

## INDEX

Sl. No.	SUBJECT	PAGE NUMBERS
1.	INTRODUCTION	01
2.	ADMINISTRATIVE SET UP	02-07
3.	COMPUTERIZATION OF TRANSPORT DEPARTMENT& CONTACTLESS SERVICES	08-09
4.	SPEED POST, FANCY NUMBERS	09-10
5.	CONTROL OF TRANSPORT VEHICLES (KARNATAKA STATE TRANSPORT AUTHORITY)	10
6.	SOUTH ZONE PERMIT SCHEME	10-11
7.	DETAILS OF PERMITS GRANTED / RENEWED AND IN FORCE	11
8.	DEPARTMENTAL STATUTORY ACTION (DSA) CASES	11-12
9.	REVENUE COLLECTED BY CHECK POSTS DURING THE YEAR 2021-22	12
10.	MOTOR ACCIDENT CLAIMS TRIBUNAL	13
11.	FACILITIES FOR PAYMENT OF TAX	14-15
12.	DETAILS OF REVENUE & EXPENDITURE FOR 2021-22	15
13.	REVENUE AND EXPENDITURE OF THE DEPARTMENT FOR THE LAST 11 YEARS	16
14.	EFFECTIVE TRANSPORT MANAGEMENT INITIATIVES	17
15.	TRANSPORT ADALAT	18
16.	INNOVATIVE TECHNOLOGY FOR EFFECTIVE TRANSPORT	18
17.	VEHICULAR AIR POLLUTION AND NOISE POLLUTION MANGEMENT INITIATIVE	18-19
18.	ELECTRIC VEHICLES CHARGING STATIONS IN BANGALORE CITY AS ON 31-03-2022.	21
19.	DEVELOPMENT AND ENCOURAGEMENT OF ECO FRIENDLY ALTERNATIVE FUELS IN VEHICLES, AWARENESS PROGRAMMES FOR VEHICLE USERS AND CONTORL OF AIR POLLUTION, UTILIZATION OF GREEN TAX	23
20.	EFFECTIVE ENFORCEMENT ACTIVITIES FOR CONTROL OF AIR AND NOISE POLLUTION	23
21.	ROAD SAFETY MANAGEMENT INITIATIVE.	24
22.	DRIVING SCHOOLS	25
23.	INFRASTRUCTURE DEVELOPMENT OF THE TRANSPORT DEPARTMENT (OFFICE BUILDINGS)	25
24.	BASIC FACILITIES AND OWN BUILDINGS FOR CHECK POST, INSPECTION AND CERTIFICATION CENTRE	26-27
25.	INFORMATION UNDER RIGHT TO INFORMATION ACT	27
26.	SAKAALA SCHEMES	28
27.	VEHICLE STATISTICS	29-30
28.	THE DETAILS OF VEHICLE REGISTRATION IN KARNATAKA AND BENGALURU AS ON 31.03.2022	31-32
29.	MOTOR VEHICLES REGISTERED IN THE YEAR 2021-22 IN KARNATAKA STATE AND BENGALURU	33-34
30.	TOTAL REGISTERED VEHICLES IN BENGALURU METROPOLITAN CITY AS ON 31-03-2022 (RTO OFFICE WISE)	35
31.	VEHICLES NEWLY REGISTERED IN BENGALURU METROPOLITAN CITY IN THE YEAR 2021-22 (RTO OFFICE WISE)	36

32.	TOTAL VEHICLES REGISTERED AND KEPT FOR USE IN BENGALURU METROPOLITAN CITY AS ON 31-03-2022(RTO OFFICE WISE)	37
33.	THE DETAILS OF MONTH WISE NEWLY REGISTERED VEHICLE IN RTO OFFICES DURING THE YEAR 2021-22	38-104
34.	REGIONAL TRANSPORT OFFICE WISE TOTAL VEHICLE REGISTERED AS ON 31.03.2022	105-106
35.	DISTRICTWISE VEHICLE REGISTERED AS ON 31.3.2022	107-112
36.	THE DETAILS OF DISTRICT WISE NEWLY REGISTERED VEHICLES IN THE YEAR 2021-22	113-118
37.	DISTRICTWISE VEHICLE REGISTERED AS ON 31.3.2022	119-123
38.	DIVISIONWISE VEHICLE REGISTERED AS ON 31.3.2022	124
39.	THE DETAILS OF MONTHWISE NEWLY REGISTERED VEHICLE DURING THE YEAR 2021-22 IN KARNATAKA.	125
40.	THE DETAILS OF MONTHWISE NEWLY REGISTERED VEHICLE DURING THE YEAR 2021-22 IN BENGALURU.	126
41.	THE DETAILS OF DISTRICTWISE VEHICLE REGISTERED IN KARNATAKA AS ON 2013-14 TO 2021-22	127
42.	THE DETAILS OF DISTRICTWISE AND CATEGORYWISE TOTAL VEHICLES REGISTERED FOR THE LAST NINE YEARS	128-157
43.	CATEGORY WISE VEHICLES REGISTERED AND KEPT FOR USE IN KARNATAKA STATE LAST 9 YEARS	158
44.	THE DETAILS OF VEHICLE REGISTERED FROM LAST 12 YEARS (2010-11 TO 2021-22) IN BENGALURU CITY AND KARNATAKA STATE (CUMULATIVE)	159
45.	THE DETAILS OF MORE THAN 15 YEARS OLD VEHICLES IN KARNATAKA AND BANGALORE AS ON 31.03.2022	160
46.	DETAILS OF PERMITS GRANTED DURING THE YEAR 2021-22 AND AS ON 31-03-2022 IN KARNATAKA STATE (OFFICE WISE)	161-182
47.	DETAILS OF PERMITS ISSUED DURING THE YEAR 2021-22 AND AS ON 31-03-2022 IN KARNATAKA STATE (DIVISIONWISE)	183
48.	DETAILS OF DRIVING LICENCE ISSUED IN KARNATAKA DURING 2020-21 (01-04-2021 TO 31-03-2022) (RTO OFFICE WISE)	184-185
49.	DETAILS OF DRIVING LICENCE ISSUED IN KARNATAKA AS ON 31-03-2022 (RTO OFFICE WISE)	186-187
50.	STATEMENT SHOWING THE DETAILS OF CONDUCTOR LICENCES ISSUED IN KARNATAKA DURING THE YEAR 2021-22 (RTO OFFICE WISE)	188-189
51.	THE DETAILS OF DRIVING LICENCE AND CONDUCTOR LICENCES IN KARNATAKA AS ON 31.03.2022	190
52.	CHARTS	191-193

## TRANSPORT DEPARTMENT

### ANNUAL REPORT OF THE TRANSPORT DEPARTMENT FOR THE YEAR 2021-22

#### 1. INTRODUCTION

The Department of Transport was constituted by Government Order No.T6811:6865 RT :53-54:10 Dated 03-03-1955 vide Notification 4285-98 MV-23-56-57 Dated 27-08-1956. Then it was named as Motor Vehicles Department. Thereafter, the Department was re-named as TRANSPORT DEPARTMENT. The primary thrust areas of the Department are enforcement of Motor Vehicles Act and Rules and collection of Tax. Transport system play an important role in the development of any Country.

#### VISION, MISSION, OBJECTIVES AND FUNCTIONS :

**VISION :** To enable safe, eco-friendly and quality transport facilities to everyone.

**MISSION:** To provide a safe, aggregate, legal, eco-friendly transport services to the citizens of Karnataka, in view of overall development of the State.

#### OBJECTIVES

- Road Safety assurance.
- To reduce vehicular pollution.
- Improving the quality of services.
- Revenue Collections.
- Insertion and development of the basic infrastructure facilities and capacity building.

#### FUNCTIONS

- Registration of Vehicles.
- Collection of Motor Vehicles Taxes.
- Issue of Driving Licenses.
- Issue of permits to the transport vehicles.
- Implementation of Motor Vehicles Act and Rules.
- Awareness and Road safety related programs.
- Controlling pollution level of vehicles.
- Development and maintenance of Human Resource Development and Management.
- E-governance program for the better administration.

The Department is mainly responsible for regulation of the use of Motor Vehicles in the State and collection of tax on Motor Vehicles, Road Safety, Control of Air and Noise pollution in accordance with the provisions of the following Acts and Rules:

1. The Motor Vehicles Act 1988 (Central Act 59 of 1988)
2. Central Motor Vehicles Rules, 1989
3. The Karnataka Motor Vehicles Rules, 1989
4. The Karnataka Motor Vehicles Taxation Act 1957 (Karnataka Act 35 of 1957)
5. The Karnataka Motor Vehicles Taxation Rules, 1957.

---

## 2.0 ADMINISTRATIVE SETUP

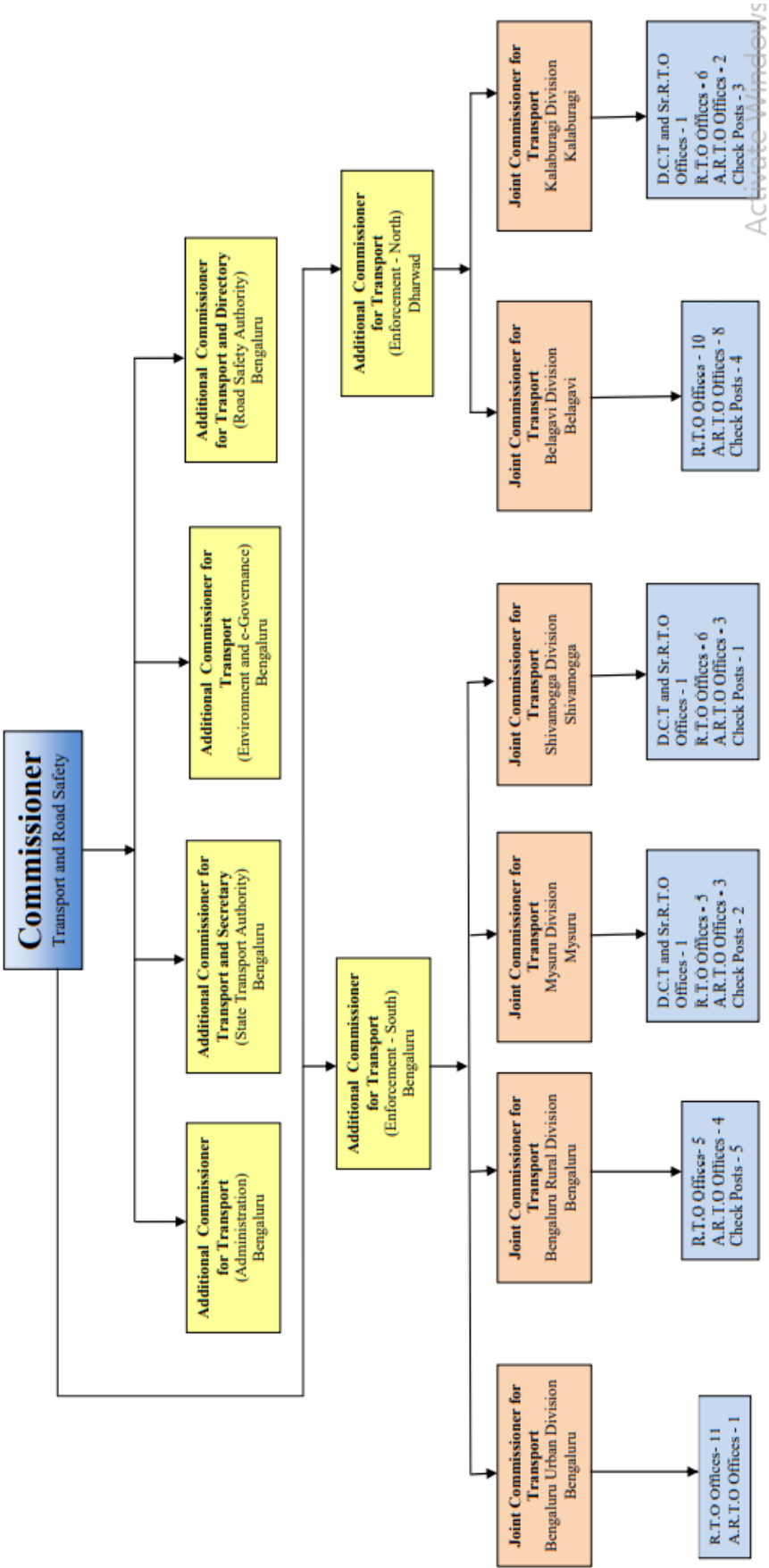
**2.1 Commissioner for Transport and Road Safety is the head of the department and he is assisted by the following officers at the head quarters.**

1. Additional Commissioner for Transport (Administration)
2. Additional Commissioner for Transport (Enforcement South)
3. Additional Commissioner for Transport and Secretary, KSTA
4. Additional Commissioner for Transport (Environment & E-Governance)
5. Legal Adviser
6. Financial Adviser (Accounts)-1
7. Financial Adviser (Audit)-2
8. Assistant Director of Statistics
9. Assistant Law Officers – 2
10. Assistant Secretaries - 4

Apart from the above a Additional Commissioner for Transport (Enforcement- North) is stationed at Dharwad and looks after the enforcement activities of the Belgavi and Kalaburagi Divisions.



Organization Chart



**2.2 Following offices are situated at Divisional, District, and sub-Divisional Levels and at border check posts:**

Sl. No.	Division	District Regional Transport Offices	Sub-Division Regional Transport Offices	Asst. Regional Transport Offices	Check Posts
01	JCT Bengaluru Urban		1. Bangalore (Central) 2. Bangalore (West) 3. Bangalore (East) 4. Bangalore (North) 5. Bangalore (South) 6. Krishnarajapuram 7. Electronic City 8. Yalahanka 9. Jnanabharathi 10. Chandapura 11. Autorickshaw permit & STUs	1. Devanahalli	
02	JCT Bengaluru Rural		1. Tumkur 2. Ramanagara 3. Kolar 4. Chikkaballaapur 5. Nelamangala	1. Tiptur 2. K.G.F. 3. Madhugiri 4. Chintamani (w.e.f.16-7-2018)	1. Attibele 2. Nangali 3. Bagepalli 4. Gowribidanur 5. Rayalpadu
03	JCT Mysore	1. Mysore(West) (DCT & Sr. RTO)	1. Mysore(West) 2. Mysore(East) 3. Chamarajnagara 4. Mandya 5. Madikeri 6. Hassan	1. Hunasur 2. Nagamangala 3. Sakaleshapura	1. Gundlupete 2. Chikkahole Dam
04	JCT Shimoga	1. Mangaluru (DCT & Sr. RTO)	1. Shivamogga 2. Udupi 3. Chitradurga 4. Davanagere 5. Chikkamagaluru 6. Puttur	1. Sagar 2. Tarikere 3. Bantwala (w.e.f.03.03.2018)	1. Talapady
05	JCT Belagavi		1. Belagavi 2. Dharawad (West) 3. Gadag 4. Haveri 5. Vijayapura 6. Bagalkote 7. Karawar 8. Chikkodi 9. Dharawad (East) 10. Sirsi 11. Athani	1. Bailahongala 2. Gokak 3. Dandeli 4. Jamakhandi 5. Honnavara 6. Ranibennuru (w.e.f.24.02.2018) 7. Ramadurga (w.e.f.19-7-2018)	1. Kagawada 2. Nippani 3. Zalki 4. Ramanagar
06	JCT Kalaburagi	1. Kalaburgi (DCT & Sr. RTO)	1. Bellary 2. Raichur 3. Koppala 4. Bidar 5. Yadagiri 6. Hospet	1. Bhalki 2. Basavakalyana	1. Aland 2. Hagari 3. Humnabad
	<b>TOTAL</b>	<b>03</b>	<b>44</b>	<b>20</b>	<b>15</b>

**2.3** The Joint Commissioners for Transport at other Divisions supervise and guide the DCT & Senior RTOs/ RTOs and ARTOs working in their jurisdictions. These officers frequently conduct cursory and surprise inspections of their subordinate offices. Further, these officers also function as Appellate Authorities in respect of Driving licences, conductor licences, registration of vehicles, renewal of registration certificates of Non-Transport Vehicles, renewal, suspension and cancellation of Fitness certificates of Transport Vehicles and Tax matters.

**2.4 Sanctioned, working and vacant position in Transport Department as on 31-03-2022.**

Sl.No	Name of the Post	Sanctioned	Working	Vacant
01	Commissioner for Transport	1	1	0
02	Presiding Officer	1	1	0
03	Additional Commissioner for Transport	6	6	0
04	Joint Commissioner for Transport	6	6	0
05	Deputy Commissioner for Transport & Senior RTO	3	3	0
06	Regional Transport Officer	47	34	13
07	Group - A Officer (Planning)	1	1	0
08	Group - A Officer (Education)	1	1	0
09	Group - A Officer (Financial)	1	1	0
10	Group - A Officer (Public Works)	1	1	0
11	Group - A Officer (Police)	1	1	0
12	Group - A Officer (Health)	1	1	0
13	Asst. Regional Transport Officer (Admin)	10	1	9
14	Asst. Regional Transport Officer	93	34	59
15	Law Officer	1	1	0
16	Asst. Law Officer,	2	1	1
17	Asst. Director Statistics (Deputation Post)	1	1	0
18	Financial Advisor (Deputation post)	2	1	1
19	Accounts Officers (Deputation Post)	6	0	6
20	System Manager (Deputation post)	1	0	1
21	System Analyst (Deputation post)	2	0	2
22	Sr.Programmer (Deputation post)	2	0	2
23	Jr.Programmer (Deputation post)	7	0	7
24	Console Operator	2	0	2
25	HQA/ TTO / Asst. Secretary	15	15	0
26	Sr. Inspectors of Motor Vehicles	214	84	130
27	Inspectors of Motor Vehicles	430	107	323
28	Superintends	160	149	11
29	Account Suptdts., Deputation Post)	26	19	7
30	Asst. Statistical Officer (Deputation Post)	3	3	0
31	Accountants (Deputation Post)	36	19	17
32	Stenographers	49	28	21
33	First Division Assistants	436	278	158
34	Second Division Assistants	546	214	332
35	Typists	116	29	91
36	Drivers	165	82	83
37	Attendrs / Process Servers/ Dafedars	31	22	9
38	Treasury Guard	9	3	6
39	Dalayal/watchman/peon cum guard / sweeper	343	104	239
<b>Total</b>		<b>2778</b>	<b>1252</b>	<b>1526</b>

Under Karnataka State Road Safety Authority Act 2017, powers vested to Additional Commissioner and is discharging the service.

Sl.No	Name of the Post	Pay scale	Sanctioned
01	Class-1 Officer (Plan)	52650- 97100	1
02	Class-1 Officer (Education)	52650- 97100	1
03	Class-1 Officer (Finance)	52650- 97100	1
04	Class-1 Officer (PWD)	52650- 97100	1
05	Class-1 Officer (Police)	52650- 97100	1
06	Class-1 Officer( Health)	52650- 97100	1

**2.5 Details of the Officers with Phone and Fax number .**

SL No	OFFICE CODE	NAME OF THE OFFICERS	PHONE NUMBER	FAX NUMBER	CUG.NO.
1	-	TRANSPORT COMMISSIONER	080-22214900	22235804	9449863211
2	-	ACT (ADMN)	080-22235176	22235804	9449863212
3	-	ACT (ENF SOUTH)	080-22236698	22232459	9449863214
4	-	ACT (ENF NORTH)	0836-2322206	22322206	9449863216
5	-	ACT & SECRETARY, KSTA	080-22272461	22242761	9449863213
6	-	ACT (E & E)	080-22243717	22243717	9449863215
7	-	JCT, B'LORE URBAN	080-22371100	22271100	9449863217
8	-	ACT, STATE ROAD SAFETY AUTHY.	080-22371120	22371120	8762635788
9	-	JCT, B'LORE RURAL	080-22866670	22866671	9449863221
10	-	JCT MYSORE	0821-2330347	2330347	9449863223
11	-	JCT SHIMOGA	08182-278045	278045	9449863224
12	-	JCT BELGAVI	0831-2423900	2423900	9449863225
13	-	JCT KALABURGI	08472-248005	248005	9449863226
14	-	LEGAL ADVISOR	080-22216452	22216452	9740352223
15	-	FINANCIAL ADVISOR-1(ACCOUNT)	080-22215482	22215482	9449863218
16	-	FINANCIAL ADVISOR-2 (AUDIT)	080-22243890	22243890	9449863219
17	-	ASST. SECRETARY, KSTA	080-22213785	22213785	9449864082
18	-	ASST. DIRECTOR FOR STATISTICS	080-22213225	22213225	9449864089
19	KA-01	RTO BANGALORE CENTREL	080-25533525	23440838	9449864001
20	KA-02	RTO BANGALORE WEST	080-23324388	23327188	9449864002
21	KA-03	RTO BANGALORE EAST	080-29735190	25205079	9449864003
22	KA-04	RTO BANGALORE NORTH	080-23376039	23375322	9449864004
23	KA-05	RTO BANGALORE SOUTH	080-26630989	22440838	9449864005
24	KA-51	RTO ELECTRONIC CITY	080-26483551	25735523	9449864051
25	KA-53	RTO K.R.PURAM	080-25617951	25619269	9449864053
26	KA-06	RTO TUMAKUR	0816-2278473	2278743	9449864006
27	KA-09	DCT & Sr RTO MYSORE WEST	0821-2330364	2343430	9449864009
28	KA-14	RTO SHIVAMOGA	08182-222209	226400	9449864014
29	KA-19	DCT & Sr RTO MANGALURU	0824-2220577	2422052	9449864019
30	KA-20	RTO UDUPI	0820-2575137	2524967	9449864020
31	KA-22	RTO BELGAVI	0831-2465503	2404759	9449864022
32	KA-25	RTO DHARWAD	0836-2233929	2233920	9449864025
33	KA-32	DCT & Sr RTO KALABURGI	08472-248805	248004	9449864032
34	KA-41	RTO JNANABHARATHI	080-23286712	28602833	9449864041
35	KA-42	RTO RAMNAGAR	080-27273471	27273471	9449864042
36	KA-43	ARTO DEVANAHALLI	080-27681999	27681999	9449864043
37	KA-50	RTO YELAHANKA	080-29729909	28561525	9449864050
38	KA-52	RTO NELAMANGALA	080-27728094	27726886	9449864052
39	KA-57	RTO AUTO RICKSHAW	080-22230110	-	9449864057
40	KA-07	RTO KOLAR	08152-222039	222039	9449864007
41	KA-08	A.R.T.O. K.G.F	08153-260214	260214	9449864008
42	KA-40	RTO C.B.PURA	08156-270446	263053	9449863440
43	KA-44	A.R.T.O. TIPTUR	08134-254799	-	9449864044
44	KA-55	RTO MYSORE EAST	0821-2570700	2334430	9449864055
45	KA-10	RTO CHAMRAJNAGAR	08226-222444	272444	9449864010
46	KA-11	RTO MANDYA	08232-220031	227460	9449864011
47	KA-12	RTO MADIKERE	08272-298785	223032	9449864012
48	KA-13	RTO HASSAN	08172-240660	240514	9449864013

49	KA-45	ARTO HUNASUR	0822-2252699	2252699	9449864045
50	KA-46	ARTO SAKALESHPUR	08173-230746	230746	9449864046
51	KA-54	ARTO NAGAMANGALA	08234-285598	285598	9449864054
52	KA-15	ARTO SAGAR	08183-226276	226276	9449863415
53	KA-16	RTO CHITRADURGA	08194-230434	231894	9449864016
54	KA-17	RTO DAVANAGERE	08192-259848	232023	9449864017
55	KA-18	RTO CHIKMAGALUR	08262-220366	220366	9449864018
56	KA-21	RTO PUTTUR	08251-230729	-	9449864021
57	KA-23	RTO CHIKKODI	08338-272241	272241	9449864023
58	KA-24	ARTO BAILHONGAL	08288-233288	233288	9449864024
59	KA-26	RTO GADAG	08372-297219	235694	9449864026
60	KA-27	RTO HAVERI	08375-232299	-	9449864027
61	KA-28	RTO VIJAYAPURA	08352-276228	276218	9449864028
62	KA-29	RTO BAGALKOTE	08354-235275	201494	9449864029
63	KA-30	RTO KARWAR	08382-226364	229249	9449864030
64	KA-31	RTO SIRSI	08384-233090	234259	9449864031
65	KA-47	ARTO HONNAVARA	08387-220033	236536	9449864049
66	KA-48	ARTO JAMKHANDI	08353-238040	238040	9449864048
67	KA-49	ARTO GOKAK	08332-224727	224727	9449864049
68	KA-33	RTO YADGIRI	08473-252580	252580	9449864033
69	KA-34	RTO BELLARY	08392-240048	244116	9449864034
70	KA-35	RTO HOSPETE	08394-230766	231982	9449864035
71	KA-36	RTO RAICHUR	08532-223329	223094	9449864036
72	KA-37	RTO KOPPAL	08539-220829	222655	9449864037
73	KA-38	RTO BIDAR	08482-226361	225055	9449864038
74	KA-39	ARTO BHALKI	08484-262582	262582	9449864039
75	KA-56	ARTO BASAVAKALYANA	08481-256996	259022	9449864056
76	KA-63	RTO, DHARWAD (EAST)	0836-2233929	-	9449864025
77	KA-64	ARTO MADHUGIRI	-	-	9449864064
78	KA-65	ARTO DANDELI	08284-230916	-	
79	KA-66	ARTO TARIKERE	-	-	9449863224
80	KA-67	ARTO, CHINTAMANI	08154-298977		
81	KA-69	ARTO, RAMADURGA	-	-	
82	KA-70	ARTO, BANTWAL	-	-	-
83	KA-71	ARTO, ATHANI	-	-	-

**2.6** The Transport Department has opened a Call Centre for redressal of Grievances of General Public from the 01-02-2018. The Call Centre will also handle Grievances, Suggestions, etc coming from Social media such as Face book, Twitter, What's app, and email with calls on inbound help line.

The public can access the call centre through any of the following:

Call Centre Telephone No. : 080-25136500

What's app No. : 9449863459

E-mail ID : tdkarnataka@gmail.com

Facebook : <https://www.facebook.com/Transport-Department-Karnataka>

Twitter ID : @tdkarnataka (tdkarnataka@gmail.com)

### 3. COMPUTERISATION OF TRANSPORT DEPARTMENT& ISSUE OF SMART CARD DL & RC.

The Department has completed computerization of all 3 DCT & Sr. RTOs, 43 RTOs, 21 ARTOs offices and 15 Check Posts and issue of Smart Card based Registration Certificate and Driving License at all the Transport Offices on Public Private Partnership scheme. The Transport Department has entered into an agreement with M/s Rosmerta Technologies Pvt. Ltd., Gurgaon as PPP partner for issue of Smart Card Driving License (integrated with 'SARATHI' software) and Smart Card Registration Certificate (integrated with 'VAHAN' software). During the year 2021-22 there are 16,22,656 DL Smart Cards and 13,93,207 RC Smart Cards have been issued. A total of 2,01,66,615 DL Smart Cards and 2,70,99,838 RC Smart Cards have been issued so far.

#### 3.1 VAHAN-4 AND SARATHI-4

The Transport Department has implemented 'Sarathi-4' and 'Vahan-4' which is a centralized and web-based software developed by the Central Government through NIC at all the 67 DCT & Sr. RTO / RTO / ARTO offices in Karnataka.

#### 3.2 SERVICES IN BANGALORE-1 AND KARNATAKA-1 CENTRES.

The new system has been implemented across the State to apply for Driving License services online at Bangalore-1 and Karnataka-1 centres. The applicants can visit nearby Bangalore-1 and Karnataka-1 centers to avail these services through online.

#### 3.3 OBTAINING SERVICE FROM ANY OF THE REGIONAL TRANSPORT OFFICES BY THE PUBLIC IRRESPECTIVE OF JURISDICTION

A system of submitting applications relating to Sarathi and Vahan by the public to any of the Regional Transport Offices in the state of Karnataka irrespective of their place of residence / business has been introduced.

#### 3.4 CONTACTLESS SERVICES

Transport Department implemented the Contactless services in Karnataka wef 01-11-2021 and the list of services list is as shown below :

#### SARATHI SERVICES

Sl. No.	Name of the Service
1	Issue of Learner's License & Including New Part in Learning License
2	Change of Name in Learner's License
3	Change of Address in Learner's License
4	Duplicate Learner's License
5	Issue of International Driving Permit
6	Driving License Extract
7	Issue of Conductor License
8	Renewal of Conductors License
9	Issue of Duplicate Conductor's License
10	Change of Address in Conductor License
11	Change of Name in Conductor License
12	Renewal of Driving License
13	Change of Address in Driving License
14	Change of Name in Driving License
15	Duplicate of Driving License



**VAHAN SERVICES**

Sl. No.	Name of the Service
1	Registration of Motor vehicles
2	Transfer of Ownership of Motor vehicle
3	Change of Address in Registration certificate
4	Issue of Duplicate Registration certificate
5	Endorsement of Hire-Purchase agreement / Hypothecation
6	Continuation of Hire-Purchase Agreement / Hypothecation
7	Temporary Registration certificate
8	Issue of No objection Certificate (NOC) / Clearance Certificate (CC) for Vehicle
9	B Register Extract
10	Issue of Permit for Motorcab
11	Issue of Permit for Goods Vehicle
12	Renewal of Permit for Motorcab
13	Renewal of Permit for Goods Vehicle
14	Renewal of Permit for Auto-Rickshaw cab
15	Issue of Duplicate Permit (Goods Vehicle and Motorcab)
16	Issue of Duplicate Permit for Auto-Rickshaw
17	Surrender of Permit (Permit Cancellation )
18	Issue of National Permit for Goods vehicle

Public can avail these hassle-free services from anywhere through online Parivahan website without visiting RTO/ARTO offices and this will be beneficial for around 35-40 lakhs applicants per annum in state of Karnataka.

**3.5 'e-PAYMENT' SYSTEM**

The online e-payment for tax and fees for vehicle registration and driving licensing services at all RTOs across the State has been implemented through Khanaje-2 in Sarathi-4 and Vahan-4 Software. Rs.10,783.43 crores has been collected through e-payment as on 31-03-2022 and Rs.4,681.48 crores has been collected through e-payment during the financial year 01-04-2021 to 31-03-2022.

**4. SPEED POST SERVICE**

The rise in vehicular population day by day has not only caused an increase in traffic density but also led to rise in the number of people visiting the Regional Transport Offices throughout the state for Registration of vehicles and obtaining Driving Licences etc. To ease the issue of Driving Licences and other documents to the public, the Transport Department introduced the system of Speed Post Service in co-ordination with the Indian Postal Department. Wef. 11-11-2009 for speedy delivery of the documents address of the applicants. This system is working successfully.

**5. ALLOTMENT OF FANCY NUMBERS THROUGH PUBLIC AUCTION**

A system of allotment of Fancy registration numbers in respect of Light Motor Vehicles (Non Transport category like, motor cars, jeeps etc.) in the running series as well as in the advance series through public auction has been introduced w.e.f. 12.01.2015 by framing the procedures. Under this system the registration numbers starting from 0001 to 9999 in any series is open to public auction. The fees of Rs.20,000/- is prescribed for

allotment of registration number in running series and Rs.75,000/- is prescribed for allotment of registration number in advance series. If more than two applications received for the allotment of same number then the applicants have to participate in public auction and successful bidder will be allotted the selected number after the payment of bid amount along with prescribed fees.

The power of allotting registration numbers within 1000 from the last registration number assigned in the running series has been delegated to the jurisdiction registering authorities. The numbers after 1000 in the running series as well as in the advance series the power vested with the transport commissioner. After introduction said system, total amount of **Rs.24.51** Crores has been collected as fees for allotment of registration number at the offices of DCTs & Sr.RTOs/ RTOs of the State and at the Office of Transport Commissioner along with bid amount during the year 2021-22. The procedure of allotment of registration number through public auction has been published in department website : <http://transport.karnataka.gov.in>

## 6 CONTROL OF TRANSPORT VEHICLES

### 6.1 Karnataka State Transport Authority

Karnataka State Transport Authority (K.S.T.A.) is constituted under sub-section (1) and (2) of Section 68 of Motor Vehicles Act, 1988 (central Act 59 of 1988) vide Notification No. FTD 77 TMA 89, Bangalore dated 01-09-1989 by appointing the Commissioner for Transport as the Chairman, the Deputy Inspector General of Police (Training), Bangalore and the Superintending Engineer, (Designs) PWD, Bangalore as the Members of the Authority.

Subsequently, the Deputy Commissioner of Police, Traffic and Road Safety, Bangalore is appointed as the Member in place of the Deputy Inspector General of Police(Training), Bangalore vide Notification No.HTD 107 TMA 2001 dated 05-01-2002 and the Commissioner for Traffic & Road Safety, Bangalore is appointed as Member in place of Deputy Commissioner of Police, Traffic and Road Safety, Bangalore vide Notification No.HTD 107 TMA 2001 dated 13-08-2002.

The Government of Karnataka exercising the powers under section 68(1) and (2) of M.V.Act 1988 has appointed, the Secretary state Transport Authority as the Member of the Karnataka State Transport Authority vide notification No.Sarie 71 Saepa 2013 Dt.30-12-2013. The Karnataka State Transport Authority (K.S.T.A.) is a quasi judicial Authority exercising the powers vested in it under the Provisions of Motor Vehicles Act, 1988.

The Karnataka State Transport Authority (K.S.T.A.) has powers to grant All India Permits for Tourist Vehicles (Buses), Motor Cabs, Maxi Cabs, and Inter State Permits to Stage Carriages and Goods Carriages as per the terms of Inter- State Agreements. It is also entrusted with penal powers to suspend or cancel permit for violation of conditions of the permit under Section 86 of the M.V.Act.

## 7. SOUTH ZONE PERMIT SCHEME

Under the South Zone Permit Scheme, a quota of 400 permits for Tourist Motor Cabs is prescribed to ply in the States of Karnataka, Tamilnadu, Andhra Pradesh, Kerala, Goa and Union Territory of Pondicherry on reciprocal agreement by paying single point tax without counter signature.

### 7.1 RECIPROCAL AGREEMENTS

Arrangements under the reciprocal agreements entered with the States of Andhra Pradesh, Maharashtra, Kerala, Tamilnadu, Pondicherry and Goa are continued in this year also.

As per the Inter-state agreement, the permits issued for passenger service vehicles, stage carriages are given below.



**PASSENGER SERVICE VEHICLE**

Sl. No.	STATES	No. of Permits as per Agreement	No. of Permits issued from 1-4-2021 to 31-03-2022	Total Permits in force as on 31-03-2022	Countersigned permits as on 31-03-2022
01	TAMILNADU	549	-	549	551
02	KERALA	381	-	381	358
03	ANDHRAPRADESH	1440	-	1440	1491
04	MAHARASHTRA	421	-	421	-
05	GOA	182	-	182	-
06	PONDICHERY	08	-	08	-

**7.2 INTER-STATE PERMITS (BUSES)**

As on 31-03-2022, in addition to the above permits 4727 contract carriage permits have been granted.

**7.3 INTER-STATE PERMITS (GOODS CARRIAGES)**

Agreements entered with other States are continued during this year also. The System of levy of bilateral Tax of Rs.3,000/- per annum in respect of Tamilnadu and Rs.5,000/-per annum in respect of Maharashtra, Kerala, Andhra Pradesh, Goa is also continued.

**The details of Permits granted / renewed and in force are as follows:**

Sl. No.	Class of vehicle	Total Number of Permits In force as on 31-03-2021	Permits Issued During the year 2021-22	Total Number of Permits	Permits Cancelled	Total number of Permits in force as on 31-03-2022
1	Passenger vehicle	1503	281	1784	170	1614
2	Motor cabs	-	-	-	-	-
3	Autorickshaws	1875	3298	5173	17	5156
4	Goods vehicles	56875	3349	60224	420	59804
5	AITOB	1414	24	1438	12	1426
6	Maxicab	53150	6788	59938	942	58996
7	Tourist Taxi (All India)	42091	5694	47785	474	47311

**8. DEPARTMENTAL STATUTORY ACTION (DSA) CASES**

**8.1** Under Section 86 of the Motor Vehicles Act, 1988 the Transport Authority which grants permits is empowered to suspend or cancel the permits on the breach of the conditions of the permits. In lieu of suspension or cancellation of the permits, the Transport Authority May permit him to compound the offence and recover the compounding amount agreed upon, if the permit holder agrees to pay.

**Disposal of DSA Cases and collection of fine (From 01-04-2021 to 31-03-2022)**

Sl. No.	Category of Vehicles	No. of Cases disposed	Penalty (Rs.)
1	Contract Carriages	34	250650
2	Stage Carriages	08	43700
3	A.I.T.O.B	30	214250
4	Motor cab and Maxi cabs	-	-
	<b>Total</b>	<b>72</b>	<b>508600</b>

**Disposal of DSA Cases during 2021-22**

Opening balance	New cases	Total	No. of cases disposed	Balance
1806	15	1821	72	1749

**8.2 ENFORCEMENT (CHECKING OF VEHICLES)**

Major activity of the department is to enforce the provisions of law enunciated under the Motor Vehicles Act 1988, and rules made there under. The department accordingly is initiating all possible steps to book cases against the offenders of the provisions of law under Motor Vehicles Act, 1988 and rules made there under.

During the year 2021-22, the department has checked 17,96,903 vehicles, out of which for 2,81,917 vehicles check reports and check report cum receipts have been issued and 16,938 vehicles have been seized and collected a sum of Rs.54.08 Crores towards tax and Rs. 64.34 Crores towards fine amounting total of Rs. 118.42 Crores has been collected.

**9. BORDER CHECK POSTS**

In order to plug the leakage of revenue and to enforce the provisions of the MV Act, 1988 and the rules made there under 15 check posts are functioning in the borders of the State.

**9.1 Revenue collected by each check post during the year 2021-22 is as follows :**

Sl.No.	Name of the Check Post	Revenue Collected (Rs. In Lakhs)
1	Nangli	199.31
2	Bagepalli	275.10
3	Gowribidanur	66.96
4	Rayalpad	32.87
5	Attibele	1191.18
6	Punajanoor	436.43
7	Gundlupet	175.33
8	Thalapady	205.56
9	Zalki	780.58
10	Ramanagara (Anmod)	53.20
11	Nippani (Kagnolli)	541.00
12	Kagawada	81.06
13	Alanda	68.96
14	Humnabad	318.89
15	Hagari	166.30
	<b>Total</b>	<b>4592.73</b>

## 10. Motor Accident Claims Tribunal

The Motor Accident Claims Tribunals headed by the District and Sessions Judge Continues to function at all District Head Quarters.

### DETAILS OF ACCIDENTS IN KARNATAKA STATE DURING THE YEAR APRIL 2021 TO MARCH 2022

Sl. No	District	No. of Road Accidents	Fatalities	Injured
1	Bagalkot	807	331	1045
2	Bellary	942	346	1165
3	Belagavi	2170	816	2853
4	Bengaluru city	3169	633	2777
5	Bengaluru dist	1713	507	1692
6	Bidar	1074	293	1426
7	Chamarajanagar	465	164	608
8	Chikkaballapur	601	256	658
9	Chikkamagaluru	787	179	881
10	Chitradurga	1510	372	2142
11	Dakshina Kannada	1605	255	1972
12	Davanagere	977	280	1377
13	Dharwad	875	303	1054
14	Gadag	296	154	474
15	Hassan	1824	439	1813
16	Haveri	717	235	1119
17	Kalaburagi	1180	393	1407
18	K.Railways	2	0	2
19	Kodagu	378	59	473
20	Kolar	711	215	707
21	Koppal	587	221	792
22	Mandya	1687	410	1789
23	Mysuru	1963	510	2023
24	Raichur	678	331	936
25	Ramanagar	1038	255	1017
26	Shimoga	1262	310	1581
27	Tumkur	1922	596	1997
28	Udupi	1034	181	1217
29	Uttara Kannada	833	210	1519
30	Vijayanagara	274	55	284
31	Vijayapura	900	397	980
32	Yadgiri	413	162	703
	<b>TOTAL</b>	<b>34394</b>	<b>9868</b>	<b>40483</b>

## 11. FACILITIES FOR PAYMENT OF TAX

### 11.1 LIFE TIME TAX

Life Time Tax is being levied on two wheelers, three wheelers and Light goods vehicles including Auto rickshaws carrying passengers and goods having weight in laden not exceeding 5500 kgs. either for hire or reward. Life Time Tax is also levied on Tractors-Trailers (used for agricultural purpose), Motor Cars, Jeeps, Omni Buses and Private Service Vehicles having floor area not exceeding 5 sq. mts.

### 11.2 Insertion of section 3(b) under Karnataka Motor Vehicles Taxation Act-1957

A new Section 3 (b) of KMTV Act 1957 with effect from 01-04-2002, green tax is being collected in respect of non-transport vehicles which are more than 15 years old and in respect of transport vehicles which are more than 7 years old.

### 11.3 The details are as follows.

Sl. No	Class and age of the vehicle	Rate of tax (Rs.)
1	Non-Transport vehicles completed 15 years from the date of its registration, at the time of renewal of certificate of registration as per sub-section (10) of section 41, of the Motor Vehicles Act 1988.	
	(1) Two wheeled vehicles	250-00
	(2) Four wheeled vehicles	500-00
2	Transport vehicles completed 7 years from the date of its registration, at the time of renewal of fitness certificate as per Sec.56 of Motor Vehicles Act 1988.	200-00 Per annum

### 11.4 OTHER TAXES

Quarterly tax in respect of camper vans is Rs 4700 per sq. mt. of the floor area.

Life time tax in respect of Motor Cars, Jeeps, Omni buses and Private Service Vehicles (having floor area upto 5 sq. mt.) is as follows.

1	Cost of the vehicle which does not exceed Rs.5 lakhs	13% of the cost of the vehicle
2	Cost of vehicle exceeding Rs.5 lakhs but does not exceed Rs 10 lakhs –	14% of the cost of the vehicle
3	Cost of the vehicle exceeds Rs. 10 lakhs but does not exceed Rs.20 lakhs	17% of the cost of the vehicle
4	Cost of the vehicle which exceeds Rs. 20 lakhs	18% of the cost of the vehicle.
5	Motor Cars, Vans run on Electricity	Exempted from payment of tax w.e.f.01-04-2016.

### 11.5 For Two-wheelers

1	Motor cycles cost of which does not exceed Rs 50,000/-	10% of the cost of the vehicle
2	Motor cycles cost of which exceeds Rs.50,000/- but does not exceed Rs.1 lakh.	12% of the cost of the vehicle
3.	Cost of the vehicle which exceeds Rs.1 lakh.	18% of the cost of the vehicle.
4.	Motor cycles run on electricity	Exempted from payment of tax w.e.f.01-04-2017.

**11.6 LIFE TIME TAX –Other vehicles**

1	Sugar Cane Harvesters only	3% of the cost of the vehicle.
2	Construction Equipment vehicles (As defined under Rule 2(a) of CMV Rules 1989) and Vehicles fitted with Air Compressor & Generator	6% of the cost of the vehicle
3	Motor cabs the cost of the vehicle which exceeds Rs.15 lakhs	15% of the cost of the vehicle

Motor vehicles registered as sleeper coaches and permitted to carry more than 12 passengers (excluding driver and conductor or attendant) for every sleeper Rs.4000/- per qtr. and Rs.3000/- per seat permitted is being levied. Vehicles comply the provisions of Rule 128 of Central Motor Vehicles Rules 1989 or covered under permits issued as per Sec-88(9) of MV Act 1988 taxed at Rs.3500/- per seat per quarter.

**11.7 TAX ON FLEET OWNERS**

The KSRTC being the only Fleet owner in the state. For providing competitive service to travelling public and better administration the Corporation is divided into FOUR subsidiaries namely KSRTC, NWKRTC, NEKRTC and BMTTC. The tax in respect of State Transport undertaking is 5% of the gross revenue earned for the year.

Omni buses and private service vehicles held under lease agreement with industrial undertakings or companies under 8-A Schedule of KMTV 1957.

a)	Having floor area exceeding 5 sq. mt. but not exceeding 6 sq.mt., for every sq.mt.	Rs.1,650
b)	Having floor area exceeding 6 sq. mt. but not exceeding 9 sq.mt., for every sq.mt.	Rs.1,800
c)	Having floor area exceeding 9 sq. mt. but not exceeding 12 sq.mt. for every sq.mt.	Rs.1,950
d)	Having floor area exceeding 12 sq. mt. for every square Metre.	Rs.2,250

**11.8 REVENUE AND EXPENDITURE**

The Department has collected revenue of **Rs.6747.23** Crores from 01-04-2021 to 31-03-2022 as against the annual target of **Rs. 6986.80** Crores (excluding STU'S).

**Details of Revenue and Expenditure for the year 2021-22**

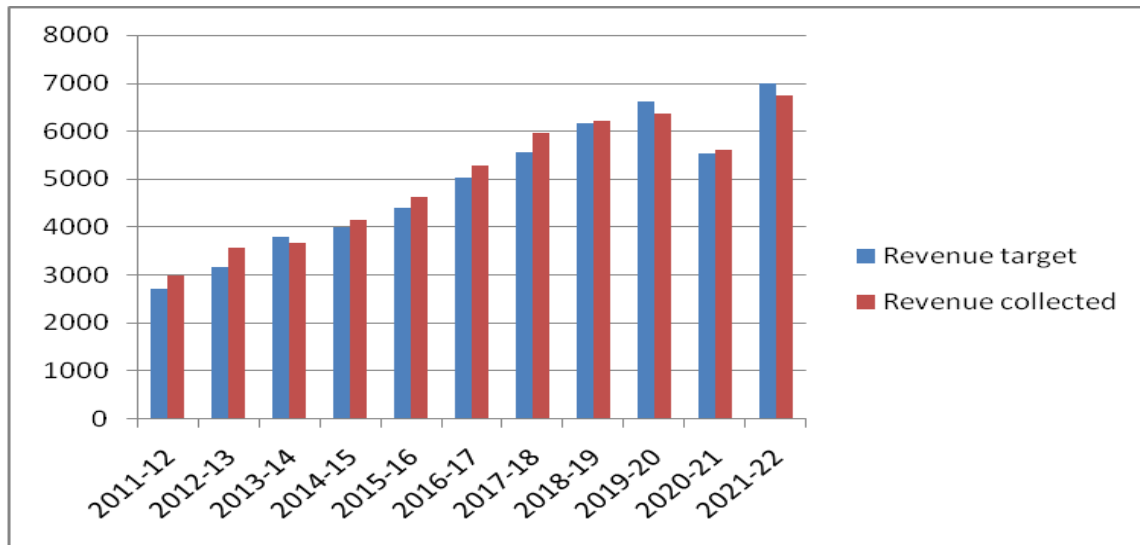
(Amount in crores)

YEAR	Revenue Target	Revenue collected	% of collection over target	Total Expenditure over collection
2021-22	6986.80	6747.23	96.57	279.61

The revenue collected and expenditure incurred by the Transport Department for the last 11 years are shown in the table below:-

(Rs. in Crores)

Year	Revenue Target	Revenue collected	% of collection over target	Total Expenditure	% of expenditure over collection
2011-12	2710.39	2985.07	110.13	72.00	2.41
2012-13	3166.67	3566.92	112.64	111.09	3.11
2013-14	3783.67	3671.09	97.02	140.15	3.82
2014-15	3984.00	4145.00	104.00	106.00	2.56
2015-16	4397.07	4608.58	104.81	121.04	2.62
2016-17	5026.78	5262.41	104.68	123.72	2.35
2017-18	5561.62	5954.03	107.06	132.60	2.23
2018-19	6167.61	6205.93	100.62	145.66	2.35
2019-20	6601.96	6348.92	96.16	155.55	2.45
2020-21	5518.45	5606.99	101.60	335.53	5.98
2021-22	6986.80	6747.23	96.57	279.61	4.14



## 12. EFFECTIVE TRANSPORT MANAGEMENT INITIATIVES

As a part of administrative reforms and with a view to provide better, timely and cost effective service, Government has approved Five Effective Transport Management initiatives. Effective management of Transport system has always been the key factor in the economic development of any State. With the changing times it is necessary for the transport system to metamorphosis itself into becoming more responsive and people friendly.

In order to ensure these changes, the Hon'ble Transport Minister has approved five initiatives, for ensuring effective Management in Karnataka State. It is intended to make the transport department and all the State Transport Undertakings adopt a pro-active and facilitative management approach. The initiative focuses on bringing in technological advancement, infrastructure development, innovative management, increased people responsiveness, mitigating vehicular pollution, improved road safety management and also act as a catalytic agent for the growth of the State economy. These initiatives encompass the entire canvass of transport management in the State, with an intention to invigorate it and propel it towards greater effectiveness.

### The Five Initiatives are:

1. Public Relations for Effective Transport Management initiative.
2. Innovative technology for Effective Transport Management Initiative.
3. Vehicular Air Pollution Management Initiative.
4. Road Safety Management Initiative.
5. Infrastructure for Effective Transport Management Initiative.

### 12.1 PUBLIC RELATIONS FOR EFFECTIVE TRANSPORT MANAGEMENT INITIATIVE

Public Relations, Help Desk and Public Feedback System.

### 12.2 TRANSPORT COMMISSIONER'S OFFICE

The Public Relations Officer and other staff are working in Public Relation Cell.

The Chief Public Relations Officer is monitoring the Public Relation System in all the offices of the department and necessary instructions have been given to all the offices for better functioning and strengthening of the system. A Public Relations section is created to monitor the Public Relation System in the department. Help Desk has been formed and responsible staff are assigned to work at these desks. This Help Desk is functioning successfully by helping the public visiting the office for various works, giving them information, prescribed forms/application, proper guidance and also collecting their opinions about the service of the department and valuable suggestions given by public are considered for implementation.

Public also have access to Assistant PRO through phone and e-mail for their grievance, required information, complaints and suggestions. This system is working effectively and there is favourable response from the public.

### 12.3 Public Relations, Help Desk and Public Feedback System :

Deputy Commissioner for Transport & Sr. RTO / RTO and ARTO OFFICES

Public Relation System is introduced in all the Sr.RTO/RTO/ and ARTO offices of the department effectively. A suitable and eligible officer is designated for Public Relation Officer post, who is the head of the system at his office, and all the facilities like separate chamber, telephone, staff etc., have been given. Public can directly meet PRO for help. PRO is also responsible for monitoring and maintenance of Public Grievance Register, wherein public can express their opinion about the services of the department.

Help Desk system is implemented in all offices of the Department throughout the State and there is good opinion among the public about usefulness of this system. These Help Desks are located at the entrance of all the Offices, so that public visiting the office can easily access information, get prescribed forms / applications, proper guidance, etc. Under public feedback system Printed Feedback forms are provided to public to obtain their opinions /suggestions on services of the department. Valuable suggestions received are considered for implementation.

### **13. TRANSPORT ADALATS**

Transport adalats are being conducted every three months in all the offices in presence of respective DCTs/ JCTs at fixed time. Advertisement about this is being given through new papers, radio and other Medias for active participation of public. A large number of public, representatives of various associations of public service vehicles, journalists etc., are attending the adalats. Most of the grievances are solved on the spot. These adalats are functioning successfully and appreciated by public.

#### **13.1 APPLICATIONS OF MULTIMEDIA IN DEPARTMENTAL SERVICES**

Department has developed and launched its website, where public can access information on various services of the Department both in Kannada and English. Prescribed Forms and other required information can be freely downloaded. Information on the website is being updated/ revised / redesigned regularly.

### **14. INNOVATIVE TECHNOLOGY FOR EFFECTIVE TRANSPORT MANAGEMENT INITIATIVE**

#### **14.1 USE OF LPG AS BASE FUEL IN MOTOR VEHICLES**

By amending Section 52 of MV Act 1988, provision has been made for use of LPG in vehicles. The use of LPG in Auto rickshaws and Light motor vehicles is being popularized. Department has already approved 42 LPG Kit models and given permissions for 76 retro fitment centres in Bangalore City and 210 retrofitment centers in Karnataka state. Encouragement is given for those who apply to open retro fitment centres. These centres fit approved LPG Cylinders to Auto rickshaws and Light Motor vehicles (Motor cars).

#### **14.2 INTRODUCTION OF NEW TECHNOLOGY FOR ISSUANCE OF FITNESS CERTIFICATES FOR TRANSPORT VEHICLES.**

It is proposed to establish inspection pit/ramp in all RTO / ARTO stage by stage offices to examine vehicles in a scientific way for fitness of vehicles.

### **15. VEHICULAR AIR POLLUTION AND NOISE POLLUTION MANAGEMENT INITIATIVE**



### 15.1 EDUCATION

Awareness programs is being conducted for the public about the ill effects of air and noise pollution and control measures and also to check their vehicles for air pollution once in every six month / year and carry the Emission Under Control Certificate while using the vehicle on road.

### 15.2 NOVEMBER MONTH IS OBSERVED AS POLLUTION AWARENESS AND CONTROL MONTH

Due to urbanization and industrialization the demand for Transport has also increased considerably. The exponential rise in petrol and diesel vehicles in turn has led to the deterioration of the air quality. Presently, some of the Indian cities recognised as most polluted cities in the world due to which there is an urgent need to bring awareness among general public regarding vehicular pollution.

Every year, Transport Department observes November month as Air Pollution awareness month. In this regard various programmes are carried out during the November month, to enlighten the public on the ill effects of vehicular pollution.

### 15.3 SPECIAL TRAINING FOR THE STAFF WORKING AT EMISSION TESTING CENTRES

Directions have been given to manufacturers and distributors of gas analyzer and smoke meters to give training for the staff at Emission Testing Centres. According to rule 231(b) of Karnataka Motor Vehicles Rules, 1989, all the Emission Testing Centres are being inspected regularly for their proper functioning. If defects are found at the time of inspection, notices will be issued to them to rectify the defects. If more defects are found and bad functioning is noticed, action is being taken to suspend or cancel the licences of those centers. As on 31-03-2022, there are 542 centres in Bengaluru and 1,342 centres in other places. In all 1,884 Emission Testing Centres are working in the State. All the Emission testing centres are computerized for proper functioning and to check vehicles in a more scientific and transparent way.

### 15.4 FACILITIES TO BE MAINTAINED AT EMISSION TESTING CENTRES

As per rule 231 (b) of Karnataka Motor Vehicles Rules 1989, licences are being issued to open new Emission Testing Centres only after detailed inspection of the centres and fulfilling of prescribed norms. The Emission Testing Centres should keep the approved gas analyzers and smoke meters and these equipments have to be maintained properly by calibrating them from time to time. All the centres are being issued detailed and strict instructions for proper functioning. Periodical inspections are also conducted to ensure proper functioning of these Centres.

### 15.5 IMPLEMENTATION OF NETWORKING OF COMPUTERIZED POLLUTION TESTING CENTRES IN KARNATAKA

Emission testing centres checks the levels of exhaust that emitted from motor vehicle to guide vehicle owners for rectification. The Transport Department Government of Karnataka has provided online networking facility to all the emission testing centers in Karnataka. This is achieved in Karnataka by means of software that provides test details of motor vehicles and it uploads online test data to a centrally located server. The Motor Vehicle Inspectors also cross check the test data of vehicle through website <http://etc.karnataka.gov.in>. This project will cover approximately 2.85 crores vehicles. The existing Emission Testing Centres have been converted to the

new system. This is a secured way to monitor the Emission data across state and it helps to take the necessary step to reduce pollution. The said system has been inaugurated in Bangalore City on 22-11-2010. From December 2016, the system of online networking of emission testing centres in the State is being maintained by the Transport Department.

#### **15.6 USE OF AIR POLLUTION MEASURING EQUIPMENTS**

Action is being taken by KSPCB and Forest-Environment and Ecology department to set up air pollution measuring equipments and to display the level of air pollution at important traffic junctions and other such places to make people aware about the polluting air and the details shall be published in all daily newspapers. Action in this regard is under progress. Regular Vehicle checks are organized through special squads. For monitoring the air quality in the Bengaluru city in association with KSPCB installation of CAAQMS station at RTO, Bengaluru (East) is under progress.

#### **15.7 PROGRAMMES / ACTIVITIES CONDUCTED FOR CONTROLLING OF VEHICULAR AIR POLLUTION.**

- 1) The action taken by the Ministry of Road Transport and Highways, New Delhi in making compulsory registration of Bharat Stage-VI is a major step in reforming the air quality level of the atmosphere.
- 2) The State of Karnataka is encouraging the registration of electric vehicles. In this regard, an MoU has been entered with BESCOM at a cost of Rs.4 crores so as to make convenient to the owners of electric vehicles by establishing 100 AC and 26 DC charging stations by the BESCOM in the following places of Bruhat Bengaluru Mahanagara Palike limits. These charging stations can be viewed through mobile app and the charging unit fee can be paid. Further, it is proposed to establish such charging units on Highways of the State.

**16. Electric vehicles charging stations in Bangalore city as on 31.03.2022**

Sl. No	Circle	Division	Pertaining to Sub Division	Name of the Office	AC Charger	DC Charger	Total Chargers
1	BRC	Hosakote	Devanahalli SDO	BESCOM - Devanahalli SDO	1	-	1
2	BRC	Hosakote	Hosakote Sub Division	BESCOM - Hosakote SDO	1	-	1
3	BRC	Nelamangala	Nelamangala	RTO Nelamangala	1	-	1
4	East	Shivajinagar	E1 Sub Division	BESCOM -Tannery Road	1	-	1
5	East	Indiranagar	E10 Benniganahally	BBMP Vignananagara Office	2	-	2
6	East	Indiranagar	E10 Benniganahally	RTO KasthuriNagar office	2	-	2
7	East	Whitefield	E12- Mahadevapura	BESCOM - Mahadevapura SDO	1	2	3
8	East	Whitefield	E12 Sub Division	BBMP Mahadevapura Office	1	-	1
9	East	Whitefield	E12 Sub Division	BBMP Whitefield Office	1	-	1
10	East	Whitefield	E12 Sub Division	TTMC Whitefield	2	-	2
11	East	Shivajinagar	E2 Shivajinagar	KSFC	2	-	2
12	East	Shivajinagar	E2 Shivajinagar	TTMC Shivajinagar	1	-	1
13	East	Shivajinagar	E5 CookesTown	BDA HBR layout complex	1	-	1
14	East	Shivajinagar	E5 Sub Division	BESCOM -Lingarajapuram O&M	1	-	1
15	East	Indiranagar	E6 - Indiranagar	BESCOM - E6 Indiranagar SDO	1	2	3
16	East	Indiranagar	E6 Indiranagar	BDA Domlur Complex	1	-	1
17	East	Indiranagar	E6 Indiranagar	TTMC Domlur	2	-	2
18	East	Whitefield	E7 K R Puram	BBMP KRPuram Office	1	-	1
19	East	Whitefield	E7 K R Puram	RTO K R Puram Office	2	-	2
20	East	Shivajinagar	E8 - Banasawadi	BESCOM - E8 Banasawadi SDO	1	2	3
21	East	Shivajinagar	E8 Banasawadi	BBMP Horamavu Office	2	-	2
22	East	Shivajinagar	E9 - Nagawara	BESCOM - Nagawara Sub Division	1	-	1
23	East	Vidhana-soudha	W4 - Anand Rao Circle	BESCOM -Corporate Office	1	4	5
24	East	Vidhana-soudha	W4 Anandrao Circle	KPTCL W4 Subdivision	2	-	2
25	North	Jalahalli	C3 - Jalahalli	BESCOM - Jalahalli SDO	1	-	1
26	North	Malleshwaram	C6 Matthikere	TTMC Yeshawanthapura	3	-	3
27	North	Malleshwaram	C6-Mattikere	BESCOM - C6 Mathikere SDO	1	2	3
28	North	Hebbala	C7 Yelahanka	RTO Yelahanka	2	-	2
29	North	Hebbala	C7-Yelahanka	BESCOM - C7 SDO	1	2	3
30	North	Hebbala	C8 Sahakaranagar	BBMP Sahakara nagara Office	2	-	2
31	North	Jalahalli	C9 - Vidyaranyapura	BESCOM -Vidyaranyapura SDO	1	-	1
32	North	Peenya	N4 - Peenya	BESCOM - N4 Peenya SDO	1	2	3
33	North	Peenya	N4 - Peenya	BESCOM - Hegganahalli O&M	1	-	1
34	North	Peenya	N4 Peenya	KSRTC Peenya	2	-	2
35	North	Peenya	N5 - SRS Gate	BESCOM - Peenya SRS O&M	1	-	1

36	North	Peenya	N5 - SRS Gate	BESCOM - Shettihalli (Peenya) O&M	1	-	1
37	North	Jalahalli	N9 - Soladevanahalli	BESCOM - Bagalagunte O&M	1	-	1
38	Rama-nagara	Chandapura	Chandapura Sub Division	BESCOM - Chandapura Sub Division	2	-	2
39	Rama-nagara	Chandapura	Jigani SDO	KIADB Jigani I.A	2	-	2
40	South	HSRL/O	S10 Bannerghatta	BBMP Gottigere office	1	-	1
41	South	HSRL/O	S10 Bannerghatta	RTO Electronic City	2	-	2
42	South	HSRL/O	S11 HSR	BBMP Doddakanneli Office	2	-	2
43	South	HSRL/O	S19 Vijayabank L/o	BBMP Vijaya Bank L/O (Bilekahalli)	1	-	1
44	South	HSRL/O	S20 - Agara	BESCOM - HSR Division Office SDO	2	2	4
45	South	Jayanagar	S1 Jayanagar	BBMP Jayanagar office	1	-	1
46	South	Jayanagar	S14 - JP Nagar	BESCOM - BTM L/o O&M	1	2	3
47	South	Jayanagar	S14 JP Nagar	BBMP Ward 177 Office (Near BoB)	1	-	1
48	South	Jayanagar	S15 - Katriguppe	BESCOM - Katriguppe SDO	1	2	3
49	South	Jayanagar	S18 - Chikkalasandra	BESCOM - Chikkalasandra O&M	1	-	1
50	South	Jayanagar	S2 WilsonGarden	BBMP Corporation office,	3	-	3
51	South	Jayanagar	S2 WilsonGarden	TTMC Shantinagar	2	-	2
52	South	Jayanagar	S5- ISRO Layout	BESCOM - ISRO Layout O&M	1	-	1
53	South	Jayanagar	S6 - JP Nagar	BESCOM - JP Nagar O&M-1	1	-	1
54	South	Koramangala	S3 - AustinTown	BESCOM - Murugeshpalya S17 SDO	1	2	3
55	South	Koramangala	S9 Banashankari	BDA Banashankari	1	-	1
56	West	Kengeri	K1 Kengeri	TTMC Kengeri	2	-	2
57	West	Kengeri	K1 - Kengeri	BESCOM - Kumbalagodu O&M	1	-	1
58	West	Kengeri	K3 - Kaggalipura	BESCOM - Kaggalipura SDO	2	-	2
59	West	Kengeri	K4 - RR Layout	BESCOM -RR Layout O&M	1	-	1
60	West	Kengeri	K4 - RR layout	RTO Jnanabharti	2	-	2
61	West	Rajajinagar	N2 KHB Colony	TTMC Vijayanagar	3	-	3
62	West	Rajajinagar	N8 - Nagarabavi	BESCOM - Papareddy Palya O&M	1	-	1
63	West	Rajajinagar	N8 - Nagarabavi	BESCOM -Mallathalli O&M	1	-	1
64	West	Rajajinagar	N8 - Nagarabhavi	BDA Nagarabhavi	2	-	2
65	West	RRNagar	W1 Sub Division	BESCOM - Avalahalli SDO	1	-	1
66	West	RRNagar	W2 - Chamarajapete	BESCOM - Shankarapuram O&M	1	-	1
67	West	RRNagar	W6 - Byatarayanapura	BESCOM - Byatarayanapura SDO	2	2	4
68	West	RRNagar	W6 Byatarayanapura	KSRTC Mysore Road Satellite	2	-	2
69	West	RRNagar	W7 -RRNagara	W7 - SDO (Kengeri TTMC) SDO	1	-	1
70	West	RRNagar	W8 NR COLONY	BBMP Thyagarajanagara Office	2	-	2
<b>Total</b>					<b>100</b>	<b>26</b>	<b>126</b>

## 17. DEVELOPMENT AND ENCOURAGEMENT OF ECO FRIENDLY ALTERNATIVE FUELS IN VEHICLES

With a view to reduce vehicular air pollution, vehicle manufacturers are introducing new vehicles in the market with eco friendly alternative fuels like electricity, BATTERY OPERATED, LPG, CNG etc. which are less or zero in emission of pollutants. To encourage and popularize the use of these vehicles, Department is assisting to get loans to battery operated vehicles through financial institutions.

The Government has proposed to promote ethanol mixed petrol as fuel to control air pollution in the State by selling the same through petrol bunks for which the oil companies and sugar manufacturing companies have to jointly work out the scheme. Further, M/s GAIL Gas Ltd. has established CNG re-filling stations in Bangalore City. In order to control vehicular pollution and also to encourage the usage of CNG fuel, the Transport Department has granted permission to four CNG retrofitment centres in Bangalore City. During the year 2020-21, permission has been accorded for establishment of 02 CNG retrofitment centres in Bangalore City, so far totally 8 centres are functioning. Further, permission will be sanctioned for establishment of CNG retrofitment centres in other parts of the State also.

### 17.1 AWARENESS PROGRAMMES FOR VEHICLE USERS AND CONTROL OF AIR POLLUTION.

It is also proposed and action being taken to hold awareness programmes to promote the use of battery / solar energy operated vehicles and granting license for opening of Emission Testing Centres at fuel dispensing stations.

### 17.2 UTILIZATION OF GREEN TAX

The amount collected under Green Tax is being used for programmes chalked out for control of air pollution by vehicles under the proper guidance of the Government. Rs.3.00 crores has been transferred to BESCOM department during the Financial Year 2021-22 to establish 26 AC and DC Electric charging station at major district head quarters both at RTO office and DC office premises. Air Pollution control awareness programs like organising street plays, Geetha gayana and Short movies was conducted at public places / School's & Colleges in 31 districts of Karnataka of Rs.6.00 crores from selected Bidders / Service Providers.

## 18. EFFECTIVE ENFORCEMENT ACTIVITIES FOR CONTROL OF AIR AND NOISE POLLUTION

### 18.1 AIR-POLLUTION

During the year 2021-22 checking was conducted on polluting vehicles and 10,73,018 vehicles were checked, cases were booked against 42,563 vehicles and Rs.5.39 crores is collected as fine.

### 18.2 NOISE-POLLUTION

During the year 2021-22 checking was conducted against noise polluting vehicles and 10,23,268 vehicles were checked, cases were booked against 17,433 vehicles and Rs.4.00 crores is collected as fine.

### **18.3 INSTALLATION OF SOLAR POWER PLAN AT 15 BORDER CHECK POSTS OF TRANSPORT DEPARTMENT.**

The Transport Department is having 15 border check posts, These Check posts have been provided with diesel generator on PPP basis. To protect Environment and to save Non-renewable fossil fuel it is proposed to install solar power plants with suitable capacity at all border Check posts.

## **19. ROAD SAFETY MANAGEMENT INITIATIVE.**

### **19.1 NEW TECHNOLOGY FOR ISSUE AND RENEWAL OF FITNESS CERTIFICATES**

Inspection pits/ramps have been set up at the offices of Mangalore, Belagavi, Hassan, Chitradurga, Hospet, Raichur and Puttur to inspect the vehicles in a scientific manner for issue and renewal of fitness certificates. Action is under progress to set up this system in all the remaining offices of the state.

### **19.2 ACTION AGAINST DRUNKEN DRIVING**

Nowadays, drunken drivers are more in numbers and are involved in more number of accidents during night hours. Strict action is being taken against those drunken drivers by carrying out effective enforcement activities. It is also proposed to provide measuring equipments for the checking staff. Accident spots / zones are identified and action is being taken for road safety measures in those areas like laying road humps, display of sign boards, etc. Further, Tele-serials developed by the department are telecast through radio and TV Channels, publishing or write ups news papers and magazines, display of hoarding's, banners at major public places of city/towns and distribution of information pamphlets, brochures etc., are being carried out.

During the year 2021-22, the Transport Department has received 7,123 Driving Licences from the police Department for taking the action against the Driving Licence holders for having committed the offence of Drunk and Driving and other Traffic rules in Karnataka State. The Department has suspended totally 7,596 Driving Licences out of which, 1,416 Driving Licenses for Drunken Driving and 6,180 Licences were suspended for other offences. Notices have been issued in remaining 1,587 cases.

### **19.3 TRAINING FOR STAFF ON ROAD SAFETY**

Effective training has been imparted to the officers and staff working for road safety initiatives. Road Safety Centres have been opened at all the offices of the state, where classes are being conducted for public going to offices. They are also educated about prevention of road accidents, its effects and safety measures in a scientific way.

### **19.4 ROAD SAFETY PROGRAMMES**

As per the directions issued to all the States of the Country by the Ministry of Road Transport and Highways, the 32nd Road Safety Month has been observed from 18-01-2021 to 12-02-2021. In the State of Karnataka, the road Safety Month has been observed jointly by the Departments of Transport and police in which road users, students, drivers/owners and public were guided about road safety so as to create awareness among them. Road safety Month was observed at all the Regional/ Asst.Regional Transport Offices of the State with the co-operation of local non-governmental organizations by distributing the posters, CDs, calendars issued by the Central Government to the owners, drivers and the public who visits the offices.

## 19.5 CONTROL OF CARRYING OVERLOAD IN GOODS VEHICLES AND PUBLIC SERVICE VEHICLES.

The carrying of overload in goods vehicles by violating the permit conditions is the main reason for the vehicular air pollution and road accidents. In order to check this menace, the Transport Department has taken stringent and planned action by suitably instructing all the executive staff of check posts situated at the borders of the State.

During the year 2021-22 (1-4-2021 to 31-3-2022), as many as 7,19,020 goods vehicles have been checked 6,899 cases have been booked and 1,434 vehicles seized and Rs.11.94 crore has been collected as fine for overload offences. As per Supreme Court directions fine is being enforced under Sec. 200 and excess load is being un-loaded from the vehicles in respect of 5,371 cases.

## 19.6 MOTOR VEHICLE DRIVER TRAINING SCHOOLS

The details of the motor vehicle driver Training Schools functioning in the State are as follows.

SI No.	Name of the Division	Total No. of driving Schools
1	Bangalore Urban.	548
2	Bangalore Rural	211
3	Mysuru	214
4	Shivamogga	334
5	Belagavi	279
6	Kalaburgi	183
	<b>Total</b>	<b>1769</b>

## 20. INFRASTRUCTURE DEVELOPMENT OF THE TRANSPORT DEPARTMENT

### 20.1 CONSTRUCTION OF OWN BUILDINGS FOR OFFICES.

The Department is having 85 Offices consisting office of Transport Commissioner, Joint Commissioners for Transport, Deputy Commissioners for Transport & Sr. Regional Transport Officers/ Regional Transport Officers / Asst. Regional Transport Officers and check posts. 43 offices are functioning in own buildings, 17 offices functioning in Government buildings, 17 offices are operating in rented Buildings, and 8 check posts are functioning in temporary structures/sheds. The Government of Karnataka has granted Rs.15.00 crores in the year 2021-22 for construction of buildings. From this Rs.12.00 crores are released for following construction work.

### 20.2 CONSTRUCTION OF OFFICE BUILDINGS

**Building construction work is under progress for the following offices.**

SI.No.	Name of the office
1	DCT & Sr.RTO, Kalaburagi
2	RTO, Bidar
3	RTO, Sirasi
4	ARTO, Dandeli
5	ARTO, Bhalki
6	ARTO, Chintamani



---

**THE OFFICE BUILDING AT THE FINAL STAGE OF COMPLETION ARE AS FOLLOWS**

Sl.No.	Name of the office
1	DCT & Sr.RTO, Bangalore (South)
2	RTO, Dharwad (East)
3	RTO, Koppal
4	RTO, Vijayapura
5	ARTO, Basavakalyan

Construction of building for RTO Bangalore (Central) and Hospet is completed. During the year 2021-22 has inaugurated.

**20.3. CONSTRUCTION OF AUTOMATED/COMPUTERIZED DRIVING TESTING TRACK.**

Importance of proper and scientific testing of the Driving skills as prescribed under the Act and Rules has become more important in the present scenario where road accidents are on increase every day. Therefore, the Department has decided to have at least one scientifically designed driving track for each office to conduct quality driving tests. These driving tracks provide all requirements for testing the driving skills of the candidates. In this direction the department has formulated Automated driving test track at RTO offices Jnanabharathi, Electronic City, Mysore, Kalaburagi, Dharwad and shivamogga, these tracks are working successfully. Hassan track work is completed yet to inaugurate. In Mangalore, Belagavi and Raichur civil works are completed. Tender is floated for installation and maintenance of sensors.

Automated Driving Testing tracks are constructed by road safety authority at Bagalkot, Haveri, Chikkodi, Jamakhandi and Athani.

During the year 2022-23 as announced in Budget action is taken to start works of automated driving testing tracks.

Sl.No	Name of the Office
1	RTO, Kolar
2	RTO, Hopet
3	RTO, Gadag
4	RTO, Bellary
5	RTO, Vijayapur
6	RTO, Bidar
7	RTO, Yadgir
8	RTO, Davanagere
9	ARTO, Devanahalli

The BMTC has constructed driving test track at Peenya in 1.4 acre land and the same is being used by the Transport Department.

**20.4 BASIC FACILITIES AND OWN BUILDINGS FOR CHECK POSTS**

Out of 15 check posts, Attibele and Zalaki check posts are working in Government building belongs to Commercial Tax Department. Kognalli, Aland and Rayalpad check post have own building. Remaining 8 Check posts are working in temporary sheds.



## 20.5 INSPECTION AND CERTIFICATION CENTRE

1. A fully functional Inspection and Certification Centre in Nelamangala established with the help of Ministry of Road Transport and Highway (MORTH) and ARAI, Pune. The centre is working successfully.
2. Inspection and Certification Centres at Mysore and Dharwad are operating successfully.
3. To establish Vehicle Fitness Testing Centre At Chokkanahalli near Rajanukunte, Bangalore government has approved revised estimate cost of Rs.849 lakhs. The project is implemented by BMTC. Civil work has been completed, installation of machineries is under progress.

## 20.6 ESTABLISHMENT OF HEAVY VEHICLE DRIVER TRAINING INSTITUTE

To produce quality drivers, Government has accorded approval for establishment of Heavy Vehicle Driver Training Institutes at Yelahanka (Bangalore) and Dharwad at a cost of Rs.31.00 crores for training of Heavy Vehicle drivers. Work has been completed. A society has been formulated to run the said institution.

Along with, construction work have been completed to establish Heavy Vehicle Driver Training Institutes at Kalaburagi and Mangaluru. Action has been taken to operate these institutes in co-ordination with NEKRTC and KSRTC.

## 21. Information furnished under Right to Information Act., 2005.

Right to Information Act 2005 (Central Act 22) has been implemented as per the Govt. order No.SARIE 197 DPAR dated 18-7-2005. The Transport Department has appointed Public Information Officers and Asst. Public Information Officers as required under Sect.5(1), 5(2) and 19(1) of the said Act. Accordingly, the concerned officers are disposing off the applications received from the public.

**22. Sakala has been implemented in all the Regional Transport offices of the Transport Department in Karnataka and the following services are covered.**

Sl. No.	Services covered under Karnataka Sakala Services Act 2011
1.	Learner's Licence
2.	Duplicate copy of Learner's Licence
3.	Change of Address in Learner's Licence
4.	Driving Licence
5.	Renewal of Driving Licence
6.	Duplicate Driving Licence
7.	Conductor's Licence and Badge Distribution
8.	Duplicate copy of Conductor's Licence and Badge
9.	Change of Address in Conductor's Licence
10.	Renewal of Conductor's Licence
11.	Licence for Opening of New Driving Schools
12.	Renewal of Driving School Licence
13.	International Driving Permit
14.	Certificate of Registration
15.	Duplicate copy of Certificate of Registration
16.	Temporary Registration Certificate
17.	Transfer for vehicle Ownership
18.	Transfer of ownership after the death of vehicle owner
19.	Change Ownership of the vehicle purchasing in public auction (Karnataka state)
20.	Hypothecation or Hire-Purchase Entry / Lease Agreement
21.	Distributing Clearance / Releasing Certificate
22.	B-Register Extract
23.	Renewal of Registration Certificate (NT)
24.	Renewal of Fitness Certificate (TR)

STATISTICS  
DETAILS OF REGISTRATION OF VEHICLES

24. VEHICLE STATISTICS

VEHICLE REGISTRATION DETAILS

Section 39 of the Motor Vehicles Act, 1988 makes it mandatory that every motor vehicle shall be registered before it is put for use on any public road. The Regional Transport Officers and Assistant Regional Transport Officers are the registering Authorities for their regions under Chapter IV of the Motor Vehicles Act. Total Number of Motor Vehicles registered and kept for use in the State as at the end of 31-03-2022 is 28424452.

### 25. The details of Vehicle registration in Karnataka as on 31.03.2022

Categories of different vehicles along with percentage of increase over the previous year is as below

Sl. No.	CATEGORY OF VEHICLES	Newly Registered During			Total Registered as on			% of Increase
		2019-2020	2020-2021	2021-2022	31.03.2020	31.03.2021	31.03.2022	
	<b>NON TRANSPORT VEHICLE</b>							
1	Two Wheelers	1160971	852679	800294	18510282	19362961	20163255	4.13
2	Cars	180429	181156	199698	3756733	3937889	4137587	5.07
3	Omni Buses	571	408	259	16112	16520	16779	1.57
4	Tractors	35839	44178	47821	586969	631147	678968	7.58
5	Trailers	12550	14918	15732	321415	336333	352065	4.68
6	Construction Moving Equipment	2376	3073	2625	4816	7889	10514	33.27
7	Private Service Vehicle	621	97	86	1480	1577	1663	5.45
8	Other Vehicles	7502	5358	6138	92201	97559	103697	6.29
	<b>TOTAL NON TRANSPORT VEHICLES(A)</b>	<b>1400859</b>	<b>1101867</b>	<b>1072653</b>	<b>23290008</b>	<b>24391875</b>	<b>25464528</b>	<b>4.40</b>
9	<b>TRANSPORT VEHICLE</b>							
a.	Multi Axled/Articulated Vehicle	454	200	391	19456	19656	20047	1.99
b.	Trucks and Lorries	16126	6426	13393	485207	491633	505026	2.72
	<b>TOTAL</b>	<b>16580</b>	<b>6626</b>	<b>13784</b>	<b>504663</b>	<b>511289</b>	<b>525073</b>	<b>2.70</b>
10	<b>LIGHT GOODS VEHICLES</b>							
a.	Four Wheeler	40479	24040	31814	543378	567418	599232	5.61
b.	Three Wheeler	9658	5237	6529	197881	203118	209647	3.21
	<b>TOTAL</b>	<b>50137</b>	<b>29277</b>	<b>38343</b>	<b>741259</b>	<b>770536</b>	<b>808879</b>	<b>4.98</b>
11	Buses	8453	758	1539	263099	263857	265396	0.58
	<b>TOTAL</b>	<b>8453</b>	<b>758</b>	<b>1539</b>	<b>263099</b>	<b>263857</b>	<b>265396</b>	<b>0.58</b>
12	<b>TAXIES</b>							
a.	Motor Cabs	20572	4358	4485	334484	338842	343327	1.32
b.	Maxi Cabs	3852	374	352	114989	115363	115715	0.31
c.	Others	278	0	0	305	305	305	0.00
	<b>TOTAL</b>	<b>24702</b>	<b>4732</b>	<b>4837</b>	<b>449778</b>	<b>454510</b>	<b>459347</b>	<b>1.06</b>
13	<b>LMV PASSENGER</b>							
a.	Three Seater(A/R)	41632	8793	11791	723957	732750	744541	1.61
14	Other Vehicles	33264	4450	7388	144850	149300	156688	4.95
	<b>TOTAL</b>	<b>74896</b>	<b>13243</b>	<b>19179</b>	<b>868807</b>	<b>882050</b>	<b>901229</b>	<b>2.17</b>
	<b>TOTAL TRANSPORT(B)</b>	<b>174768</b>	<b>54636</b>	<b>77682</b>	<b>2827606</b>	<b>2882242</b>	<b>2959924</b>	<b>2.70</b>
	<b>TOTAL (A)+(B)</b>	<b>1575627</b>	<b>1156503</b>	<b>1150335</b>	<b>26117614</b>	<b>27274117</b>	<b>28424452</b>	<b>4.22</b>

## 25.1 Number of Registered Vehicles in Bengaluru Metropolitan city as on 31.03.2022

Sl. No.	CATEGORY OF VEHICLES	Newly Registered During			Total Registered as on			% of Increase
		2019-2020	2020-2021	2021-2022	31.03.2020	31.03.2021	31.03.2022	
	<b>NON TRANSPORT VEHICLE</b>							
1	Two Wheelers	414635	255624	257983	6418232	6673856	6931839	3.87
2	Cars	101860	95875	111774	1989509	2085384	2197158	5.36
3	Omni Buses	32	11	8	4969	4980	4988	0.16
4	Tractors	1963	1753	858	34077	35830	36688	2.39
5	Trailers	1039	889	383	13026	13915	14298	2.75
6	Construction Moving Equipment	715	587	572	1580	2167	2739	26.40
7	Private Service Vehicle	254	9	17	423	432	449	3.94
8	Other Vehicles	2366	1743	2983	34834	36577	39560	8.16
	<b>TOTAL NON TRANSPORT VEHICLES(A)</b>	<b>522864</b>	<b>356491</b>	<b>374578</b>	<b>8496650</b>	<b>8853141</b>	<b>9227719</b>	<b>4.23</b>
9	<b>TRANSPORT VEHICLE</b>							
a.	Multi Axled/Articulated Vehicle	295	58	199	15102	15160	15359	1.31
b.	Trucks and Lorries	6063	2575	4736	171083	173658	178394	2.73
	<b>TOTAL</b>	<b>6358</b>	<b>2633</b>	<b>4935</b>	<b>186185</b>	<b>188818</b>	<b>193753</b>	<b>2.61</b>
10	<b>LIGHT GOODS VEHICLES</b>							
a.	Four Wheeler	11277	5825	7684	166800	172625	180309	4.45
b.	Three Wheeler	3620	1976	2745	60622	62598	65343	4.39
	<b>TOTAL</b>	<b>14897</b>	<b>7801</b>	<b>10429</b>	<b>227422</b>	<b>235223</b>	<b>245652</b>	<b>4.43</b>
11	Buses	4034	386	1022	116877	117263	118285	0.87
	<b>TOTAL</b>	<b>4034</b>	<b>386</b>	<b>1022</b>	<b>116877</b>	<b>117263</b>	<b>118285</b>	<b>0.87</b>
12	<b>TAXIES</b>							
a.	Motor Cabs	12055	1099	1637	196416	197515	199152	0.83
b.	Maxi Cabs	2656	107	119	54783	54890	55009	0.22
c.	Others	112	0	0	130	130	130	0.00
	<b>TOTAL</b>	<b>14823</b>	<b>1206</b>	<b>1756</b>	<b>251329</b>	<b>252535</b>	<b>254291</b>	<b>0.70</b>
13	<b>LMV PASSENGER</b>							
a.	Three Seater(A/R)	17273	1259	1478	289391	290650	292128	0.51
14	Other Vehicles	30697	2450	4503	70508	72958	77461	6.17
	<b>TOTAL</b>	<b>47970</b>	<b>3709</b>	<b>5981</b>	<b>359899</b>	<b>363608</b>	<b>369589</b>	<b>1.64</b>
	<b>TOTAL TRANSPORT(B)</b>	<b>88082</b>	<b>15735</b>	<b>24123</b>	<b>1141712</b>	<b>1157447</b>	<b>1181570</b>	<b>2.08</b>
	<b>TOTAL (A)+(B)</b>	<b>610946</b>	<b>372226</b>	<b>398701</b>	<b>9638362</b>	<b>10010588</b>	<b>10409289</b>	<b>3.98</b>

## 25.2 STATEMENT SHOWING MOTOR VEHICLES REGISTERED AS ON 31-03-2022 IN KARNATAKA STATE

Sl. No.	CATEGORY OF VEHICLES	TOTAL VEHICLES AS ON 31-03-2021	NEWLY REGISTERED IN THE YEAR 2021-2022	TOTAL VEHICLES AS ON 31-03-2022
	<b>NON TRANSPORT VEHICLE</b>			
1	Two Wheelers	19362961	800294	20163255
2	Cars	3937889	199698	4137587
3	Omni Buses	16520	259	16779
4	Tractors	631147	47821	678968
5	Trailers	336333	15732	352065
6	Construction Moving Equipment	7889	2625	10514
7	Private Service Vehicle	1577	86	1663
8	Other Vehicles	97559	6138	103697
	<b>TOTAL NON TRANSPORT VEHICLES(A)</b>	<b>24391875</b>	<b>1072653</b>	<b>25464528</b>
9	<b>TRANSPORT VEHICLE</b>			
a.	Multi Axled/Articulated Vehicle	19656	391	20047
b.	Trucks and Lorries	491633	13393	505026
	<b>TOTAL</b>	<b>511289</b>	<b>13784</b>	<b>525073</b>
10	<b>LIGHT GOODS VEHICLES</b>			
a.	Four Wheeler	567418	31814	599232
b.	Three Wheeler	203118	6529	209647
	<b>TOTAL</b>	<b>770536</b>	<b>38343</b>	<b>808879</b>
11	Buses	263857	1539	265396
	<b>TOTAL</b>	<b>263857</b>	<b>1539</b>	<b>265396</b>
12	<b>TAXIES</b>			
a.	Motor Cabs	338842	4485	343327
b.	Maxi Cabs	115363	352	115715
c.	Others	305	0	305
	<b>TOTAL</b>	<b>454510</b>	<b>4837</b>	<b>459347</b>
13	<b>LMV PASSENGER</b>			
a.	Three Seater(A/R)	732750	11791	744541
14	Other Vehicles	149300	7388	156688
	<b>TOTAL</b>	<b>882050</b>	<b>19179</b>	<b>901229</b>
	<b>TOTAL TRANSPORT(B)</b>	<b>2882242</b>	<b>77682</b>	<b>2959924</b>
	<b>TOTAL (A)+(B)</b>	<b>27274117</b>	<b>1150335</b>	<b>28424452</b>

## 25.3 STATEMENT SHOWING MOTOR VEHICLES REGISTERED AS ON 31-03-2022 IN BANGALORE METROPOLITAN CITY

Sl. No.	CATEGORY OF VEHICLES	TOTAL VEHICLES AS ON 31-03-2021	NEWLY REGISTERED IN THE YEAR 2021-2022	TOTAL VEHICLES AS ON 31-03-2022
	<b>NON TRANSPORT VEHICLE</b>			
1	Two Wheelers	6673856	257983	6931839
2	Cars	2085384	111774	2197158
3	Omni Buses	4980	8	4988
4	Tractors	35830	858	36688
5	Trailers	13915	383	14298
6	Construction Moving Equipment	2167	572	2739
7	Private Service Vehicle	432	17	449
8	Other Vehicles	36577	2983	39560
	<b>TOTAL NON TRANSPORT VEHICLES(A)</b>	<b>8853141</b>	<b>374578</b>	<b>9227719</b>
9	<b>TRANSPORT VEHICLE</b>			
a.	Multi Axled/Articulated Vehicle	15160	199	15359
b.	Trucks and Lorries	173658	4736	178394
	<b>TOTAL</b>	<b>188818</b>	<b>4935</b>	<b>193753</b>
10	<b>LIGHT GOODS VEHICLES</b>			
a.	Four Wheeler	172625	7684	180309
b.	Three Wheeler	62598	2745	65343
	<b>TOTAL</b>	<b>235223</b>	<b>10429</b>	<b>245652</b>
11	Buses	117263	1022	118285
	<b>TOTAL</b>	<b>117263</b>	<b>1022</b>	<b>118285</b>
12	<b>TAXIES</b>			
a.	Motor Cabs	197515	1637	199152
b.	Maxi Cabs	54890	119	55009
c.	Others	130	0	130
	<b>TOTAL</b>	<b>252535</b>	<b>1756</b>	<b>254291</b>
13	<b>LMV PASSENGER</b>			
a.	Three Seater(A/R)	290650	1478	292128
14	Other Vehicles	72958	4503	77461
	<b>TOTAL</b>	<b>363608</b>	<b>5981</b>	<b>369589</b>
	<b>TOTAL TRANSPORT(B)</b>	<b>1157447</b>	<b>24123</b>	<b>1181570</b>
	<b>TOTAL (A)+(B)</b>	<b>10010588</b>	<b>398701</b>	<b>10409289</b>



## 25.4 TOTAL REGISTERED VEHICLES IN BANGALORE METROPOLITAN CITY AS ON 31-03-2022

Sl. No.	CATEGORY OF VEHICLES	BNG CENTRAL	BNG WEST	BNG EAST	BNG NORTH	BNG SOUTH	KR PURAM	JNANA BHARATI	ELEC-CITY	YALA-HANKA	DEVANA-HALLI	RTO A/R	CHANDA-PURA	TOTAL
	<b>NON TRANSPORT VEHICLE</b>													
1	Two Wheelers	711865	886174	973728	877526	1101092	493663	364539	651406	265657	123701	0	224505	6673856
2	Cars	246523	225090	382399	295924	344437	144870	92155	205893	72009	23051	29	53004	2085384
3	Omni Buses	368	476	487	660	532	330	230	122	155	171	0	1449	4980
4	Tractors	318	1661	3384	2594	4604	3348	1211	9055	1652	4255	0	3748	35830
5	Trailers	22	91	114	99	327	2269	821	4697	1082	2699	0	1694	13915
6	Construction Moving Equipment	272	103	36	32	30	184	165	675	97	150	0	423	2167
7	Private Service Vehicle	42	172	18	68	25	53	19	16	10	4	0	5	432
8	Other Vehicles	10947	3920	1557	1977	3504	1124	1418	8453	1147	977	0	1553	36577
	<b>TOTAL NON TRANSPORT VEHICLES(A)</b>	<b>970357</b>	<b>1117687</b>	<b>1361723</b>	<b>1178880</b>	<b>1454551</b>	<b>645841</b>	<b>460558</b>	<b>880317</b>	<b>341809</b>	<b>155008</b>	<b>29</b>	<b>286381</b>	<b>8853141</b>
9	<b>TRANSPORT VEHICLE</b>													
a.	Multi Axled/Articulated Vehicle	10953	304	729	259	663	601	107	1012	16	59	0	457	15160
b.	Trucks and Lorries	57276	16902	10119	12416	22912	10558	6915	17478	6166	4129	0	8787	173658
	<b>TOTAL</b>	<b>68229</b>	<b>17206</b>	<b>10848</b>	<b>12675</b>	<b>23575</b>	<b>11159</b>	<b>7022</b>	<b>18490</b>	<b>6182</b>	<b>4188</b>	<b>0</b>	<b>9244</b>	<b>188818</b>
10	<b>LIGHT GOODS VEHICLES</b>													
a.	Four Wheeler	18751	16300	9932	16744	25550	18573	13070	25564	7210	5220	0	15711	172625
b.	Three Wheeler	9144	15606	6927	6237	11513	2194	4719	3523	1141	777	0	817	62598
	<b>TOTAL</b>	<b>27895</b>	<b>31906</b>	<b>16859</b>	<b>22981</b>	<b>37063</b>	<b>20767</b>	<b>17789</b>	<b>29087</b>	<b>8351</b>	<b>5997</b>	<b>0</b>	<b>16528</b>	<b>235223</b>
11	Buses	23687	14154	14847	15404	12992	7986	4678	12367	2813	1387	4544	2404	117263
	<b>TOTAL</b>	<b>23687</b>	<b>14154</b>	<b>14847</b>	<b>15404</b>	<b>12992</b>	<b>7986</b>	<b>4678</b>	<b>12367</b>	<b>2813</b>	<b>1387</b>	<b>4544</b>	<b>2404</b>	<b>117263</b>
12	<b>TAXIES</b>													
a.	Motor Cabs	18797	26762	39026	20374	27335	15132	14461	20696	8286	1642	0	5004	197515
b.	Maxi Cabs	5929	8871	7352	5124	9266	3823	3655	6110	1850	753	0	2157	54890
c.	Others	11	10	41	10	10	13	12	10	12	0	0	1	130
	<b>TOTAL</b>	<b>24737</b>	<b>35643</b>	<b>46419</b>	<b>25508</b>	<b>36611</b>	<b>18968</b>	<b>18128</b>	<b>26816</b>	<b>10148</b>	<b>2395</b>	<b>0</b>	<b>7162</b>	<b>252535</b>
13	<b>LMV PASSENGER</b>													
a.	Three Seater(A/R)	43725	70506	59495	27880	64518	4738	12092	2552	1601	2542	0	1001	290650
14	Other Vehicles	2033	1953	13598	1615	15980	2169	1828	30641	1636	915	0	590	72958
	<b>TOTAL</b>	<b>45758</b>	<b>72459</b>	<b>73093</b>	<b>29495</b>	<b>80498</b>	<b>6907</b>	<b>13920</b>	<b>33193</b>	<b>3237</b>	<b>3457</b>	<b>0</b>	<b>1591</b>	<b>363608</b>
	<b>TOTAL TRANSPORT(B)</b>	<b>190306</b>	<b>171368</b>	<b>162066</b>	<b>106063</b>	<b>190739</b>	<b>65787</b>	<b>61537</b>	<b>119953</b>	<b>30731</b>	<b>17424</b>	<b>4544</b>	<b>36929</b>	<b>1157447</b>
	<b>TOTAL (A)+(B)</b>	<b>1160663</b>	<b>1289055</b>	<b>1523789</b>	<b>1284943</b>	<b>1645290</b>	<b>711628</b>	<b>522095</b>	<b>1000270</b>	<b>372540</b>	<b>172432</b>	<b>4573</b>	<b>323310</b>	<b>10010588</b>

## 25.5 VEHICLES NEWLY REGISTERED IN BANGALORE METROPOLITAN CITY IN THE YEAR 2021-2022

Sl. No.	CATEGORY OF VEHICLES	BNG CENTRAL	BNG WEST	BNG EAST	BNG NORTH	BNG SOUTH	KR PURAM	JNANA BHARATI	ELEC- CITY	YALA- HANKA	DEVANA- HALLI	CHAND- APURA	RTO AIR	TOTAL
	NON TRANSPORT VEHICLE													
1	Two Wheelers	26032	34444	29466	27810	52228	23983	11838	28556	14918	4851	3857	0	257983
2	Cars	13190	10863	23097	12877	18651	8143	4457	14364	5161	665	306	0	111774
3	Omni Buses	0	2	2	0	1	0	0	3	0	0	0	0	8
4	Tractors	0	1	0	0	1	94	3	196	140	311	112	0	858
5	Trailers	0	0	0	0	0	50	4	92	92	131	14	0	383
6	Construction Moving Equipment	17	27	3	14	13	45	27	349	34	36	7	0	572
7	Private Service Vehicle	6	0	0	1	3	0	0	7	0	0	0	0	17
8	Other Vehicles	32	41	25	20	26	36	19	2691	69	12	12	0	2983
	<b>TOTAL NON TRANSPORT VEHICLES(A)</b>	<b>39277</b>	<b>45378</b>	<b>52593</b>	<b>40722</b>	<b>70923</b>	<b>32351</b>	<b>16348</b>	<b>46258</b>	<b>20414</b>	<b>6006</b>	<b>4308</b>	<b>0</b>	<b>374578</b>
9	TRANSPORT VEHICLE													
a.	Multi Axled/Articulated Vehicle	150	0	3	0	0	18	0	27	0	1	0	0	199
b.	Trucks and Lorries	1071	372	107	146	215	429	203	1796	157	61	179	0	4736
	<b>TOTAL</b>	<b>1221</b>	<b>372</b>	<b>110</b>	<b>146</b>	<b>215</b>	<b>447</b>	<b>203</b>	<b>1823</b>	<b>157</b>	<b>62</b>	<b>179</b>	<b>0</b>	<b>4935</b>
10	LIGHT GOODS VEHICLES													
a.	Four Wheeler	427	735	630	695	1032	1150	567	1516	408	209	315	0	7684
b.	Three Wheeler	248	184	282	153	472	70	170	1078	44	30	14	0	2745
	<b>TOTAL</b>	<b>675</b>	<b>919</b>	<b>912</b>	<b>848</b>	<b>1504</b>	<b>1220</b>	<b>737</b>	<b>2594</b>	<b>452</b>	<b>239</b>	<b>329</b>	<b>0</b>	<b>10429</b>
11	Buses	21	16	10	13	57	13	110	170	26	13	7	566	1022
	<b>TOTAL</b>	<b>21</b>	<b>16</b>	<b>10</b>	<b>13</b>	<b>57</b>	<b>13</b>	<b>110</b>	<b>170</b>	<b>26</b>	<b>13</b>	<b>7</b>	<b>566</b>	<b>1022</b>
12	TAXIES													
a.	Motor Cabs	50	129	288	150	500	96	80	243	80	13	8	0	1637
b.	Maxi Cabs	11	19	29	14	10	2	5	27	2	0	0	0	119
c.	Others	0	0	0	0	0	0	0	0	0	0	0	0	0
	<b>TOTAL</b>	<b>61</b>	<b>148</b>	<b>317</b>	<b>164</b>	<b>510</b>	<b>98</b>	<b>85</b>	<b>270</b>	<b>82</b>	<b>13</b>	<b>8</b>	<b>0</b>	<b>1756</b>
13	LMV PASSENGER													
a.	Three Seater(A/R)	447	244	426	41	189	17	39	38	4	20	13	0	1478
14	Other Vehicles	43	34	531	15	817	425	27	2496	88	19	8	0	4503
	<b>TOTAL</b>	<b>490</b>	<b>278</b>	<b>957</b>	<b>56</b>	<b>1006</b>	<b>442</b>	<b>66</b>	<b>2534</b>	<b>92</b>	<b>39</b>	<b>21</b>	<b>0</b>	<b>5981</b>
	<b>TOTAL TRANSPORT(B)</b>	<b>2468</b>	<b>1733</b>	<b>2306</b>	<b>1227</b>	<b>3292</b>	<b>2220</b>	<b>1201</b>	<b>7391</b>	<b>809</b>	<b>366</b>	<b>544</b>	<b>566</b>	<b>24123</b>
	<b>TOTAL (A)+(B)</b>	<b>41745</b>	<b>47111</b>	<b>54899</b>	<b>41949</b>	<b>74215</b>	<b>34571</b>	<b>17549</b>	<b>53649</b>	<b>21223</b>	<b>6372</b>	<b>4852</b>	<b>566</b>	<b>398701</b>

## 25.6 TOTAL VEHICLES REGISTERED AND KEPT FOR USE IN BANGALORE METROPOLITAN CITY AS ON 31-03-2022

Sl. No.	CATEGORY OF VEHICLES	BNG CENTRAL	BNG WEST	BNG EAST	BNG NORTH	BNG SOUTH	KR PURAM	JNANA BHARATI	ELEC- CITY	YALA-HANKA	DEVANA-HALLI	AIR & STUS	CHANDA-PURA	TOTAL
	NON TRANSPORT VEHICLE													
1	Two Wheelers	737897	920618	1003194	905336	1153320	517646	376377	679962	280575	128552	0	228362	6931839
2	Cars	259713	235953	405496	308801	363088	153013	96612	220257	77170	23716	29	53310	2197158
3	Omni Buses	368	478	489	660	533	330	230	125	155	171	0	1449	4988
4	Tractors	318	1662	3384	2594	4605	3442	1214	9251	1792	4566	0	3860	36688
5	Trailers	22	91	114	99	327	2319	825	4789	1174	2830	0	1708	14298
6	Construction Moving Equipment	289	130	39	46	43	229	192	1024	131	186	0	430	2739
7	Private Service Vehicle	48	172	18	69	28	53	19	23	10	4	0	5	449
8	Other Vehicles	10979	3961	1582	1997	3530	1160	1437	11144	1216	989	0	1565	39560
	<b>TOTAL NON TRANSPORT VEHICLES(A)</b>	<b>1009634</b>	<b>1163065</b>	<b>1414316</b>	<b>1219602</b>	<b>1525474</b>	<b>678192</b>	<b>476906</b>	<b>926575</b>	<b>362223</b>	<b>161014</b>	<b>29</b>	<b>290689</b>	<b>9227719</b>
9	TRANSPORT VEHICLE													
a.	Multi Axled/Articulated Vehicle	11103	304	732	259	663	619	107	1039	16	60	0	457	15359
b.	Trucks and Lorries	58347	17274	10226	12562	23127	10987	7118	19274	6323	4190	0	8966	178394
	<b>TOTAL</b>	<b>69450</b>	<b>17578</b>	<b>10958</b>	<b>12821</b>	<b>23790</b>	<b>11606</b>	<b>7225</b>	<b>20313</b>	<b>6339</b>	<b>4250</b>	<b>0</b>	<b>9423</b>	<b>193753</b>
10	LIGHT GOODS VEHICLES													
a.	Four Wheeler	19178	17035	10562	17439	26582	19723	13637	27080	7618	5429	0	16026	180309
b.	Three Wheeler	9392	15790	7209	6390	11985	2264	4889	4601	1185	807	0	831	65343
	<b>TOTAL</b>	<b>28570</b>	<b>32825</b>	<b>17771</b>	<b>23829</b>	<b>38567</b>	<b>21987</b>	<b>18526</b>	<b>31681</b>	<b>8803</b>	<b>6236</b>	<b>0</b>	<b>16857</b>	<b>245652</b>
11	Buses	23708	14170	14857	15417	13049	7999	4788	12537	2839	1400	5110	2411	118285
	<b>TOTAL</b>	<b>23708</b>	<b>14170</b>	<b>14857</b>	<b>15417</b>	<b>13049</b>	<b>7999</b>	<b>4788</b>	<b>12537</b>	<b>2839</b>	<b>1400</b>	<b>5110</b>	<b>2411</b>	<b>118285</b>
12	TAXIES													
a.	Motor Cabs	18847	26891	39314	20524	27835	15228	14541	20939	8366	1655	0	5012	199152
b.	Maxi Cabs	5940	8890	7381	5138	9276	3825	3660	6137	1852	753	0	2157	55009
c.	Others	11	10	41	10	10	13	12	10	12	0	0	1	130
	<b>TOTAL</b>	<b>24798</b>	<b>35791</b>	<b>46736</b>	<b>25672</b>	<b>37121</b>	<b>19066</b>	<b>18213</b>	<b>27086</b>	<b>10230</b>	<b>2408</b>	<b>0</b>	<b>7170</b>	<b>254291</b>
13	LMV PASSENGER													
a.	Three Seater(A/R)	44172	70750	59921	27921	64707	4755	12131	2590	1605	2562	0	1014	292128
14	Other Vehicles	2076	1987	14129	1630	16797	2594	1855	33137	1724	934	0	598	77461
	<b>TOTAL</b>	<b>46248</b>	<b>72737</b>	<b>74050</b>	<b>29551</b>	<b>81504</b>	<b>7349</b>	<b>13986</b>	<b>35727</b>	<b>3329</b>	<b>3496</b>	<b>0</b>	<b>1612</b>	<b>369589</b>
	<b>TOTAL TRANSPORT(B)</b>	<b>192774</b>	<b>173101</b>	<b>164372</b>	<b>107290</b>	<b>194031</b>	<b>68007</b>	<b>62738</b>	<b>127344</b>	<b>31540</b>	<b>17790</b>	<b>5110</b>	<b>37473</b>	<b>1181570</b>
	<b>TOTAL (A)+(B)</b>	<b>1202408</b>	<b>1336166</b>	<b>1578688</b>	<b>1326892</b>	<b>1719505</b>	<b>746199</b>	<b>539644</b>	<b>1053919</b>	<b>393763</b>	<b>178804</b>	<b>5139</b>	<b>328162</b>	<b>10409289</b>

## 26. The details of month wise newly registered vehicle in RTO office during the year 2021-22

## 1. Bangalore Central-Koramangala (KA-01)

Sl. No.	CATEGORY OF VEHICLES	AS ON 31-03-2021	VEHICLES NEWLY REGISTERED IN THE YEAR 2021-22												AS ON 31-03-2022
			APRIL	MAY	JUNE	JULY	AUG.	SEPT.	OCTR.	NOVR.	DECR.	JAN.	FEB.	MARCH	
1	<b>NON TRANSPORT VEHICLE</b>														
2	Two Wheelers	711865	1994	1	690	2393	2414	2606	2771	2158	2181	2730	2933	3161	737897
3	Cars	246523	1004	0	591	1204	1716	1409	1371	982	1123	1262	1072	1456	259713
4	Omni Buses	368	0	0	0	0	0	0	0	0	0	0	0	0	368
5	Tractors	318	0	0	0	0	0	0	0	0	0	0	0	0	318
6	Trailers	22	0	0	0	0	0	0	0	0	0	0	0	0	22
7	Construction Moving Equipment	272	3	0	0	6	1	2	1	2	1	0	1	0	289
8	Private Service Vehicle	42	0	0	0	0	0	0	1	1	1	1	1	1	48
9	Other Vehicles	10947	3	0	3	2	4	1	7	2	2	1	1	6	10979
10	<b>TOTAL NON TRANSPORT VEHICLES(A)</b>	<b>970357</b>	<b>3004</b>	<b>1</b>	<b>1284</b>	<b>3605</b>	<b>4135</b>	<b>4018</b>	<b>4151</b>	<b>3145</b>	<b>3308</b>	<b>3994</b>	<b>4008</b>	<b>4624</b>	<b>1009634</b>
11	<b>TRANSPORT VEHICLE</b>														
12	Multi Axled/Articulated Vehicle	10953	23	0	3	6	11	9	12	8	20	7	29	22	11103
13	Trucks and Lorries	57276	128	1	49	44	116	73	138	135	84	151	68	84	58347
14	<b>TOTAL</b>	<b>68229</b>	<b>151</b>	<b>1</b>	<b>52</b>	<b>50</b>	<b>127</b>	<b>82</b>	<b>150</b>	<b>143</b>	<b>104</b>	<b>158</b>	<b>97</b>	<b>106</b>	<b>69450</b>
15	<b>LIGHT GOODS VEHICLES</b>														
16	Four Wheeler	18751	31	0	20	34	41	49	31	26	36	40	54	65	19178
17	Three Wheeler	9144	22	0	11	75	28	37	15	6	9	10	12	23	9392
18	<b>TOTAL</b>	<b>27895</b>	<b>53</b>	<b>0</b>	<b>31</b>	<b>109</b>	<b>69</b>	<b>86</b>	<b>46</b>	<b>32</b>	<b>45</b>	<b>50</b>	<b>66</b>	<b>88</b>	<b>28570</b>
19	Buses	23687	1	0	0	1	0	2	0	0	15	0	0	2	23708
20	<b>TOTAL</b>	<b>23687</b>	<b>1</b>	<b>0</b>	<b>0</b>	<b>1</b>	<b>0</b>	<b>2</b>	<b>0</b>	<b>0</b>	<b>15</b>	<b>0</b>	<b>0</b>	<b>2</b>	<b>23708</b>
21	<b>TAXIES</b>														
22	Motor Cabs	18797	8	0	2	8	2	3	1	7	4	7	2	6	18847
23	Maxi Cabs	5929	0	0	1	1	0	1	0	0	0	1	5	2	5940
24	Others	11	0	0	0	0	0	0	0	0	0	0	0	0	11
25	<b>TOTAL</b>	<b>24737</b>	<b>8</b>	<b>0</b>	<b>3</b>	<b>9</b>	<b>2</b>	<b>4</b>	<b>1</b>	<b>7</b>	<b>4</b>	<b>8</b>	<b>7</b>	<b>8</b>	<b>24798</b>
26	<b>LMV PASSENGER</b>														
27	Three Seater(A/R)	43725	15	0	4	16	24	30	33	47	52	67	70	89	44172
28	Other Vehicles	2033	0	1	2	1	5	10	0	0	1	22	0	1	2076
29	<b>TOTAL</b>	<b>45758</b>	<b>15</b>	<b>1</b>	<b>6</b>	<b>17</b>	<b>29</b>	<b>40</b>	<b>33</b>	<b>47</b>	<b>53</b>	<b>89</b>	<b>70</b>	<b>90</b>	<b>46248</b>
30	<b>TOTAL TRANSPORT (B)</b>	<b>190306</b>	<b>228</b>	<b>2</b>	<b>92</b>	<b>186</b>	<b>227</b>	<b>214</b>	<b>230</b>	<b>229</b>	<b>221</b>	<b>305</b>	<b>240</b>	<b>294</b>	<b>192774</b>
31	<b>TOTAL (A)+(B)</b>	<b>1160663</b>	<b>3232</b>	<b>3</b>	<b>1376</b>	<b>3791</b>	<b>4362</b>	<b>4232</b>	<b>4381</b>	<b>3374</b>	<b>3529</b>	<b>4299</b>	<b>4248</b>	<b>4918</b>	<b>1202408</b>

## 2. Bangalore West – Rajajinagar (KA-02)

Sl. No.	Category of Vehicles	AS ON 31-03-2021	VEHICLES NEWLY REGISTERED IN THE YEAR 2021-22												AS ON 31-03-2022
			APRIL	MAY	JUNE	JULY	AUG.	SEPT.	OCTR.	NOVR.	DECR.	JAN.	FEB.	MARCH	
	NON TRANSPORT VEHICLE														
1	Two Wheelers	886174	3169	0	1055	3215	3365	3178	3195	3327	2482	3622	3591	4245	920618
2	Cars	225090	961	4	430	995	1203	921	926	1055	840	1330	1055	1143	235953
3	Omni Buses	476	0	0	0	0	1	0	0	0	0	0	0	1	478
4	Tractors	1661	0	0	0	0	0	1	0	0	0	0	0	0	1662
5	Trailers	91	0	0	0	0	0	0	0	0	0	0	0	0	91
6	Construction Moving Equipment	103	1	0	0	0	3	8	2	2	2	2	2	5	130
7	Private Service Vehicle	172	0	0	0	0	0	0	0	0	0	0	0	0	172
8	Other Vehicles	3920	4	0	2	6	3	5	3	3	1	7	3	4	3961
	TOTAL NON TRANSPORT VEHICLES(A)	1117687	4135	4	1487	4216	4575	4113	4126	4387	3325	4961	4651	5398	1163065
9	TRANSPORT VEHICLE														
a.	Multi Axled/Articulated Vehicle	304	0	0	0	0	0	0	0	0	0	0	0	0	304
b.	Trucks and Lorries	16902	22	1	11	12	28	25	34	22	47	62	40	68	17274
	TOTAL	17206	22	1	11	12	28	25	34	22	47	62	40	68	17578
10	LIGHT GOODS VEHICLES														
a.	Four Wheeler	16300	60	0	27	75	58	82	64	48	73	73	71	104	17035
b.	Three Wheeler	15606	9	0	7	25	21	21	12	12	22	19	13	23	15790
	TOTAL	31906	69	0	34	100	79	103	76	60	95	92	84	127	32825
11	Buses	14154	11	0	0	0	0	0	1	0	4	0	0	0	14170
	TOTAL	14154	11	0	0	0	0	0	1	0	4	0	0	0	14170
12	TAXIES														
a.	Motor Cabs	26762	10	0	6	4	7	2	4	16	18	24	18	20	26891
b.	Maxi Cabs	8871	1	0	0	2	0	2	1	3	4	3	1	2	8890
c.	Others	10	0	0	0	0	0	0	0	0	0	0	0	0	10
	TOTAL	35643	11	0	6	6	7	4	5	19	22	27	19	22	35791
13	LMV PASSENGER														
a.	Three Seater(A/R)	70506	5	0	1	18	12	27	21	23	30	34	35	38	70750
14	Other Vehicles	1953	1	0	1	23	2	3	0	1	1	2	0	0	1987
	TOTAL	72459	6	0	2	41	14	30	21	24	31	36	35	38	72737
	TOTAL TRANSPORT (B)	171368	119	1	53	159	128	162	137	125	199	217	178	255	173101
	TOTAL (A)+(B)	1289055	4254	5	1540	4375	4703	4275	4263	4512	3524	5178	4829	5653	1336166

## 3. Bangalore East-Indiranagar (KA-03)

Sl. No.	Category of Vehicles	AS ON 31-03-2021	VEHICLES NEWLY REGISTERED IN THE YEAR 2021-22												AS ON 31-03-2022
			APRIL	MAY	JUNE	JULY	AUG.	SEPT.	OCTR.	NOVR.	DECR.	JAN.	FEB.	MARCH	
NON TRANSPORT VEHICLE															
1	Two Wheelers	973728	2224	0	655	3034	2917	2665	3477	2643	2440	2837	2944	3630	1003194
2	Cars	382399	1759	6	765	2827	2733	2181	1906	1899	2246	2368	1910	2497	405496
3	Omni Buses	487	0	0	0	0	0	0	0	0	0	1	1	0	489
4	Tractors	3384	0	0	0	0	0	0	0	0	0	0	0	0	3384
5	Trailers	114	0	0	0	0	0	0	0	0	0	0	0	0	114
6	Construction Moving Equipment	36	0	0	0	0	0	0	2	0	1	0	0	0	39
7	Private Service Vehicle	18	0	0	0	0	0	0	0	0	0	0	0	0	18
8	Other Vehicles	1557	0	3	1	0	3	1	2	4	4	2	3	2	1582
	TOTAL NON TRANSPORT VEHICLES(A)	1361723	3983	9	1421	5861	5653	4847	5387	4546	4691	5208	4858	6129	1414316
9	TRANSPORT VEHICLE														
a.	Multi Axled/Articulated Vehicle	729	0	0	0	0	0	0	0	0	1	0	0	2	732
b.	Trucks and Lorries	10119	5	0	10	10	7	28	14	11	1	9	5	7	10226
	TOTAL	10848	5	0	10	10	7	28	14	11	2	9	5	9	10958
10	LIGHT GOODS VEHICLES														
a.	Four Wheeler	9932	73	1	11	52	54	50	56	43	59	86	59	86	10562
b.	Three Wheeler	6927	21	5	6	45	40	36	29	20	24	24	15	17	7209
	TOTAL	16859	94	6	17	97	94	86	85	63	83	110	74	103	17771
11	Buses	14847	0	0	4	1	0	0	0	2	0	0	2	1	14857
	TOTAL	14847	0	0	4	1	0	0	0	2	0	0	2	1	14857
12	TAXIES														
a.	Motor Cabs	39026	11	1	5	13	17	15	9	24	51	70	37	35	39314
b.	Maxi Cabs	7352	2	0	0	0	1	3	6	3	2	6	2	4	7381
c.	Others	41	0	0	0	0	0	0	0	0	0	0	0	0	41
	TOTAL	46419	13	1	5	13	18	18	15	27	53	76	39	39	46736
13	LMV PASSENGER														
a.	Three Seater(A/R)	59495	35	1	7	21	29	41	34	42	50	49	55	62	59921
14	Other Vehicles	13598	12	0	1	14	1	320	15	7	61	24	8	68	14129
	TOTAL	73093	47	1	8	35	30	361	49	49	111	73	63	130	74050
	TOTAL TRANSPORT (B)	162066	159	8	44	156	149	493	163	152	249	268	183	282	164372
	TOTAL (A)+(B)	1523789	4142	17	1465	6017	5802	5340	5550	4698	4940	5476	5041	6411	1578688



## 4. Bangalore North–Yeshwanthpur (KA-04)

Sl. No.	Category of Vehicles	AS ON 31-03-2021	VEHICLES NEWLY REGISTERED IN THE YEAR 2021-22												AS ON 31-03-2022
			APRIL	MAY	JUNE	JULY	AUG.	SEPT.	OCTR.	NOVR.	DECR.	JAN.	FEB.	MARCH	
	NON TRANSPORT VEHICLE														
1	Two Wheelers	877526	2443	0	1010	3113	3132	3095	3723	1333	1538	2407	2609	3407	905336
2	Cars	295924	1310	0	728	1637	1492	1161	1329	566	722	1149	1250	1533	308801
3	Omni Buses	660	0	0	0	0	0	0	0	0	0	0	0	0	660
4	Tractors	2594	0	0	0	0	0	0	0	0	0	0	0	0	2594
5	Trailers	99	0	0	0	0	0	0	0	0	0	0	0	0	99
6	Construction Moving Equipment	32	1	0	4	3	2	2	0	1	0	0	0	1	46
7	Private Service Vehicle	68	0	0	0	1	0	0	0	0	0	0	0	0	69
8	Other Vehicles	1977	0	0	1	2	5	6	0	3	0	0	3	0	1997
	TOTAL NON TRANSPORT VEHICLES(A)	1178880	3754	0	1743	4756	4631	4264	5052	1903	2260	3556	3862	4941	1219602
9	TRANSPORT VEHICLE														
a.	Multi Axled/Articulated Vehicle	259	0	0	0	0	0	0	0	0	0	0	0	0	259
b.	Trucks and Lorries	12416	5	0	4	17	31	30	13	4	16	9	6	11	12562
	TOTAL	12675	5	0	4	17	31	30	13	4	16	9	6	11	12821
10	LIGHT GOODS VEHICLES														
a.	Four Wheeler	16744	75	0	22	72	68	72	64	82	42	69	53	76	17439
b.	Three Wheeler	6237	12	0	11	22	16	27	10	7	9	9	11	19	6390
	TOTAL	22981	87	0	33	94	84	99	74	89	51	78	64	95	23829
11	Buses	15404	4	0	0	2	2	2	0	1	0	1	0	1	15417
	TOTAL	15404	4	0	0	2	2	2	0	1	0	1	0	1	15417
12	TAXIES														
a.	Motor Cabs	20374	23	0	4	13	14	4	5	10	12	16	11	38	20524
b.	Maxi Cabs	5124	1	0	0	1	0	0	1	2	1	3	2	3	5138
c.	Others	10	0	0	0	0	0	0	0	0	0	0	0	0	10
	TOTAL	25508	24	0	4	14	14	4	6	12	13	19	13	41	25672
13	LMV PASSENGER														
a.	Three Seater(A/R)	27880	4	0	1	1	1	2	1	4	7	7	9	4	27921
14	Other Vehicles	1615	3	0	0	4	2	1	2	0	1	0	2	0	1630
	TOTAL	29495	7	0	1	5	3	3	3	4	8	7	11	4	29551
	TOTAL TRANSPORT (B)	106063	127	0	42	132	134	138	96	110	88	114	94	152	107290
	TOTAL (A)+(B)	1284943	3881	0	1785	4888	4765	4402	5148	2013	2348	3670	3956	5093	1326892

## 5. Bangalore South-Jayanagar (KA-05)

Sl. No.	CATEGORY OF VEHICLES	AS ON 31-03-2021	VEHICLES NEWLY REGISTERED IN THE YEAR 2021-22												AS ON 31-03-2022
			APRIL	MAY	JUNE	JULY	AUG.	SEPT.	OCTR.	NOVR.	DECR.	JAN.	FEB.	MARCH	
NON TRANSPORT VEHICLE															
1	Two Wheelers	1101092	3172	445	1361	4911	4269	4688	5062	5178	3723	6019	5670	7730	1153320
2	Cars	344437	1588	2	879	1787	1943	1574	2169	1707	1441	1987	1654	1920	363088
3	Omni Buses	532	0	0	0	0	1	0	0	0	0	0	0	0	533
4	Tractors	4604	0	0	0	0	0	1	0	0	0	0	0	0	4605
5	Trailers	327	0	0	0	0	0	0	0	0	0	0	0	0	327
6	Construction Moving Equipment	30	2	0	0	2	2	1	2	0	0	0	3	1	43
7	Private Service Vehicle	25	1	0	0	0	0	0	1	0	0	0	0	1	28
8	Other Vehicles	3504	5	0	0	2	3	1	4	1	5	2	0	3	3530
	TOTAL NON TRANSPORT VEHICLES(A)	1454551	4768	447	2240	6702	6218	6265	7238	6886	5169	8008	7327	9655	1525474
9	TRANSPORT VEHICLE														
a.	Multi Axled/Articulated Vehicle	663	0	0	0	0	0	0	0	0	0	0	0	0	663
b.	Trucks and Lorries	22912	6	2	3	19	15	15	13	13	17	39	43	30	23127
	TOTAL	23575	6	2	3	19	15	15	13	13	17	39	43	30	23790
LIGHT GOODS VEHICLES															
a.	Four Wheeler	25550	57	4	32	73	83	114	93	75	85	140	145	131	26582
b.	Three Wheeler	11513	7	1	4	19	16	50	80	88	34	38	89	46	11985
	TOTAL	37063	64	5	36	92	99	164	173	163	119	178	234	177	38567
11	Buses	12992	0	0	0	0	1	0	0	0	30	25	1	0	13049
	TOTAL	12992	0	0	0	0	1	0	0	0	30	25	1	0	13049
TAXIES															
a.	Motor Cabs	27335	30	0	4	32	9	12	7	40	67	126	63	110	27835
b.	Maxi Cabs	9266	0	0	1	0	2	1	0	0	1	0	2	3	9276
c.	Others	10	0	0	0	0	0	0	0	0	0	0	0	0	10
	TOTAL	36611	30	0	5	32	11	13	7	40	68	126	65	113	37121
LMV PASSENGER															
a.	Three Seater(A/R)	64518	6	0	1	3	4	15	7	18	32	26	48	29	64707
14	Other Vehicles	15980	2	7	8	45	58	28	124	14	156	132	143	100	16797
	TOTAL	80498	8	7	9	48	62	43	131	32	188	158	191	129	81504
	TOTAL TRANSPORT (B)	190739	108	14	53	191	188	235	324	248	422	526	534	449	194031
	TOTAL (A)+(B)	1645290	4876	461	2293	6893	6406	6500	7562	7134	5591	8534	7861	10104	1719505



## 6. TUMAKUR (KA-06)

Sl. No.	Category of Vehicles	AS ON 31-03-2021	VEHICLES NEWLY REGISTERED IN THE YEAR 2021-22												AS ON 31-03-2022
			APRIL	MAY	JUNE	JULY	AUG.	SEPT.	OCTR.	NOVR.	DECR.	JAN.	FEB.	MARCH	
NON TRANSPORT VEHICLE															
1	Two Wheelers	470670	1327	1	341	2471	2242	2366	1452	2599	1313	1687	2383	2505	491357
2	Cars	59602	316	5	124	398	493	408	284	383	238	458	326	401	63436
3	Omni Buses	118	0	0	0	0	0	0	0	0	0	0	0	0	118
4	Tractors	19769	55	0	122	678	231	150	149	128	168	149	252	725	22576
5	Trailers	14074	34	0	87	413	140	104	103	80	93	100	165	418	15811
6	Construction Moving Equipment	403	20	0	5	13	12	21	2	12	9	7	13	14	531
7	Private Service Vehicle	33	0	0	0	0	0	1	3	0	0	0	0	0	37
8	Other Vehicles	1930	6	1	2	4	6	3	3	3	2	1	3	2	1966
	TOTAL NON TRANSPORT VEHICLES(A)	566599	1758	7	681	3977	3124	3053	1996	3205	1823	2402	3142	4065	595832
9	TRANSPORT VEHICLE														
a.	Multi Axled/Articulated Vehicle	53	0	0	0	0	0	0	0	0	0	0	0	0	53
b.	Trucks and Lorries	8589	22	0	13	22	17	44	19	29	16	30	27	49	8877
	TOTAL	8642	22	0	13	22	17	44	19	29	16	30	27	49	8930
10	LIGHT GOODS VEHICLES														
a.	Four Wheeler	11534	48	1	25	84	74	56	55	93	57	52	119	90	12288
b.	Three Wheeler	8092	12	0	7	24	25	20	23	11	7	21	13	19	8274
	TOTAL	19626	60	1	32	108	99	76	78	104	64	73	132	109	20562
11	Buses	4149	0	0	0	5	2	1	1	0	2	4	3	4	4171
	TOTAL	4149	0	0	0	5	2	1	1	0	2	4	3	4	4171
12	TAXIES														
a.	Motor Cabs	5873	6	0	5	10	8	7	4	2	1	11	7	9	5943
b.	Maxi Cabs	2002	0	0	0	0	0	1	0	0	0	0	0	2	2005
c.	Others	0	0	0	0	0	0	0	0	0	0	0	0	0	0
	TOTAL	7875	6	0	5	10	8	8	4	2	1	11	7	11	7948
13	LMV PASSENGER														
a.	Three Seater(A/R)	18607	41	0	7	12	14	31	41	31	32	42	61	60	18979
14	Other Vehicles	2879	1	0	4	8	25	12	1	32	17	14	14	18	3025
	TOTAL	21486	42	0	11	20	39	43	42	63	49	56	75	78	22004
	TOTAL TRANSPORT (B)	61778	130	1	61	165	165	172	144	198	132	174	244	251	63615
	TOTAL (A)+(B)	628377	1888	8	742	4142	3289	3225	2140	3403	1955	2576	3386	4316	659447

## 7. KOLAR (KA-07)

Sl. No.	CATEGORY OF VEHICLES	AS ON 31-03-2021	VEHICLES NEWLY REGISTERED IN THE YEAR 2021-22												AS ON 31-03-2022
			APRIL	MAY	JUNE	JULY	AUG.	SEPT.	OCTR.	NOVR.	DECR.	JAN.	FEB.	MARCH	
NON TRANSPORT VEHICLE															
1	Two Wheelers	185308	675	273	46	659	717	800	672	728	721	654	552	1061	193366
2	Cars	28081	99	1	29	38	89	160	76	78	94	90	79	119	29033
3	Omni Buses	552	0	0	0	0	0	0	0	0	0	0	0	0	552
4	Tractors	9740	44	0	7	70	71	126	95	65	75	64	61	100	10518
5	Trailers	7086	21	0	3	30	42	69	39	37	40	27	33	61	7488
6	Construction Moving Equipment	74	9	1	3	2	7	3	3	5	1	1	7	4	120
7	Private Service Vehicle	12	0	0	0	0	0	0	0	0	0	0	0	0	12
8	Other Vehicles	1644	2	0	0	0	29	2	0	2	0	0	1	1	1681
	TOTAL NON TRANSPORT VEHICLES(A)	232997	850	275	88	799	955	1160	885	915	931	836	733	1346	242770
9	TRANSPORT VEHICLE														
a.	Multi Axled/Articulated Vehicle	12	0	0	0	0	0	0	0	0	0	0	0	0	12
b.	Trucks and Lorries	5186	19	5	7	17	5	8	8	8	11	10	20	20	5324
	TOTAL	5198	19	5	7	17	5	8	8	8	11	10	20	20	5336
10	LIGHT GOODS VEHICLES														
a.	Four Wheeler	8172	47	0	16	81	54	59	28	59	40	33	43	92	8724
b.	Three Wheeler	1527	3	0	0	7	0	5	3	2	2	2	2	3	1556
	TOTAL	9699	50	0	16	88	54	64	31	61	42	35	45	95	10280
11	Buses	2976	0	0	0	1	0	1	4	1	0	1	0	0	2984
	TOTAL	2976	0	0	0	1	0	1	4	1	0	1	0	0	2984
12	TAXIES														
a.	Motor Cabs	2608	1	0	3	5	2	2	3	1	3	8	15	7	2658
b.	Maxi Cabs	654	0	0	0	1	0	0	0	1	0	0	1	0	657
c.	Others	1	0	0	0	0	0	0	0	0	0	0	0	0	1
	TOTAL	3263	1	0	3	6	2	2	3	2	3	8	16	7	3316
13	LMV PASSENGER														
a.	Three Seater(A/R)	6079	1	0	0	1	1	4	5	4	3	1	7	2	6108
14	Other Vehicles	1502	9	0	0	14	6	5	5	2	7	4	9	3	1566
	TOTAL	7581	10	0	0	15	7	9	10	6	10	5	16	5	7674
	TOTAL TRANSPORT (B)	28717	80	5	26	127	68	84	56	78	66	59	97	127	29590
	TOTAL (A)+(B)	261714	930	280	114	926	1023	1244	941	993	997	895	830	1473	272360

## 8. K.G.F (KA-08)

Sl. No.	CATEGORY OF VEHICLES	AS ON 31-03-2021	VEHICLES NEWLY REGISTERED IN THE YEAR 2021-22												AS ON 31-03-2022
			APRIL	MAY	JUNE	JULY	AUG.	SEPT.	OCTR.	NOVR.	DECR.	JAN.	FEB.	MARCH	
NON TRANSPORT VEHICLE															
1	Two Wheelers	166060	328	0	30	334	788	467	387	438	529	237	304	404	170306
2	Cars	21618	47	0	19	22	72	56	31	43	30	52	41	39	22070
3	Omni Buses	395	0	0	0	0	0	0	0	0	0	0	0	0	395
4	Tractors	6380	4	0	4	14	15	30	13	10	7	15	7	11	6510
5	Trailers	4875	2	0	4	9	6	22	7	10	3	6	5	7	4956
6	Construction Moving Equipment	69	1	0	0	1	7	2	1	3	0	2	0	1	87
7	Private Service Vehicle	8	0	0	0	0	0	0	0	0	0	0	0	0	8
8	Other Vehicles	684	2	0	0	2	1	2	2	1	1	1	0	0	696
	TOTAL NON TRANSPORT VEHICLES(A)	200089	384	0	57	382	889	579	441	505	570	313	357	462	205028
9	TRANSPORT VEHICLE														
a.	Multi Axled/Articulated Vehicle	1	0	0	0	0	0	0	0	0	0	0	0	0	1
b.	Trucks and Lorries	2869	1	1	0	7	1	5	0	3	2	2	2	0	2893
	TOTAL	2870	1	1	0	7	1	5	0	3	2	2	2	0	2894
10	LIGHT GOODS VEHICLES														
a.	Four Wheeler	4212	4	0	0	2	14	9	6	8	8	7	14	10	4294
b.	Three Wheeler	1351	0	0	0	0	0	1	0	0	1	0	0	0	1353
	TOTAL	5563	4	0	0	2	14	10	6	8	9	7	14	10	5647
11	Buses	1810	0	0	0	0	0	0	0	0	0	0	1	1	1812
	TOTAL	1810	0	0	0	0	0	0	0	0	0	0	1	1	1812
12	TAXIES														
a.	Motor Cabs	1176	1	0	1	0	0	2	0	0	0	2	1	2	1185
b.	Maxi Cabs	413	0	0	0	1	0	0	0	0	0	0	0	0	414
c.	Others	0	0	0	0	0	0	0	0	0	0	0	0	0	0
	TOTAL	1589	1	0	1	1	0	2	0	0	0	2	1	2	1599
13	LMV PASSENGER														
a.	Three Seater(A/R)	3197	4	0	0	2	2	0	3	0	1	1	0	4	3214
14	Other Vehicles	483	1	0	0	1	0	1	0	1	0	0	0	0	487
	TOTAL	3680	5	0	0	3	2	1	3	1	1	1	0	4	3701
	TOTAL TRANSPORT (B)	15512	11	1	1	13	17	18	9	12	12	12	18	17	15653
	TOTAL (A)+(B)	215601	395	1	58	395	906	597	450	517	582	325	375	479	220681

## 9. MYSORE WEST (KA-09)

Sl. No.	Category of Vehicles	AS ON 31-03-2021	VEHICLES NEWLY REGISTERED IN THE YEAR 2021-22												AS ON 31-03-2022	
			APRIL	MAY	JUNE	JULY	AUG.	SEPT.	OCTR.	NOVR.	DECR.	JAN.	FEB.	MARCH		
	NON TRANSPORT VEHICLE															
1	Two Wheelers	729442	3188	0	0	2734	3462	3788	4210	2785	2418	3254	3749	3950		762980
2	Cars	119810	677	1	1	824	843	810	654	666	443	904	734	807		127174
3	Omni Buses	111	0	0	0	0	0	0	0	0	0	0	0	0		111
4	Tractors	6328	33	0	0	73	72	66	77	29	149	55	76	89		7047
5	Trailers	1830	4	0	0	2	3	4	0	4	6	4	4	5		1866
6	Construction Moving Equipment	82	1	0	0	1	2	5	5	1	0	2	1	4		104
7	Private Service Vehicle	244	2	0	0	7	3	4	2	1	2	4	1	5		275
8	Other Vehicles	2171	5	0	0	17	3	6	6	3	1	8	4	2		2226
	TOTAL NON TRANSPORT VEHICLES(A)	860018	3910	1	1	3658	4388	4683	4954	3489	3019	4231	4569	4862		901783
9	TRANSPORT VEHICLE															
a.	Multi Axled/Articulated Vehicle	572	0	0	0	0	0	0	0	0	0	0	0	0		572
b.	Trucks and Lorries	7274	18	0	0	11	14	13	17	20	10	17	25	14		7433
	TOTAL	7846	18	0	0	11	14	13	17	20	10	17	25	14		8005
10	LIGHT GOODS VEHICLES															
a.	Four Wheeler	11855	100	0	0	113	165	87	75	62	58	118	96	111		12840
b.	Three Wheeler	7128	4	0	0	6	9	7	4	11	7	4	11	16		7207
	TOTAL	18983	104	0	0	119	174	94	79	73	65	122	107	127		20047
11	Buses	11963	0	0	0	4	1	0	1	1	12	1	2	8		11993
	TOTAL	11963	0	0	0	4	1	0	1	1	12	1	2	8		11993
12	TAXIES															
a.	Motor Cabs	7850	8	0	0	13	9	8	9	1	7	2	14	14		7935
b.	Maxi Cabs	2822	0	0	0	1	1	0	1	0	0	0	1	0		2826
c.	Others	12	0	0	0	0	0	0	0	0	0	0	0	0		12
	TOTAL	10684	8	0	0	14	10	8	10	1	7	2	15	14		10773
13	LMV PASSENGER															
a.	Three Seater(A/R)	23534	11	0	0	9	12	15	20	16	18	23	23	46		23727
14	Other Vehicles	2050	1	0	0	18	7	9	22	5	5	8	1	3		2129
	TOTAL	25584	12	0	0	27	19	24	42	21	23	31	24	49		25856
	TOTAL TRANSPORT (B)	75060	142	0	0	175	218	139	149	116	117	173	173	212		76674
	TOTAL (A)+(B)	935078	4052	1	1	3833	4606	4822	5103	3605	3136	4404	4742	5074		978457

## 10. CHAMRAJNAGAR (KA-10)

Sl. No.	CATEGORY OF VEHICLES	AS ON 31-03-2021	VEHICLES NEWLY REGISTERED IN THE YEAR 2021-22												AS ON 31-03-2022
			APRIL	MAY	JUNE	JULY	AUG.	SEPT.	OCTR.	NOVR.	DECR.	JAN.	FEB.	MARCH	
NON TRANSPORT VEHICLE															
1	Two Wheelers	185247	756	0	83	1120	719	1033	918	876	678	731	610	731	193502
2	Cars	17316	59	0	1	51	57	72	42	62	30	52	36	55	17833
3	Omni Buses	73	0	0	0	0	0	0	0	0	0	0	0	0	73
4	Tractors	7331	31	0	2	37	42	59	61	27	49	32	38	29	7738
5	Trailers	3500	2	0	0	3	7	8	4	0	4	2	0	5	3535
6	Construction Moving Equipment	24	0	0	0	0	0	0	0	2	0	1	0	1	28
7	Private Service Vehicle	183	0	0	0	0	0	0	0	1	0	1	0	0	185
8	Other Vehicles	938	11	0	0	0	1	0	2	4	4	0	1	3	964
	TOTAL NON TRANSPORT VEHICLES(A)	214612	859	0	86	1211	826	1172	1027	972	765	819	685	824	223858
9	TRANSPORT VEHICLE														
a.	Multi Axled/Articulated Vehicle	5	0	0	0	0	0	0	0	0	0	0	0	0	5
b.	Trucks and Lorries	4372	3	0	3	6	2	3	7	6	5	7	5	3	4422
	TOTAL	4377	3	0	3	6	2	3	7	6	5	7	5	3	4427
10	LIGHT GOODS VEHICLES														
a.	Four Wheeler	7762	32	0	3	44	52	25	62	25	16	27	43	40	8131
b.	Three Wheeler	2731	3	0	0	3	1	0	5	2	4	2	4	1	2756
	TOTAL	10493	35	0	3	47	53	25	67	27	20	29	47	41	10887
11	Buses	2371	1	0	0	0	0	0	0	0	0	1	0	1	2374
	TOTAL	2371	1	0	0	0	0	0	0	0	0	1	0	1	2374
12	TAXIES														
a.	Motor Cabs	1363	3	0	0	5	3	5	3	3	0	2	2	10	1399
b.	Maxi Cabs	1044	0	0	0	1	1	0	0	0	0	0	0	1	1047
c.	Others	0	0	0	0	0	0	0	0	0	0	0	0	0	0
	TOTAL	2407	3	0	0	6	4	5	3	3	0	2	2	11	2446
13	LMV PASSENGER														
a.	Three Seater(A/R)	3906	4	0	0	1	2	2	6	0	2	3	1	1	3928
14	Other Vehicles	778	0	0	1	0	0	0	5	0	0	0	0	9	793
	TOTAL	4684	4	0	1	1	2	2	11	0	2	3	1	10	4721
	TOTAL TRANSPORT (B)	24332	46	0	7	60	61	35	88	36	27	42	55	66	24855
	TOTAL (A)+(B)	238944	905	0	93	1271	887	1207	1115	1008	792	861	740	890	248713

## 11. MANDYA (KA-11)

Sl. No.	CATEGORY OF VEHICLES	AS ON 31-03-2021	VEHICLES NEWLY REGISTERED IN THE YEAR 2021-22												AS ON 31-03-2022
			APRIL	MAY	JUNE	JULY	AUG.	SEPT.	OCTR.	NOVR.	DECR.	JAN.	FEB.	MARCH	
NON TRANSPORT VEHICLE															
1	Two Wheelers	340034	1134	53	261	1617	1450	1161	1388	1511	903	1673	1289	1391	353865
2	Cars	35110	174	1	40	215	151	203	143	127	85	186	114	214	36763
3	Omni Buses	73	0	0	0	0	0	0	0	0	0	0	0	0	73
4	Tractors	12615	39	5	5	85	64	71	39	40	52	40	47	46	13148
5	Trailers	7379	3	5	2	7	9	6	3	6	4	6	8	5	7443
6	Construction Moving Equipment	152	4	0	0	3	1	2	4	2	1	2	1	6	178
7	Private Service Vehicle	61	0	0	0	0	0	0	0	1	1	1	0	1	65
8	Other Vehicles	1709	4	2	0	5	2	3	2	2	2	4	1	15	1751
	TOTAL NON TRANSPORT VEHICLES(A)	397133	1358	66	308	1932	1677	1446	1579	1689	1048	1912	1460	1678	413286
9	TRANSPORT VEHICLE														
a.	Multi Axled/Articulated Vehicle	10	0	0	10	0	0	0	0	0	0	0	2	5	27
b.	Trucks and Lorries	9236	10	3	2	10	2	14	13	15	12	13	19	22	9371
	TOTAL	9246	10	3	12	10	2	14	13	15	12	13	21	27	9398
10	LIGHT GOODS VEHICLES														
a.	Four Wheeler	11106	49	0	9	55	45	62	53	57	40	64	59	95	11694
b.	Three Wheeler	7332	6	43	5	57	5	9	8	12	39	4	42	17	7579
	TOTAL	18438	55	43	14	112	50	71	61	69	79	68	101	112	19273
11	Buses	3152	0	0	0	1	0	0	20	0	0	2	0	2	3177
	TOTAL	3152	0	0	0	1	0	0	20	0	0	2	0	2	3177
12	TAXIES														
a.	Motor Cabs	5012	6	1	0	4	6	10	3	0	4	2	5	13	5066
b.	Maxi Cabs	2100	1	0	0	2	0	0	1	0	3	0	1	0	2108
c.	Others	0	0	0	0	0	0	0	0	0	0	0	0	0	0
	TOTAL	7112	7	1	0	6	6	10	4	0	7	2	6	13	7174
13	LMV PASSENGER														
a.	Three Seater(A/R)	9392	8	0	1	6	2	5	4	5	6	8	2	5	9444
14	Other Vehicles	957	3	3	2	25	10	6	3	4	5	5	7	5	1035
	TOTAL	10349	11	3	3	31	12	11	7	9	11	13	9	10	10479
	TOTAL TRANSPORT (B)	48297	83	50	29	160	70	106	105	93	109	98	137	164	49501
	TOTAL (A)+(B)	445430	1441	116	337	2092	1747	1552	1684	1782	1157	2010	1597	1842	462787

## 12. MADIKERI (KA-12)

Sl. No.	CATEGORY OF VEHICLES	AS ON 31-03-2021	VEHICLES NEWLY REGISTERED IN THE YEAR 2021-22												AS ON 31-03-2022
			APRIL	MAY	JUNE	JULY	AUG.	SEPT.	OCTR.	NOVR.	DECR.	JAN.	FEB.	MARCH	
NON TRANSPORT VEHICLE															
1	Two Wheelers	101969	440	88	0	368	623	467	406	596	536	537	529	674	107233
2	Cars	74675	210	32	1	224	210	272	158	231	157	225	173	244	76812
3	Omni Buses	573	0	0	0	0	0	0	0	0	0	0	0	0	573
4	Tractors	1783	8	0	0	6	16	16	20	18	12	7	15	23	1924
5	Trailers	1340	0	0	0	0	2	2	2	2	8	6	4	2	1368
6	Construction Moving Equipment	17	0	1	0	0	1	1	0	1	1	0	0	0	22
7	Private Service Vehicle	31	2	0	0	2	0	1	0	2	0	0	0	1	39
8	Other Vehicles	898	2	0	0	0	1	2	1	2	0	1	2	4	913
	TOTAL NON TRANSPORT VEHICLES(A)	181286	662	121	1	600	853	761	587	852	714	776	723	948	188884
9	TRANSPORT VEHICLE														
a.	Multi Axled/Articulated Vehicle	0	0	0	0	0	0	0	0	0	0	0	0	0	0
b.	Trucks and Lorries	2285	7	1	0	8	13	10	6	16	13	14	12	12	2397
	TOTAL	2285	7	1	0	8	13	10	6	16	13	14	12	12	2397
10	LIGHT GOODS VEHICLES														
a.	Four Wheeler	6338	35	2	1	21	52	37	21	45	49	43	50	35	6729
b.	Three Wheeler	796	0	0	0	0	1	3	1	7	4	3	5	1	821
	TOTAL	7134	35	2	1	21	53	40	22	52	53	46	55	36	7550
11	Buses	3025	1	0	0	0	1	0	0	0	0	0	0	1	3028
	TOTAL	3025	1	0	0	0	1	0	0	0	0	0	0	1	3028
12	TAXIES														
a.	Motor Cabs	1678	1	0	0	1	2	0	3	3	3	3	1	2	1697
b.	Maxi Cabs	475	0	0	0	1	0	0	0	0	1	0	0	0	477
c.	Others	1	0	0	0	0	0	0	0	0	0	0	0	0	1
	TOTAL	2154	1	0	0	2	2	0	3	3	4	3	1	2	2175
13	LMV PASSENGER														
a.	Three Seater(A/R)	8288	13	1	0	0	26	25	17	16	12	12	11	24	8445
14	Other Vehicles	929	0	0	1	2	3	0	1	10	9	1	1	15	972
	TOTAL	9217	13	1	1	2	29	25	18	26	21	13	12	39	9417
	TOTAL TRANSPORT (B)	23815	57	4	2	33	98	75	49	97	91	76	80	90	24567
	TOTAL (A)+(B)	205101	719	125	3	633	951	836	636	949	805	852	803	1038	213451

## 13. HASSAN (KA-13)

Sl. No.	CATEGORY OF VEHICLES	AS ON 31-03-2021	VEHICLES NEWLY REGISTERED IN THE YEAR 2021-22												AS ON 31-03-2022
			APRIL	MAY	JUNE	JULY	AUG.	SEPT.	OCTR.	NOVR.	DECR.	JAN.	FEB.	MARCH	
NON TRANSPORT VEHICLE															
1	Two Wheelers	377125	1093	0	458	1456	1610	1586	1187	1911	1440	1373	1529	1927	392695
2	Cars	62753	175	2	83	289	288	328	223	276	189	248	205	238	65297
3	Omni Buses	243	0	0	0	0	0	0	0	0	0	0	0	0	243
4	Tractors	18023	193	30	16	150	234	192	260	213	309	153	216	281	20270
5	Trailers	9183	19	1	4	3	22	12	21	15	40	25	24	34	9403
6	Construction Moving Equipment	139	4	0	1	6	2	8	2	1	4	2	0	1	170
7	Private Service Vehicle	53	0	0	0	0	0	0	1	0	0	0	0	0	54
8	Other Vehicles	2451	16	0	1	13	12	9	12	17	10	8	5	50	2604
	TOTAL NON TRANSPORT VEHICLES(A)	469970	1500	33	563	1917	2168	2135	1706	2433	1992	1809	1979	2531	490736
9	TRANSPORT VEHICLE														
a.	Multi Axled/Articulated Vehicle	4	0	0	0	0	0	0	0	0	0	0	0	0	4
b.	Trucks and Lorries	7675	11	0	36	17	11	10	20	12	24	17	26	32	7891
	TOTAL	7679	11	0	36	17	11	10	20	12	24	17	26	32	7895
10	LIGHT GOODS VEHICLES														
a.	Four Wheeler	12187	81	0	37	130	87	129	109	82	78	95	85	106	13206
b.	Three Wheeler	4817	9	0	1	9	9	19	13	16	20	16	35	34	4998
	TOTAL	17004	90	0	38	139	96	148	122	98	98	111	120	140	18204
11	Buses	1931	0	1	0	3	1	1	0	1	1	2	0	1	1942
	TOTAL	1931	0	1	0	3	1	1	0	1	1	2	0	1	1942
12	TAXIES														
a.	Motor Cabs	6645	6	0	3	10	7	4	4	7	3	5	3	6	6703
b.	Maxi Cabs	2301	0	0	0	1	0	0	1	1	0	0	0	0	2304
c.	Others	10	0	0	0	0	0	0	0	0	0	0	0	0	10
	TOTAL	8956	6	0	3	11	7	4	5	8	3	5	3	6	9017
13	LMV PASSENGER														
a.	Three Seater(A/R)	10640	4	0	1	4	1	4	6	8	7	6	6	13	10700
14	Other Vehicles	2222	13	0	13	13	19	29	29	23	31	21	28	23	2464
	TOTAL	12862	17	0	14	17	20	33	35	31	38	27	34	36	13164
	TOTAL TRANSPORT (B)	48432	124	1	91	187	135	196	182	150	164	162	183	215	50222
	TOTAL (A)+(B)	518402	1624	34	654	2104	2303	2331	1888	2583	2156	1971	2162	2746	540958



## 14. SHIVAMOGGA (KA-14)

Sl. No.	CATEGORY OF VEHICLES	AS ON 31-03-2021	VEHICLES NEWLY REGISTERED IN THE YEAR 2021-22												AS ON 31-03-2022
			APRIL	MAY	JUNE	JULY	AUG.	SEPT.	OCTR.	NOVR.	DECR.	JAN.	FEB.	MARCH	
NON TRANSPORT VEHICLE															
1	Two Wheelers	366707	1174	1	107	776	1792	1174	1146	900	1570	803	1380	909	378439
2	Cars	68788	264	0	91	353	296	415	242	198	358	340	241	422	72008
3	Omni Buses	177	0	0	0	2	0	0	1	0	0	0	0	0	180
4	Tractors	9259	83	1	1	97	82	98	91	58	100	84	83	100	10137
5	Trailers	6864	28	0	0	11	19	40	23	19	36	22	36	45	7143
6	Construction Moving Equipment	52	2	0	0	3	2	2	2	2	1	1	1	0	68
7	Private Service Vehicle	12	0	0	0	0	0	0	0	0	0	1	0	0	13
8	Other Vehicles	1368	13	0	1	20	6	4	26	3	4	3	2	6	1456
	TOTAL NON TRANSPORT VEHICLES(A)	453227	1564	2	200	1262	2197	1733	1531	1180	2069	1254	1743	1482	469444
9	TRANSPORT VEHICLE														
a.	Multi Axled/Articulated Vehicle	7	0	0	0	0	1	0	0	0	0	0	0	0	8
b.	Trucks and Lorries	8468	24	4	14	28	9	9	21	6	26	11	24	14	8658
	TOTAL	8475	24	4	14	28	10	9	21	6	26	11	24	14	8666
10	LIGHT GOODS VEHICLES														
a.	Four Wheeler	10040	40	0	5	31	54	76	41	39	51	57	45	59	10538
b.	Three Wheeler	2154	2	0	0	8	3	4	4	4	2	3	2	6	2192
	TOTAL	12194	42	0	5	39	57	80	45	43	53	60	47	65	12730
11	Buses	3275	0	0	0	0	1	1	3	1	1	4	1	2	3289
	TOTAL	3275	0	0	0	0	1	1	3	1	1	4	1	2	3289
12	TAXIES														
a.	Motor Cabs	3584	6	0	0	6	5	6	2	1	6	7	3	8	3634
b.	Maxi Cabs	1101	0	0	0	1	0	0	0	1	1	0	0	1	1105
c.	Others	10	0	0	0	0	0	0	0	0	0	0	0	0	10
	TOTAL	4695	6	0	0	7	5	6	2	2	7	7	3	9	4749
13	LMV PASSENGER														
a.	Three Seater(A/R)	12290	12	0	0	6	17	11	8	10	9	22	13	21	12419
14	Other Vehicles	4186	10	0	0	6	4	11	13	4	2	15	12	6	4269
	TOTAL	16476	22	0	0	12	21	22	21	14	11	37	25	27	16688
	TOTAL TRANSPORT (B)	45115	94	4	19	86	94	118	92	66	98	119	100	117	46122
	TOTAL (A)+(B)	498342	1658	6	219	1348	2291	1851	1623	1246	2167	1373	1843	1599	515566

## 15. SAGAR (KA-15)

Sl. No.	CATEGORY OF VEHICLES	AS ON 31-03-2021	VEHICLES NEWLY REGISTERED IN THE YEAR 2021-22												AS ON 31-03-2022
			APRIL	MAY	JUNE	JULY	AUG.	SEPT.	OCTR.	NOVR.	DECR.	JAN.	FEB.	MARCH	
NON TRANSPORT VEHICLE															
1	Two Wheelers	186817	1086	61	113	944	734	900	642	421	1398	657	721	893	195387
2	Cars	29380	127	17	36	147	121	169	83	164	187	175	79	123	30808
3	Omni Buses	22	0	0	0	0	0	0	0	0	0	0	0	0	22
4	Tractors	9043	57	7	0	53	113	166	79	60	158	122	82	121	10061
5	Trailers	5587	18	1	0	4	13	21	15	12	31	18	22	23	5765
6	Construction Moving Equipment	84	6	0	0	2	2	7	3	3	3	2	2	2	116
7	Private Service Vehicle	2	0	0	0	0	0	0	0	0	0	0	0	0	2
8	Other Vehicles	625	11	0	2	5	8	36	5	3	7	3	8	6	719
	TOTAL NON TRANSPORT VEHICLES(A)	231560	1305	86	151	1155	991	1299	827	663	1784	977	914	1168	242880
9	TRANSPORT VEHICLE														
a.	Multi Axled/Articulated Vehicle	0	0	0	0	0	0	0	0	0	0	0	0	0	0
b.	Trucks and Lorries	2770	3	0	2	1	3	6	1	5	4	14	6	5	2820
	TOTAL	2770	3	0	2	1	3	6	1	5	4	14	6	5	2820
10	LIGHT GOODS VEHICLES														
a.	Four Wheeler	6972	34	1	3	40	23	51	17	34	43	129	30	39	7416
b.	Three Wheeler	2916	2	2	0	5	2	9	2	3	4	3	3	6	2957
	TOTAL	9888	36	3	3	45	25	60	19	37	47	132	33	45	10373
11	Buses	1258	1	0	0	2	0	0	0	0	0	0	2	0	1263
	TOTAL	1258	1	0	0	2	0	0	0	0	0	0	2	0	1263
12	TAXIES														
a.	Motor Cabs	1550	5	0	3	12	6	18	4	10	2	6	6	3	1625
b.	Maxi Cabs	518	0	0	0	1	0	0	0	0	0	0	0	0	519
c.	Others	0	0	0	0	0	0	0	0	0	0	0	0	0	0
	TOTAL	2068	5	0	3	13	6	18	4	10	2	6	6	3	2144
13	LMV PASSENGER														
a.	Three Seater(A/R)	2596	4	0	0	6	4	4	8	5	7	7	6	5	2652
14	Other Vehicles	3503	1	0	0	1	1	3	0	3	1	2	3	2	3520
	TOTAL	6099	5	0	0	7	5	7	8	8	8	9	9	7	6172
	TOTAL TRANSPORT (B)	22083	50	3	8	68	39	91	32	60	61	161	56	60	22772
	TOTAL (A)+(B)	253643	1355	89	159	1223	1030	1390	859	723	1845	1138	970	1228	265652

## 16. CHITRADURGA (KA-16)

Sl. No.	Category of Vehicles	AS ON 31-03-2021	VEHICLES NEWLY REGISTERED IN THE YEAR 2021-22												AS ON 31-03-2022
			APRIL	MAY	JUNE	JULY	AUG.	SEPT.	OCTR.	NOVR.	DECR.	JAN.	FEB.	MARCH	
NON TRANSPORT VEHICLE															
1	Two Wheelers	309750	1527	0	155	2194	1510	1795	1521	1842	1502	1459	1329	2040	326624
2	Cars	31463	208	0	45	262	179	282	172	187	160	221	156	197	33532
3	Omni Buses	71	0	1	0	0	0	0	1	0	0	0	0	0	73
4	Tractors	20469	167	7	33	272	269	258	168	170	242	288	231	277	22851
5	Trailers	10925	83	4	9	69	85	103	74	71	94	108	99	148	11872
6	Construction Moving Equipment	294	10	0	3	7	13	14	18	10	8	7	12	14	410
7	Private Service Vehicle	4	0	0	0	0	0	0	0	0	0	0	0	0	4
8	Other Vehicles	1961	6	0	1	0	8	6	16	1	0	4	3	3	2009
	TOTAL NON TRANSPORT VEHICLES(A)	374937	2001	12	246	2804	2064	2458	1970	2281	2006	2087	1830	2679	397375
9	TRANSPORT VEHICLE														
a.	Multi Axled/Articulated Vehicle	16	0	0	0	0	0	0	0	0	0	0	0	0	16
b.	Trucks and Lorries	8594	16	4	19	41	20	26	49	31	24	20	10	39	8893
	TOTAL	8610	16	4	19	41	20	26	49	31	24	20	10	39	8909
10	LIGHT GOODS VEHICLES														
a.	Four Wheeler	10207	87	0	34	104	112	128	87	114	87	125	97	122	11304
b.	Three Wheeler	3644	15	0	44	18	59	15	49	11	11	21	10	18	3915
	TOTAL	13851	102	0	78	122	171	143	136	125	98	146	107	140	15219
11	Buses	2476	1	0	0	0	1	0	3	0	3	2	3	3	2492
	TOTAL	2476	1	0	0	0	1	0	3	0	3	2	3	3	2492
12	TAXIES														
a.	Motor Cabs	5118	11	0	3	18	19	16	12	7	12	24	7	38	5285
b.	Maxi Cabs	1950	1	1	0	1	0	1	0	4	0	1	1	1	1961
c.	Others	0	0	0	0	0	0	0	0	0	0	0	0	0	0
	TOTAL	7068	12	1	3	19	19	17	12	11	12	25	8	39	7246
13	LMV PASSENGER														
a.	Three Seater(A/R)	15233	76	3	18	62	67	63	74	78	47	72	55	84	15932
14	Other Vehicles	1216	9	4	0	10	8	8	7	5	8	8	7	10	1300
	TOTAL	16449	85	7	18	72	75	71	81	83	55	80	62	94	17232
	TOTAL TRANSPORT (B)	48454	216	12	118	254	286	257	281	250	192	273	190	315	51098
	TOTAL (A)+(B)	423391	2217	24	364	3058	2350	2715	2251	2531	2198	2360	2020	2994	448473

## 17. DAVANAGERE (KA-17)

Sl. No.	CATEGORY OF VEHICLES	AS ON 31-03-2021	VEHICLES NEWLY REGISTERED IN THE YEAR 2021-22												AS ON 31-03-2022
			APRIL	MAY	JUNE	JULY	AUG.	SEPT.	OCTR.	NOVR.	DECR.	JAN.	FEB.	MARCH	
NON TRANSPORT VEHICLE															
1	Two Wheelers	472244	1697	3	146	2104	2465	1908	1569	2317	2006	1570	1576	2332	491937
2	Cars	55511	341	2	90	351	341	499	341	327	243	456	281	479	59262
3	Omni Buses	132	0	0	0	0	0	0	0	1	0	0	0	0	133
4	Tractors	31917	203	1	14	348	194	288	230	199	217	295	195	273	34374
5	Trailers	13409	74	0	1	74	52	83	80	44	86	69	71	81	14124
6	Construction Moving Equipment	232	10	0	2	12	8	9	11	13	10	9	1	9	326
7	Private Service Vehicle	10	0	0	0	0	0	0	0	0	0	0	0	0	10
8	Other Vehicles	1942	3	0	2	28	22	5	104	2	1	9	5	13	2136
	TOTAL NON TRANSPORT VEHICLES(A)	575397	2328	6	255	2917	3082	2792	2335	2903	2563	2408	2129	3187	602302
9	TRANSPORT VEHICLE														
a.	Multi Axled/Articulated Vehicle	10	0	0	0	0	0	0	0	0	0	0	0	0	10
b.	Trucks and Lorries	7653	24	1	12	17	12	6	9	16	18	20	22	20	7830
	TOTAL	7663	24	1	12	17	12	6	9	16	18	20	22	20	7840
10	LIGHT GOODS VEHICLES														
a.	Four Wheeler	10431	65	3	31	70	86	90	157	95	107	107	77	100	11419
b.	Three Wheeler	6954	32	0	5	25	35	25	52	29	14	16	19	35	7241
	TOTAL	17385	97	3	36	95	121	115	209	124	121	123	96	135	18660
11	Buses	2946	2	2	0	2	2	2	0	1	0	3	0	2	2962
	TOTAL	2946	2	2	0	2	2	2	0	1	0	3	0	2	2962
12	TAXIES														
a.	Motor Cabs	4497	8	0	2	15	12	13	10	8	10	11	6	15	4607
b.	Maxi Cabs	1771	0	0	0	1	2	2	0	1	1	0	0	1	1779
c.	Others	0	0	0	0	0	0	0	0	0	0	0	0	0	0
	TOTAL	6268	8	0	2	16	14	15	10	9	11	11	6	16	6386
13	LMV PASSENGER														
a.	Three Seater(A/R)	21058	35	0	1	26	10	49	34	39	41	49	48	57	21447
14	Other Vehicles	1622	9	0	2	19	16	21	11	29	10	29	23	34	1825
	TOTAL	22680	44	0	3	45	26	70	45	68	51	78	71	91	23272
	TOTAL TRANSPORT (B)	56942	175	6	53	175	175	208	273	218	201	235	195	264	59120
	TOTAL (A)+(B)	632339	2503	12	308	3092	3257	3000	2608	3121	2764	2643	2324	3451	661422

## 18. CHIKKAMAGALUR (KA-18)

Sl. No.	Category of Vehicles	AS ON 31-03-2021	VEHICLES NEWLY REGISTERED IN THE YEAR 2021-22												AS ON 31-03-2022
			APRIL	MAY	JUNE	JULY	AUG.	SEPT.	OCTR.	NOVR.	DECR.	JAN.	FEB.	MARCH	
NON TRANSPORT VEHICLE															
1	Two Wheelers	167772	548	68	104	755	510	643	559	593	661	555	668	820	174256
2	Cars	64451	271	0	77	308	219	288	230	203	171	263	198	258	66937
3	Omni Buses	116	0	0	0	2	0	0	0	0	0	0	0	0	118
4	Tractors	5401	29	0	3	49	31	40	51	43	49	45	41	54	5836
5	Trailers	5047	15	0	1	13	9	14	11	13	16	11	16	17	5183
6	Construction Moving Equipment	24	0	0	0	0	3	1	3	0	1	0	0	2	34
7	Private Service Vehicle	13	0	0	0	0	0	0	0	0	0	0	0	0	13
8	Other Vehicles	1239	5	0	0	3	4	7	6	61	3	5	5	7	1345
	TOTAL NON TRANSPORT VEHICLES(A)	244063	868	68	185	1130	776	993	860	913	901	879	928	1158	253722
TRANSPORT VEHICLE															
a.	Multi Axled/Articulated Vehicle	4	0	0	0	0	0	0	0	0	0	0	0	0	4
b.	Trucks and Lorries	3724	9	0	1	8	8	5	10	4	10	8	18	17	3822
	TOTAL	3728	9	0	1	8	8	5	10	4	10	8	18	17	3826
LIGHT GOODS VEHICLES															
a.	Four Wheeler	8408	43	1	20	99	60	52	122	80	45	68	48	69	9115
b.	Three Wheeler	2511	2	0	1	23	6	2	32	1	1	1	3	9	2592
	TOTAL	10919	45	1	21	122	66	54	154	81	46	69	51	78	11707
11	Buses	2779	1	0	0	1	0	0	1	0	0	1	3	2	2788
	TOTAL	2779	1	0	0	1	0	0	1	0	0	1	3	2	2788
TAXIES															
a.	Motor Cabs	2051	5	0	2	3	4	5	8	2	3	5	5	2	2095
b.	Maxi Cabs	720	2	0	0	0	0	1	1	0	0	0	0	0	724
c.	Others	0	0	0	0	0	0	0	0	0	0	0	0	0	0
	TOTAL	2771	7	0	2	3	4	6	9	2	3	5	5	2	2819
LMV PASSENGER															
13															
a.	Three Seater(A/R)	9005	8	0	1	5	9	9	23	13	9	8	20	18	9128
14	Other Vehicles	2557	12	0	2	3	3	2	1	1	5	0	2	1	2589
	TOTAL	11562	20	0	3	8	12	11	24	14	14	8	22	19	11717
	TOTAL TRANSPORT (B)	31759	82	1	27	142	90	76	198	101	73	91	99	118	32857
	TOTAL (A)+(B)	275822	950	69	212	1272	866	1069	1058	1014	974	970	1027	1276	286579

## 19. MANGALURU (KA-19)

Sl. No.	Category of Vehicles	AS ON 31-03-2021	VEHICLES NEWLY REGISTERED IN THE YEAR 2021-22												AS ON 31-03-2022
			APRIL	MAY	JUNE	JULY	AUG.	SEPT.	OCTR.	NOVR.	DECR.	JAN.	FEB.	MARCH	
NON TRANSPORT VEHICLE															
1	Two Wheelers	392274	1894	459	266	1670	1931	2494	2445	3165	2131	2621	2447	2554	416351
2	Cars	142986	704	77	150	658	906	791	634	841	473	1055	731	733	150739
3	Omni Buses	110	0	0	1	2	1	0	0	1	1	0	0	0	116
4	Tractors	273	0	0	0	2	2	3	1	0	0	1	1	0	283
5	Trailers	50	1	0	0	0	0	0	0	0	0	1	1	0	53
6	Construction Moving Equipment	163	1	1	0	3	5	2	1	2	1	2	1	8	190
7	Private Service Vehicle	187	0	0	0	0	0	0	0	1	0	0	0	0	188
8	Other Vehicles	3951	3	3	2	1	9	12	3	9	5	9	3	9	4019
	TOTAL NON TRANSPORT VEHICLES(A)	539994	2603	540	419	2336	2854	3302	3084	4019	2611	3689	3184	3304	571939
9	TRANSPORT VEHICLE														
a.	Multi Axled/Articulated Vehicle	732	2	0	1	1	4	0	8	0	0	4	0	3	755
b.	Trucks and Lorries	17051	18	8	13	15	23	15	19	28	26	30	32	30	17308
	TOTAL	17783	20	8	14	16	27	15	27	28	26	34	32	33	18063
10	LIGHT GOODS VEHICLES														
a.	Four Wheeler	16784	63	4	23	75	79	69	74	75	48	91	66	91	17542
b.	Three Wheeler	3589	3	0	2	7	10	10	11	12	14	9	15	12	3694
	TOTAL	20373	66	4	25	82	89	79	85	87	62	100	81	103	21236
11	Buses	9144	3	0	0	6	3	0	2	5	0	10	4	7	9184
	TOTAL	9144	3	0	0	6	3	0	2	5	0	10	4	7	9184
12	TAXIES														
a.	Motor Cabs	8440	4	0	1	8	7	6	7	7	5	8	6	12	8511
b.	Maxi Cabs	2307	0	0	0	1	1	0	2	0	1	1	1	0	2314
c.	Others	0	0	0	0	0	0	0	0	0	0	0	0	0	0
	TOTAL	10747	4	0	1	9	8	6	9	7	6	9	7	12	10825
13	LMV PASSENGER														
a.	Three Seater(A/R)	27754	78	1	34	116	137	150	160	158	83	204	132	202	29209
14	Other Vehicles	1211	0	3	3	9	5	4	1	15	0	6	7	10	1274
	TOTAL	28965	78	4	37	125	142	154	161	173	83	210	139	212	30483
	TOTAL TRANSPORT (B)	87012	171	16	77	238	269	254	284	300	177	363	263	367	89791
	TOTAL (A)+(B)	627006	2774	556	496	2574	3123	3556	3368	4319	2788	4052	3447	3671	661730

## 20. UDUPI (KA-20)

Sl. No.	CATEGORY OF VEHICLES	AS ON 31-03-2021	VEHICLES NEWLY REGISTERED IN THE YEAR 2021-22												AS ON 31-03-2022
			APRIL	MAY	JUNE	JULY	AUG.	SEPT.	OCTR.	NOVR.	DECR.	JAN.	FEB.	MARCH	
NON TRANSPORT VEHICLE															
1	Two Wheelers	354456	1366	8	269	1639	1404	1580	1671	1619	1470	1979	1835	2281	371577
2	Cars	84639	430	12	153	549	444	572	446	484	354	566	438	533	89620
3	Omni Buses	132	1	0	0	0	0	0	0	0	0	0	0	0	133
4	Tractors	447	3	0	0	4	1	8	6	3	3	1	4	11	491
5	Trailers	76	0	0	0	0	0	0	0	0	0	0	3	0	79
6	Construction Moving Equipment	119	4	1	1	4	5	2	6	3	1	4	5	7	162
7	Private Service Vehicle	7	0	0	0	0	0	0	0	0	0	2	0	0	9
8	Other Vehicles	1219	9	0	2	7	5	8	3	9	4	9	2	10	1287
	TOTAL NON TRANSPORT VEHICLES(A)	441095	1813	21	425	2203	1859	2170	2132	2118	1832	2561	2287	2842	463358
9	TRANSPORT VEHICLE														
a.	Multi Axled/Articulated Vehicle	7	0	0	0	0	0	0	0	0	0	2	2	1	12
b.	Trucks and Lorries	7717	17	16	6	16	18	15	14	12	23	30	28	27	7939
	TOTAL	7724	17	16	6	16	18	15	14	12	23	32	30	28	7951
10	LIGHT GOODS VEHICLES														
a.	Four Wheeler	15320	44	3	10	88	80	59	71	53	52	71	54	86	15991
b.	Three Wheeler	2901	3	0	3	8	4	7	7	5	2	11	4	11	2966
	TOTAL	18221	47	3	13	96	84	66	78	58	54	82	58	97	18957
11	Buses	5650	3	0	0	0	6	7	6	8	7	26	5	4	5722
	TOTAL	5650	3	0	0	0	6	7	6	8	7	26	5	4	5722
12	TAXIES														
a.	Motor Cabs	6665	9	0	5	8	7	5	4	16	11	17	8	10	6765
b.	Maxi Cabs	1764	1	2	0	0	4	3	0	0	0	1	0	1	1776
c.	Others	5	0	0	0	0	0	0	0	0	0	0	0	0	5
	TOTAL	8434	10	2	5	8	11	8	4	16	11	18	8	11	8546
13	LMV PASSENGER														
a.	Three Seater(A/R)	22669	51	0	9	120	139	127	122	109	76	158	109	190	23879
14	Other Vehicles	1036	2	0	2	2	7	5	3	0	25	3	13	4	1102
	TOTAL	23705	53	0	11	122	146	132	125	109	101	161	122	194	24981
	TOTAL TRANSPORT (B)	63734	130	21	35	242	265	228	227	203	196	319	223	334	66157
	TOTAL (A)+(B)	504829	1943	42	460	2445	2124	2398	2359	2321	2028	2880	2510	3176	529515



## 21. PUTTUR (KA-21)

Sl. No.	CATEGORY OF VEHICLES	AS ON 31-03-2021	VEHICLES NEWLY REGISTERED IN THE YEAR 2021-22												AS ON 31-03-2022
			APRIL	MAY	JUNE	JULY	AUG.	SEPT.	OCTR.	NOVR.	DECR.	JAN.	FEB.	MARCH	
NON TRANSPORT VEHICLE															
1	Two Wheelers	134385	611	1	60	722	759	713	603	769	637	808	746	979	141793
2	Cars	50449	192	3	68	321	188	199	193	167	124	281	195	240	52620
3	Omni Buses	158	0	0	0	0	0	0	0	0	0	0	0	0	158
4	Tractors	150	1	0	0	0	4	1	0	1	2	2	0	0	161
5	Trailers	105	0	0	0	0	0	0	0	0	0	0	0	0	105
6	Construction Moving Equipment	30	0	0	0	0	1	0	2	0	0	0	0	0	33
7	Private Service Vehicle	6	0	0	0	0	0	0	0	0	0	0	0	0	6
8	Other Vehicles	847	3	0	0	3	1	7	1	4	2	1	4	3	876
	TOTAL NON TRANSPORT VEHICLES(A)	186130	807	4	128	1046	953	920	799	941	765	1092	945	1222	195752
9	TRANSPORT VEHICLE														
a.	Multi Axled/Articulated Vehicle	1195	0	0	0	0	0	0	0	0	0	0	0	0	1195
b.	Trucks and Lorries	3581	10	2	3	3	6	12	19	10	8	36	11	24	3725
	TOTAL	4776	10	2	3	3	6	12	19	10	8	36	11	24	4920
10	LIGHT GOODS VEHICLES														
a.	Four Wheeler	4395	29	1	6	24	34	30	26	31	14	26	30	43	4689
b.	Three Wheeler	830	2	0	0	4	2	15	4	9	4	4	4	6	884
	TOTAL	5225	31	1	6	28	36	45	30	40	18	30	34	49	5573
11	Buses	1632	3	0	0	0	0	0	0	0	0	0	0	1	1636
	TOTAL	1632	3	0	0	0	0	0	0	0	0	0	0	1	1636
12	TAXIES														
a.	Motor Cabs	1410	4	0	1	3	3	1	5	3	1	1	1	3	1436
b.	Maxi Cabs	363	0	0	0	0	0	0	0	0	0	0	0	0	363
c.	Others	0	0	0	0	0	0	0	0	0	0	0	0	0	0
	TOTAL	1773	4	0	1	3	3	1	5	3	1	1	1	3	1799
13	LMV PASSENGER														
a.	Three Seater(A/R)	8572	52	0	5	56	66	69	66	80	76	74	53	57	9226
14	Other Vehicles	175	0	0	0	4	3	3	2	0	0	0	2	1	190
	TOTAL	8747	52	0	5	60	69	72	68	80	76	74	55	58	9416
	TOTAL TRANSPORT (B)	22153	100	3	15	94	114	130	122	133	103	141	101	135	23344
	TOTAL (A)+(B)	208283	907	7	143	1140	1067	1050	921	1074	868	1233	1046	1357	219096



## 22. BELGAUM (KA-22)

Sl. No.	CATEGORY OF VEHICLES	AS ON 31-03-2021	VEHICLES NEWLY REGISTERED IN THE YEAR 2021-22												AS ON 31-03-2022
			APRIL	MAY	JUNE	JULY	AUG.	SEPT.	OCTR.	NOVR.	DECR.	JAN.	FEB.	MARCH	
NON TRANSPORT VEHICLE															
1	Two Wheelers	482665	1176	608	626	1981	1514	2035	1935	2515	2149	1627	1677	1784	502292
2	Cars	72773	300	54	144	518	312	517	381	524	346	457	319	373	77018
3	Omni Buses	328	0	0	0	0	0	0	0	0	0	0	1	0	329
4	Tractors	5205	22	4	3	45	42	34	47	33	34	57	47	68	5641
5	Trailers	2880	18	1	0	19	15	10	26	14	10	22	15	23	3053
6	Construction Moving Equipment	160	4	0	1	4	6	4	5	3	4	5	4	3	203
7	Private Service Vehicle	4	0	0	0	0	0	0	0	0	0	0	0	0	4
8	Other Vehicles	1395	1	1	0	2	2	5	5	4	3	1	62	2	1483
	TOTAL NON TRANSPORT VEHICLES(A)	565410	1521	668	774	2569	1891	2605	2399	3093	2546	2169	2125	2253	590023
9	TRANSPORT VEHICLE														
a.	Multi Axled/Articulated Vehicle	20	0	0	0	0	0	0	0	0	0	0	0	0	20
b.	Trucks and Lorries	12475	37	15	13	41	52	92	41	62	71	81	48	81	13109
	TOTAL	12495	37	15	13	41	52	92	41	62	71	81	48	81	13129
10	LIGHT GOODS VEHICLES														
a.	Four Wheeler	11768	62	4	11	76	54	70	75	66	37	66	63	70	12422
b.	Three Wheeler	1699	1	0	2	5	6	6	6	16	14	7	10	5	1777
	TOTAL	13467	63	4	13	81	60	76	81	82	51	73	73	75	14199
11	Buses	4004	0	2	0	4	0	0	0	3	1	0	1	0	4015
	TOTAL	4004	0	2	0	4	0	0	0	3	1	0	1	0	4015
12	TAXIES														
a.	Motor Cabs	2463	5	1	2	16	9	10	4	6	7	5	5	11	2544
b.	Maxi Cabs	1308	1	0	0	1	0	0	0	0	0	0	0	0	1310
c.	Others	1	0	0	0	0	0	0	0	0	0	0	0	0	1
	TOTAL	3772	6	1	2	17	9	10	4	6	7	5	5	11	3855
13	LMV PASSENGER														
a.	Three Seater(A/R)	7903	22	2	12	34	22	31	44	44	32	76	36	54	8312
14	Other Vehicles	1418	7	0	0	8	2	7	7	4	11	5	5	6	1480
	TOTAL	9321	29	2	12	42	24	38	51	48	43	81	41	60	9792
	TOTAL TRANSPORT (B)	43059	135	24	40	185	145	216	177	201	173	240	168	227	44990
	TOTAL (A)+(B)	608469	1656	692	814	2754	2036	2821	2576	3294	2719	2409	2293	2480	635013

## 23. CHIKKODI (KA-23)

Sl. No.	CATEGORY OF VEHICLES	AS ON 31-03-2021	VEHICLES NEWLY REGISTERED IN THE YEAR 2021-22												AS ON 31-03-2022
			APRIL	MAY	JUNE	JULY	AUG.	SEPT.	OCTR.	NOVR.	DECR.	JAN.	FEB.	MARCH	
NON TRANSPORT VEHICLE															
1	Two Wheelers	374938	717	68	500	1050	794	723	1217	780	1806	549	763	1109	385014
2	Cars	19402	54	6	48	105	70	108	103	81	113	68	83	93	20334
3	Omni Buses	750	0	0	0	2	0	0	0	0	0	0	0	0	752
4	Tractors	24704	57	3	27	124	58	58	128	20	71	40	67	89	25446
5	Trailers	17159	53	3	10	111	105	83	229	32	68	26	47	65	17991
6	Construction Moving Equipment	141	4	0	4	11	5	2	0	4	4	2	2	3	182
7	Private Service Vehicle	1	0	0	0	0	0	0	0	0	0	0	0	0	1
8	Other Vehicles	903	4	0	0	1	4	2	6	0	6	1	2	2	931
	TOTAL NON TRANSPORT VEHICLES(A)	437998	889	80	589	1404	1036	976	1683	917	2068	686	964	1361	450651
9	TRANSPORT VEHICLE														
a.	Multi Axled/Articulated Vehicle	10	0	0	0	1	0	0	0	0	0	0	0	0	11
b.	Trucks and Lorries	8062	9	4	0	4	9	9	7	9	2	14	14	17	8160
	TOTAL	8072	9	4	0	5	9	9	7	9	2	14	14	17	8171
10	LIGHT GOODS VEHICLES														
a.	Four Wheeler	10495	22	4	9	34	28	29	30	18	27	26	26	32	10780
b.	Three Wheeler	784	2	0	0	0	0	1	0	0	4	0	0	2	793
	TOTAL	11279	24	4	9	34	28	30	30	18	31	26	26	34	11573
11	Buses	5376	0	0	0	0	0	0	1	0	3	0	2	0	5382
	TOTAL	5376	0	0	0	0	0	0	1	0	3	0	2	0	5382
12	TAXIES														
a.	Motor Cabs	1105	0	1	0	5	4	1	0	1	1	2	2	2	1124
b.	Maxi Cabs	855	0	0	1	0	0	0	1	0	0	0	0	0	857
c.	Others	0	0	0	0	0	0	0	0	0	0	0	0	0	0
	TOTAL	1960	0	1	1	5	4	1	1	1	1	2	2	2	1981
13	LMV PASSENGER														
a.	Three Seater(A/R)	3236	2	0	1	0	0	5	2	2	5	3	4	3	3263
14	Other Vehicles	1237	2	0	1	2	1	0	1	0	1	2	3	3	1253
	TOTAL	4473	4	0	2	2	1	5	3	2	6	5	7	6	4516
	TOTAL TRANSPORT (B)	31160	37	9	12	46	42	45	42	30	43	47	51	59	31623
	TOTAL (A)+(B)	374938	926	89	601	1450	1078	1021	1725	947	2111	733	1015	1420	388054

## 24. BAILAHONGAL (KA-24)

Sl. No.	CATEGORY OF VEHICLES	AS ON 31-03-2021	VEHICLES NEWLY REGISTERED IN THE YEAR 2021-22												AS ON 31-03-2022
			APRIL	MAY	JUNE	JULY	AUG.	SEPT.	OCTR.	NOVR.	DECR.	JAN.	FEB.	MARCH	
NON TRANSPORT VEHICLE															
1	Two Wheelers	158993	295	0	0	633	483	367	463	440	869	242	354	399	163538
2	Cars	15090	29	0	27	56	22	66	48	36	28	22	39	22	15485
3	Omni Buses	242	0	0	0	0	0	0	0	0	0	0	0	0	242
4	Tractors	17217	45	0	16	61	78	123	55	53	72	64	102	86	17972
5	Trailers	9605	13	0	4	15	34	30	33	20	15	10	19	30	9828
6	Construction Moving Equipment	58	2	0	2	3	1	3	2	0	1	1	1	1	75
7	Private Service Vehicle	14	0	0	0	0	0	0	0	0	0	0	0	0	14
8	Other Vehicles	369	0	0	0	0	0	0	0	2	0	0	0	0	371
	TOTAL NON TRANSPORT VEHICLES(A)	201588	384	0	49	768	618	589	601	551	985	339	515	538	207525
9	TRANSPORT VEHICLE														
a.	Multi Axled/Articulated Vehicle	2	0	0	0	0	0	0	0	0	0	0	0	0	2
b.	Trucks and Lorries	2523	1	0	0	1	2	0	2	0	0	0	2	0	2531
	TOTAL	2525	1	0	0	1	2	0	2	0	0	0	2	0	2533
10	LIGHT GOODS VEHICLES														
a.	Four Wheeler	5383	7	0	3	13	10	12	7	9	13	3	4	4	5468
b.	Three Wheeler	1332	0	0	3	1	1	3	1	0	3	3	4	2	1353
	TOTAL	6715	7	0	6	14	11	15	8	9	16	6	8	6	6821
11	Buses	778	0	0	0	0	0	0	0	0	0	0	0	0	778
	TOTAL	778	0	0	0	0	0	0	0	0	0	0	0	0	778
12	TAXIES														
a.	Motor Cabs	1121	3	0	0	1	2	0	1	1	0	0	0	0	1129
b.	Maxi Cabs	1076	0	0	0	0	0	0	0	0	0	0	1	0	1077
c.	Others	0	0	0	0	0	0	0	0	0	0	0	0	0	0
	TOTAL	2197	3	0	0	1	2	0	1	1	0	0	1	0	2206
13	LMV PASSENGER														
a.	Three Seater(A/R)	1860	3	0	1	1	3	5	7	1	6	2	4	3	1896
14	Other Vehicles	595	0	0	0	0	2	3	2	2	1	0	0	1	606
	TOTAL	2455	3	0	1	1	5	8	9	3	7	2	4	4	2502
	TOTAL TRANSPORT (B)	14670	14	0	7	17	20	23	20	13	23	8	15	10	14840
	TOTAL (A)+(B)	216258	398	0	56	785	638	612	621	564	1008	347	530	548	222365

## 25. DHARWAD (KA-25)

Sl. No.	CATEGORY OF VEHICLES	AS ON 31-03-2021	VEHICLES NEWLY REGISTERED IN THE YEAR 2021-22												AS ON 31-03-2022
			APRIL	MAY	JUNE	JULY	AUG.	SEPT.	OCTR.	NOVR.	DECR.	JAN.	FEB.	MARCH	
	<b>NON TRANSPORT VEHICLE</b>														
1	Two Wheelers	472826	853	0	463	1352	959	1241	488	1583	1624	836	781	1147	484153
2	Cars	83290	260	1	195	402	259	526	249	317	272	319	210	270	86570
3	Omni Buses	418	0	0	0	1	1	0	0	0	0	1	0	0	421
4	Tractors	24862	50	0	22	142	118	119	76	99	107	161	94	128	25978
5	Trailers	15083	18	0	7	31	24	37	18	20	22	24	26	29	15339
6	Construction Moving Equipment	254	5	0	3	9	6	7	2	3	5	2	5	9	310
7	Private Service Vehicle	1	0	0	0	0	0	0	0	0	0	0	0	0	1
8	Other Vehicles	1835	5	0	0	4	7	4	4	10	9	5	1	1	1885
	<b>TOTAL NON TRANSPORT VEHICLES(A)</b>	<b>598569</b>	<b>1191</b>	<b>1</b>	<b>690</b>	<b>1941</b>	<b>1374</b>	<b>1934</b>	<b>837</b>	<b>2032</b>	<b>2039</b>	<b>1348</b>	<b>1117</b>	<b>1584</b>	<b>614657</b>
9	<b>TRANSPORT VEHICLE</b>														
a.	Multi Axled/Articulated Vehicle	72	0	0	0	0	0	0	0	0	0	0	0	0	72
b.	Trucks and Lorries	18335	8	1	13	14	17	15	8	25	16	32	20	30	18534
	<b>TOTAL</b>	<b>18407</b>	<b>8</b>	<b>1</b>	<b>13</b>	<b>14</b>	<b>17</b>	<b>15</b>	<b>8</b>	<b>25</b>	<b>16</b>	<b>32</b>	<b>20</b>	<b>30</b>	<b>18606</b>
10	<b>LIGHT GOODS VEHICLES</b>														
a.	Four Wheeler	14635	33	1	61	96	69	72	48	64	109	64	47	117	15416
b.	Three Wheeler	4384	3	0	5	11	4	7	4	4	10	2	2	5	4441
	<b>TOTAL</b>	<b>19019</b>	<b>36</b>	<b>1</b>	<b>66</b>	<b>107</b>	<b>73</b>	<b>79</b>	<b>52</b>	<b>68</b>	<b>119</b>	<b>66</b>	<b>49</b>	<b>122</b>	<b>19857</b>
11	Buses	7918	0	1	0	0	0	1	0	0	0	2	1	2	7925
	<b>TOTAL</b>	<b>7918</b>	<b>0</b>	<b>1</b>	<b>0</b>	<b>0</b>	<b>0</b>	<b>1</b>	<b>0</b>	<b>0</b>	<b>0</b>	<b>2</b>	<b>1</b>	<b>2</b>	<b>7925</b>
12	<b>TAXIES</b>														
a.	Motor Cabs	4156	8	0	3	11	7	18	2	5	8	5	6	11	4240
b.	Maxi Cabs	2718	2	0	1	0	1	1	2	0	1	2	1	4	2733
c.	Others	10	0	0	0	0	0	0	0	0	0	0	0	0	10
	<b>TOTAL</b>	<b>6884</b>	<b>10</b>	<b>0</b>	<b>4</b>	<b>11</b>	<b>8</b>	<b>19</b>	<b>4</b>	<b>5</b>	<b>9</b>	<b>7</b>	<b>7</b>	<b>15</b>	<b>6983</b>
13	<b>LMV PASSENGER</b>														
a.	Three Seater(A/R)	20228	0	0	1	0	1	0	3	1	5	3	2	7	20251
14	Other Vehicles	5895	1	0	6	5	2	2	2	3	6	1	7	6	5936
	<b>TOTAL</b>	<b>26123</b>	<b>1</b>	<b>0</b>	<b>7</b>	<b>5</b>	<b>3</b>	<b>2</b>	<b>5</b>	<b>4</b>	<b>11</b>	<b>4</b>	<b>9</b>	<b>13</b>	<b>26187</b>
	<b>TOTAL TRANSPORT (B)</b>	<b>78351</b>	<b>55</b>	<b>3</b>	<b>90</b>	<b>137</b>	<b>101</b>	<b>116</b>	<b>69</b>	<b>102</b>	<b>155</b>	<b>111</b>	<b>86</b>	<b>182</b>	<b>79558</b>
	<b>TOTAL (A)+(B)</b>	<b>676920</b>	<b>1246</b>	<b>4</b>	<b>780</b>	<b>2078</b>	<b>1475</b>	<b>2050</b>	<b>906</b>	<b>2134</b>	<b>2194</b>	<b>1459</b>	<b>1203</b>	<b>1766</b>	<b>694215</b>

## 26. GADAG (KA-26)

Sl. No.	CATEGORY OF VEHICLES	AS ON 31-03-2021	VEHICLES NEWLY REGISTERED IN THE YEAR 2021-22												AS ON 31-03-2022
			APRIL	MAY	JUNE	JULY	AUG.	SEPT.	OCTR.	NOVR.	DECR.	JAN.	FEB.	MARCH	
NON TRANSPORT VEHICLE															
1	Two Wheelers	197262	460	116	163	1035	1385	872	952	706	1667	712	757	723	206810
2	Cars	18680	41	25	24	126	158	150	113	72	105	107	73	107	19781
3	Omni Buses	161	0	0	0	1	0	0	0	0	1	0	0	0	163
4	Tractors	20626	64	0	38	116	196	220	200	61	155	193	193	207	22269
5	Trailers	10787	23	0	12	30	55	67	37	22	37	35	43	64	11212
6	Construction Moving Equipment	97	4	3	2	5	1	8	5	1	7	3	13	1	150
7	Private Service Vehicle	5	0	0	0	0	0	0	0	0	0	0	0	0	5
8	Other Vehicles	1150	3	0	0	5	2	5	2	0	4	1	0	1	1173
	TOTAL NON TRANSPORT VEHICLES(A)	248768	595	144	239	1318	1797	1322	1309	862	1976	1051	1079	1103	261563
9	TRANSPORT VEHICLE														
a.	Multi Axled/Articulated Vehicle	13	0	0	0	0	0	0	0	0	0	0	0	0	13
b.	Trucks and Lorries	3668	8	1	0	4	3	12	12	7	19	10	6	10	3760
	TOTAL	3681	8	1	0	4	3	12	12	7	19	10	6	10	3773
10	LIGHT GOODS VEHICLES														
a.	Four Wheeler	6347	16	0	8	39	52	52	40	30	96	39	33	41	6793
b.	Three Wheeler	3111	5	0	0	13	2	9	5	2	8	4	8	4	3171
	TOTAL	9458	21	0	8	52	54	61	45	32	104	43	41	45	9964
11	Buses	2380	0	0	0	0	0	0	0	0	0	1	0	1	2382
	TOTAL	2380	0	0	0	0	0	0	0	0	0	1	0	1	2382
12	TAXIES														
a.	Motor Cabs	2402	2	0	5	9	9	11	2	0	2	4	6	4	2456
b.	Maxi Cabs	2104	1	0	0	1	1	0	0	4	0	0	0	0	2111
c.	Others	0	0	0	0	0	0	0	0	0	0	0	0	0	0
	TOTAL	4506	3	0	5	10	10	11	2	4	2	4	6	4	4567
13	LMV PASSENGER														
a.	Three Seater(A/R)	7397	12	0	0	27	11	26	16	11	39	16	27	14	7596
14	Other Vehicles	765	8	0	1	6	3	7	3	4	7	3	4	3	814
	TOTAL	8162	20	0	1	33	14	33	19	15	46	19	31	17	8410
	TOTAL TRANSPORT (B)	28187	52	1	14	99	81	117	78	58	171	77	84	77	29096
	TOTAL (A)+(B)	276955	647	145	253	1417	1878	1439	1387	920	2147	1128	1163	1180	290659

## 27. HAVERI (KA-27)

Sl. No.	CATEGORY OF VEHICLES	AS ON 31-03-2021	VEHICLES NEWLY REGISTERED IN THE YEAR 2021-22												AS ON 31-03-2022
			APRIL	MAY	JUNE	JULY	AUG.	SEPT.	OCTR.	NOVR.	DECR.	JAN.	FEB.	MARCH	
NON TRANSPORT VEHICLE															
1	Two Wheelers	287413	651	0	347	1139	1008	713	966	1058	1644	761	691	1176	297567
2	Cars	23269	49	0	65	103	67	118	107	69	65	82	62	76	24132
3	Omni Buses	62	0	0	0	0	0	0	0	0	0	0	0	0	62
4	Tractors	21793	85	0	44	115	163	137	162	81	169	198	142	147	23236
5	Trailers	6539	21	0	9	22	31	21	44	12	29	27	27	35	6817
6	Construction Moving Equipment	78	3	0	2	2	1	2	7	9	2	3	1	4	114
7	Private Service Vehicle	5	0	0	0	0	0	0	0	0	0	0	0	0	5
8	Other Vehicles	1646	3	0	1	7	2	3	4	9	3	2	0	10	1690
	TOTAL NON TRANSPORT VEHICLES(A)	340805	812	0	468	1388	1272	994	1290	1238	1912	1073	923	1448	353623
9	TRANSPORT VEHICLE														
a.	Multi Axled/Articulated Vehicle	1	0	0	0	0	0	0	0	0	0	0	0	0	1
b.	Trucks and Lorries	3981	8	0	17	1	7	6	8	3	10	12	6	16	4075
	TOTAL	3982	8	0	17	1	7	6	8	3	10	12	6	16	4076
10	LIGHT GOODS VEHICLES														
a.	Four Wheeler	8758	13	0	27	38	40	47	70	45	34	39	25	52	9188
b.	Three Wheeler	3730	6	0	5	16	10	6	11	6	16	10	8	10	3834
	TOTAL	12488	19	0	32	54	50	53	81	51	50	49	33	62	13022
11	Buses	1544	0	2	0	4	3	1	0	0	0	0	0	0	1554
	TOTAL	1544	0	2	0	4	3	1	0	0	0	0	0	0	1554
12	TAXIES														
a.	Motor Cabs	2544	5	0	6	4	7	6	2	2	11	11	5	14	2617
b.	Maxi Cabs	1875	0	0	0	0	0	0	0	2	2	1	1	0	1881
c.	Others	0	0	0	0	0	0	0	0	0	0	0	0	0	0
	TOTAL	4419	5	0	6	4	7	6	2	4	13	12	6	14	4498
13	LMV PASSENGER														
a.	Three Seater(A/R)	8778	10	0	8	6	6	4	11	10	14	17	13	14	8891
14	Other Vehicles	819	1	0	1	3	5	3	1	2	2	8	10	2	857
	TOTAL	9597	11	0	9	9	11	7	12	12	16	25	23	16	9748
	TOTAL TRANSPORT (B)	32030	43	2	64	72	78	73	103	70	89	98	68	108	32898
	TOTAL (A)+(B)	372835	855	2	532	1460	1350	1067	1393	1308	2001	1171	991	1556	386521

## 28. VIJAYAPURA (KA-28)

Sl. No.	Category of Vehicles	AS ON 31-03-2021	VEHICLES NEWLY REGISTERED IN THE YEAR 2021-22												AS ON 31-03-2022
			APRIL	MAY	JUNE	JULY	AUG.	SEPT.	OCTR.	NOVR.	DECR.	JAN.	FEB.	MARCH	
NON TRANSPORT VEHICLE															
1	Two Wheelers	419231	1573	0	276	3409	2341	2462	1766	1726	3110	1891	1725	1864	441374
2	Cars	39711	152	19	159	267	246	316	249	208	227	298	161	243	42256
3	Omni Buses	304	0	0	0	3	1	0	1	0	1	0	0	1	311
4	Tractors	35693	248	3	3	443	443	516	299	341	275	346	379	277	39266
5	Trailers	18363	61	1	0	81	96	104	99	87	62	34	55	47	19090
6	Construction Moving Equipment	341	16	3	8	31	19	23	16	18	11	3	10	11	510
7	Private Service Vehicle	3	0	0	0	0	0	0	0	0	0	0	0	0	3
8	Other Vehicles	2290	4	0	2	39	20	17	19	4	5	3	16	15	2434
	TOTAL NON TRANSPORT VEHICLES(A)	515936	2054	26	448	4273	3166	3438	2449	2384	3691	2575	2346	2458	545244
9	TRANSPORT VEHICLE														
a.	Multi Axled/Articulated Vehicle	312	0	0	0	0	0	0	0	1	0	0	0	0	313
b.	Trucks and Lorries	11836	26	8	27	31	30	33	63	38	27	62	42	51	12274
	TOTAL	12148	26	8	27	31	30	33	63	39	27	62	42	51	12587
10	LIGHT GOODS VEHICLES														
a.	Four Wheeler	13449	126	10	32	140	104	93	73	84	121	100	75	95	14502
b.	Three Wheeler	7480	21	0	13	27	29	27	15	16	36	22	20	18	7724
	TOTAL	20929	147	10	45	167	133	120	88	100	157	122	95	113	22226
11	Buses	3654	0	0	0	0	0	0	4	6	4	2	3	0	3673
	TOTAL	3654	0	0	0	0	0	0	4	6	4	2	3	0	3673
12	TAXIES														
a.	Motor Cabs	4503	23	2	6	24	23	12	11	7	11	18	13	8	4661
b.	Maxi Cabs	1938	0	0	1	1	1	0	1	0	0	1	0	2	1945
c.	Others	0	0	0	0	0	0	0	0	0	0	0	0	0	0
	TOTAL	6441	23	2	7	25	24	12	12	7	11	19	13	10	6606
13	LMV PASSENGER														
a.	Three Seater(A/R)	10592	18	1	2	12	20	13	17	11	27	39	29	29	10810
14	Other Vehicles	3004	6	1	0	9	8	4	4	2	1	7	1	3	3050
	TOTAL	13596	24	2	2	21	28	17	21	13	28	46	30	32	13860
	TOTAL TRANSPORT (B)	56768	220	22	81	244	215	182	188	165	227	251	183	206	58952
	TOTAL (A)+(B)	572704	2274	48	529	4517	3381	3620	2637	2549	3918	2826	2529	2664	604196



## 29. BAGALKOTE (KA-29)

Sl. No.	CATEGORY OF VEHICLES	AS ON 31-03-2021	VEHICLES NEWLY REGISTERED IN THE YEAR 2021-22												AS ON 31-03-2022
			APRIL	MAY	JUNE	JULY	AUG.	SEPT.	OCTR.	NOVR.	DECR.	JAN.	FEB.	MARCH	
NON TRANSPORT VEHICLE															
1	Two Wheelers	239034	384	216	395	1263	1290	1026	964	561	1610	942	720	1056	249461
2	Cars	23512	33	52	88	111	136	162	100	107	120	89	89	137	24736
3	Omni Buses	131	0	0	0	0	0	0	0	0	0	0	0	1	132
4	Tractors	17297	81	11	12	59	210	92	125	89	119	115	114	120	18444
5	Trailers	13402	25	14	6	22	90	41	52	52	46	31	46	38	13865
6	Construction Moving Equipment	111	1	1	5	5	5	4	4	1	2	1	3	5	148
7	Private Service Vehicle	3	0	0	0	0	0	0	0	0	0	0	0	0	3
8	Other Vehicles	1358	0	1	4	1	4	19	86	3	4	3	3	6	1492
	TOTAL NON TRANSPORT VEHICLES(A)	294848	524	295	510	1461	1735	1344	1331	813	1901	1181	975	1363	308281
9	TRANSPORT VEHICLE														
a.	Multi Axled/Articulated Vehicle	47	0	0	0	0	0	0	0	0	0	0	0	0	47
b.	Trucks and Lorries	4592	19	8	13	11	6	18	20	15	10	8	9	21	4750
	TOTAL	4639	19	8	13	11	6	18	20	15	10	8	9	21	4797
10	LIGHT GOODS VEHICLES														
a.	Four Wheeler	6010	12	10	54	106	31	73	30	33	29	24	60	61	6533
b.	Three Wheeler	1927	0	0	2	13	3	7	6	3	17	2	5	11	1996
	TOTAL	7937	12	10	56	119	34	80	36	36	46	26	65	72	8529
11	Buses	2188	0	0	0	0	0	0	0	1	6	1	1	1	2198
	TOTAL	2188	0	0	0	0	0	0	0	1	6	1	1	1	2198
12	TAXIES														
a.	Motor Cabs	2609	4	3	1	8	6	11	7	1	8	10	7	18	2693
b.	Maxi Cabs	1274	0	0	1	1	0	1	0	2	0	0	0	1	1280
c.	Others	0	0	0	0	0	0	0	0	0	0	0	0	0	0
	TOTAL	3883	4	3	2	9	6	12	7	3	8	10	7	19	3973
13	LMV PASSENGER														
a.	Three Seater(A/R)	8105	0	4	4	13	6	8	6	12	12	5	11	13	8199
14	Other Vehicles	1271	3	2	6	2	7	7	4	1	1	1	2	14	1321
	TOTAL	9376	3	6	10	15	13	15	10	13	13	6	13	27	9520
	TOTAL TRANSPORT (B)	28023	38	27	81	154	59	125	73	68	83	51	95	140	29017
	TOTAL (A)+(B)	322871	562	322	591	1615	1794	1469	1404	881	1984	1232	1070	1503	337298



## 30. KARWAR (KA-30)

Sl. No.	CATEGORY OF VEHICLES	AS ON 31-03-2021	VEHICLES NEWLY REGISTERED IN THE YEAR 2021-22												AS ON 31-03-2022
			APRIL	MAY	JUNE	JULY	AUG.	SEPT.	OCTR.	NOVR.	DECR.	JAN.	FEB.	MARCH	
NON TRANSPORT VEHICLE															
1	Two Wheelers	110565	307	0	78	347	208	308	225	304	537	206	240	345	113670
2	Cars	13873	94	0	44	64	56	75	58	60	47	58	38	73	14540
3	Omni Buses	8	0	0	0	0	0	0	0	0	1	0	0	0	9
4	Tractors	215	0	0	0	0	0	1	0	0	4	0	0	0	220
5	Trailers	191	0	0	0	0	0	1	0	0	0	0	0	0	192
6	Construction Moving Equipment	19	0	0	0	1	0	0	1	0	2	1	0	0	24
7	Private Service Vehicle	0	0	0	0	0	0	0	0	0	0	0	0	0	0
8	Other Vehicles	524	2	0	5	15	12	0	6	0	0	0	1	1	566
	TOTAL NON TRANSPORT VEHICLES(A)	125395	403	0	127	427	276	385	290	364	591	265	279	419	129221
9	TRANSPORT VEHICLE														
a.	Multi Axled/Articulated Vehicle	2	0	0	0	0	0	0	0	0	0	0	0	0	2
b.	Trucks and Lorries	4389	4	0	2	3	3	14	1	2	10	23	3	2	4456
	TOTAL	4391	4	0	2	3	3	14	1	2	10	23	3	2	4458
10	LIGHT GOODS VEHICLES														
a.	Four Wheeler	2862	7	0	3	10	9	14	4	16	19	11	9	15	2979
b.	Three Wheeler	1437	0	0	0	0	0	1	1	1	5	2	1	4	1452
	TOTAL	4299	7	0	3	10	9	15	5	17	24	13	10	19	4431
11	Buses	258	0	0	1	2	0	0	0	0	1	0	0	0	262
	TOTAL	258	0	0	1	2	0	0	0	0	1	0	0	0	262
12	TAXIES														
a.	Motor Cabs	1471	11	0	6	4	2	1	3	4	11	8	8	9	1538
b.	Maxi Cabs	705	0	0	0	0	0	0	0	0	0	0	0	0	705
c.	Others	10	0	0	0	0	0	0	0	0	0	0	0	0	10
	TOTAL	2186	11	0	6	4	2	1	3	4	11	8	8	9	2253
13	LMV PASSENGER														
a.	Three Seater(A/R)	3888	12	0	1	9	7	19	10	20	14	17	12	18	4027
14	Other Vehicles	412	0	4	0	1	0	3	0	1	0	2	2	0	425
	TOTAL	4300	12	4	1	10	7	22	10	21	14	19	14	18	4452
	TOTAL TRANSPORT (B)	15434	34	4	13	29	21	52	19	44	60	63	35	48	15856
	TOTAL (A)+(B)	140829	437	4	140	456	297	437	309	408	651	328	314	467	145077

## 31. SIRSI (KA-31)

Sl. No.	CATEGORY OF VEHICLES	AS ON 31-03-2021	VEHICLES NEWLY REGISTERED IN THE YEAR 2021-22												AS ON 31-03-2022
			APRIL	MAY	JUNE	JULY	AUG.	SEPT.	OCTR.	NOVR.	DECR.	JAN.	FEB.	MARCH	
NON TRANSPORT VEHICLE															
1	Two Wheelers	176280	359	167	281	692	497	619	487	866	941	516	498	763	182966
2	Cars	27375	121	3	93	136	108	161	99	127	115	155	90	144	28727
3	Omni Buses	76	0	0	0	0	0	0	0	0	0	0	1	0	77
4	Tractors	3249	25	10	6	20	49	70	35	36	28	16	36	51	3631
5	Trailers	1087	11	1	3	5	13	23	3	10	10	6	8	12	1192
6	Construction Moving Equipment	41	2	1	1	1	0	4	1	2	0	4	3	2	62
7	Private Service Vehicle	2	0	0	0	0	0	0	0	1	0	0	0	0	3
8	Other Vehicles	735	14	6	2	17	3	3	3	3	2	2	4	27	821
	TOTAL NON TRANSPORT VEHICLES(A)	208845	532	188	386	871	670	880	628	1045	1096	699	640	999	217479
9	TRANSPORT VEHICLE														
a.	Multi Axled/Articulated Vehicle	2	0	0	0	0	0	0	0	0	0	0	0	0	2
b.	Trucks and Lorries	3082	0	2	2	3	2	4	2	5	3	0	21	2	3128
	TOTAL	3084	0	2	2	3	2	4	2	5	3	0	21	2	3130
10	LIGHT GOODS VEHICLES														
a.	Four Wheeler	4902	20	8	10	21	32	36	22	27	32	31	31	35	5207
b.	Three Wheeler	1604	1	0	1	2	0	2	2	2	0	1	1	2	1618
	TOTAL	6506	21	8	11	23	32	38	24	29	32	32	32	37	6825
11	Buses	2726	0	0	0	0	1	1	0	0	2	1	0	0	2731
	TOTAL	2726	0	0	0	0	1	1	0	0	2	1	0	0	2731
12	TAXIES														
a.	Motor Cabs	1172	1	2	0	5	4	7	0	2	4	4	3	6	1210
b.	Maxi Cabs	617	0	0	0	0	0	0	0	0	0	0	0	0	617
c.	Others	0	0	0	0	0	0	0	0	0	0	0	0	0	0
	TOTAL	1789	1	2	0	5	4	7	0	2	4	4	3	6	1827
13	LMV PASSENGER														
a.	Three Seater(A/R)	3014	6	0	1	5	3	7	7	6	8	6	6	14	3083
14	Other Vehicles	851	0	3	3	3	10	2	3	3	3	0	3	2	886
	TOTAL	3865	6	3	4	8	13	9	10	9	11	6	9	16	3969
	TOTAL TRANSPORT (B)	17970	28	15	17	39	52	59	36	45	52	43	65	61	18482
	TOTAL (A)+(B)	226815	560	203	403	910	722	939	664	1090	1148	742	705	1060	235961

## 32. KALABURAGI (KA-32)

Sl. No.	CATEGORY OF VEHICLES	AS ON 31-03-2021	VEHICLES NEWLY REGISTERED IN THE YEAR 2021-22												AS ON 31-03-2022
			APRIL	MAY	JUNE	JULY	AUG.	SEPT.	OCTR.	NOVR.	DECR.	JAN.	FEB.	MARCH	
NON TRANSPORT VEHICLE															
1	Two Wheelers	427521	1473	124	1198	2200	2136	1910	1409	2019	2229	1901	1714	1895	447729
2	Cars	43574	182	48	150	209	266	262	170	239	160	298	175	198	45931
3	Omni Buses	1113	7	0	4	8	10	11	10	6	12	18	8	9	1216
4	Tractors	19838	73	32	44	216	126	188	137	99	186	182	220	228	21569
5	Trailers	8613	11	16	11	43	26	32	48	22	33	37	48	44	8984
6	Construction Moving Equipment	155	5	0	3	10	2	14	7	5	5	6	5	9	226
7	Private Service Vehicle	2	0	0	0	0	0	0	0	0	0	0	0	0	2
8	Other Vehicles	3153	4	2	3	6	32	14	12	4	11	19	11	8	3279
	TOTAL NON TRANSPORT VEHICLES(A)	503969	1755	222	1413	2692	2598	2431	1793	2394	2636	2461	2181	2391	528936
9	TRANSPORT VEHICLE														
a.	Multi Axled/Articulated Vehicle	98	0	0	0	0	0	0	0	0	0	0	0	0	98
b.	Trucks and Lorries	18216	52	25	25	26	19	25	17	44	33	51	36	35	18604
	TOTAL	18314	52	25	25	26	19	25	17	44	33	51	36	35	18702
10	LIGHT GOODS VEHICLES														
a.	Four Wheeler	9223	46	4	43	45	50	92	90	53	60	91	52	82	9931
b.	Three Wheeler	8569	10	0	9	13	16	12	13	15	11	9	9	15	8701
	TOTAL	17792	56	4	52	58	66	104	103	68	71	100	61	97	18632
11	Buses	7363	0	0	0	0	0	0	1	1	10	2	3	1	7381
	TOTAL	7363	0	0	0	0	0	0	1	1	10	2	3	1	7381
12	TAXIES														
a.	Motor Cabs	4248	17	6	19	27	10	17	12	8	17	21	28	20	4450
b.	Maxi Cabs	2182	1	0	0	1	2	3	0	0	1	0	0	6	2196
c.	Others	11	0	0	0	0	0	0	0	0	0	0	0	0	11
	TOTAL	6441	18	6	19	28	12	20	12	8	18	21	28	26	6657
13	LMV PASSENGER														
a.	Three Seater(A/R)	19101	25	0	10	28	46	58	72	68	42	81	88	65	19684
14	Other Vehicles	5948	5	3	8	2	10	7	7	4	7	4	6	5	6016
	TOTAL	25049	30	3	18	30	56	65	79	72	49	85	94	70	25700
	TOTAL TRANSPORT (B)	74959	156	38	114	142	153	214	212	193	181	259	222	229	77072
	TOTAL (A)+(B)	578928	1911	260	1527	2834	2751	2645	2005	2587	2817	2720	2403	2620	606008

## 33. YADGIRI (KA-33)

Sl. No.	CATEGORY OF VEHICLES	AS ON 31-03-2021	VEHICLES NEWLY REGISTERED IN THE YEAR 2021-22												AS ON 31-03-2022
			APRIL	MAY	JUNE	JULY	AUG.	SEPT.	OCTR.	NOVR.	DECR.	JAN.	FEB.	MARCH	
NON TRANSPORT VEHICLE															
1	Two Wheelers	147547	414	114	338	1686	436	795	790	475	1294	727	786	1035	156437
2	Cars	11902	34	1	38	100	76	84	32	63	52	65	55	65	12567
3	Omni Buses	324	4	0	2	4	3	3	0	3	2	1	0	1	347
4	Tractors	15164	85	0	14	223	31	72	26	67	86	98	110	183	16159
5	Trailers	6020	14	0	5	17	3	12	9	14	12	18	16	27	6167
6	Construction Moving Equipment	158	5	0	3	8	3	11	6	4	8	4	1	3	214
7	Private Service Vehicle	4	0	0	0	0	0	0	0	0	0	0	0	0	4
8	Other Vehicles	1359	35	0	95	37	2	7	3	0	3	2	1	1	1545
	TOTAL NON TRANSPORT VEHICLES(A)	182478	591	115	495	2075	554	984	866	626	1457	915	969	1315	193440
9	TRANSPORT VEHICLE														
a.	Multi Axled/Articulated Vehicle	4	0	0	0	0	0	0	0	0	0	0	0	0	4
b.	Trucks and Lorries	2505	7	0	2	5	7	12	4	6	8	7	5	11	2579
	TOTAL	2509	7	0	2	5	7	12	4	6	8	7	5	11	2583
10	LIGHT GOODS VEHICLES														
a.	Four Wheeler	4783	51	0	4	40	31	47	22	62	41	78	40	87	5286
b.	Three Wheeler	1348	1	0	2	6	6	2	2	5	9	3	1	7	1392
	TOTAL	6131	52	0	6	46	37	49	24	67	50	81	41	94	6678
11	Buses	1742	0	0	0	1	0	0	0	0	0	3	0	0	1746
	TOTAL	1742	0	0	0	1	0	0	0	0	0	3	0	0	1746
12	TAXIES														
a.	Motor Cabs	2074	8	0	3	9	3	6	1	3	5	5	3	8	2128
b.	Maxi Cabs	662	0	0	0	0	0	0	0	2	0	0	0	0	664
c.	Others	0	0	0	0	0	0	0	0	0	0	0	0	0	0
	TOTAL	2736	8	0	3	9	3	6	1	5	5	5	3	8	2792
13	LMV PASSENGER														
a.	Three Seater(A/R)	11387	11	0	2	22	9	11	10	19	21	14	10	18	11534
14	Other Vehicles	650	4	0	3	1	0	5	1	2	10	6	1	6	689
	TOTAL	12037	15	0	5	23	9	16	11	21	31	20	11	24	12223
	TOTAL TRANSPORT (B)	25155	82	0	16	84	56	83	40	99	94	116	60	137	26022
	TOTAL (A)+(B)	207633	673	115	511	2159	610	1067	906	725	1551	1031	1029	1452	219462

## 34. BELLARY (KA-34)

Sl. No.	CATEGORY OF VEHICLES	AS ON 31-03-2021	VEHICLES NEWLY REGISTERED IN THE YEAR 2021-22												AS ON 31-03-2022
			APRIL	MAY	JUNE	JULY	AUG.	SEPT.	OCTR.	NOVR.	DECR.	JAN.	FEB.	MARCH	
NON TRANSPORT VEHICLE															
1	Two Wheelers	289820	928	314	398	1183	1650	1511	865	730	1717	678	1144	1616	302554
2	Cars	29181	135	28	46	250	147	269	124	111	119	151	105	222	30888
3	Omni Buses	128	0	0	0	0	0	0	0	0	0	0	0	0	128
4	Tractors	15119	66	0	0	41	112	132	58	41	83	90	51	122	15915
5	Trailers	7313	32	0	0	4	9	28	13	10	18	18	15	31	7491
6	Construction Moving Equipment	199	7	2	3	17	8	28	1	4	7	5	4	10	295
7	Private Service Vehicle	8	0	1	0	0	1	2	2	0	0	0	0	0	14
8	Other Vehicles	1838	9	1	1	2	15	49	1	0	4	4	0	27	1951
	TOTAL NON TRANSPORT VEHICLES(A)	343606	1177	346	448	1497	1942	2019	1064	896	1948	946	1319	2028	359236
9	TRANSPORT VEHICLE														
a.	Multi Axled/Articulated Vehicle	174	0	9	0	0	0	0	0	0	10	0	10	0	203
b.	Trucks and Lorries	12931	20	17	18	46	72	67	51	78	43	44	57	69	13513
	TOTAL	13105	20	26	18	46	72	67	51	78	53	44	67	69	13716
LIGHT GOODS VEHICLES															
a.	Four Wheeler	8134	56	4	28	104	65	75	167	49	73	54	49	66	8924
b.	Three Wheeler	2368	10	3	0	11	7	5	6	7	11	10	3	14	2455
	TOTAL	10502	66	7	28	115	72	80	173	56	84	64	52	80	11379
11	Buses	3650	0	0	0	2	2	0	0	1	0	9	1	0	3665
	TOTAL	3650	0	0	0	2	2	0	0	1	0	9	1	0	3665
TAXIES															
a.	Motor Cabs	1759	3	0	5	11	7	8	3	2	4	6	3	21	1832
b.	Maxi Cabs	982	2	0	0	2	2	2	0	2	0	0	0	6	998
c.	Others	0	0	0	0	0	0	0	0	0	0	0	0	0	0
	TOTAL	2741	5	0	5	13	9	10	3	4	4	6	3	27	2830
LMV PASSENGER															
13	Three Seater(A/R)	10064	54	3	13	25	25	28	40	34	45	30	26	44	10431
14	Other Vehicles	3181	23	0	1	4	3	7	6	16	11	3	0	3	3258
	TOTAL	13245	77	3	14	29	28	35	46	50	56	33	26	47	13689
	TOTAL TRANSPORT (B)	43243	168	36	65	205	183	192	273	189	197	156	149	223	45279
	TOTAL (A)+(B)	386849	1345	382	513	1702	2125	2211	1337	1085	2145	1102	1468	2251	404515

## 35. HOSPET (KA-35)

Sl. No.	CATEGORY OF VEHICLES	AS ON 31-03-2021	VEHICLES NEWLY REGISTERED IN THE YEAR 2021-22												AS ON 31-03-2022	
			APRIL	MAY	JUNE	JULY	AUG.	SEPT.	OCTR.	NOVR.	DECR.	JAN.	FEB.	MARCH		
	<b>NON TRANSPORT VEHICLE</b>															
1	Two Wheelers	288973	881	487	126	915	2352	1610	2017	646	1771	1849	1597	1611		304835
2	Cars	30209	77	39	48	176	154	176	162	108	145	151	117	164		31726
3	Omni Buses	193	5	1	0	0	0	0	0	0	0	0	0	0		199
4	Tractors	16590	49	0	80	145	277	231	65	86	202	193	86	242		18246
5	Trailers	7976	11	0	26	26	40	48	10	24	37	26	28	43		8295
6	Construction Moving Equipment	35	0	0	1	8	1	3	3	2	4	1	4	7		69
7	Private Service Vehicle	9	0	0	0	0	0	0	0	0	0	0	0	0		9
8	Other Vehicles	1232	5	0	1	2	28	2	108	3	1	4	28	16		1430
	<b>TOTAL NON TRANSPORT VEHICLES(A)</b>	<b>345217</b>	<b>1028</b>	<b>527</b>	<b>282</b>	<b>1272</b>	<b>2852</b>	<b>2070</b>	<b>2365</b>	<b>869</b>	<b>2160</b>	<b>2224</b>	<b>1860</b>	<b>2083</b>		<b>364809</b>
9	<b>TRANSPORT VEHICLE</b>															
a.	Multi Axled/Articulated Vehicle	444	26	0	19	10	0	1	0	0	0	15	1	0		516
b.	Trucks and Lorries	15446	43	30	45	65	35	63	41	43	48	76	41	46		16022
	<b>TOTAL</b>	<b>15890</b>	<b>69</b>	<b>30</b>	<b>64</b>	<b>75</b>	<b>35</b>	<b>64</b>	<b>41</b>	<b>43</b>	<b>48</b>	<b>91</b>	<b>42</b>	<b>46</b>		<b>16538</b>
10	<b>LIGHT GOODS VEHICLES</b>															
a.	Four Wheeler	9339	52	20	29	93	57	107	82	49	96	78	56	88		10146
b.	Three Wheeler	788	11	0	1	7	8	5	10	4	10	6	3	7		860
	<b>TOTAL</b>	<b>10127</b>	<b>63</b>	<b>20</b>	<b>30</b>	<b>100</b>	<b>65</b>	<b>112</b>	<b>92</b>	<b>53</b>	<b>106</b>	<b>84</b>	<b>59</b>	<b>95</b>		<b>11006</b>
11	Buses	2357	2	2	4	0	4	1	0	1	2	0	6	4		2383
	<b>TOTAL</b>	<b>2357</b>	<b>2</b>	<b>2</b>	<b>4</b>	<b>0</b>	<b>4</b>	<b>1</b>	<b>0</b>	<b>1</b>	<b>2</b>	<b>0</b>	<b>6</b>	<b>4</b>		<b>2383</b>
12	<b>TAXIES</b>															
a.	Motor Cabs	3106	8	4	6	15	14	1	4	4	6	6	6	17		3197
b.	Maxi Cabs	1676	1	0	0	2	3	3	0	1	0	2	0	1		1689
c.	Others	0	0	0	0	0	0	0	0	0	0	0	0	0		0
	<b>TOTAL</b>	<b>4782</b>	<b>9</b>	<b>4</b>	<b>6</b>	<b>17</b>	<b>17</b>	<b>4</b>	<b>4</b>	<b>5</b>	<b>6</b>	<b>8</b>	<b>6</b>	<b>18</b>		<b>4886</b>
13	<b>LMV PASSENGER</b>															
a.	Three Seater(A/R)	5296	28	3	9	22	22	27	25	24	38	23	13	41		5571
14	Other Vehicles	2768	8	5	12	7	20	17	18	16	7	6	5	10		2899
	<b>TOTAL</b>	<b>8064</b>	<b>36</b>	<b>8</b>	<b>21</b>	<b>29</b>	<b>42</b>	<b>44</b>	<b>43</b>	<b>40</b>	<b>45</b>	<b>29</b>	<b>18</b>	<b>51</b>		<b>8470</b>
	<b>TOTAL TRANSPORT (B)</b>	<b>41220</b>	<b>179</b>	<b>64</b>	<b>125</b>	<b>221</b>	<b>163</b>	<b>225</b>	<b>180</b>	<b>142</b>	<b>207</b>	<b>212</b>	<b>131</b>	<b>214</b>		<b>43283</b>
	<b>TOTAL (A)+(B)</b>	<b>386437</b>	<b>1207</b>	<b>591</b>	<b>407</b>	<b>1493</b>	<b>3015</b>	<b>2295</b>	<b>2545</b>	<b>1011</b>	<b>2367</b>	<b>2436</b>	<b>1991</b>	<b>2297</b>		<b>408092</b>

## 36. RAICHUR (KA-36)

Sl. No.	CATEGORY OF VEHICLES	AS ON 31-03-2021	VEHICLES NEWLY REGISTERED IN THE YEAR 2021-22												AS ON 31-03-2022
			APRIL	MAY	JUNE	JULY	AUG.	SEPT.	OCTR.	NOVR.	DECR.	JAN.	FEB.	MARCH	
NON TRANSPORT VEHICLE															
1	Two Wheelers	358529	1000	2	752	2331	2033	1728	1285	1145	2120	1853	1603	2197	376578
2	Cars	26167	111	1	133	216	176	178	161	126	127	144	88	194	27822
3	Omni Buses	529	8	0	5	0	7	4	6	1	3	1	1	2	567
4	Tractors	33990	106	1	38	303	319	249	216	162	221	295	192	344	36436
5	Trailers	10599	36	0	5	43	35	45	44	39	43	35	35	72	11031
6	Construction Moving Equipment	128	8	0	4	8	3	4	13	1	2	4	2	3	180
7	Private Service Vehicle	1	0	0	0	0	0	0	0	0	0	0	0	0	1
8	Other Vehicles	1408	12	0	26	25	12	8	45	5	8	9	14	23	1595
	TOTAL NON TRANSPORT VEHICLES(A)	431351	1281	4	963	2926	2585	2216	1770	1479	2524	2341	1935	2835	454210
9	TRANSPORT VEHICLE														
a.	Multi Axled/Articulated Vehicle	13	0	0	0	0	0	0	0	0	0	0	0	0	13
b.	Trucks and Lorries	6012	17	0	8	17	15	11	12	18	6	11	10	45	6182
	TOTAL	6025	17	0	8	17	15	11	12	18	6	11	10	45	6195
10	LIGHT GOODS VEHICLES														
a.	Four Wheeler	12053	28	0	27	54	104	54	42	46	64	46	60	75	12653
b.	Three Wheeler	2813	2	0	3	5	4	4	1	4	2	5	4	4	2851
	TOTAL	14866	30	0	30	59	108	58	43	50	66	51	64	79	15504
11	Buses	2699	0	0	1	3	0	0	2	0	0	0	1	2	2708
	TOTAL	2699	0	0	1	3	0	0	2	0	0	0	1	2	2708
12	TAXIES														
a.	Motor Cabs	2761	7	0	4	11	11	2	3	8	3	12	14	20	2856
b.	Maxi Cabs	1300	1	0	1	2	1	1	0	0	1	3	1	0	1311
c.	Others	10	0	0	0	0	0	0	0	0	0	0	0	0	10
	TOTAL	4071	8	0	5	13	12	3	3	8	4	15	15	20	4177
13	LMV PASSENGER														
a.	Three Seater(A/R)	8071	15	0	7	16	16	8	7	19	9	16	9	14	8207
14	Other Vehicles	964	6	0	0	15	5	19	20	12	5	13	10	16	1085
	TOTAL	9035	21	0	7	31	21	27	27	31	14	29	19	30	9292
	TOTAL TRANSPORT (B)	36696	76	0	51	123	156	99	87	107	90	106	109	176	37876
	TOTAL (A)+(B)	468047	1357	4	1014	3049	2741	2315	1857	1586	2614	2447	2044	3011	492086



## 37. KOPPAL (KA-37)

Sl. No.	CATEGORY OF VEHICLES	AS ON 31-03-2021	VEHICLES NEWLY REGISTERED IN THE YEAR 2021-22												AS ON 31-03-2022
			APRIL	MAY	JUNE	JULY	AUG.	SEPT.	OCTR.	NOVR.	DECR.	JAN.	FEB.	MARCH	
NON TRANSPORT VEHICLE															
1	Two Wheelers	261733	842	97	460	1887	1503	1501	994	1313	1897	1221	1017	1707	276172
2	Cars	22312	72	12	72	130	107	154	89	109	106	110	64	105	23442
3	Omni Buses	264	0	0	1	0	0	0	0	0	0	1	0	0	266
4	Tractors	22294	61	2	39	161	173	227	100	115	157	212	130	149	23820
5	Trailers	8424	29	2	9	35	27	37	27	20	31	43	31	47	8762
6	Construction Moving Equipment	67	8	0	2	3	3	11	6	9	3	1	2	4	119
7	Private Service Vehicle	5	0	0	0	0	0	0	0	0	0	0	0	0	5
8	Other Vehicles	1355	2	0	1	9	12	3	1	4	2	3	3	1	1396
	TOTAL NON TRANSPORT VEHICLES(A)	316454	1014	113	584	2225	1825	1933	1217	1570	2196	1591	1247	2013	333982
9	TRANSPORT VEHICLE														
a.	Multi Axled/Articulated Vehicle	16	0	0	0	0	0	0	0	0	0	0	0	0	16
b.	Trucks and Lorries	4856	24	4	10	13	13	18	12	36	12	18	6	35	5057
	TOTAL	4872	24	4	10	13	13	18	12	36	12	18	6	35	5073
10	LIGHT GOODS VEHICLES														
a.	Four Wheeler	6899	20	20	17	44	53	39	25	50	53	44	32	82	7378
b.	Three Wheeler	2649	3	1	4	17	6	6	2	11	19	7	8	22	2755
	TOTAL	9548	23	21	21	61	59	45	27	61	72	51	40	104	10133
11	Buses	2467	1	0	0	3	1	1	0	0	0	1	0	0	2474
	TOTAL	2467	1	0	0	3	1	1	0	0	0	1	0	0	2474
12	TAXIES														
a.	Motor Cabs	2657	2	0	3	12	10	10	4	2	12	6	15	7	2740
b.	Maxi Cabs	1155	0	0	0	2	1	0	0	0	0	0	0	1	1159
c.	Others	1	0	0	0	0	0	0	0	0	0	0	0	0	1
	TOTAL	3813	2	0	3	14	11	10	4	2	12	6	15	8	3900
13	LMV PASSENGER														
a.	Three Seater(A/R)	2760	4	2	3	4	6	0	2	1	5	4	5	10	2806
14	Other Vehicles	2720	8	1	1	10	11	15	8	20	10	16	3	6	2829
	TOTAL	5480	12	3	4	14	17	15	10	21	15	20	8	16	5635
	TOTAL TRANSPORT (B)	26180	62	28	38	105	101	89	53	120	111	96	69	163	27215
	TOTAL (A)+(B)	342634	1076	141	622	2330	1926	2022	1270	1690	2307	1687	1316	2176	361197



## 38. BIDAR (KA-38)

Sl. No.	CATEGORY OF VEHICLES	AS ON 31-03-2021	VEHICLES NEWLY REGISTERED IN THE YEAR 2021-22												AS ON 31-03-2022
			APRIL	MAY	JUNE	JULY	AUG.	SEPT.	OCTR.	NOVR.	DECR.	JAN.	FEB.	MARCH	
NON TRANSPORT VEHICLE															
1	Two Wheelers	133492	517	0	400	908	827	790	454	477	972	532	842	863	141074
2	Cars	12657	72	2	41	69	99	76	64	67	57	102	52	84	13442
3	Omni Buses	307	1	0	0	0	1	4	1	2	0	6	0	2	324
4	Tractors	4294	27	5	9	43	15	16	25	19	32	37	27	31	4580
5	Trailers	2236	11	0	1	3	6	2	8	2	2	7	10	7	2295
6	Construction Moving Equipment	34	1	0	3	2	2	2	0	0	2	6	1	5	58
7	Private Service Vehicle	3	0	0	0	0	0	0	0	0	0	0	0	0	3
8	Other Vehicles	398	0	0	2	0	5	0	3	2	0	0	0	2	412
	TOTAL NON TRANSPORT VEHICLES(A)	153421	629	7	456	1025	955	890	555	569	1065	690	932	994	162188
9	TRANSPORT VEHICLE														
a.	Multi Axled/Articulated Vehicle	58	0	0	0	0	0	0	0	0	0	0	0	0	58
b.	Trucks and Lorries	4386	6	0	4	9	2	15	3	1	8	4	4	9	4451
	TOTAL	4444	6	0	4	9	2	15	3	1	8	4	4	9	4509
10	LIGHT GOODS VEHICLES														
a.	Four Wheeler	4280	15	0	7	13	12	14	11	16	7	25	9	17	4426
b.	Three Wheeler	1318	6	0	4	8	31	29	4	6	6	10	42	7	1471
	TOTAL	5598	21	0	11	21	43	43	15	22	13	35	51	24	5897
11	Buses	2559	1	0	0	2	0	0	0	0	1	0	1	0	2564
	TOTAL	2559	1	0	0	2	0	0	0	0	1	0	1	0	2564
12	TAXIES														
a.	Motor Cabs	1204	6	0	1	12	8	10	2	0	0	6	7	5	1261
b.	Maxi Cabs	613	0	0	0	0	0	0	0	0	1	0	0	1	615
c.	Others	0	0	0	0	0	0	0	0	0	0	0	0	0	0
	TOTAL	1817	6	0	1	12	8	10	2	0	1	6	7	6	1876
13	LMV PASSENGER														
a.	Three Seater(A/R)	5271	2	0	13	3	7	2	15	11	9	35	19	24	5411
14	Other Vehicles	477	1	0	0	2	2	6	1	1	1	4	3	7	505
	TOTAL	5748	3	0	13	5	9	8	16	12	10	39	22	31	5916
	TOTAL TRANSPORT (B)	20166	37	0	29	49	62	76	36	35	33	84	85	70	20762
	TOTAL (A)+(B)	173587	666	7	485	1074	1017	966	591	604	1098	774	1017	1064	182950

## 39. BHALKI (KA-39)

Sl. No.	CATEGORY OF VEHICLES	AS ON 31-03-2021	VEHICLES NEWLY REGISTERED IN THE YEAR 2021-22												AS ON 31-03-2022
			APRIL	MAY	JUNE	JULY	AUG.	SEPT.	OCTR.	NOVR.	DECR.	JAN.	FEB.	MARCH	
NON TRANSPORT VEHICLE															
1	Two Wheelers	84285	197	0	214	468	451	365	249	244	522	392	300	428	88115
2	Cars	5962	13	0	14	36	28	38	21	19	7	18	22	30	6208
3	Omni Buses	230	0	0	1	1	3	0	0	0	0	1	2	0	238
4	Tractors	4175	19	0	2	47	26	43	13	17	36	29	49	49	4505
5	Trailers	2255	6	0	1	15	5	6	4	1	6	6	6	7	2318
6	Construction Moving Equipment	9	1	0	0	1	0	2	1	0	1	0	1	1	17
7	Private Service Vehicle	0	0	0	0	0	0	0	0	0	0	0	0	0	0
8	Other Vehicles	68	0	0	0	2	3	3	1	0	0	2	1	1	81
	TOTAL NON TRANSPORT VEHICLES(A)	96984	236	0	232	570	516	457	289	281	572	448	381	516	101482
9	TRANSPORT VEHICLE														
a.	Multi Axled/Articulated Vehicle	8	0	0	0	0	0	0	0	0	0	0	0	0	8
b.	Trucks and Lorries	3049	0	0	8	0	2	1	1	2	2	0	0	1	3066
	TOTAL	3057	0	0	8	0	2	1	1	2	2	0	0	1	3074
10	LIGHT GOODS VEHICLES														
a.	Four Wheeler	2024	1	0	3	7	16	8	6	9	14	10	10	8	2116
b.	Three Wheeler	1328	1	0	2	3	1	2	3	4	1	5	2	2	1354
	TOTAL	3352	2	0	5	10	17	10	9	13	15	15	12	10	3470
11	Buses	814	0	0	0	0	0	0	0	0	1	2	0	0	817
	TOTAL	814	0	0	0	0	0	0	0	0	1	2	0	0	817
12	TAXIES														
a.	Motor Cabs	395	1	0	2	0	6	1	1	0	2	1	0	1	410
b.	Maxi Cabs	552	0	0	0	0	0	0	0	0	0	0	0	0	552
c.	Others	0	0	0	0	0	0	0	0	0	0	0	0	0	0
	TOTAL	947	1	0	2	0	6	1	1	0	2	1	0	1	962
13	LMV PASSENGER														
a.	Three Seater(A/R)	1512	5	0	3	1	2	6	2	3	1	1	4	3	1543
14	Other Vehicles	210	1	0	1	2	0	3	0	2	0	0	0	2	221
	TOTAL	1722	6	0	4	3	2	9	2	5	1	1	4	5	1764
	TOTAL TRANSPORT (B)	9892	9	0	19	13	27	21	13	20	21	19	16	17	10087
	TOTAL (A)+(B)	106876	245	0	251	583	543	478	302	301	593	467	397	533	111569

## 40. CHIKKABALLAPUR (KA-40)

Sl. No.	CATEGORY OF VEHICLES	AS ON 31-03-2021	VEHICLES NEWLY REGISTERED IN THE YEAR 2021-22												AS ON 31-03-2022
			APRIL	MAY	JUNE	JULY	AUG.	SEPT.	OCTR.	NOVR.	DECR.	JAN.	FEB.	MARCH	
NON TRANSPORT VEHICLE															
1	Two Wheelers	205632	501	0	124	725	560	825	660	541	750	430	569	645	211962
2	Cars	27521	57	16	1	103	43	103	46	59	84	92	81	95	28301
3	Omni Buses	681	0	0	0	0	0	0	0	0	0	0	0	0	681
4	Tractors	12267	32	17	9	40	40	52	25	28	52	55	70	64	12751
5	Trailers	7386	17	2	3	22	15	23	14	10	15	26	32	26	7591
6	Construction Moving Equipment	118	4	1	0	5	8	3	0	0	1	0	2	7	149
7	Private Service Vehicle	3	0	0	0	0	0	0	0	0	0	0	0	0	3
8	Other Vehicles	1122	2	2	2	37	2	5	5	5	3	3	0	1	1189
	TOTAL NON TRANSPORT VEHICLES(A)	254730	613	38	139	932	668	1011	750	643	905	606	754	838	262627
9	TRANSPORT VEHICLE														
a.	Multi Axled/Articulated Vehicle	30	0	0	0	0	0	0	0	0	0	0	0	0	30
b.	Trucks and Lorries	5040	5	0	3	5	10	9	5	6	7	12	14	25	5141
	TOTAL	5070	5	0	3	5	10	9	5	6	7	12	14	25	5171
10	LIGHT GOODS VEHICLES														
a.	Four Wheeler	9439	26	0	9	39	40	40	25	14	42	30	41	57	9802
b.	Three Wheeler	1168	4	0	4	6	9	3	2	0	7	7	5	6	1221
	TOTAL	10607	30	0	13	45	49	43	27	14	49	37	46	63	11023
11	Buses	4707	1	0	0	1	0	0	0	1	1	0	1	1	4713
	TOTAL	4707	1	0	0	1	0	0	0	1	1	0	1	1	4713
12	TAXIES														
a.	Motor Cabs	2951	8	0	1	3	7	7	9	2	6	5	4	6	3009
b.	Maxi Cabs	1079	0	0	0	0	0	0	0	0	0	0	0	0	1079
c.	Others	10	0	0	0	0	0	0	0	0	0	0	0	0	10
	TOTAL	4040	8	0	1	3	7	7	9	2	6	5	4	6	4098
13	LMV PASSENGER														
a.	Three Seater(A/R)	6121	6	0	1	11	3	1	4	3	5	4	3	6	6168
14	Other Vehicles	1769	3	0	2	9	5	10	7	5	7	12	8	8	1845
	TOTAL	7890	9	0	3	20	8	11	11	8	12	16	11	14	8013
	TOTAL TRANSPORT (B)	32314	53	0	20	74	74	70	52	31	75	70	76	109	33018
	TOTAL (A)+(B)	287044	666	38	159	1006	742	1081	802	674	980	676	830	947	295645

## 41. JNANABHARATHI (KA-41)

Sl. No.	CATEGORY OF VEHICLES	AS ON 31-03-2021	VEHICLES NEWLY REGISTERED IN THE YEAR 2021-22												AS ON 31-03-2022	
			APRIL	MAY	JUNE	JULY	AUG.	SEPT.	OCTR.	NOVR.	DECR.	JAN.	FEB.	MARCH		
NON TRANSPORT VEHICLE																
1	Two Wheelers	364539	936		1	326	1182	1253	1182	1460	1045	759	1249	1198	1247	376377
2	Cars	92155	426	1	232	420	478	472	448	328	254	593	393	412	96612	
3	Omni Buses	230	0	0	0	0	0	0	0	0	0	0	0	0	0	230
4	Tractors	1211	2	0	0	0	0	1	0	0	0	0	0	0	0	1214
5	Trailers	821	2	0	0	0	0	1	0	1	0	0	0	0	0	825
6	Construction Moving Equipment	165	6	0	1	5	3	7	0	0	0	1	0	2	2	192
7	Private Service Vehicle	19	0	0	0	0	0	0	0	0	0	0	0	0	0	19
8	Other Vehicles	1418	4	0	2	5	1	0	4	0	1	0	0	0	2	1437
	TOTAL NON TRANSPORT VEHICLES(A)	460558	1376	2	561	1612	1737	1661	1913	1373	1015	1842	1593	1663	476906	
9	TRANSPORT VEHICLE															
a.	Multi Axled/Articulated Vehicle	107	0	0	0	0	0	0	0	0	0	0	0	0	0	107
b.	Trucks and Lorries	6915	30	0	7	20	11	29	22	14	11	28	20	11	7118	
	TOTAL	7022	30	0	7	20	11	29	22	14	11	28	20	11	7225	
10	LIGHT GOODS VEHICLES															
a.	Four Wheeler	13070	53	0	41	47	37	56	63	42	60	61	57	50	13637	
b.	Three Wheeler	4719	15	0	6	25	21	22	16	17	5	15	17	11	4889	
	TOTAL	17789	68	0	47	72	58	78	79	59	65	76	74	61	18526	
11	Buses	4678	0	6	0	0	0	1	2	7	0	25	24	10	35	4788
	TOTAL	4678	0	6	0	0	0	1	2	7	0	25	24	10	35	4788
12	TAXIES															
a.	Motor Cabs	14461	9	0	5	8	6	6	3	5	4	16	7	11	14541	
b.	Maxi Cabs	3655	3	0	0	0	0	0	0	0	0	0	0	0	2	3660
c.	Others	12	0	0	0	0	0	0	0	0	0	0	0	0	0	12
	TOTAL	18128	12	0	5	8	6	6	3	5	4	16	7	13	18213	
13	LMV PASSENGER															
a.	Three Seater(A/R)	12092	1	0	3	1	1	9	5	5	3	3	6	2	12131	
14	Other Vehicles	1828	1	0	1	1	0	2	4	2	16	0	0	0	1855	
	TOTAL	13920	2	0	4	2	1	11	9	7	19	3	6	2	13986	
	TOTAL TRANSPORT (B)	61537	112	6	63	102	77	126	120	85	124	147	117	122	62738	
	TOTAL (A)+(B)	522095	1488	8	624	1714	1814	1787	2033	1458	1139	1989	1710	1785	539644	

## 42. RAMNAGAR (KA-42)

Sl. No.	Category of Vehicles	AS ON 31-03-2021	VEHICLES NEWLY REGISTERED IN THE YEAR 2021-22												AS ON 31-03-2022
			APRIL	MAY	JUNE	JULY	AUG.	SEPT.	OCTR.	NOVR.	DECR.	JAN.	FEB.	MARCH	
NON TRANSPORT VEHICLE															
1	Two Wheelers	186292	665	0	237	1049	656	904	909	799	710	929	827	804	194781
2	Cars	28483	152	0	72	132	109	190	76	103	78	167	178	191	29931
3	Omni Buses	86	0	0	0	0	0	0	0	0	0	0	0	0	86
4	Tractors	8362	22	1	3	25	30	21	16	15	35	18	53	99	8700
5	Trailers	3720	13	0	1	10	17	10	10	10	14	7	24	53	3889
6	Construction Moving Equipment	307	5	0	2	6	4	15	5	2	1	2	6	13	368
7	Private Service Vehicle	6	1	0	0	0	0	0	0	0	0	0	0	0	7
8	Other Vehicles	787	7	0	0	13	6	4	2	2	0	13	1	8	843
	TOTAL NON TRANSPORT VEHICLES(A)	228043	865	1	315	1235	822	1144	1018	931	838	1136	1089	1168	238605
9	TRANSPORT VEHICLE														
a.	Multi Axled/Articulated Vehicle	310	0	0	0	0	0	1	0	0	0	16	15	0	342
b.	Trucks and Lorries	4376	4	0	5	9	5	4	3	12	8	12	24	12	4474
	TOTAL	4686	4	0	5	9	5	5	3	12	8	28	39	12	4816
10	LIGHT GOODS VEHICLES														
a.	Four Wheeler	7570	27	0	12	35	28	35	22	26	27	40	33	37	7892
b.	Three Wheeler	2531	6	0	3	11	6	10	6	66	2	5	2	9	2657
	TOTAL	10101	33	0	15	46	34	45	28	92	29	45	35	46	10549
11	Buses	3002	0	0	0	0	0	0	12	3	3	0	1	0	3021
	TOTAL	3002	0	0	0	0	0	0	12	3	3	0	1	0	3021
12	TAXIES														
a.	Motor Cabs	4375	5	0	3	1	3	1	0	3	0	6	3	4	4404
b.	Maxi Cabs	1306	0	0	0	2	0	0	0	1	0	0	0	0	1309
c.	Others	2	0	0	0	0	0	0	0	0	0	0	0	0	2
	TOTAL	5683	5	0	3	3	3	1	0	4	0	6	3	4	5715
13	LMV PASSENGER														
a.	Three Seater(A/R)	7095	6	0	1	1	3	1	0	0	0	1	3	1	7112
14	Other Vehicles	921	4	0	5	2	1	1	3	2	5	0	3	8	955
	TOTAL	8016	10	0	6	3	4	2	3	2	5	1	6	9	8067
	TOTAL TRANSPORT (B)	31488	52	0	29	61	46	53	46	113	45	80	84	71	32168
	TOTAL (A)+(B)	259531	917	1	344	1296	868	1197	1064	1044	883	1216	1173	1239	270773

## 43. DEVANAHALLI (KA-43)

Sl. No.	CATEGORY OF VEHICLES	AS ON 31-03-2021	VEHICLES NEWLY REGISTERED IN THE YEAR 2021-22												AS ON 31-03-2022
			APRIL	MAY	JUNE	JULY	AUG.	SEPT.	OCTR.	NOVR.	DECR.	JAN.	FEB.	MARCH	
NON TRANSPORT VEHICLE															
1	Two Wheelers	123701	389	0	94	505	467	492	395	568	427	428	492	594	128552
2	Cars	23051	73	0	13	70	68	80	41	55	51	82	44	88	23716
3	Omni Buses	171	0	0	0	0	0	0	0	0	0	0	0	0	171
4	Tractors	4255	16	0	8	37	31	33	20	48	23	14	34	47	4566
5	Trailers	2699	7	0	5	20	15	11	9	18	11	4	17	14	2830
6	Construction Moving Equipment	150	9	0	1	3	4	5	1	2	2	2	3	4	186
7	Private Service Vehicle	4	0	0	0	0	0	0	0	0	0	0	0	0	4
8	Other Vehicles	977	0	0	0	4	0	4	3	0	0	1	0	0	989
	TOTAL NON TRANSPORT VEHICLES(A)	155008	494	0	121	639	585	625	469	691	514	531	590	747	161014
9	TRANSPORT VEHICLE														
a.	Multi Axled/Articulated Vehicle	59	0	0	0	0	1	0	0	0	0	0	0	0	60
b.	Trucks and Lorries	4129	0	0	0	9	5	10	1	7	3	3	9	14	4190
	TOTAL	4188	0	0	0	9	6	10	1	7	3	3	9	14	4250
10	LIGHT GOODS VEHICLES														
a.	Four Wheeler	5220	27	0	1	21	20	21	14	16	24	15	26	24	5429
b.	Three Wheeler	777	4	0	0	3	6	2	3	1	2	6	1	2	807
	TOTAL	5997	31	0	1	24	26	23	17	17	26	21	27	26	6236
11	Buses	1387	0	0	0	1	1	0	3	0	1	0	7	0	1400
	TOTAL	1387	0	0	0	1	1	0	3	0	1	0	7	0	1400
12	TAXIES														
a.	Motor Cabs	1642	1	0	1	2	1	2	2	0	2	0	0	2	1655
b.	Maxi Cabs	753	0	0	0	0	0	0	0	0	0	0	0	0	753
c.	Others	0	0	0	0	0	0	0	0	0	0	0	0	0	0
	TOTAL	2395	1	0	1	2	1	2	2	0	2	0	0	2	2408
13	LMV PASSENGER														
a.	Three Seater(A/R)	2542	0	0	1	2	0	0	2	4	3	0	4	4	2562
14	Other Vehicles	915	4	0	0	0	0	3	1	3	2	2	2	2	934
	TOTAL	3457	4	0	1	2	0	3	3	7	5	2	6	6	3496
	TOTAL TRANSPORT (B)	17424	36	0	3	38	34	38	26	31	37	26	49	48	17790
	TOTAL (A)+(B)	172432	530	0	124	677	619	663	495	722	551	557	639	795	178804

## 44. TIPATUR (KA-44)

Sl. No.	CATEGORY OF VEHICLES	AS ON 31-03-2021	VEHICLES NEWLY REGISTERED IN THE YEAR 2021-22												AS ON 31-03-2022
			APRIL	MAY	JUNE	JULY	AUG.	SEPT.	OCTR.	NOVR.	DECR.	JAN.	FEB.	MARCH	
NON TRANSPORT VEHICLE															
1	Two Wheelers	150402	524	62	51	981	717	866	525	751	551	547	539	697	157213
2	Cars	17541	75	0	17	75	66	104	46	67	39	63	67	66	18226
3	Omni Buses	58	0	0	0	0	0	0	0	0	0	0	0	0	58
4	Tractors	14078	73	4	21	107	95	117	82	73	134	97	92	68	15041
5	Trailers	10040	44	3	12	40	46	60	36	32	54	55	49	32	10503
6	Construction Moving Equipment	126	4	0	1	5	0	5	3	2	6	2	3	7	164
7	Private Service Vehicle	4	0	0	0	0	0	0	0	0	0	0	0	0	4
8	Other Vehicles	415	2	0	0	2	3	2	2	3	1	1	1	1	433
	TOTAL NON TRANSPORT VEHICLES(A)	192664	722	69	102	1210	927	1154	694	928	785	765	751	871	201642
9	TRANSPORT VEHICLE														
a.	Multi Axled/Articulated Vehicle	4	0	0	0	0	0	0	0	0	0	0	0	0	4
b.	Trucks and Lorries	2417	1	0	7	1	2	6	4	8	5	7	3	2	2463
	TOTAL	2421	1	0	7	1	2	6	4	8	5	7	3	2	2467
10	LIGHT GOODS VEHICLES														
a.	Four Wheeler	4186	19	1	7	33	17	41	24	35	21	14	32	26	4456
b.	Three Wheeler	2537	0	0	0	7	5	6	8	6	7	0	4	3	2583
	TOTAL	6723	19	1	7	40	22	47	32	41	28	14	36	29	7039
11	Buses	555	0	0	0	0	0	0	0	0	0	0	0	0	555
	TOTAL	555	0	0	0	0	0	0	0	0	0	0	0	0	555
12	TAXIES														
a.	Motor Cabs	2153	3	0	0	3	2	0	2	0	1	2	3	1	2170
b.	Maxi Cabs	648	0	0	0	0	0	0	0	0	0	0	0	0	648
c.	Others	2	0	0	0	0	0	0	0	0	0	0	0	0	2
	TOTAL	2803	3	0	0	3	2	0	2	0	1	2	3	1	2820
13	LMV PASSENGER														
a.	Three Seater(A/R)	4828	7	0	0	2	9	5	4	5	7	1	5	4	4877
14	Other Vehicles	1598	5	0	2	1	1	4	6	6	3	11	4	3	1644
	TOTAL	6426	12	0	2	3	10	9	10	11	10	12	9	7	6521
	TOTAL TRANSPORT (B)	18928	35	1	16	47	36	62	48	60	44	35	51	39	19402
	TOTAL (A)+(B)	211592	757	70	118	1257	963	1216	742	988	829	800	802	910	221044

## 45. HUNASUR (KA-45)

Sl. No.	CATEGORY OF VEHICLES	AS ON 31-03-2021	VEHICLES NEWLY REGISTERED IN THE YEAR 2021-22												AS ON 31-03-2022
			APRIL	MAY	JUNE	JULY	AUG.	SEPT.	OCTR.	NOVR.	DECR.	JAN.	FEB.	MARCH	
NON TRANSPORT VEHICLE															
1	Two Wheelers	176923	522	1	0	429	475	479	495	572	432	380	82	897	181687
2	Cars	19621	20	0	0	26	22	32	21	24	8	11	11	19	19815
3	Omni Buses	279	0	0	0	0	0	0	0	0	0	0	0	0	279
4	Tractors	11976	42	0	0	55	55	60	64	50	69	37	50	83	12541
5	Trailers	5512	2	0	0	3	11	8	3	5	8	11	5	3	5571
6	Construction Moving Equipment	14	0	0	0	0	0	0	1	1	0	0	0	0	16
7	Private Service Vehicle	21	0	0	0	0	0	1	0	1	0	0	1	0	24
8	Other Vehicles	421	1	0	0	3	4	1	2	1	0	0	0	1	434
	TOTAL NON TRANSPORT VEHICLES(A)	214767	587	1	0	516	567	581	586	654	517	439	149	1003	220367
9	TRANSPORT VEHICLE														
a.	Multi Axled/Articulated Vehicle	0	0	0	0	0	0	0	0	0	0	0	0	0	0
b.	Trucks and Lorries	1766	3	0	0	1	1	0	4	1	2	2	1	2	1783
	TOTAL	1766	3	0	0	1	1	0	4	1	2	2	1	2	1783
10	LIGHT GOODS VEHICLES														
a.	Four Wheeler	7282	25	0	0	30	28	30	16	32	17	21	25	37	7543
b.	Three Wheeler	3523	0	0	0	3	1	2	2	3	1	0	1	2	3538
	TOTAL	10805	25	0	0	33	29	32	18	35	18	21	26	39	11081
11	Buses	1023	0	0	0	0	0	0	0	0	0	0	1	0	1024
	TOTAL	1023	0	0	0	0	0	0	0	0	0	0	1	0	1024
12	TAXIES														
a.	Motor Cabs	1363	0	0	0	0	0	0	0	0	0	0	0	0	1363
b.	Maxi Cabs	1102	1	0	0	0	0	5	1	0	0	0	0	3	1112
c.	Others	1	0	0	0	0	0	0	0	0	0	0	0	0	1
	TOTAL	2466	1	0	0	0	0	5	1	0	0	0	0	3	2476
13	LMV PASSENGER														
a.	Three Seater(A/R)	2524	1	0	0	0	2	1	0	0	0	1	0	2	2531
14	Other Vehicles	373	4	0	0	4	8	9	6	4	1	1	1	4	415
	TOTAL	2897	5	0	0	4	10	10	6	4	1	2	1	6	2946
	TOTAL TRANSPORT (B)	18957	34	0	0	38	40	47	29	40	21	25	29	50	19310
	TOTAL (A)+(B)	233724	621	1	0	554	607	628	615	694	538	464	178	1053	239677



## 46. SAKALESHPURA (KA-46)

Sl. No.	CATEGORY OF VEHICLES	AS ON 31-03-2021	VEHICLES NEWLY REGISTERED IN THE YEAR 2021-22												AS ON 31-03-2022
			APRIL	MAY	JUNE	JULY	AUG.	SEPT.	OCTR.	NOVR.	DECR.	JAN.	FEB.	MARCH	
NON TRANSPORT VEHICLE															
1	Two Wheelers	64055	193	0	0	109	292	227	132	215	241	186	182	291	66123
2	Cars	24338	28	0	0	54	32	61	36	30	40	42	31	48	24740
3	Omni Buses	49	0	0	0	0	0	0	0	0	0	0	0	0	49
4	Tractors	4250	32	0	0	14	22	24	27	6	33	17	30	27	4482
5	Trailers	2994	8	0	0	3	1	1	9	3	10	5	6	6	3046
6	Construction Moving Equipment	21	1	0	0	0	0	1	1	1	0	0	0	0	25
7	Private Service Vehicle	10	0	0	0	0	0	0	0	0	0	0	0	0	10
8	Other Vehicles	423	0	0	0	0	3	1	2	0	2	0	1	2	434
	TOTAL NON TRANSPORT VEHICLES(A)	96140	262	0	0	180	350	315	207	255	326	250	250	374	98909
9	TRANSPORT VEHICLE														
a.	Multi Axled/Articulated Vehicle	1	0	0	0	0	0	0	0	0	0	0	0	0	1
b.	Trucks and Lorries	1761	4	0	0	2	1	2	1	2	5	4	2	1	1785
	TOTAL	1762	4	0	0	2	1	2	1	2	5	4	2	1	1786
10	LIGHT GOODS VEHICLES														
a.	Four Wheeler	4286	10	0	0	17	20	24	12	13	14	20	28	30	4474
b.	Three Wheeler	1085	1	0	0	2	5	1	0	0	0	0	3	0	1097
	TOTAL	5371	11	0	0	19	25	25	12	13	14	20	31	30	5571
11	Buses	319	0	0	0	0	0	0	0	0	0	0	0	0	319
	TOTAL	319	0	0	0	0	0	0	0	0	0	0	0	0	319
12	TAXIES														
a.	Motor Cabs	723	1	0	0	1	0	1	0	0	0	0	0	0	726
b.	Maxi Cabs	659	0	0	0	0	0	0	0	1	0	0	1	1	662
c.	Others	0	0	0	0	0	0	0	0	0	0	0	0	0	0
	TOTAL	1382	1	0	0	1	0	1	0	1	0	0	1	1	1388
13	LMV PASSENGER														
a.	Three Seater(A/R)	3621	4	0	0	2	1	0	2	3	6	0	3	2	3644
14	Other Vehicles	1504	0	0	0	2	2	3	4	1	5	3	11	4	1539
	TOTAL	5125	4	0	0	4	3	3	6	4	11	3	14	6	5183
	TOTAL TRANSPORT (B)	13959	20	0	0	26	29	31	19	20	30	27	48	38	14247
	TOTAL (A)+(B)	110099	282	0	0	206	379	346	226	275	356	277	298	412	113156

## 47. HONNAVARA (KA-47)

Sl. No.	CATEGORY OF VEHICLES	AS ON 31-03-2021	VEHICLES NEWLY REGISTERED IN THE YEAR 2021-22												AS ON 31-03-2022
			APRIL	MAY	JUNE	JULY	AUG.	SEPT.	OCTR.	NOVR.	DECR.	JAN.	FEB.	MARCH	
NON TRANSPORT VEHICLE															
1	Two Wheelers	127213	367	14	158	509	577	489	507	410	981	467	473	504	132669
2	Cars	13360	104	5	34	78	69	112	60	65	72	82	65	81	14187
3	Omni Buses	18	0	0	0	0	0	0	1	0	0	0	0	0	19
4	Tractors	104	0	0	0	0	0	0	0	0	1	0	0	0	105
5	Trailers	21	0	0	0	0	0	0	0	0	0	0	0	0	21
6	Construction Moving Equipment	31	0	0	0	0	0	0	1	1	0	1	0	0	34
7	Private Service Vehicle	4	0	0	0	0	0	0	0	0	0	0	0	0	4
8	Other Vehicles	516	4	0	9	15	17	2	3	1	6	19	1	1	594
	TOTAL NON TRANSPORT VEHICLES(A)	141267	475	19	201	602	663	603	572	477	1060	569	539	586	147633
9	TRANSPORT VEHICLE														
a.	Multi Axled/Articulated Vehicle	0	0	0	0	0	0	0	0	0	0	0	0	0	0
b.	Trucks and Lorries	1877	3	0	0	0	2	0	2	5	5	1	0	1	1896
	TOTAL	1877	3	0	0	0	2	0	2	5	5	1	0	1	1896
10	LIGHT GOODS VEHICLES														
a.	Four Wheeler	3855	10	2	3	7	12	13	16	15	19	14	20	12	3998
b.	Three Wheeler	1052	1	0	0	2	0	0	0	0	0	1	3	2	1061
	TOTAL	4907	11	2	3	9	12	13	16	15	19	15	23	14	5059
11	Buses	795	0	0	0	0	0	0	0	0	0	0	0	0	795
	TOTAL	795	0	0	0	0	0	0	0	0	0	0	0	0	795
12	TAXIES														
a.	Motor Cabs	1618	8	1	4	9	4	4	6	9	11	14	8	11	1707
b.	Maxi Cabs	703	2	0	0	0	0	0	0	0	0	0	0	0	705
c.	Others	6	0	0	0	0	0	0	0	0	0	0	0	0	6
	TOTAL	2327	10	1	4	9	4	4	6	9	11	14	8	11	2418
13	LMV PASSENGER														
a.	Three Seater(A/R)	4939	18	1	4	22	34	49	41	52	64	30	34	31	5319
14	Other Vehicles	382	2	0	3	7	0	6	11	29	36	15	8	0	499
	TOTAL	5321	20	1	7	29	34	55	52	81	100	45	42	31	5818
	TOTAL TRANSPORT (B)	15227	44	4	14	47	52	72	76	110	135	75	73	57	15986
	TOTAL (A)+(B)	156494	519	23	215	649	715	675	648	587	1195	644	612	643	163619

## 48. JAMAKHANDI (KA-48)

Sl. No.	CATEGORY OF VEHICLES	AS ON 31-03-2021	VEHICLES NEWLY REGISTERED IN THE YEAR 2021-22												AS ON 31-03-2022
			APRIL	MAY	JUNE	JULY	AUG.	SEPT.	OCTR.	NOVR.	DECR.	JAN.	FEB.	MARCH	
NON TRANSPORT VEHICLE															
1	Two Wheelers	173358	486	2	185	850	777	813	471	705	1074	588	481	662	180452
2	Cars	12989	56	0	57	75	99	111	51	75	84	86	53	63	13799
3	Omni Buses	121	0	0	0	1	0	0	1	0	0	1	0	0	124
4	Tractors	13521	65	0	28	110	91	126	82	60	109	91	75	84	14442
5	Trailers	12651	74	0	21	96	83	121	152	72	75	48	40	37	13470
6	Construction Moving Equipment	96	4	0	0	8	10	12	3	5	3	0	3	2	146
7	Private Service Vehicle	0	0	0	0	0	0	0	0	0	0	0	0	0	0
8	Other Vehicles	335	2	0	0	4	5	2	36	0	1	0	0	2	387
	TOTAL NON TRANSPORT VEHICLES(A)	213071	687	2	291	1144	1065	1185	796	917	1346	814	652	850	222820
9	TRANSPORT VEHICLE														
a.	Multi Axled/Articulated Vehicle	74	0	0	1	2	0	0	0	0	0	0	3	2	82
b.	Trucks and Lorries	2301	9	0	13	6	4	12	15	4	9	5	14	8	2400
	TOTAL	2375	9	0	14	8	4	12	15	4	9	5	17	10	2482
10	LIGHT GOODS VEHICLES														
a.	Four Wheeler	5115	21	0	10	33	24	34	16	32	33	23	23	37	5401
b.	Three Wheeler	725	4	0	2	1	2	4	2	1	3	3	1	3	751
	TOTAL	5840	25	0	12	34	26	38	18	33	36	26	24	40	6152
11	Buses	2584	0	0	0	0	0	0	1	1	0	0	3	0	2589
	TOTAL	2584	0	0	0	0	0	0	1	1	0	0	3	0	2589
12	TAXIES														
a.	Motor Cabs	767	5	0	0	3	8	5	2	3	1	0	5	4	803
b.	Maxi Cabs	401	0	0	0	1	0	1	0	0	0	0	0	0	403
c.	Others	7	0	0	0	0	0	0	0	0	0	0	0	0	7
	TOTAL	1175	5	0	0	4	8	6	2	3	1	0	5	4	1213
13	LMV PASSENGER														
a.	Three Seater(A/R)	3077	2	0	1	4	1	4	3	2	3	5	0	2	3104
14	Other Vehicles	877	1	0	1	3	0	2	2	3	1	2	2	3	897
	TOTAL	3954	3	0	2	7	1	6	5	5	4	7	2	5	4001
	TOTAL TRANSPORT (B)	15928	42	0	28	53	39	62	41	46	50	38	51	59	16437
	TOTAL (A)+(B)	228999	729	2	319	1197	1104	1247	837	963	1396	852	703	909	239257

## 49. GOKAK (KA-49)

Sl. No.	CATEGORY OF VEHICLES	AS ON 31-03-2021	VEHICLES NEWLY REGISTERED IN THE YEAR 2021-22												AS ON 31-03-2022
			APRIL	MAY	JUNE	JULY	AUG.	SEPT.	OCTR.	NOVR.	DECR.	JAN.	FEB.	MARCH	
NON TRANSPORT VEHICLE															
1	Two Wheelers	150463	377	1	0	733	783	558	600	708	1574	293	504	747	157341
2	Cars	10697	29	0	40	48	93	57	61	50	74	41	35	51	11276
3	Omni Buses	566	0	0	0	0	0	0	0	0	0	0	0	0	566
4	Tractors	10673	50	0	1	87	61	98	28	64	89	75	40	100	11366
5	Trailers	9319	37	0	0	100	62	178	99	70	82	36	37	62	10082
6	Construction Moving Equipment	93	7	0	1	9	9	2	4	5	8	3	1	3	145
7	Private Service Vehicle	2	0	0	0	0	0	0	0	0	0	0	0	0	2
8	Other Vehicles	812	1	0	0	2	5	1	3	1	7	0	2	2	836
	TOTAL NON TRANSPORT VEHICLES(A)	182625	501	1	42	979	1013	894	795	898	1834	448	619	965	191614
9	TRANSPORT VEHICLE														
a.	Multi Axled/Articulated Vehicle	4	0	0	0	0	0	0	0	0	0	0	0	0	4
b.	Trucks and Lorries	2144	1	0	3	8	1	11	5	0	0	4	0	1	2178
	TOTAL	2148	1	0	3	8	1	11	5	0	0	4	0	1	2182
10	LIGHT GOODS VEHICLES														
a.	Four Wheeler	4984	15	0	1	20	21	29	15	5	24	15	9	39	5177
b.	Three Wheeler	368	0	0	0	1	2	4	1	1	3	0	1	5	386
	TOTAL	5352	15	0	1	21	23	33	16	6	27	15	10	44	5563
11	Buses	1794	0	0	0	0	0	0	0	0	0	0	0	0	1794
	TOTAL	1794	0	0	0	0	0	0	0	0	0	0	0	0	1794
12	TAXIES														
a.	Motor Cabs	578	1	0	0	1	5	3	0	0	1	0	1	1	591
b.	Maxi Cabs	532	0	0	0	0	0	0	0	0	0	0	0	0	532
c.	Others	0	0	0	0	0	0	0	0	0	0	0	0	0	0
	TOTAL	1110	1	0	0	1	5	3	0	0	1	0	1	1	1123
13	LMV PASSENGER														
a.	Three Seater(A/R)	683	4	0	0	1	2	4	2	4	8	8	6	10	732
14	Other Vehicles	508	1	0	0	1	2	1	2	2	17	1	1	1	537
	TOTAL	1191	5	0	0	2	4	5	4	6	25	9	7	11	1269
	TOTAL TRANSPORT (B)	11595	22	0	4	32	33	52	25	12	53	28	18	57	11931
	TOTAL (A)+(B)	194220	523	1	46	1011	1046	946	820	910	1887	476	637	1022	203545

## 50. YELAHANKA (KA-50)

Sl. No.	Category of Vehicles	AS ON 31-03-2021	VEHICLES NEWLY REGISTERED IN THE YEAR 2021-22												AS ON 31-03-2022
			APRIL	MAY	JUNE	JULY	AUG.	SEPT.	OCTR.	NOVR.	DECR.	JAN.	FEB.	MARCH	
NON TRANSPORT VEHICLE															
1	Two Wheelers	265657	1226	55	375	1308	1222	1352	1508	1607	1333	1431	1733	1768	280575
2	Cars	72009	412	1	194	403	506	446	539	485	373	630	564	608	77170
3	Omni Buses	155	0	0	0	0	0	0	0	0	0	0	0	0	155
4	Tractors	1652	10	0	2	7	14	12	15	2	17	15	28	18	1792
5	Trailers	1082	10	0	1	7	9	4	7	1	10	10	18	15	1174
6	Construction Moving Equipment	97	2	1	1	4	3	3	0	1	4	1	8	6	131
7	Private Service Vehicle	10	0	0	0	0	0	0	0	0	0	0	0	0	10
8	Other Vehicles	1147	3	0	1	32	21	0	0	1	4	1	3	3	1216
	TOTAL NON TRANSPORT VEHICLES(A)	341809	1663	57	574	1761	1775	1817	2069	2097	1741	2088	2354	2418	362223
9	TRANSPORT VEHICLE														
a.	Multi Axled/Articulated Vehicle	16	0	0	0	0	0	0	0	0	0	0	0	0	16
b.	Trucks and Lorries	6166	19	0	6	20	12	13	6	10	23	23	5	20	6323
	TOTAL	6182	19	0	6	20	12	13	6	10	23	23	5	20	6339
10	LIGHT GOODS VEHICLES														
a.	Four Wheeler	7210	34	1	6	36	30	63	41	31	40	43	52	31	7618
b.	Three Wheeler	1141	5	0	0	4	3	5	6	2	2	4	8	5	1185
	TOTAL	8351	39	1	6	40	33	68	47	33	42	47	60	36	8803
11	Buses	2813	0	1	12	0	1	1	1	3	1	2	2	2	2839
	TOTAL	2813	0	1	12	0	1	1	1	3	1	2	2	2	2839
12	TAXIES														
a.	Motor Cabs	8286	12	0	3	1	6	4	2	1	5	14	12	20	8366
b.	Maxi Cabs	1850	1	0	0	0	0	0	0	0	1	0	0	0	1852
c.	Others	12	0	0	0	0	0	0	0	0	0	0	0	0	12
	TOTAL	10148	13	0	3	1	6	4	2	1	6	14	12	20	10230
13	LMV PASSENGER														
a.	Three Seater(A/R)	1601	0	0	0	0	2	0	0	0	0	1	1	0	1605
14	Other Vehicles	1636	12	0	2	5	3	9	13	4	4	5	11	20	1724
	TOTAL	3237	12	0	2	5	5	9	13	4	4	6	12	20	3329
	TOTAL TRANSPORT (B)	30731	83	2	29	66	57	95	69	51	76	92	91	98	31540
	TOTAL (A)+(B)	372540	1746	59	603	1827	1832	1912	2138	2148	1817	2180	2445	2516	393763

## 51. ELECTRONIC CITY (KA-51)

Sl. No.	CATEGORY OF VEHICLES	AS ON 31-03-2021	VEHICLES NEWLY REGISTERED IN THE YEAR 2021-22												AS ON 31-03-2022
			APRIL	MAY	JUNE	JULY	AUG.	SEPT.	OCTR.	NOVR.	DECR.	JAN.	FEB.	MARCH	
NON TRANSPORT VEHICLE															
1	Two Wheelers	651406	2307	1	973	2981	2441	2833	3025	2783	2182	2885	2909	3236	679962
2	Cars	205893	1170	3	658	1431	1760	1319	1330	1109	1224	1376	1236	1748	220257
3	Omni Buses	122	0	0	0	0	1	0	0	1	0	0	1	0	125
4	Tractors	9055	2	0	56	6	24	45	12	0	32	0	0	19	9251
5	Trailers	4697	1	0	30	4	17	11	3	0	20	0	0	6	4789
6	Construction Moving Equipment	675	34	0	16	29	30	55	48	12	28	17	32	48	1024
7	Private Service Vehicle	16	2	0	0	0	0	1	2	1	1	0	0	0	23
8	Other Vehicles	8453	276	2	10	1182	331	380	109	5	84	93	141	78	11144
	TOTAL NON TRANSPORT VEHICLES(A)	880317	3792	6	1743	5633	4604	4644	4529	3911	3571	4371	4319	5135	926575
9	TRANSPORT VEHICLE														
a.	Multi Axled/Articulated Vehicle	1012	0	0	2	13	0	0	1	0	0	7	0	4	1039
b.	Trucks and Lorries	17478	141	17	80	149	137	189	179	146	173	173	210	202	19274
	TOTAL	18490	141	17	82	162	137	189	180	146	173	180	210	206	20313
10	LIGHT GOODS VEHICLES														
a.	Four Wheeler	25564	153	3	58	140	176	175	180	174	146	121	94	96	27080
b.	Three Wheeler	3523	53	0	65	112	131	137	66	83	164	150	27	90	4601
	TOTAL	29087	206	3	123	252	307	312	246	257	310	271	121	186	31681
11	Buses	12367	7	0	10	7	6	8	17	4	30	26	38	17	12537
	TOTAL	12367	7	0	10	7	6	8	17	4	30	26	38	17	12537
12	TAXIES														
a.	Motor Cabs	20696	10	0	5	58	14	10	2	26	25	31	15	47	20939
b.	Maxi Cabs	6110	1	1	1	2	1	6	1	2	4	4	2	2	6137
c.	Others	10	0	0	0	0	0	0	0	0	0	0	0	0	10
	TOTAL	26816	11	1	6	60	15	16	3	28	29	35	17	49	27086
13	LMV PASSENGER														
a.	Three Seater(A/R)	2552	2	0	2	9	7	2	2	1	0	6	4	3	2590
14	Other Vehicles	30641	64	12	32	71	42	56	186	208	559	596	569	101	33137
	TOTAL	33193	66	12	34	80	49	58	188	209	559	602	573	104	35727
	TOTAL TRANSPORT (B)	119953	431	33	255	561	514	583	634	644	1101	1114	959	562	127344
	TOTAL (A)+(B)	1000270	4223	39	1998	6194	5118	5227	5163	4555	4672	5485	5278	5697	1053919

## 52. NELAMANGALA (KA-52)

Sl. No.	CATEGORY OF VEHICLES	AS ON 31-03-2021	VEHICLES NEWLY REGISTERED IN THE YEAR 2021-22												AS ON 31-03-2022
			APRIL	MAY	JUNE	JULY	AUG.	SEPT.	OCTR.	NOVR.	DECR.	JAN.	FEB.	MARCH	
NON TRANSPORT VEHICLE															
1	Two Wheelers	91472	443	0	167	619	585	554	530	479	414	701	624	763	97351
2	Cars	20549	115	1	45	108	184	153	148	149	97	205	126	130	22010
3	Omni Buses	124	0	0	0	0	0	0	0	0	0	0	0	0	124
4	Tractors	3491	75	0	106	56	205	25	34	51	105	115	58	131	4452
5	Trailers	2082	44	0	76	32	121	8	15	18	43	49	29	44	2561
6	Construction Moving Equipment	191	2	1	4	6	10	6	7	2	1	7	13	13	263
7	Private Service Vehicle	32	0	0	0	0	0	0	0	0	0	0	0	0	32
8	Other Vehicles	941	3	0	2	3	1	1	2	1	2	1	3	5	965
	TOTAL NON TRANSPORT VEHICLES(A)	118882	682	2	400	824	1106	747	736	700	662	1078	853	1086	127758
9	TRANSPORT VEHICLE														
a.	Multi Axled/Articulated Vehicle	26	0	0	0	0	0	0	0	0	0	2	0	0	28
b.	Trucks and Lorries	7762	87	0	31	46	88	103	111	77	71	97	64	103	8640
	TOTAL	7788	87	0	31	46	88	103	111	77	71	99	64	103	8668
10	LIGHT GOODS VEHICLES														
a.	Four Wheeler	8659	49	0	17	66	79	69	56	66	87	72	75	112	9407
b.	Three Wheeler	1669	9	0	3	12	8	15	7	8	6	21	3	14	1775
	TOTAL	10328	58	0	20	78	87	84	63	74	93	93	78	126	11182
11	Buses	3252	0	0	0	0	0	0	0	0	1	1	4	5	3263
	TOTAL	3252	0	0	0	0	0	0	0	0	1	1	4	5	3263
12	TAXIES														
a.	Motor Cabs	3248	1	0	2	4	2	1	1	5	3	4	0	5	3276
b.	Maxi Cabs	1851	0	0	0	0	1	1	0	0	0	2	1	0	1856
c.	Others	0	0	0	0	0	0	0	0	0	0	0	0	0	0
	TOTAL	5099	1	0	2	4	3	2	1	5	3	6	1	5	5132
13	LMV PASSENGER														
a.	Three Seater(A/R)	4211	3	0	1	1	3	6	2	1	3	6	0	4	4241
14	Other Vehicles	812	2	0	4	10	10	16	5	4	24	12	2	6	907
	TOTAL	5023	5	0	5	11	13	22	7	5	27	18	2	10	5148
	TOTAL TRANSPORT (B)	31490	151	0	58	139	191	211	182	161	195	217	149	249	33393
	TOTAL (A)+(B)	150372	833	2	458	963	1297	958	918	861	857	1295	1002	1335	161151

## 53. K.R.PURAM (KA-53)

Sl. No.	CATEGORY OF VEHICLES	AS ON 31-03-2021	VEHICLES NEWLY REGISTERED IN THE YEAR 2021-22												AS ON 31-03-2022
			APRIL	MAY	JUNE	JULY	AUG.	SEPT.	OCTR.	NOVR.	DECR.	JAN.	FEB.	MARCH	
NON TRANSPORT VEHICLE															
1	Two Wheelers	493663	1742	0	674	2509	2273	2341	2683	2136	2018	2342	2456	2809	517646
2	Cars	144870	574	0	411	737	943	733	817	531	827	873	766	931	153013
3	Omni Buses	330	0	0	0	0	0	0	0	0	0	0	0	0	330
4	Tractors	3348	7	0	1	7	19	7	11	15	6	6	7	8	3442
5	Trailers	2269	6	0	1	4	5	3	5	10	2	2	6	6	2319
6	Construction Moving Equipment	184	2	0	0	6	5	7	2	3	3	6	4	7	229
7	Private Service Vehicle	53	0	0	0	0	0	0	0	0	0	0	0	0	53
8	Other Vehicles	1124	9	0	2	3	1	4	3	2	2	2	1	7	1160
	TOTAL NON TRANSPORT VEHICLES(A)	645841	2340	0	1089	3266	3246	3095	3521	2697	2858	3231	3240	3768	678192
9	TRANSPORT VEHICLE														
a.	Multi Axled/Articulated Vehicle	601	8	0	6	0	0	0	0	0	0	0	0	4	619
b.	Trucks and Lorries	10558	39	0	64	17	31	38	37	30	31	63	37	42	10987
	TOTAL	11159	47	0	70	17	31	38	37	30	31	63	37	46	11606
10	LIGHT GOODS VEHICLES														
a.	Four Wheeler	18573	74	0	31	108	95	100	105	106	98	137	132	164	19723
b.	Three Wheeler	2194	0	0	1	4	5	11	12	7	10	2	13	5	2264
	TOTAL	20767	74	0	32	112	100	111	117	113	108	139	145	169	21987
11	Buses	7986	1	0	0	2	2	0	0	2	2	0	3	1	7999
	TOTAL	7986	1	0	0	2	2	0	0	2	2	0	3	1	7999
12	TAXIES														
a.	Motor Cabs	15132	4	0	2	16	7	4	4	4	10	8	26	11	15228
b.	Maxi Cabs	3823	0	0	0	0	0	0	0	1	0	1	0	0	3825
c.	Others	13	0	0	0	0	0	0	0	0	0	0	0	0	13
	TOTAL	18968	4	0	2	16	7	4	4	5	10	9	26	11	19066
13	LMV PASSENGER														
a.	Three Seater(A/R)	4738	0	0	0	2	6	1	1	1	1	1	1	3	4755
14	Other Vehicles	2169	62	0	20	74	31	9	27	11	5	3	117	66	2594
	TOTAL	6907	62	0	20	76	37	10	28	12	6	4	118	69	7349
	TOTAL TRANSPORT (B)	65787	188	0	124	223	177	163	186	162	157	215	329	296	68007
	TOTAL (A)+(B)	711628	2528	0	1213	3489	3423	3258	3707	2859	3015	3446	3569	4064	746199



## 54. NAGAMANGALA (KA-54)

Sl. No.	CATEGORY OF VEHICLES	AS ON 31-03-2021	VEHICLES NEWLY REGISTERED IN THE YEAR 2021-22												AS ON 31-03-2022
			APRIL	MAY	JUNE	JULY	AUG.	SEPT.	OCTR.	NOVR.	DECR.	JAN.	FEB.	MARCH	
NON TRANSPORT VEHICLE															
1	Two Wheelers	73656	309	3	20	482	320	367	417	330	262	238	360	316	77080
2	Cars	7952	29	0	2	38	17	26	34	30	18	37	33	22	8238
3	Omni Buses	12	0	0	0	0	0	0	0	0	0	0	0	0	12
4	Tractors	5374	56	0	23	112	105	101	77	50	54	39	55	59	6105
5	Trailers	2572	0	0	0	0	3	5	2	6	0	2	4	2	2596
6	Construction Moving Equipment	94	3	0	0	2	2	3	0	1	3	1	1	1	111
7	Private Service Vehicle	6	0	0	0	0	0	0	0	0	0	0	1	0	7
8	Other Vehicles	337	1	0	0	1	1	0	1	0	0	0	1	1	343
	TOTAL NON TRANSPORT VEHICLES(A)	90003	398	3	45	635	448	502	531	417	337	317	455	401	94492
9	TRANSPORT VEHICLE														
a.	Multi Axled/Articulated Vehicle	1	0	0	0	0	0	0	0	0	0	0	0	0	1
b.	Trucks and Lorries	1423	4	0	0	5	1	0	1	0	6	2	3	2	1447
	TOTAL	1424	4	0	0	5	1	0	1	0	6	2	3	2	1448
LIGHT GOODS VEHICLES															
a.	Four Wheeler	3290	25	0	3	30	17	20	17	26	14	24	22	21	3509
b.	Three Wheeler	2446	3	0	2	4	3	0	4	0	2	1	3	0	2468
	TOTAL	5736	28	0	5	34	20	20	21	26	16	25	25	21	5977
11	Buses	294	0	0	0	0	0	0	1	2	0	0	1	0	298
	TOTAL	294	0	0	0	0	0	0	1	2	0	0	1	0	298
TAXIES															
a.	Motor Cabs	1746	1	0	0	2	1	1	0	1	1	0	0	2	1755
b.	Maxi Cabs	377	0	0	0	0	0	0	0	0	0	0	0	0	377
c.	Others	0	0	0	0	0	0	0	0	0	0	0	0	0	0
	TOTAL	2123	1	0	0	2	1	1	0	1	1	0	0	2	2132
LMV PASSENGER															
a.	Three Seater(A/R)	2969	0	0	0	1	0	2	1	0	0	0	0	1	2974
14	Other Vehicles	558	3	1	2	4	9	1	5	1	4	6	2	7	603
	TOTAL	3527	3	1	2	5	9	3	6	1	4	6	2	8	3577
	TOTAL TRANSPORT (B)	13104	36	1	7	46	31	24	29	30	27	33	31	33	13432
	TOTAL (A)+(B)	103107	434	4	52	681	479	526	560	447	364	350	486	434	107924

## 55. MYSORE EAST (KA-55)

Sl. No.	Category of Vehicles	AS ON 31-03-2021	VEHICLES NEWLY REGISTERED IN THE YEAR 2021-22												AS ON 31-03-2022
			APRIL	MAY	JUNE	JULY	AUG.	SEPT.	OCTR.	NOVR.	DECR.	JAN.	FEB.	MARCH	
NON TRANSPORT VEHICLE															
1	Two Wheelers	188058	420	64	0	368	463	509	596	262	379	416	483	473	192491
2	Cars	34210	14	4	0	19	37	31	36	4	25	20	24	15	34439
3	Omni Buses	123	0	0	0	0	0	0	0	0	0	0	0	0	123
4	Tractors	2187	25	0	0	18	35	40	44	7	52	28	38	25	2499
5	Trailers	804	1	0	0	0	2	1	3	0	3	2	2	5	823
6	Construction Moving Equipment	18	0	0	0	0	0	0	2	0	0	2	1	0	23
7	Private Service Vehicle	109	0	0	0	1	0	1	0	0	0	1	0	0	112
8	Other Vehicles	505	1	0	0	0	1	0	1	0	3	1	1	2	515
	TOTAL NON TRANSPORT VEHICLES(A)	226014	461	68	0	406	538	582	682	273	462	470	549	520	231025
9	TRANSPORT VEHICLE														
a.	Multi Axled/Articulated Vehicle	0	0	0	0	0	0	0	0	0	0	0	0	0	0
b.	Trucks and Lorries	4328	6	1	0	0	1	2	2	0	7	0	3	4	4354
	TOTAL	4328	6	1	0	0	1	2	2	0	7	0	3	4	4354
10	LIGHT GOODS VEHICLES														
a.	Four Wheeler	4414	6	0	0	3	10	7	6	0	9	12	17	16	4500
b.	Three Wheeler	3288	3	0	0	1	3	3	2	1	1	2	4	2	3310
	TOTAL	7702	9	0	0	4	13	10	8	1	10	14	21	18	7810
11	Buses	1519	0	0	0	0	0	1	0	0	2	1	0	0	1523
	TOTAL	1519	0	0	0	0	0	1	0	0	2	1	0	0	1523
12	TAXIES														
a.	Motor Cabs	2031	0	0	0	1	2	1	1	0	2	0	2	1	2041
b.	Maxi Cabs	767	0	0	0	3	0	0	0	0	0	0	2	0	772
c.	Others	8	0	0	0	0	0	0	0	0	0	0	0	0	8
	TOTAL	2806	0	0	0	4	2	1	1	0	2	0	4	1	2821
13	LMV PASSENGER														
a.	Three Seater(A/R)	10941	18	0	0	8	8	11	10	5	6	9	7	13	11036
14	Other Vehicles	464	1	0	0	3	1	0	3	0	2	6	0	0	480
	TOTAL	11405	19	0	0	11	9	11	13	5	8	15	7	13	11516
	TOTAL TRANSPORT (B)	27760	34	1	0	19	25	25	24	6	29	30	35	36	28024
	TOTAL (A)+(B)	253774	495	69	0	425	563	607	706	279	491	500	584	556	259049

## 56. BASAVAKALYANA (KA-56)

Sl. No.	CATEGORY OF VEHICLES	AS ON 31-03-2021	VEHICLES NEWLY REGISTERED IN THE YEAR 2021-22												AS ON 31-03-2022
			APRIL	MAY	JUNE	JULY	AUG.	SEPT.	OCTR.	NOVR.	DECR.	JAN.	FEB.	MARCH	
NON TRANSPORT VEHICLE															
1	Two Wheelers	39054	156	24	171	317	223	240	219	260	299	223	225	291	41702
2	Cars	2540	11	13	11	23	11	22	20	18	11	19	11	26	2736
3	Omni Buses	115	0	0	0	1	1	0	0	0	1	1	1	0	120
4	Tractors	1731	5	3	9	16	9	6	12	11	17	20	17	15	1871
5	Trailers	1098	3	3	4	10	4	1	4	2	1	3	8	6	1147
6	Construction Moving Equipment	2	0	0	1	0	0	5	1	0	1	1	1	0	12
7	Private Service Vehicle	0	0	0	0	0	0	0	0	0	0	0	0	0	0
8	Other Vehicles	43	0	0	0	4	1	2	1	0	0	0	0	1	52
	TOTAL NON TRANSPORT VEHICLES(A)	44583	175	43	196	371	249	276	257	291	330	267	263	339	47640
9	TRANSPORT VEHICLE														
a.	Multi Axled/Articulated Vehicle	10	0	0	0	0	0	0	0	0	0	0	0	0	10
b.	Trucks and Lorries	5892	9	2	4	0	1	4	5	5	5	4	22	24	5977
	TOTAL	5902	9	2	4	0	1	4	5	5	5	4	22	24	5987
10	LIGHT GOODS VEHICLES														
a.	Four Wheeler	1137	5	2	1	4	3	9	5	10	5	8	9	9	1207
b.	Three Wheeler	461	0	0	0	0	2	0	2	1	0	2	2	1	471
	TOTAL	1598	5	2	1	4	5	9	7	11	5	10	11	10	1678
11	Buses	284	0	0	0	0	0	0	0	0	0	0	0	0	284
	TOTAL	284	0	0	0	0	0	0	0	0	0	0	0	0	284
12	TAXIES														
a.	Motor Cabs	509	1	1	2	3	5	1	1	3	1	4	0	1	532
b.	Maxi Cabs	216	0	0	0	0	0	0	0	0	0	0	0	0	216
c.	Others	12	0	0	0	0	0	0	0	0	0	0	0	0	12
	TOTAL	737	1	1	2	3	5	1	1	3	1	4	0	1	760
13	LMV PASSENGER														
a.	Three Seater(A/R)	1668	1	0	0	0	0	0	0	0	0	0	2	1	1672
14	Other Vehicles	135	1	0	1	0	1	0	1	0	1	2	1	1	144
	TOTAL	1803	2	0	1	0	1	0	1	0	1	2	3	2	1816
	TOTAL TRANSPORT (B)	10324	17	5	8	7	12	14	14	19	12	20	36	37	10525
	TOTAL (A)+(B)	54907	192	48	204	378	261	290	271	310	342	287	299	376	58165

## 57. CHANDAPURA (KA-59)

Sl. No.	Category of Vehicles	As on 31-03-2021	Vehicles Newly Registered in the Year 2021-22												As on 31-03-2022
			April	May	June	July	Aug.	Sept.	Oct.	Nov.	Dec.	Jan.	Feb.	March	
Non Transport Vehicle															
1	Two Wheelers	224505	297	29	136	440	355	431	471	365	259	318	338	418	228362
2	Cars	53004	31	3	10	39	32	24	27	21	24	51	18	26	53310
3	Omni Buses	1449	0	0	0	0	0	0	0	0	0	0	0	0	1449
4	Tractors	3748	14	10	0	13	3	4	1	9	12	3	10	33	3860
5	Trailers	1694	3	2	1	1	0	1	0	1	0	0	2	3	1708
6	Construction Moving Equipment	423	0	0	1	2	1	1	1	0	0	0	1	0	430
7	Private Service Vehicle	5	0	0	0	0	0	0	0	0	0	0	0	0	5
8	Other Vehicles	1553	1	0	2	0	3	2	1	0	2	0	1	0	1565
	TOTAL NON TRANSPORT VEHICLES(A)	286381	346	44	150	495	394	463	501	396	297	372	370	480	290689
9	TRANSPORT VEHICLE														
a.	Multi Axled/Articulated Vehicle	457	0	0	0	0	0	0	0	0	0	0	0	0	457
b.	Trucks and Lorries	8787	40	3	6	14	8	17	15	11	17	23	8	17	8966
	TOTAL	9244	40	3	6	14	8	17	15	11	17	23	8	17	9423
10	LIGHT GOODS VEHICLES														
a.	Four Wheeler	15711	19	0	7	43	33	21	24	13	16	37	52	50	16026
b.	Three Wheeler	817	1	0	0	0	0	2	2	0	1	4	1	3	831
	TOTAL	16528	20	0	7	43	33	23	26	13	17	41	53	53	16857
11	Buses	2404	0	0	0	1	0	0	0	1	3	1	1	0	2411
	TOTAL	2404	0	0	0	1	0	0	0	1	3	1	1	0	2411
12	TAXIES														
a.	Motor Cabs	5004	1	0	0	4	0	0	0	0	0	0	1	2	5012
b.	Maxi Cabs	2157	0	0	0	0	0	0	0	0	0	0	0	0	2157
c.	Others	1	0	0	0	0	0	0	0	0	0	0	0	0	1
	TOTAL	7162	1	0	0	4	0	0	0	0	0	0	1	2	7170
13	LMV PASSENGER														
a.	Three Seater(A/R)	1001	1	0	1	0	0	3	2	2	0	0	2	2	1014
14	Other Vehicles	590	1	0	0	2	0	0	0	0	0	0	5	0	598
	TOTAL	1591	2	0	1	2	0	3	2	2	0	0	7	2	1612
	TOTAL TRANSPORT (B)	36929	63	3	14	64	41	43	43	27	37	65	70	74	37473
	TOTAL (A)+(B)	323310	409	47	164	559	435	506	544	423	334	437	440	554	328162

## 58. DHARWAD EAST (KA-63)

Sl. No.	Category of Vehicles	AS ON 31-03-2021	VEHICLES NEWLY REGISTERED IN THE YEAR 2021-22												AS ON 31-03-2022
			APRIL	MAY	JUNE	JULY	AUG.	SEPT.	OCTR.	NOVR.	DECR.	JAN.	FEB.	MARCH	
NON TRANSPORT VEHICLE															
1	Two Wheelers	317937	651	350	414	1345	959	1140	980	1308	1602	846	1026	1333	329891
2	Cars	53012	130	44	103	274	194	283	182	250	200	199	238	246	55355
3	Omni Buses	179	0	0	0	1	0	0	0	0	0	0	0	1	181
4	Tractors	8583	33	25	13	66	40	28	35	34	56	47	48	46	9054
5	Trailers	5161	21	0	4	15	7	12	14	7	14	9	13	9	5286
6	Construction Moving Equipment	123	3	2	0	2	4	6	4	4	1	1	1	0	151
7	Private Service Vehicle	3	0	0	0	0	0	0	0	0	0	0	0	0	3
8	Other Vehicles	1208	0	0	0	17	4	6	5	4	4	5	1	3	1257
	TOTAL NON TRANSPORT VEHICLES(A)	386206	838	421	534	1720	1208	1475	1220	1607	1877	1107	1327	1638	401178
9	TRANSPORT VEHICLE														
a.	Multi Axled/Articulated Vehicle	101	0	0	0	0	0	0	0	0	0	1	0	0	102
b.	Trucks and Lorries	17665	12	11	28	43	27	47	25	23	29	37	45	75	18067
	TOTAL	17766	12	11	28	43	27	47	25	23	29	38	45	75	18169
10	LIGHT GOODS VEHICLES														
a.	Four Wheeler	10864	34	17	26	46	46	51	44	61	69	74	40	79	11451
b.	Three Wheeler	3163	3	2	3	13	10	6	9	23	7	15	7	19	3280
	TOTAL	14027	37	19	29	59	56	57	53	84	76	89	47	98	14731
11	Buses	6450	2	0	0	0	0	0	0	0	1	0	0	2	6455
	TOTAL	6450	2	0	0	0	0	0	0	0	1	0	0	2	6455
12	TAXIES														
a.	Motor Cabs	2838	2	0	0	5	6	2	0	2	4	1	1	2	2863
b.	Maxi Cabs	1406	3	0	0	0	0	1	0	1	0	1	1	1	1414
c.	Others	13	0	0	0	0	0	0	0	0	0	0	0	0	13
	TOTAL	4257	5	0	0	5	6	3	0	3	4	2	2	3	4290
13	LMV PASSENGER														
a.	Three Seater(A/R)	19320	2	1	0	5	2	5	2	6	3	3	2	0	19351
14	Other Vehicles	2211	2	0	2	8	3	1	2	0	0	0	5	3	2237
	TOTAL	21531	4	1	2	13	5	6	4	6	3	3	7	3	21588
	TOTAL TRANSPORT (B)	64031	60	31	59	120	94	113	82	116	113	132	101	181	65233
	TOTAL (A)+(B)	450237	898	452	593	1840	1302	1588	1302	1723	1990	1239	1428	1819	466411

## 59. MADHUGIRI (KA-64)

Sl. No.	CATEGORY OF VEHICLES	AS ON 31-03-2021	VEHICLES NEWLY REGISTERED IN THE YEAR 2021-22												AS ON 31-03-2022
			APRIL	MAY	JUNE	JULY	AUG.	SEPT.	OCTR.	NOVR.	DECR.	JAN.	FEB.	MARCH	
NON TRANSPORT VEHICLE															
1	Two Wheelers	351546	684	0	140	1067	623	504	776	464	526	480	462	516	357788
2	Cars	28537	27	0	1	24	15	21	12	12	16	11	9	23	28708
3	Omni Buses	52	0	0	0	0	0	0	0	0	0	0	0	0	52
4	Tractors	4913	16	0	1	17	14	7	18	19	18	10	24	17	5074
5	Trailers	3698	12	0	2	12	9	7	15	13	8	3	14	11	3804
6	Construction Moving Equipment	67	8	1	2	6	2	3	7	2	4	2	2	2	108
7	Private Service Vehicle	1	0	0	0	0	0	0	0	0	0	0	0	0	1
8	Other Vehicles	782	1	0	0	1	0	0	1	0	0	0	0	0	785
	TOTAL NON TRANSPORT VEHICLES(A)	389596	748	1	146	1127	663	542	829	510	572	506	511	569	396320
9	TRANSPORT VEHICLE														
a.	Multi Axled/Articulated Vehicle	2	0	0	0	0	0	0	0	0	0	0	0	0	2
b.	Trucks and Lorries	2400	4	1	0	0	2	2	2	3	2	1	2	1	2420
	TOTAL	2402	4	1	0	0	2	2	2	3	2	1	2	1	2422
10	LIGHT GOODS VEHICLES														
a.	Four Wheeler	4327	19	0	3	14	13	16	13	9	13	23	15	20	4485
b.	Three Wheeler	3102	1	0	0	2	6	3	2	0	1	2	1	3	3123
	TOTAL	7429	20	0	3	16	19	19	15	9	14	25	16	23	7608
11	Buses	1475	0	0	0	0	0	1	0	2	0	0	1	0	1479
	TOTAL	1475	0	0	0	0	0	1	0	2	0	0	1	0	1479
12	TAXIES														
a.	Motor Cabs	2475	0	0	0	4	0	0	1	0	0	0	0	1	2481
b.	Maxi Cabs	738	0	0	0	0	0	0	0	0	0	0	0	0	738
c.	Others	8	0	0	0	0	0	0	0	0	0	0	0	0	8
	TOTAL	3221	0	0	0	4	0	0	1	0	0	0	0	1	3227
13	LMV PASSENGER														
a.	Three Seater(A/R)	5946	3	0	0	0	3	2	1	2	0	1	3	3	5964
14	Other Vehicles	1564	1	0	0	0	0	0	1	0	0	0	0	1	1567
	TOTAL	7510	4	0	0	0	3	2	2	2	0	1	3	4	7531
	TOTAL TRANSPORT (B)	22037	28	1	3	20	24	24	20	16	16	27	22	29	22267
	TOTAL (A)+(B)	411633	776	2	149	1147	687	566	849	526	588	533	533	598	418587

## 60. DHANDELI (KA-65)

Sl. No.	CATEGORY OF VEHICLES	AS ON 31-03-2021	VEHICLES NEWLY REGISTERED IN THE YEAR 2021-22												AS ON 31-03-2022
			APRIL	MAY	JUNE	JULY	AUG.	SEPT.	OCTR.	NOVR.	DECR.	JAN.	FEB.	MARCH	
NON TRANSPORT VEHICLE															
1	Two Wheelers	55273	134	0	103	211	150	321	219	255	381	199	158	247	57651
2	Cars	6190	21	1	18	20	18	59	19	31	24	24	19	24	6468
3	Omni Buses	70	0	0	0	0	0	0	0	0	0	0	0	0	70
4	Tractors	1791	0	0	5	6	9	27	11	11	15	16	6	8	1905
5	Trailers	1137	0	0	4	0	5	15	17	10	8	3	1	3	1203
6	Construction Moving Equipment	24	0	0	0	1	2	2	1	2	1	0	1	2	36
7	Private Service Vehicle	1	0	0	0	0	0	0	0	0	0	0	0	0	1
8	Other Vehicles	495	1	0	0	0	1	0	1	2	0	0	1	2	503
	TOTAL NON TRANSPORT VEHICLES(A)	64981	156	1	130	238	185	424	268	311	429	242	186	286	67837
9	TRANSPORT VEHICLE														
a.	Multi Axled/Articulated Vehicle	1	0	0	0	0	0	0	0	0	0	0	0	0	1
b.	Trucks and Lorries	1187	1	1	1	2	0	0	0	0	2	0	2	4	1200
	TOTAL	1188	1	1	1	2	0	0	0	0	2	0	2	4	1201
10	LIGHT GOODS VEHICLES														
a.	Four Wheeler	1238	2	0	3	6	3	9	1	0	11	4	1	4	1282
b.	Three Wheeler	167	0	0	1	2	0	1	0	1	1	0	0	0	173
	TOTAL	1405	2	0	4	8	3	10	1	1	12	4	1	4	1455
11	Buses	285	0	0	0	0	0	0	0	0	0	0	1	0	286
	TOTAL	285	0	0	0	0	0	0	0	0	0	0	1	0	286
12	TAXIES														
a.	Motor Cabs	409	3	1	0	2	1	2	2	0	0	0	3	1	424
b.	Maxi Cabs	199	0	0	0	0	0	0	0	0	0	0	0	0	199
c.	Others	12	0	0	0	0	0	0	0	0	0	0	0	0	12
	TOTAL	620	3	1	0	2	1	2	2	0	0	0	3	1	635
13	LMV PASSENGER														
a.	Three Seater(A/R)	723	1	0	0	1	0	1	1	1	2	0	1	1	732
14	Other Vehicles	337	0	1	2	0	2	1	0	0	0	2	0	0	345
	TOTAL	1060	1	1	2	1	2	2	1	1	2	2	1	1	1077
	TOTAL TRANSPORT (B)	4558	7	3	7	13	6	14	4	2	16	6	8	10	4654
	TOTAL (A)+(B)	69539	163	4	137	251	191	438	272	313	445	248	194	296	72491

## 61. THARIKERE (KA-66)

Sl. No.	CATEGORY OF VEHICLES	AS ON 31-03-2021	VEHICLES NEWLY REGISTERED IN THE YEAR 2021-22												AS ON 31-03-2022
			APRIL	MAY	JUNE	JULY	AUG.	SEPT.	OCTR.	NOVR.	DECR.	JAN.	FEB.	MARCH	
NON TRANSPORT VEHICLE															
1	Two Wheelers	112753	247	176	98	360	653	492	268	500	948	209	428	509	117641
2	Cars	15492	40	16	25	80	79	109	66	63	82	44	61	70	16227
3	Omni Buses	42	0	0	0	0	0	0	0	0	0	0	0	0	42
4	Tractors	10742	73	8	14	84	202	145	22	215	262	147	84	126	12124
5	Trailers	5505	15	7	6	25	55	54	14	60	84	50	26	47	5948
6	Construction Moving Equipment	49	3	0	2	1	1	4	2	0	1	0	0	1	64
7	Private Service Vehicle	2	0	0	0	0	0	0	0	0	0	0	0	0	2
8	Other Vehicles	439	1	0	0	1	6	2	1	6	2	2	5	4	469
	TOTAL NON TRANSPORT VEHICLES(A)	145024	379	207	145	551	996	806	373	844	1379	452	604	757	152517
9	TRANSPORT VEHICLE														
a.	Multi Axled/Articulated Vehicle	0	0	0	0	0	0	0	0	0	0	0	0	0	0
b.	Trucks and Lorries	1765	0	0	2	0	1	2	12	3	1	3	3	5	1797
	TOTAL	1765	0	0	2	0	1	2	12	3	1	3	3	5	1797
10	LIGHT GOODS VEHICLES														
a.	Four Wheeler	4637	5	0	14	22	38	22	25	19	31	20	17	22	4872
b.	Three Wheeler	1297	2	0	1	1	1	2	0	2	5	0	2	2	1315
	TOTAL	5934	7	0	15	23	39	24	25	21	36	20	19	24	6187
11	Buses	608	0	0	0	1	0	0	0	2	0	0	1	1	613
	TOTAL	608	0	0	0	1	0	0	0	2	0	0	1	1	613
12	TAXIES														
a.	Motor Cabs	1223	0	0	0	1	0	1	1	1	0	0	0	2	1229
b.	Maxi Cabs	460	0	0	0	0	0	0	0	0	0	0	0	0	460
c.	Others	0	0	0	0	0	0	0	0	0	0	0	0	0	0
	TOTAL	1683	0	0	0	1	0	1	1	1	0	0	0	2	1689
13	LMV PASSENGER														
a.	Three Seater(A/R)	2865	1	0	0	1	3	2	1	4	3	2	1	7	2890
14	Other Vehicles	814	2	0	1	0	0	1	0	2	1	0	2	1	824
	TOTAL	3679	3	0	1	1	3	3	1	6	4	2	3	8	3714
	TOTAL TRANSPORT (B)	13669	10	0	18	26	43	30	39	33	41	25	26	40	14000
	TOTAL (A)+(B)	158693	389	207	163	577	1039	836	412	877	1420	477	630	797	166517



## 62. CHINTAMANI (KA-67)

Sl. No.	CATEGORY OF VEHICLES	AS ON 31-03-2021	VEHICLES NEWLY REGISTERED IN THE YEAR 2021-22												AS ON 31-03-2022
			APRIL	MAY	JUNE	JULY	AUG.	SEPT.	OCTR.	NOVR.	DECR.	JAN.	FEB.	MARCH	
NON TRANSPORT VEHICLE															
1	Two Wheelers	49389	215	29	2	307	344	308	317	218	253	276	186	252	52096
2	Cars	6265	19	10	4	30	38	44	21	33	28	33	29	44	6598
3	Omni Buses	115	0	0	1	0	0	0	0	0	0	0	0	0	116
4	Tractors	2562	12	0	4	26	23	36	24	17	13	23	20	23	2783
5	Trailers	1610	8	0	3	10	17	14	14	7	6	6	10	10	1715
6	Construction Moving Equipment	61	0	0	0	5	4	2	0	0	1	1	0	0	74
7	Private Service Vehicle	2	0	0	0	0	0	0	0	0	0	0	0	0	2
8	Other Vehicles	249	0	0	0	0	1	0	0	0	0	1	0	0	251
	TOTAL NON TRANSPORT VEHICLES(A)	60253	254	39	14	378	427	404	376	275	301	340	245	329	63635
9	TRANSPORT VEHICLE														
a.	Multi Axled/Articulated Vehicle	0	0	0	0	0	0	0	0	0	0	0	0	0	0
b.	Trucks and Lorries	771	1	0	1	2	1	2	4	0	3	2	4	5	796
	TOTAL	771	1	0	1	2	1	2	4	0	3	2	4	5	796
10	LIGHT GOODS VEHICLES														
a.	Four Wheeler	3157	7	0	0	15	12	13	9	12	16	12	15	20	3288
b.	Three Wheeler	206	3	0	0	0	1	0	1	0	1	1	2	0	215
	TOTAL	3363	10	0	0	15	13	13	10	12	17	13	17	20	3503
11	Buses	892	0	0	0	0	0	1	0	0	1	0	0	0	894
	TOTAL	892	0	0	0	0	0	1	0	0	1	0	0	0	894
12	TAXIES														
a.	Motor Cabs	587	2	1	0	1	3	3	2	0	2	1	1	1	604
b.	Maxi Cabs	189	0	0	0	0	0	0	0	0	0	0	0	0	189
c.	Others	0	0	0	0	0	0	0	0	0	0	0	0	0	0
	TOTAL	776	2	1	0	1	3	3	2	0	2	1	1	1	793
13	LMV PASSENGER														
a.	Three Seater(A/R)	600	0	0	1	2	1	1	0	0	0	1	0	0	606
14	Other Vehicles	192	0	1	0	1	1	1	3	0	0	1	0	2	202
	TOTAL	792	0	1	1	3	2	2	3	0	0	2	0	2	808
	TOTAL TRANSPORT (B)	6594	13	2	2	21	19	21	19	12	23	18	22	28	6794
	TOTAL (A)+(B)	66847	267	41	16	399	446	425	395	287	324	358	267	357	70429

## 63. RANIBENNURU (KA-68)

Sl. No.	CATEGORY OF VEHICLES	AS ON 31-03-2021	VEHICLES NEWLY REGISTERED IN THE YEAR 2021-22												AS ON 31-03-2022
			APRIL	MAY	JUNE	JULY	AUG.	SEPT.	OCTR.	NOVR.	DECR.	JAN.	FEB.	MARCH	
NON TRANSPORT VEHICLE															
1	Two Wheelers	129674	547	0	299	799	701	747	553	438	1253	732	615	750	137108
2	Cars	10655	58	1	39	93	68	115	60	85	66	75	73	68	11456
3	Omni Buses	47	0	0	0	0	0	0	0	0	0	0	0	0	47
4	Tractors	11068	86	0	36	147	91	112	85	70	118	26	79	118	12036
5	Trailers	3251	35	0	11	27	22	21	34	21	19	25	18	32	3516
6	Construction Moving Equipment	115	3	0	3	2	2	6	5	4	6	2	5	6	159
7	Private Service Vehicle	1	0	0	0	0	0	0	0	0	0	0	0	0	1
8	Other Vehicles	732	10	0	1	3	3	8	3	2	1	4	0	3	770
	TOTAL NON TRANSPORT VEHICLES(A)	155543	739	1	389	1071	887	1009	740	620	1463	864	790	977	165093
9	TRANSPORT VEHICLE														
a.	Multi Axled/Articulated Vehicle	1	0	0	0	0	0	0	0	0	0	0	0	0	1
b.	Trucks and Lorries	880	1	0	5	4	4	6	2	11	4	5	4	10	936
	TOTAL	881	1	0	5	4	4	6	2	11	4	5	4	10	937
10	LIGHT GOODS VEHICLES														
a.	Four Wheeler	2147	34	1	21	37	31	30	25	31	40	25	40	56	2518
b.	Three Wheeler	1846	7	0	2	9	6	6	8	3	3	6	4	6	1906
	TOTAL	3993	41	1	23	46	37	36	33	34	43	31	44	62	4424
11	Buses	370	0	0	0	0	0	0	0	1	1	0	0	0	372
	TOTAL	370	0	0	0	0	0	0	0	1	1	0	0	0	372
12	TAXIES														
a.	Motor Cabs	1521	9	0	6	6	2	12	5	5	1	7	5	9	1588
b.	Maxi Cabs	1041	1	0	0	0	1	0	1	1	0	0	0	1	1046
c.	Others	0	0	0	0	0	0	0	0	0	0	0	0	0	0
	TOTAL	2562	10	0	6	6	3	12	6	6	1	7	5	10	2634
13	LMV PASSENGER														
a.	Three Seater(A/R)	5578	5	0	5	16	5	15	11	9	6	11	22	13	5696
14	Other Vehicles	419	3	0	3	3	5	4	0	1	2	1	6	14	461
	TOTAL	5997	8	0	8	19	10	19	11	10	8	12	28	27	6157
	TOTAL TRANSPORT (B)	13803	60	1	42	75	54	73	52	62	57	55	81	109	14524
	TOTAL (A)+(B)	169346	799	2	431	1146	941	1082	792	682	1520	919	871	1086	179617

## 64. RAMDURG (KA-69)

Sl. No.	CATEGORY OF VEHICLES	AS ON 31-03-2021	VEHICLES NEWLY REGISTERED IN THE YEAR 2021-22												AS ON 31-03-2022
			APRIL	MAY	JUNE	JULY	AUG.	SEPT.	OCTR.	NOVR.	DECR.	JAN.	FEB.	MARCH	
NON TRANSPORT VEHICLE															
1	Two Wheelers	46667	177	28	87	234	323	232	235	221	568	187	130	359	49448
2	Cars	3419	10	5	20	8	27	17	4	25	21	10	13	28	3607
3	Omni Buses	83	0	0	0	0	0	0	0	0	0	0	0	0	83
4	Tractors	5657	17	1	5	22	49	37	36	39	39	41	41	60	6044
5	Trailers	3522	10	1	7	9	37	24	42	17	18	7	15	29	3738
6	Construction Moving Equipment	52	1	0	2	2	3	1	1	1	2	1	3	1	70
7	Private Service Vehicle	0	0	0	0	0	0	0	0	0	0	0	0	0	0
8	Other Vehicles	133	0	0	0	1	1	1	0	2	1	0	4	5	148
	TOTAL NON TRANSPORT VEHICLES(A)	59533	215	35	121	276	440	312	318	305	649	246	206	482	63138
9	TRANSPORT VEHICLE														
a.	Multi Axled/Articulated Vehicle	0	0	0	0	0	0	0	0	0	0	0	0	0	0
b.	Trucks and Lorries	547	1	0	0	0	5	0	1	1	1	4	0	1	561
	TOTAL	547	1	0	0	0	5	0	1	1	1	4	0	1	561
10	LIGHT GOODS VEHICLES														
a.	Four Wheeler	1512	7	1	1	6	11	10	5	9	3	3	3	34	1605
b.	Three Wheeler	379	0	0	0	1	1	0	1	1	2	0	0	0	385
	TOTAL	1891	7	1	1	7	12	10	6	10	5	3	3	34	1990
11	Buses	161	0	0	0	0	0	0	0	0	0	0	0	0	161
	TOTAL	161	0	0	0	0	0	0	0	0	0	0	0	0	161
12	TAXIES														
a.	Motor Cabs	293	0	0	1	0	1	2	1	0	0	2	0	1	301
b.	Maxi Cabs	263	0	0	0	0	0	2	0	1	2	0	0	0	268
c.	Others	0	0	0	0	0	0	0	0	0	0	0	0	0	0
	TOTAL	556	0	0	1	0	1	4	1	1	2	2	0	1	569
13	LMV PASSENGER														
a.	Three Seater(A/R)	474	2	0	1	1	2	1	1	0	5	3	1	3	494
14	Other Vehicles	172	0	0	1	3	0	2	0	0	1	1	0	0	180
	TOTAL	646	2	0	2	4	2	3	1	0	6	4	1	3	674
	TOTAL TRANSPORT (B)	3801	10	1	4	11	20	17	9	12	14	13	4	39	3955
	TOTAL (A)+(B)	63334	225	36	125	287	460	329	327	317	663	259	210	521	67093

## 65. BANTWALA (KA-70)

Sl. No.	CATEGORY OF VEHICLES	AS ON 31-03-2021	VEHICLES NEWLY REGISTERED IN THE YEAR 2021-22												AS ON 31-03-2022
			APRIL	MAY	JUNE	JULY	AUG.	SEPT.	OCTR.	NOVR.	DECR.	JAN.	FEB.	MARCH	
	<b>NON TRANSPORT VEHICLE</b>														
1	Two Wheelers	143228	213	121	3	390	381	519	312	495	524	458	537	385	147566
2	Cars	43136	47	22	5	125	56	71	66	86	47	80	76	51	43868
3	Omni Buses	91	0	0	0	1	0	0	0	0	0	0	0	0	92
4	Tractors	112	1	0	0	0	0	3	0	0	3	2	1	4	126
5	Trailers	43	0	0	0	0	0	0	0	0	0	0	0	0	43
6	Construction Moving Equipment	46	0	0	0	5	3	2	2	2	2	0	1	1	64
7	Private Service Vehicle	2	0	0	0	0	0	0	0	0	0	0	0	0	2
8	Other Vehicles	1657	1	12	0	3	2	4	1	1	0	2	0	14	1697
	<b>TOTAL NON TRANSPORT VEHICLES(A)</b>	<b>188315</b>	<b>262</b>	<b>155</b>	<b>8</b>	<b>524</b>	<b>442</b>	<b>599</b>	<b>381</b>	<b>584</b>	<b>576</b>	<b>542</b>	<b>615</b>	<b>455</b>	<b>193458</b>
9	<b>TRANSPORT VEHICLE</b>														
a.	Multi Axled/Articulated Vehicle	7	0	0	0	0	0	0	0	0	0	0	0	0	7
b.	Trucks and Lorries	4241	7	11	3	3	16	12	7	31	8	23	7	4	4373
	<b>TOTAL</b>	<b>4248</b>	<b>7</b>	<b>11</b>	<b>3</b>	<b>3</b>	<b>16</b>	<b>12</b>	<b>7</b>	<b>31</b>	<b>8</b>	<b>23</b>	<b>7</b>	<b>4</b>	<b>4380</b>
10	<b>LIGHT GOODS VEHICLES</b>														
a.	Four Wheeler	5501	14	4	0	15	18	14	8	11	8	9	16	5	5623
b.	Three Wheeler	1561	2	0	0	3	5	3	1	5	5	4	7	2	1598
	<b>TOTAL</b>	<b>7062</b>	<b>16</b>	<b>4</b>	<b>0</b>	<b>18</b>	<b>23</b>	<b>17</b>	<b>9</b>	<b>16</b>	<b>13</b>	<b>13</b>	<b>23</b>	<b>7</b>	<b>7221</b>
11	Buses	1211	0	0	0	0	0	0	0	0	1	1	1	1	1215
	<b>TOTAL</b>	<b>1211</b>	<b>0</b>	<b>0</b>	<b>0</b>	<b>0</b>	<b>0</b>	<b>0</b>	<b>0</b>	<b>0</b>	<b>1</b>	<b>1</b>	<b>1</b>	<b>1</b>	<b>1215</b>
12	<b>TAXIES</b>														
a.	Motor Cabs	2630	2	1	0	1	1	2	0	1	0	2	2	3	2645
b.	Maxi Cabs	637	0	0	0	0	1	0	0	0	1	0	0	0	639
c.	Others	12	0	0	0	0	0	0	0	0	0	0	0	0	12
	<b>TOTAL</b>	<b>3279</b>	<b>2</b>	<b>1</b>	<b>0</b>	<b>1</b>	<b>2</b>	<b>2</b>	<b>0</b>	<b>1</b>	<b>1</b>	<b>2</b>	<b>2</b>	<b>3</b>	<b>3296</b>
13	<b>LMV PASSENGER</b>														
a.	Three Seater(A/R)	12626	39	14	0	42	78	124	51	84	53	72	58	53	13294
14	Other Vehicles	185	0	0	1	0	3	2	2	0	0	0	0	0	193
	<b>TOTAL</b>	<b>12811</b>	<b>39</b>	<b>14</b>	<b>1</b>	<b>42</b>	<b>81</b>	<b>126</b>	<b>53</b>	<b>84</b>	<b>53</b>	<b>72</b>	<b>58</b>	<b>53</b>	<b>13487</b>
	<b>TOTAL TRANSPORT (B)</b>	<b>28611</b>	<b>64</b>	<b>30</b>	<b>4</b>	<b>64</b>	<b>122</b>	<b>157</b>	<b>69</b>	<b>132</b>	<b>76</b>	<b>111</b>	<b>91</b>	<b>68</b>	<b>29599</b>
	<b>TOTAL (A)+(B)</b>	<b>216926</b>	<b>326</b>	<b>185</b>	<b>12</b>	<b>588</b>	<b>564</b>	<b>756</b>	<b>450</b>	<b>716</b>	<b>652</b>	<b>653</b>	<b>706</b>	<b>523</b>	<b>223057</b>

## 66. ATHANI (KA-71)

Sl. No.	CATEGORY OF VEHICLES	AS ON 31-03-2021	VEHICLES NEWLY REGISTERED IN THE YEAR 2021-22												AS ON 31-03-2022
			APRIL	MAY	JUNE	JULY	AUG.	SEPT.	OCTR.	NOVR.	DECR.	JAN.	FEB.	MARCH	
NON TRANSPORT VEHICLE															
1	Two Wheelers	4193	309	199	325	450	455	556	316	485	904	374	308	494	9368
2	Cars	427	21	9	19	52	44	53	30	74	39	49	39	39	895
3	Omni Buses	5	0	1	0	0	2	4	0	0	0	0	1	0	13
4	Tractors	622	54	8	25	113	101	99	91	83	57	90	84	94	1521
5	Trailers	430	60	1	21	73	78	96	145	49	32	40	32	41	1098
6	Construction Moving Equipment	31	4	1	3	4	4	4	0	2	1	0	2	2	58
7	Private Service Vehicle	0	0	0	0	0	0	0	0	0	0	0	0	0	0
8	Other Vehicles	37	0	0	0	1	1	2	4	2	1	0	0	1	49
	TOTAL NON TRANSPORT VEHICLES(A)	5745	448	219	393	693	685	814	586	695	1034	553	466	671	13002
9	TRANSPORT VEHICLE														
a.	Multi Axled/Articulated Vehicle	0	0	0	0	0	0	0	0	0	0	0	0	0	0
b.	Trucks and Lorries	44	1	2	5	5	4	3	6	3	1	7	3	6	90
	TOTAL	44	1	2	5	5	4	3	6	3	1	7	3	6	90
10	LIGHT GOODS VEHICLES														
a.	Four Wheeler	126	29	7	6	32	19	16	21	18	25	16	19	31	365
b.	Three Wheeler	4	0	0	0	1	0	1	0	1	0	1	0	0	8
	TOTAL	130	29	7	6	33	19	17	21	19	25	17	19	31	373
11	Buses	0	0	0	0	0	0	0	1	0	0	2	0	0	3
	TOTAL	0	0	0	0	0	0	0	1	0	0	2	0	0	3
12	TAXIES														
a.	Motor Cabs	19	2	0	0	6	2	0	0	0	0	1	1	2	33
b.	Maxi Cabs	2	1	0	0	0	0	0	0	0	0	0	0	0	3
c.	Others	0	0	0	0	0	0	0	0	0	0	0	0	0	0
	TOTAL	21	3	0	0	6	2	0	0	0	0	1	1	2	36
13	LMV PASSENGER														
a.	Three Seater(A/R)	8	4	0	0	3	0	0	1	2	1	2	1	2	24
14	Other Vehicles	56	4	0	3	2	4	3	3	0	7	0	1	0	83
	TOTAL	64	8	0	3	5	4	3	4	2	8	2	2	2	107
	TOTAL TRANSPORT (B)	259	41	9	14	49	29	23	32	24	34	29	25	41	609
	TOTAL (A)+(B)	6004	489	228	407	742	714	837	618	719	1068	582	491	712	13611

## 67. AUTO RIKSHAW OFFICE (KA-57)

Sl. No.	CATEGORY OF VEHICLES	AS ON 31-03-2021	VEHICLES NEWLY REGISTERED IN THE YEAR 2021-22												AS ON 31-03-2022
			APRIL	MAY	JUNE	JULY	AUG.	SEPT.	OCTR.	NOVR.	DECR.	JAN.	FEB.	MARCH	
	NON TRANSPORT VEHICLE														
1	Two Wheelers	0	0	0	0	0	0	0	0	0	0	0	0	0	0
2	Cars	29	0	0	0	0	0	0	0	0	0	0	0	0	29
3	Omni Buses	0	0	0	0	0	0	0	0	0	0	0	0	0	0
4	Tractors	0	0	0	0	0	0	0	0	0	0	0	0	0	0
5	Trailers	0	0	0	0	0	0	0	0	0	0	0	0	0	0
6	Construction Moving Equipment	0	0	0	0	0	0	0	0	0	0	0	0	0	0
7	Private Service Vehicle	0	0	0	0	0	0	0	0	0	0	0	0	0	0
8	Other Vehicles	0	0	0	0	0	0	0	0	0	0	0	0	0	0
	TOTAL NON TRANSPORT VEHICLES(A)	29	0	0	0	0	0	0	0	0	0	0	0	0	29
9	TRANSPORT VEHICLE														
a.	Multi Axled/Articulated Vehicle	0	0	0	0	0	0	0	0	0	0	0	0	0	0
b.	Trucks and Lorries	0	0	0	0	0	0	0	0	0	0	0	0	0	0
	TOTAL	0	0	0	0	0	0	0	0	0	0	0	0	0	0
10	LIGHT GOODS VEHICLES														
a.	Four Wheeler	0	0	0	0	0	0	0	0	0	0	0	0	0	0
b.	Three Wheeler	0	0	0	0	0	0	0	0	0	0	0	0	0	0
	TOTAL	0	0	0	0	0	0	0	0	0	0	0	0	0	0
11	Buses	4544	0	0	0	0	0	0	1	0	192	222	135	16	5110
	TOTAL	4544	0	0	0	0	0	0	1	0	192	222	135	16	5110
12	TAXIES														
a.	Motor Cabs	0	0	0	0	0	0	0	0	0	0	0	0	0	0
b.	Maxi Cabs	0	0	0	0	0	0	0	0	0	0	0	0	0	0
c.	Others	0	0	0	0	0	0	0	0	0	0	0	0	0	0
	TOTAL	0	0	0	0	0	0	0	0	0	0	0	0	0	0
13	LMV PASSENGER														
a.	Three Seater(A/R)	0	0	0	0	0	0	0	0	0	0	0	0	0	0
14	Other Vehicles	0	0	0	0	0	0	0	0	0	0	0	0	0	0
	TOTAL	0	0	0	0	0	0	0	0	0	0	0	0	0	0
	TOTAL TRANSPORT (B)	4544	0	0	0	0	0	0	1	0	192	222	135	16	5110
	TOTAL (A)+(B)	4573	0	0	0	0	0	0	1	0	192	222	135	16	5139

## 27. Regional Transport Office wise total vehicle registered as on 31.03.2022

SL. NO.	OFFICE NAME	TOTAL AS ON 31-03-2021	NEWLY REGISTERED FROM 01-04-2021 TO 31-03-2022	TOTAL AS ON 31-03-2022
1	BENGALURU CENTRAL RTO	1160663	41745	1202408
2	BENGALURU WEST RTO	1289055	47111	1336166
3	BENGALURU EAST RTO	1523789	54899	1578688
4	BENGALURU NORTH RTO	1284943	41949	1326892
5	BENGALURU SOUTH RTO	1645290	74215	1719505
6	TUMKUR RTO	628377	31070	659447
7	KOLAR RTO	261714	10646	272360
8	K G F ARTO	215601	5080	220681
9	MYSURU WEST RTO	935078	43379	978457
10	CHAMARAJANAGAR RTO	238944	9769	248713
11	MANDYA RTO	445430	17357	462787
12	MADIKERI RTO	205101	8350	213451
13	HASSAN RTO	518402	22556	540958
14	SHIMOGA RTO	498342	17224	515566
15	SAGAR ARTO	253643	12009	265652
16	CHITRADURGA RTO	423391	25082	448473
17	DAVANAGERE RTO	632339	29083	661422
18	CHIKAMANGLUR RTO	275822	10757	286579
19	MANGALORE RTO	627006	34724	661730
20	UDUPI RTO	504829	24686	529515
21	PUTTUR RTO	208283	10813	219096
22	BELAGAVI RTO	608469	26544	635013
23	CHIKKODI RTO	469158	13116	482274
24	BAILHONGAL RTO	216258	6107	222365
25	DHARWAD WEST RTO	676920	17295	694215
26	GADAG RTO	276955	13704	290659
27	HAVERI RTO	372835	13686	386521
28	BIJAPUR RTO	572704	31492	604196
29	BAGALKOT RTO	322871	14427	337298
30	KARWAR RTO	140829	4248	145077
31	SIRSI RTO	226815	9146	235961
32	KALABURAGI RTO	578928	27080	606008
33	YADGIRI RTO	207633	11829	219462
34	BELLARY RTO	386849	17666	404515

SL. NO.	OFFICE NAME	TOTAL AS ON 31-03-2021	NEWLY REGISTERED FROM 01-04-2021 TO 31-03-2022	TOTAL AS ON 31-03-2022
35	HOSPET RTO	386437	21655	408092
36	RAICHUR RTO	468047	24039	492086
37	KOPPAL RTO	342634	18563	361197
38	BIDAR RTO	173587	9363	182950
39	BHALKI ARTO	106876	4693	111569
40	CHICKABALLAPUR RTO	287044	8601	295645
41	JNANABHARATHI RTO	522095	17549	539644
42	RAMANAGAR RTO	259531	11242	270773
43	DEVANAHALLI ARTO	172432	6372	178804
44	TIPTUR ARTO	211592	9452	221044
45	HUNSUR ARTO	233724	5953	239677
46	SAKALESHPURA ARTO	110099	3057	113156
47	HONNAVAR ARTO	156494	7125	163619
48	JAMKHANDI ARTO	228999	10258	239257
49	GOKAK ARTO	194220	9325	203545
50	YALAHANKA RTO	372540	21223	393763
51	ELEC CITY RTO	1000270	53649	1053919
52	NELAMANGALA RTO	150372	10779	161151
53	KRISHNARAJAPURAM RTO	711628	34571	746199
54	NAGAMANGALA RTO	103107	4817	107924
55	MYSURU EAST RTO	253774	5275	259049
56	BASWAKALYAN RTO	54907	3258	58165
57	CHANDAPURA, BENGALURU RTO	323310	4852	328162
58	DHARWAD EAST RTO	450237	16174	466411
59	MADHUGIRI, TUMAKURU ARTO	411633	6954	418587
60	DANDELI ARTO	69539	2952	72491
61	TARIKERE, CHIKKAMAGALURU ARTO	158693	7824	166517
62	CHINTAMANI ARTO	66847	3582	70429
63	RANIBENNUR ARTO	169346	10271	179617
64	RAMDURGA ARTO	63334	3759	67093
65	BANTWALA ARTO	216926	6131	223057
66	ATHANI ARTO	6004	7607	13611
67	AUTORIKSHA OFFICE	4573	566	5139
	<b>TOTAL</b>	<b>27274117</b>	<b>1150335</b>	<b>28424452</b>



28. The Details of District Wise Total Vehicle Registered as on 31.03.2022

28.1 BANGALORE URBAN AND RURAL DIVISION (District Wise) AS ON 2022

SL. No	CATEGORY OF VEHICLES	B'LORE(U)	B'LORE (R)	TUMKUR	KOLAR	C.B.PURA	RAM NAGAR	TOTAL
<b>NON-TRANSPORT VEHICLES</b>								
1	Two Wheelers	6550155	215173	972618	401257	205632	186292	8531127
2	Cars	2062333	43600	105680	55964	27521	28483	2323581
3	Omni Buses	4809	295	228	1062	681	86	7161
4	Tractors	31575	7746	38760	18682	12267	8362	117392
5	Trailers	11216	4781	27812	13571	7386	3720	68486
6	Construction Moving Equipment	2017	341	596	204	118	307	3583
7	Private Service Vehicle	428	36	38	22	3	6	533
8	Other Vehicles	35600	1918	3127	2577	1122	787	45131
	<b>TOTAL NON TRANSPORT VEHICLES(A)</b>	<b>8698133</b>	<b>273890</b>	<b>1148859</b>	<b>493339</b>	<b>254730</b>	<b>228043</b>	<b>11096994</b>
9	<b>TRANSPORT VEHICLE</b>							
a.	Multi Axled/Articulated Vehicle	15101	85	59	13	30	310	15598
b.	Trucks and Lorries	169529	11891	13406	8826	5040	4376	213068
	<b>TOTAL</b>	<b>184630</b>	<b>11976</b>	<b>13465</b>	<b>8839</b>	<b>5070</b>	<b>4686</b>	<b>228666</b>
10	<b>LIGHT GOODS VEHICLES</b>							
a.	Four Wheeler	167405	13879	20047	15541	9439	7570	233881
b.	Three Wheeler	61821	2446	13731	3084	1168	2531	84781
	<b>TOTAL</b>	<b>229226</b>	<b>16325</b>	<b>33778</b>	<b>18625</b>	<b>10607</b>	<b>10101</b>	<b>318662</b>
11	Buses	115876	4639	6179	5678	4707	3002	140081
	<b>TOTAL</b>	<b>115876</b>	<b>4639</b>	<b>6179</b>	<b>5678</b>	<b>4707</b>	<b>3002</b>	<b>140081</b>
12	<b>TAXIES</b>							
a.	Motor Cabs	195873	4890	10501	4371	2951	4375	222961
b.	Maxi Cabs	54137	2604	3388	1256	1079	1306	63770
c.	Others	130	0	10	1	10	2	153
	<b>TOTAL</b>	<b>250140</b>	<b>7494</b>	<b>13899</b>	<b>5628</b>	<b>4040</b>	<b>5683</b>	<b>286884</b>
13	<b>LMV PASSENGER</b>							
a.	Three Seater(A/R)	288108	6753	29381	9876	6121	7095	347334
14	Other Vehicles	72043	1727	6041	2177	1769	921	84678
	<b>TOTAL</b>	<b>360151</b>	<b>8480</b>	<b>35422</b>	<b>12053</b>	<b>7890</b>	<b>8016</b>	<b>432012</b>
	<b>TOTAL TRANSPORT(B)</b>	<b>1140023</b>	<b>48914</b>	<b>102743</b>	<b>50823</b>	<b>32314</b>	<b>31488</b>	<b>1406305</b>
	<b>TOTAL (A)+(B)</b>	<b>9838156</b>	<b>322804</b>	<b>1251602</b>	<b>544162</b>	<b>287044</b>	<b>259531</b>	<b>12503299</b>

The Details of District Wise Total Vehicle Registered as on 31.03.2022  
28.2 MYSURU DIVISION (District wise)

SL.No	CATEGORY OF VEHICLES	MYSORE	MANDYA	MADIKERI	CHAMRAJNGR	HASSAN	TOTAL
	<b>NON-TRANSPORT VEHICLES</b>						
1	Two Wheelers	1094423	413690	101969	185247	441180	2236509
2	Cars	173641	43062	74675	17316	87091	395785
3	Omni Buses	513	85	573	73	292	1536
4	Tractors	20491	17989	1783	7331	22273	69867
5	Trailers	8146	9951	1340	3500	12177	35114
6	Construction Moving Equipment	114	246	17	24	160	561
7	Private Service Vehicle	374	67	31	183	63	718
8	Other Vehicles	3097	2046	898	938	2874	9853
	<b>TOTAL NON TRANSPORT VEHICLES(A)</b>	<b>1300799</b>	<b>487136</b>	<b>181286</b>	<b>214612</b>	<b>566110</b>	<b>2749943</b>
9	<b>TRANSPORT VEHICLE</b>						
a.	Multi Axled/Articulated Vehicle	572	11	0	5	5	593
b.	Trucks and Lorries	13368	10659	2285	4372	9436	40120
	<b>TOTAL</b>	<b>13940</b>	<b>10670</b>	<b>2285</b>	<b>4377</b>	<b>9441</b>	<b>40713</b>
10	<b>LIGHT GOODS VEHICLES</b>						
a.	Four Wheeler	23551	14396	6338	7762	16473	68520
b.	Three Wheeler	13939	9778	796	2731	5902	33146
	<b>TOTAL</b>	<b>37490</b>	<b>24174</b>	<b>7134</b>	<b>10493</b>	<b>22375</b>	<b>101666</b>
11	Buses	14505	3446	3025	2371	2250	25597
	<b>TOTAL</b>	<b>14505</b>	<b>3446</b>	<b>3025</b>	<b>2371</b>	<b>2250</b>	<b>25597</b>
12	<b>TAXIES</b>						
a.	Motor Cabs	11244	6758	1678	1363	7368	28411
b.	Maxi Cabs	4691	2477	475	1044	2960	11647
c.	Others	21	0	1	0	10	32
	<b>TOTAL</b>	<b>15956</b>	<b>9235</b>	<b>2154</b>	<b>2407</b>	<b>10338</b>	<b>40090</b>
13	<b>LMV PASSENGER</b>						
a.	Three Seater(A/R)	36999	12361	8288	3906	14261	75815
14	Other Vehicles	2887	1515	929	778	3726	9835
	<b>TOTAL</b>	<b>39886</b>	<b>13876</b>	<b>9217</b>	<b>4684</b>	<b>17987</b>	<b>85650</b>
	<b>TOTAL TRANSPORT(B)</b>	<b>121777</b>	<b>61401</b>	<b>23815</b>	<b>24332</b>	<b>62391</b>	<b>293716</b>
	<b>TOTAL (A)+(B)</b>	<b>1422576</b>	<b>548537</b>	<b>205101</b>	<b>238944</b>	<b>628501</b>	<b>3043659</b>

**The Details of District Wise Total Vehicle Registered as on 31.03.2022**  
**28.3 SHIVAMOGGA DIVISION (District wise)**

SL.No	CATEGORY OF VEHICLES	SHIMOGA	CHITRADURGA	DAVANAGERE	C-M'LORE	MLORE	UDUPI	TOTAL
	<b>NON-TRANSPORT VEHICLES</b>							
1	Two Wheelers	553524	309750	472244	280525	669887	354456	2640386
2	Cars	98168	31463	55511	79943	236571	84639	586295
3	Omni Buses	199	71	132	158	359	132	1051
4	Tractors	18302	20469	31917	16143	535	447	87813
5	Trailers	12451	10925	13409	10552	198	76	47611
6	Construction Moving Equipment	136	294	232	73	239	119	1093
7	Private Service Vehicle	14	4	10	15	195	7	245
8	Other Vehicles	1993	1961	1942	1678	6455	1219	15248
	<b>TOTAL NON TRANSPORT VEHICLES(A)</b>	<b>684787</b>	<b>374937</b>	<b>575397</b>	<b>389087</b>	<b>914439</b>	<b>441095</b>	<b>3379742</b>
9	<b>TRANSPORT VEHICLE</b>							
a.	Multi Axled/Articulated Vehicle	7	16	10	4	1934	7	1978
b.	Trucks and Lorries	11238	8594	7653	5489	24873	7717	65564
	<b>TOTAL</b>	<b>11245</b>	<b>8610</b>	<b>7663</b>	<b>5493</b>	<b>26807</b>	<b>7724</b>	<b>67542</b>
10	<b>LIGHT GOODS VEHICLES</b>							
a.	Four Wheeler	17012	10207	10431	13045	26680	15320	92695
b.	Three Wheeler	5070	3644	6954	3808	5980	2901	28357
	<b>TOTAL</b>	<b>22082</b>	<b>13851</b>	<b>17385</b>	<b>16853</b>	<b>32660</b>	<b>18221</b>	<b>121052</b>
11	Buses	4533	2476	2946	3387	11987	5650	30979
	<b>TOTAL</b>	<b>4533</b>	<b>2476</b>	<b>2946</b>	<b>3387</b>	<b>11987</b>	<b>5650</b>	<b>30979</b>
12	<b>TAXIES</b>							
a.	Motor Cabs	5134	5118	4497	3274	12480	6665	37168
b.	Maxi Cabs	1619	1950	1771	1180	3307	1764	11591
c.	Others	10	0	0	0	12	5	27
	<b>TOTAL</b>	<b>6763</b>	<b>7068</b>	<b>6268</b>	<b>4454</b>	<b>15799</b>	<b>8434</b>	<b>48786</b>
13	<b>LMV PASSENGER</b>							
a.	Three Seater(A/R)	14886	15233	21058	11870	48952	22669	134668
14	Other Vehicles	7689	1216	1622	3371	1571	1036	16505
	<b>TOTAL</b>	<b>22575</b>	<b>16449</b>	<b>22680</b>	<b>15241</b>	<b>50523</b>	<b>23705</b>	<b>151173</b>
	<b>TOTAL TRANSPORT(B)</b>	<b>67198</b>	<b>48454</b>	<b>56942</b>	<b>45428</b>	<b>137776</b>	<b>63734</b>	<b>419532</b>
	<b>TOTAL (A)+(B)</b>	<b>751985</b>	<b>423391</b>	<b>632339</b>	<b>434515</b>	<b>1052215</b>	<b>504829</b>	<b>3799274</b>

## The Details of District Wise Total Vehicle Registered as on 31.03.2022

## 28.4 BELAGAVI DIVISION (Districtwise)

SL.No	CATEGORY OF VEHICLES	BELGAUM	GADAG	DHARWAD	HAVERI	BIJAPUR	BAGALKOTE	KARWAR	TOTAL
	<b>NON-TRANSPORT VEHICLES</b>								
1	Two Wheelers	1217919	197262	790763	417087	419231	412392	469331	3923985
2	Cars	121808	18680	136302	33924	39711	36501	60798	447724
3	Omni Buses	1974	161	597	109	304	252	172	3569
4	Tractors	64078	20626	33445	32861	35693	30818	5359	222880
5	Trailers	42915	10787	20244	9790	18363	26053	2436	130588
6	Construction Moving Equipment	535	97	377	193	341	207	115	1865
7	Private Service Vehicle	21	5	4	6	3	3	7	49
8	Other Vehicles	3649	1150	3043	2378	2290	1693	2270	16473
	<b>TOTAL NON TRANSPORT VEHICLES(A)</b>	<b>1452899</b>	<b>248768</b>	<b>984775</b>	<b>496348</b>	<b>515936</b>	<b>507919</b>	<b>540488</b>	<b>4747133</b>
9	<b>TRANSPORT VEHICLE</b>								
a.	Multi Axled/Articulated Vehicle	36	13	173	2	312	121	5	662
b.	Trucks and Lorries	25795	3668	36000	4861	11836	6893	10535	99588
	<b>TOTAL</b>	<b>25831</b>	<b>3681</b>	<b>36173</b>	<b>4863</b>	<b>12148</b>	<b>7014</b>	<b>10540</b>	<b>100250</b>
10	<b>LIGHT GOODS VEHICLES</b>								
a.	Four Wheeler	34268	6347	25499	10905	13449	11125	12857	114450
b.	Three Wheeler	4566	3111	7547	5576	7480	2652	4260	35192
	<b>TOTAL</b>	<b>38834</b>	<b>9458</b>	<b>33046</b>	<b>16481</b>	<b>20929</b>	<b>13777</b>	<b>17117</b>	<b>149642</b>
11	Buses	12113	2380	14368	1914	3654	4772	4064	43265
	<b>TOTAL</b>	<b>12113</b>	<b>2380</b>	<b>14368</b>	<b>1914</b>	<b>3654</b>	<b>4772</b>	<b>4064</b>	<b>43265</b>
12	<b>TAXIES</b>								
a.	Motor Cabs	5579	2402	6994	4065	4503	3376	4670	31589
b.	Maxi Cabs	4036	2104	4124	2916	1938	1675	2224	19017
c.	Others	1	0	23	0	0	7	28	59
	<b>TOTAL</b>	<b>9616</b>	<b>4506</b>	<b>11141</b>	<b>6981</b>	<b>6441</b>	<b>5058</b>	<b>6922</b>	<b>50665</b>
13	<b>LMV PASSENGER</b>								
a.	Three Seater(A/R)	14164	7397	39548	14356	10592	11182	12564	109803
14	Other Vehicles	3986	765	8106	1238	3004	2148	1982	21229
	<b>TOTAL</b>	<b>18150</b>	<b>8162</b>	<b>47654</b>	<b>15594</b>	<b>13596</b>	<b>13330</b>	<b>14546</b>	<b>131032</b>
	<b>TOTAL TRANSPORT(B)</b>	<b>104544</b>	<b>28187</b>	<b>142382</b>	<b>45833</b>	<b>56768</b>	<b>43951</b>	<b>53189</b>	<b>474854</b>
	<b>TOTAL (A)+(B)</b>	<b>1557443</b>	<b>276955</b>	<b>1127157</b>	<b>542181</b>	<b>572704</b>	<b>551870</b>	<b>593677</b>	<b>5221987</b>

The Details of District Wise Total Vehicle Registered as on 31.03.2022  
28.5 KALBURGI DIVISION (District wise)

SL.No	CATEGORY OF VEHICLES	KALBURGI	YADGIR	RAICHUR	BELLARY	KOPPAL	BIDAR	TOTAL
	<b>NON-TRANSPORT VEHICLES</b>							
1	Two Wheelers	427521	147547	358529	578793	261733	256831	2030954
2	Cars	43574	11902	26167	59390	22312	21159	184504
3	Omni Buses	1113	324	529	321	264	652	3203
4	Tractors	19838	15164	33990	31709	22294	10200	133195
5	Trailers	8613	6020	10599	15289	8424	5589	54534
6	Construction Moving Equipment	155	158	128	234	67	45	787
7	Private Service Vehicle	2	4	1	17	5	3	32
8	Other Vehicles	3153	1359	1408	3070	1355	509	10854
	<b>TOTAL NON TRANSPORT VEHICLES(A)</b>	<b>503969</b>	<b>182478</b>	<b>431351</b>	<b>688823</b>	<b>316454</b>	<b>294988</b>	<b>2418063</b>
9	<b>TRANSPORT VEHICLE</b>							
a.	Multi Axled/Articulated Vehicle	98	4	13	618	16	76	825
b.	Trucks and Lorries	18216	2505	6012	28377	4856	13327	73293
	<b>TOTAL</b>	<b>18314</b>	<b>2509</b>	<b>6025</b>	<b>28995</b>	<b>4872</b>	<b>13403</b>	<b>74118</b>
10	<b>LIGHT GOODS VEHICLES</b>							
a.	Four Wheeler	9223	4783	12053	17473	6899	7441	57872
b.	Three Wheeler	8569	1348	2813	3156	2649	3107	21642
	<b>TOTAL</b>	<b>17792</b>	<b>6131</b>	<b>14866</b>	<b>20629</b>	<b>9548</b>	<b>10548</b>	<b>79514</b>
11	Buses	7363	1742	2699	6007	2467	3657	23935
	<b>TOTAL</b>	<b>7363</b>	<b>1742</b>	<b>2699</b>	<b>6007</b>	<b>2467</b>	<b>3657</b>	<b>23935</b>
12	<b>TAXIES</b>							
a.	Motor Cabs	4248	2074	2761	4865	2657	2108	18713
b.	Maxi Cabs	2182	662	1300	2658	1155	1381	9338
c.	Others	11	0	10	0	1	12	34
	<b>TOTAL</b>	<b>6441</b>	<b>2736</b>	<b>4071</b>	<b>7523</b>	<b>3813</b>	<b>3501</b>	<b>28085</b>
13	<b>LMV PASSENGER</b>							
a.	Three Seater(A/R)	19101	11387	8071	15360	2760	8451	65130
14	Other Vehicles	5948	650	964	5949	2720	822	17053
	<b>TOTAL</b>	<b>25049</b>	<b>12037</b>	<b>9035</b>	<b>21309</b>	<b>5480</b>	<b>9273</b>	<b>82183</b>
	<b>TOTAL TRANSPORT(B)</b>	<b>74959</b>	<b>25155</b>	<b>36696</b>	<b>84463</b>	<b>26180</b>	<b>40382</b>	<b>287835</b>
	<b>TOTAL (A)+(B)</b>	<b>578928</b>	<b>207633</b>	<b>468047</b>	<b>773286</b>	<b>342634</b>	<b>335370</b>	<b>2705898</b>

## 28.6. Division wise vehicle registered and kept for use in Karnataka State as on 31.03.2022

SL.No	CATEGORY OF VEHICLES	BENGALURU DIVISION	BENGALURU RURAL DVN.	MYSORE DIVISION	SHIMOGA DIVISION	BELGAUM DIVISION	KALBURGI DIVISION	TOTAL IN KARNATAKA
	<b>NON-TRANSPORT VEHICLES</b>							
1	Two Wheelers	6673856	1857271	2236509	2640386	3923985	2030954	19362961
2	Cars	2085384	238197	395785	586295	447724	184504	3937889
3	Omni Buses	4980	2181	1536	1051	3569	3203	16520
4	Tractors	35830	81562	69867	87813	222880	133195	631147
5	Trailers	13915	54571	35114	47611	130588	54534	336333
6	Construction Moving Equipment	2167	1416	561	1093	1865	787	7889
7	Private Service Vehicle	432	101	718	245	49	32	1577
8	Other Vehicles	36577	8554	9853	15248	16473	10854	97559
	<b>TOTAL NON TRANSPORT VEHICLES(A)</b>	<b>8853141</b>	<b>2243853</b>	<b>2749943</b>	<b>3379742</b>	<b>4747133</b>	<b>2418063</b>	<b>24391875</b>
9	<b>TRANSPORT VEHICLE</b>							
a.	Multi Axled/Articulated Vehicle	15160	438	593	1978	662	825	19656
b.	Trucks and Lorries	173658	39410	40120	65564	99588	73293	491633
	<b>TOTAL</b>	<b>188818</b>	<b>39848</b>	<b>40713</b>	<b>67542</b>	<b>100250</b>	<b>74118</b>	<b>511289</b>
10	<b>LIGHT GOODS VEHICLES</b>							
a.	Four Wheeler	172625	61256	68520	92695	114450	57872	567418
b.	Three Wheeler	62598	22183	33146	28357	35192	21642	203118
	<b>TOTAL</b>	<b>235223</b>	<b>83439</b>	<b>101666</b>	<b>121052</b>	<b>149642</b>	<b>79514</b>	<b>770536</b>
11	Buses	117263	22818	25597	30979	43265	23935	263857
	<b>TOTAL</b>	<b>117263</b>	<b>22818</b>	<b>25597</b>	<b>30979</b>	<b>43265</b>	<b>23935</b>	<b>263857</b>
12	<b>TAXIES</b>							
a.	Motor Cabs	197515	25446	28411	37168	31589	18713	338842
b.	Maxi Cabs	54890	8880	11647	11591	19017	9338	115363
c.	Others	130	23	32	27	59	34	305
	<b>TOTAL</b>	<b>252535</b>	<b>34349</b>	<b>40090</b>	<b>48786</b>	<b>50665</b>	<b>28085</b>	<b>454510</b>
13	<b>LMV PASSENGER</b>							
a.	Three Seater(A/R)	290650	56684	75815	134668	109803	65130	732750
14	Other Vehicles	72958	11720	9835	16505	21229	17053	149300
	<b>TOTAL</b>	<b>363608</b>	<b>68404</b>	<b>85650</b>	<b>151173</b>	<b>131032</b>	<b>82183</b>	<b>882050</b>
	<b>TOTAL TRANSPORT(B)</b>	<b>1157447</b>	<b>248858</b>	<b>293716</b>	<b>419532</b>	<b>474854</b>	<b>287835</b>	<b>2882242</b>
	<b>TOTAL (A)+(B)</b>	<b>10010588</b>	<b>2492711</b>	<b>3043659</b>	<b>3799274</b>	<b>5221987</b>	<b>2705898</b>	<b>27274117</b>

## 29. The Details of District Wise Newly Registered Vehicles in the Year 2021-22

## 29.1 BENGALURU URBAN AND RURAL DIVISION (District wise)

SL.No	CATEGORY OF VEHICLES	B'LORE(U)	B'LORE (R)	TUMKUR	KOLAR	C.B.PURA	RAM NAGAR	TOTAL
	<b>NON-TRANSPORT VEHICLES</b>							
1	Two Wheelers	253132	10730	33740	14511	6330	8489	326932
2	Cars	111109	2126	4690	1737	780	1448	121890
3	Omni Buses	8	0	0	1	0	0	9
4	Tractors	547	1272	3931	1129	484	338	7701
5	Trailers	252	610	2306	588	205	169	4130
6	Construction Moving Equipment	536	108	207	77	31	61	1020
7	Private Service Vehicle	17	0	4	0	0	1	22
8	Other Vehicles	2971	36	57	51	67	56	3238
	<b>TOTAL NON TRANSPORT VEHICLES(A)</b>	<b>368572</b>	<b>14882</b>	<b>44935</b>	<b>18094</b>	<b>7897</b>	<b>10562</b>	<b>464942</b>
9	<b>TRANSPORT VEHICLE</b>							
a.	Multi Axled/Articulated Vehicle	198	3	0	0	0	32	233
b.	Trucks and Lorries	4675	939	354	187	101	98	6354
	<b>TOTAL</b>	<b>4873</b>	<b>942</b>	<b>354</b>	<b>187</b>	<b>101</b>	<b>130</b>	<b>6587</b>
10	<b>LIGHT GOODS VEHICLES</b>							
a.	Four Wheeler	7475	957	1182	765	363	322	11064
b.	Three Wheeler	2715	136	249	40	53	126	3319
	<b>TOTAL</b>	<b>10190</b>	<b>1093</b>	<b>1431</b>	<b>805</b>	<b>416</b>	<b>448</b>	<b>14383</b>
11	Buses	1009	24	26	12	6	19	1096
	<b>TOTAL</b>	<b>1009</b>	<b>24</b>	<b>26</b>	<b>12</b>	<b>6</b>	<b>19</b>	<b>1096</b>
12	<b>TAXIES</b>							
a.	Motor Cabs	1624	41	93	76	58	29	1921
b.	Maxi Cabs	119	5	3	4	0	3	134
c.	Others	0	0	0	0	0	0	0
	<b>TOTAL</b>	<b>1743</b>	<b>46</b>	<b>96</b>	<b>80</b>	<b>58</b>	<b>32</b>	<b>2055</b>
13	<b>LMV PASSENGER</b>							
a.	Three Seater(A/R)	1458	50	439	52	47	17	2063
14	Other Vehicles	4484	114	195	78	76	34	4981
	<b>TOTAL</b>	<b>5942</b>	<b>164</b>	<b>634</b>	<b>130</b>	<b>123</b>	<b>51</b>	<b>7044</b>
	<b>TOTAL TRANSPORT(B)</b>	<b>23757</b>	<b>2269</b>	<b>2541</b>	<b>1214</b>	<b>704</b>	<b>680</b>	<b>31165</b>
	<b>TOTAL (A)+(B)</b>	<b>392329</b>	<b>17151</b>	<b>47476</b>	<b>19308</b>	<b>8601</b>	<b>11242</b>	<b>496107</b>



## The Details of District Wise Newly Registered Vehicles in the Year 2021-22

## 29.2 MYSURU DIVISION (District wise)

SL.No	CATEGORY OF VEHICLES	MYSURU	MANDYA	MADIKERI	CHAMRAJNGR	HASSAN	TOTAL
	<b>NON-TRANSPORT VEHICLES</b>						
1	Two Wheelers	42735	17255	5264	8255	17638	91147
2	Cars	7787	1939	2137	517	2946	15326
3	Omni Buses	0	0	0	0	0	0
4	Tractors	1596	1264	141	407	2479	5887
5	Trailers	114	88	28	35	272	537
6	Construction Moving Equipment	29	43	5	4	35	116
7	Private Service Vehicle	37	5	8	2	1	53
8	Other Vehicles	78	48	15	26	164	331
	<b>TOTAL NON TRANSPORT VEHICLES(A)</b>	<b>52376</b>	<b>20642</b>	<b>7598</b>	<b>9246</b>	<b>23535</b>	<b>113397</b>
9	<b>TRANSPORT VEHICLE</b>						
a.	Multi Axled/Articulated Vehicle	0	17	0	0	0	17
b.	Trucks and Lorries	202	159	112	50	240	763
	<b>TOTAL</b>	<b>202</b>	<b>176</b>	<b>112</b>	<b>50</b>	<b>240</b>	<b>780</b>
10	<b>LIGHT GOODS VEHICLES</b>						
a.	Four Wheeler	1332	807	391	369	1207	4106
b.	Three Wheeler	116	269	25	25	193	628
	<b>TOTAL</b>	<b>1448</b>	<b>1076</b>	<b>416</b>	<b>394</b>	<b>1400</b>	<b>4734</b>
11	Buses	35	29	3	3	11	81
	<b>TOTAL</b>	<b>35</b>	<b>29</b>	<b>3</b>	<b>3</b>	<b>11</b>	<b>81</b>
12	<b>TAXIES</b>						
a.	Motor Cabs	95	63	19	36	61	274
b.	Maxi Cabs	19	8	2	3	6	38
c.	Others	0	0	0	0	0	0
	<b>TOTAL</b>	<b>114</b>	<b>71</b>	<b>21</b>	<b>39</b>	<b>67</b>	<b>312</b>
13	<b>LMV PASSENGER</b>						
a.	Three Seater(A/R)	295	57	157	22	83	614
14	Other Vehicles	137	123	43	15	277	595
	<b>TOTAL</b>	<b>432</b>	<b>180</b>	<b>200</b>	<b>37</b>	<b>360</b>	<b>1209</b>
	<b>TOTAL TRANSPORT(B)</b>	<b>2231</b>	<b>1532</b>	<b>752</b>	<b>523</b>	<b>2078</b>	<b>7116</b>
	<b>TOTAL (A)+(B)</b>	<b>54607</b>	<b>22174</b>	<b>8350</b>	<b>9769</b>	<b>25613</b>	<b>120513</b>



## The Details of District Wise Newly Registered Vehicles in the Year 2021-22

## 29.3 SHIVAMOGGA DIVISION (District wise)

SL.No	CATEGORY OF VEHICLES	SHIVAMOGGA	CHITRADURGA	DAVANAGERE	C-M'LORE	MLORE	UDUPI	TOTAL
	<b>NON-TRANSPORT VEHICLES</b>							
1	Two Wheelers	20302	16874	19693	11372	35823	17121	121185
2	Cars	4648	2069	3751	3221	10656	4981	29326
3	Omni Buses	3	2	1	2	7	1	16
4	Tractors	1896	2382	2457	1817	35	44	8631
5	Trailers	457	947	715	579	3	3	2704
6	Construction Moving Equipment	48	116	94	25	48	43	374
7	Private Service Vehicle	1	0	0	0	1	2	4
8	Other Vehicles	182	48	194	136	137	68	765
	<b>TOTAL NON TRANSPORT VEHICLES(A)</b>	<b>27537</b>	<b>22438</b>	<b>26905</b>	<b>17152</b>	<b>46710</b>	<b>22263</b>	<b>163005</b>
9	<b>TRANSPORT VEHICLE</b>							
a.	Multi Axled/Articulated Vehicle	1	0	0	0	23	5	29
b.	Trucks and Lorries	240	299	177	130	533	222	1601
	<b>TOTAL</b>	<b>241</b>	<b>299</b>	<b>177</b>	<b>130</b>	<b>556</b>	<b>227</b>	<b>1630</b>
10	<b>LIGHT GOODS VEHICLES</b>							
a.	Four Wheeler	942	1097	988	942	1174	671	5814
b.	Three Wheeler	79	271	287	99	196	65	997
	<b>TOTAL</b>	<b>1021</b>	<b>1368</b>	<b>1275</b>	<b>1041</b>	<b>1370</b>	<b>736</b>	<b>6811</b>
11	Buses	19	16	16	14	48	72	185
	<b>TOTAL</b>	<b>19</b>	<b>16</b>	<b>16</b>	<b>14</b>	<b>48</b>	<b>72</b>	<b>185</b>
12	<b>TAXIES</b>							
a.	Motor Cabs	125	167	110	50	112	100	664
b.	Maxi Cabs	5	11	8	4	9	12	49
c.	Others	0	0	0	0	0	0	0
	<b>TOTAL</b>	<b>130</b>	<b>178</b>	<b>118</b>	<b>54</b>	<b>121</b>	<b>112</b>	<b>713</b>
13	<b>LMV PASSENGER</b>							
a.	Three Seater(A/R)	185	699	389	148	2777	1210	5408
14	Other Vehicles	100	84	203	42	86	66	581
	<b>TOTAL</b>	<b>285</b>	<b>783</b>	<b>592</b>	<b>190</b>	<b>2863</b>	<b>1276</b>	<b>5989</b>
	<b>TOTAL TRANSPORT(B)</b>	<b>1696</b>	<b>2644</b>	<b>2178</b>	<b>1429</b>	<b>4958</b>	<b>2423</b>	<b>15328</b>
	<b>TOTAL (A)+(B)</b>	<b>29233</b>	<b>25082</b>	<b>29083</b>	<b>18581</b>	<b>51668</b>	<b>24686</b>	<b>178333</b>

## The Details of District Wise Newly Registered Vehicles in the Year 2021-22

## 29.4 BELAGAVI DIVISION (Districtwise)

SL.No	CATEGORY OF VEHICLES	BELAGAVI	GADAG	DHARWAD	HAVERI	VIJAYAPUR	BAGALKOTE	KARWAR	TOTAL
	<b>NON-TRANSPORT VEHICLES</b>								
1	Two Wheelers	49082	9548	23281	17588	22143	17521	17625	156788
2	Cars	6807	1101	5623	1664	2545	2034	3124	22898
3	Omni Buses	11	2	5	0	7	4	3	32
4	Tractors	3912	1643	1587	2411	3573	2068	502	15696
5	Trailers	2875	425	381	543	727	1282	172	6405
6	Construction Moving Equipment	198	53	84	80	169	87	41	712
7	Private Service Vehicle	0	0	0	0	0	0	1	1
8	Other Vehicles	169	23	99	82	144	186	214	917
	<b>TOTAL NON TRANSPORT VEHICLES(A)</b>	<b>63054</b>	<b>12795</b>	<b>31060</b>	<b>22368</b>	<b>29308</b>	<b>23182</b>	<b>21682</b>	<b>203449</b>
9	<b>TRANSPORT VEHICLE</b>								
a.	Multi Axled/Articulated Vehicle	1	0	1	0	1	8	0	11
b.	Trucks and Lorries	834	92	601	150	438	257	145	2517
	<b>TOTAL</b>	<b>835</b>	<b>92</b>	<b>602</b>	<b>150</b>	<b>439</b>	<b>265</b>	<b>145</b>	<b>2528</b>
10	<b>LIGHT GOODS VEHICLES</b>								
a.	Four Wheeler	1549	446	1368	801	1053	809	609	6635
b.	Three Wheeler	136	60	174	164	244	95	44	917
	<b>TOTAL</b>	<b>1685</b>	<b>506</b>	<b>1542</b>	<b>965</b>	<b>1297</b>	<b>904</b>	<b>653</b>	<b>7552</b>
11	Buses	20	2	12	12	19	15	10	90
	<b>TOTAL</b>	<b>20</b>	<b>2</b>	<b>12</b>	<b>12</b>	<b>19</b>	<b>15</b>	<b>10</b>	<b>90</b>
12	<b>TAXIES</b>								
a.	Motor Cabs	143	54	109	140	158	120	209	933
b.	Maxi Cabs	11	7	23	11	7	8	2	69
c.	Others	0	0	0	0	0	0	0	0
	<b>TOTAL</b>	<b>154</b>	<b>61</b>	<b>132</b>	<b>151</b>	<b>165</b>	<b>128</b>	<b>211</b>	<b>1002</b>
13	<b>LMV PASSENGER</b>								
a.	Three Seater(A/R)	557	199	54	231	218	121	597	1977
14	Other Vehicles	153	49	67	80	46	70	173	638
	<b>TOTAL</b>	<b>710</b>	<b>248</b>	<b>121</b>	<b>311</b>	<b>264</b>	<b>191</b>	<b>770</b>	<b>2615</b>
	<b>TOTAL TRANSPORT(B)</b>	<b>3404</b>	<b>909</b>	<b>2409</b>	<b>1589</b>	<b>2184</b>	<b>1503</b>	<b>1789</b>	<b>13787</b>
	<b>TOTAL (A)+(B)</b>	<b>66458</b>	<b>13704</b>	<b>33469</b>	<b>23957</b>	<b>31492</b>	<b>24685</b>	<b>23471</b>	<b>217236</b>

## The Details of District Wise Newly Registered Vehicles in the Year 2021-22

## 29.5 KALBURGI DIVISION (District wise)

SL.No	CATEGORY OF VEHICLES	KALBURGI	YADGIR	RAICHUR	BELLARY	KOPPAL	BIDAR	TOTAL
	<b>NON-TRANSPORT VEHICLES</b>							
1	Two Wheelers	20208	8890	18049	28596	14439	14060	104242
2	Cars	2357	665	1655	3224	1130	1227	10258
3	Omni Buses	103	23	38	6	2	30	202
4	Tractors	1731	995	2446	2452	1526	756	9906
5	Trailers	371	147	432	497	338	171	1956
6	Construction Moving Equipment	71	56	52	130	52	42	403
7	Private Service Vehicle	0	0	0	6	0	0	6
8	Other Vehicles	126	186	187	311	41	36	887
	<b>TOTAL NON TRANSPORT VEHICLES(A)</b>	<b>24967</b>	<b>10962</b>	<b>22859</b>	<b>35222</b>	<b>17528</b>	<b>16322</b>	<b>127860</b>
9	<b>TRANSPORT VEHICLE</b>							
a.	Multi Axled/Articulated Vehicle	0	0	0	101	0	0	101
b.	Trucks and Lorries	388	74	170	1158	201	167	2158
	<b>TOTAL</b>	<b>388</b>	<b>74</b>	<b>170</b>	<b>1259</b>	<b>201</b>	<b>167</b>	<b>2259</b>
10	<b>LIGHT GOODS VEHICLES</b>							
a.	Four Wheeler	708	503	600	1597	479	308	4195
b.	Three Wheeler	132	44	38	159	106	189	668
	<b>TOTAL</b>	<b>840</b>	<b>547</b>	<b>638</b>	<b>1756</b>	<b>585</b>	<b>497</b>	<b>4863</b>
11	Buses	18	4	9	41	7	8	87
	<b>TOTAL</b>	<b>18</b>	<b>4</b>	<b>9</b>	<b>41</b>	<b>7</b>	<b>8</b>	<b>87</b>
12	<b>TAXIES</b>							
a.	Motor Cabs	202	54	95	164	83	95	693
b.	Maxi Cabs	14	2	11	29	4	2	62
c.	Others	0	0	0	0	0	0	0
	<b>TOTAL</b>	<b>216</b>	<b>56</b>	<b>106</b>	<b>193</b>	<b>87</b>	<b>97</b>	<b>755</b>
13	<b>LMV PASSENGER</b>							
a.	Three Seater(A/R)	583	147	136	642	46	175	1729
14	Other Vehicles	68	39	121	208	109	48	593
	<b>TOTAL</b>	<b>651</b>	<b>186</b>	<b>257</b>	<b>850</b>	<b>155</b>	<b>223</b>	<b>2322</b>
	<b>TOTAL TRANSPORT(B)</b>	<b>2113</b>	<b>867</b>	<b>1180</b>	<b>4099</b>	<b>1035</b>	<b>992</b>	<b>10286</b>
	<b>TOTAL (A)+(B)</b>	<b>27080</b>	<b>11829</b>	<b>24039</b>	<b>39321</b>	<b>18563</b>	<b>17314</b>	<b>138146</b>

## 29.6. Divisionwise vehicle newly registered in the year 2021-22

## Karnataka State

SL.No	CATEGORY OF VEHICLES	BENGALURU DIVISION	BENGALURU RURAL DVN.	MYSURU DIVISION	SHIVAMOGGA DIVISION	BELAGAVI DIVISION	KALBURGI DIVISION	TOTAL IN KARNATAKA
	<b>NON-TRANSPORT VEHICLES</b>							
1	Two Wheelers	257983	68949	91147	121185	156788	104242	800294
2	Cars	111774	10116	15326	29326	22898	10258	199698
3	Omni Buses	8	1	0	16	32	202	259
4	Tractors	858	6843	5887	8631	15696	9906	47821
5	Trailers	383	3747	537	2704	6405	1956	15732
6	Construction Moving Equipment	572	448	116	374	712	403	2625
7	Private Service Vehicle	17	5	53	4	1	6	86
8	Other Vehicles	2983	255	331	765	917	887	6138
	<b>TOTAL NON TRANSPORT VEHICLES(A)</b>	<b>374578</b>	<b>90364</b>	<b>113397</b>	<b>163005</b>	<b>203449</b>	<b>127860</b>	<b>1072653</b>
9	<b>TRANSPORT VEHICLE</b>							
a.	Multi Axled/Articulated Vehicle	199	34	17	29	11	101	391
b.	Trucks and Lorries	4736	1618	763	1601	2517	2158	13393
	<b>TOTAL</b>	<b>4935</b>	<b>1652</b>	<b>780</b>	<b>1630</b>	<b>2528</b>	<b>2259</b>	<b>13784</b>
10	<b>LIGHT GOODS VEHICLES</b>							
a.	Four Wheeler	7684	3380	4106	5814	6635	4195	31814
b.	Three Wheeler	2745	574	628	997	917	668	6529
	<b>TOTAL</b>	<b>10429</b>	<b>3954</b>	<b>4734</b>	<b>6811</b>	<b>7552</b>	<b>4863</b>	<b>38343</b>
11	Buses	1022	74	81	185	90	87	1539
	<b>TOTAL</b>	<b>1022</b>	<b>74</b>	<b>81</b>	<b>185</b>	<b>90</b>	<b>87</b>	<b>1539</b>
12	<b>TAXIES</b>							
a.	Motor Cabs	1637	284	274	664	933	693	4485
b.	Maxi Cabs	119	15	38	49	69	62	352
c.	Others	0	0	0	0	0	0	0
	<b>TOTAL</b>	<b>1756</b>	<b>299</b>	<b>312</b>	<b>713</b>	<b>1002</b>	<b>755</b>	<b>4837</b>
13	<b>LMV PASSENGER</b>							
a.	Three Seater(A/R)	1478	585	614	5408	1977	1729	11791
14	Other Vehicles	4503	478	595	581	638	593	7388
	<b>TOTAL</b>	<b>5981</b>	<b>1063</b>	<b>1209</b>	<b>5989</b>	<b>2615</b>	<b>2322</b>	<b>19179</b>
	<b>TOTAL TRANSPORT(B)</b>	<b>24123</b>	<b>7042</b>	<b>7116</b>	<b>15328</b>	<b>13787</b>	<b>10286</b>	<b>77682</b>
	<b>TOTAL (A)+(B)</b>	<b>398701</b>	<b>97406</b>	<b>120513</b>	<b>178333</b>	<b>217236</b>	<b>138146</b>	<b>1150335</b>

## 30. THE DETAILS OF THE DISTRICT WISE TOTAL VEHICLE REGISTERED AS ON 31.03.2022

## 30.1 BANGALORE URBAN AND RURAL DIVISION (District Wise) AS ON 2022

SL.No	CATEGORY OF VEHICLES	B'LORE(U)	B'LORE (R)	TUMKUR	KOLAR	C.B.PURA	RAM NAGAR	TOTAL
	<b>NON-TRANSPORT VEHICLES</b>							
1	Two Wheelers	6803287	225903	1006358	415768	211962	194781	8858059
2	Cars	2173442	45726	110370	57701	28301	29931	2445471
3	Omni Buses	4817	295	228	1063	681	86	7170
4	Tractors	32122	9018	42691	19811	12751	8700	125093
5	Trailers	11468	5391	30118	14159	7591	3889	72616
6	Construction Moving Equipment	2553	449	803	281	149	368	4603
7	Private Service Vehicle	445	36	42	22	3	7	555
8	Other Vehicles	38571	1954	3184	2628	1189	843	48369
	<b>TOTAL NON TRANSPORT VEHICLES(A)</b>	<b>9066705</b>	<b>288772</b>	<b>1193794</b>	<b>511433</b>	<b>262627</b>	<b>238605</b>	<b>11561936</b>
9	<b>TRANSPORT VEHICLE</b>							
a.	Multi Axled/Articulated Vehicle	15299	88	59	13	30	342	15831
b.	Trucks and Lorries	174204	12830	13760	9013	5141	4474	219422
	<b>TOTAL</b>	<b>189503</b>	<b>12918</b>	<b>13819</b>	<b>9026</b>	<b>5171</b>	<b>4816</b>	<b>235253</b>
10	<b>LIGHT GOODS VEHICLES</b>							
a.	Four Wheeler	174880	14836	21229	16306	9802	7892	244945
b.	Three Wheeler	64536	2582	13980	3124	1221	2657	88100
	<b>TOTAL</b>	<b>239416</b>	<b>17418</b>	<b>35209</b>	<b>19430</b>	<b>11023</b>	<b>10549</b>	<b>333045</b>
11	Buses	116885	4663	6205	5690	4713	3021	141177
	<b>TOTAL</b>	<b>116885</b>	<b>4663</b>	<b>6205</b>	<b>5690</b>	<b>4713</b>	<b>3021</b>	<b>141177</b>
12	<b>TAXIES</b>							
a.	Motor Cabs	197497	4931	10594	4447	3009	4404	224882
b.	Maxi Cabs	54256	2609	3391	1260	1079	1309	63904
c.	Others	130	0	10	1	10	2	153
	<b>TOTAL</b>	<b>251883</b>	<b>7540</b>	<b>13995</b>	<b>5708</b>	<b>4098</b>	<b>5715</b>	<b>288939</b>
13	<b>LMV PASSENGER</b>							
a.	Three Seater(A/R)	289566	6803	29820	9928	6168	7112	349397
14	Other Vehicles	76527	1841	6236	2255	1845	955	89659
	<b>TOTAL</b>	<b>366093</b>	<b>8644</b>	<b>36056</b>	<b>12183</b>	<b>8013</b>	<b>8067</b>	<b>439056</b>
	<b>TOTAL TRANSPORT(B)</b>	<b>1163780</b>	<b>51183</b>	<b>105284</b>	<b>52037</b>	<b>33018</b>	<b>32168</b>	<b>1437470</b>
	<b>TOTAL (A)+(B)</b>	<b>10230485</b>	<b>339955</b>	<b>1299078</b>	<b>563470</b>	<b>295645</b>	<b>270773</b>	<b>12999406</b>

## THE DETAILS OF THE DISTRICT WISE TOTAL VEHICLE REGISTERED AS ON 31.03.2022

## 30.2 MYSURU DIVISION (District wise)

SL.No	CATEGORY OF VEHICLES	MYSURU	MANDYA	MADIKERI	CHAMRAJNGR	HASSAN	TOTAL
	<b>NON-TRANSPORT VEHICLES</b>						
1	Two Wheelers	1137158	430945	107233	193502	458818	2327656
2	Cars	181428	45001	76812	17833	90037	411111
3	Omni Buses	513	85	573	73	292	1536
4	Tractors	22087	19253	1924	7738	24752	75754
5	Trailers	8260	10039	1368	3535	12449	35651
6	Construction Moving Equipment	143	289	22	28	195	677
7	Private Service Vehicle	411	72	39	185	64	771
8	Other Vehicles	3175	2094	913	964	3038	10184
	<b>TOTAL NON TRANSPORT VEHICLES(A)</b>	<b>1353175</b>	<b>507778</b>	<b>188884</b>	<b>223858</b>	<b>589645</b>	<b>2863340</b>
9	<b>TRANSPORT VEHICLE</b>						
a.	Multi Axled/Articulated Vehicle	572	28	0	5	5	610
b.	Trucks and Lorries	13570	10818	2397	4422	9676	40883
	<b>TOTAL</b>	<b>14142</b>	<b>10846</b>	<b>2397</b>	<b>4427</b>	<b>9681</b>	<b>41493</b>
10	<b>LIGHT GOODS VEHICLES</b>						
a.	Four Wheeler	24883	15203	6729	8131	17680	72626
b.	Three Wheeler	14055	10047	821	2756	6095	33774
	<b>TOTAL</b>	<b>38938</b>	<b>25250</b>	<b>7550</b>	<b>10887</b>	<b>23775</b>	<b>106400</b>
11	Buses	14540	3475	3028	2374	2261	25678
	<b>TOTAL</b>	<b>14540</b>	<b>3475</b>	<b>3028</b>	<b>2374</b>	<b>2261</b>	<b>25678</b>
12	<b>TAXIES</b>						
a.	Motor Cabs	11339	6821	1697	1399	7429	28685
b.	Maxi Cabs	4710	2485	477	1047	2966	11685
c.	Others	21	0	1	0	10	32
	<b>TOTAL</b>	<b>16070</b>	<b>9306</b>	<b>2175</b>	<b>2446</b>	<b>10405</b>	<b>40402</b>
13	<b>LMV PASSENGER</b>						
a.	Three Seater(A/R)	37294	12418	8445	3928	14344	76429
14	Other Vehicles	3024	1638	972	793	4003	10430
	<b>TOTAL</b>	<b>40318</b>	<b>14056</b>	<b>9417</b>	<b>4721</b>	<b>18347</b>	<b>86859</b>
	<b>TOTAL TRANSPORT(B)</b>	<b>124008</b>	<b>62933</b>	<b>24567</b>	<b>24855</b>	<b>64469</b>	<b>300832</b>
	<b>TOTAL (A)+(B)</b>	<b>1477183</b>	<b>570711</b>	<b>213451</b>	<b>248713</b>	<b>654114</b>	<b>3164172</b>

## THE DETAILS OF THE DISTRICT WISE TOTAL VEHICLE REGISTERED AS ON 31.03.2022

## 30.3 SHIVAMOGGA DIVISION (District wise)

SL.No	CATEGORY OF VEHICLES	SHIVAMOGGA	CHITRADURGA	DAVANAGERE	C-M'LORE	MLORE	UDUPI	TOTAL
	<b>NON-TRANSPORT VEHICLES</b>							
1	Two Wheelers	573826	326624	491937	291897	705710	371577	2761571
2	Cars	102816	33532	59262	83164	247227	89620	615621
3	Omni Buses	202	73	133	160	366	133	1067
4	Tractors	20198	22851	34374	17960	570	491	96444
5	Trailers	12908	11872	14124	11131	201	79	50315
6	Construction Moving Equipment	184	410	326	98	287	162	1467
7	Private Service Vehicle	15	4	10	15	196	9	249
8	Other Vehicles	2175	2009	2136	1814	6592	1287	16013
	<b>TOTAL NON TRANSPORT VEHICLES(A)</b>	<b>712324</b>	<b>397375</b>	<b>602302</b>	<b>406239</b>	<b>961149</b>	<b>463358</b>	<b>3542747</b>
9	<b>TRANSPORT VEHICLE</b>							
a.	Multi Axled/Articulated Vehicle	8	16	10	4	1957	12	2007
b.	Trucks and Lorries	11478	8893	7830	5619	25406	7939	67165
	<b>TOTAL</b>	<b>11486</b>	<b>8909</b>	<b>7840</b>	<b>5623</b>	<b>27363</b>	<b>7951</b>	<b>69172</b>
10	<b>LIGHT GOODS VEHICLES</b>							
a.	Four Wheeler	17954	11304	11419	13987	27854	15991	98509
b.	Three Wheeler	5149	3915	7241	3907	6176	2966	29354
	<b>TOTAL</b>	<b>23103</b>	<b>15219</b>	<b>18660</b>	<b>17894</b>	<b>34030</b>	<b>18957</b>	<b>127863</b>
11	Buses	4552	2492	2962	3401	12035	5722	31164
	<b>TOTAL</b>	<b>4552</b>	<b>2492</b>	<b>2962</b>	<b>3401</b>	<b>12035</b>	<b>5722</b>	<b>31164</b>
12	<b>TAXIES</b>							
a.	Motor Cabs	5259	5285	4607	3324	12592	6765	37832
b.	Maxi Cabs	1624	1961	1779	1184	3316	1776	11640
c.	Others	10	0	0	0	12	5	27
	<b>TOTAL</b>	<b>6893</b>	<b>7246</b>	<b>6386</b>	<b>4508</b>	<b>15920</b>	<b>8546</b>	<b>49499</b>
13	<b>LMV PASSENGER</b>							
a.	Three Seater(A/R)	15071	15932	21447	12018	51729	23879	140076
14	Other Vehicles	7789	1300	1825	3413	1657	1102	17086
	<b>TOTAL</b>	<b>22860</b>	<b>17232</b>	<b>23272</b>	<b>15431</b>	<b>53386</b>	<b>24981</b>	<b>157162</b>
	<b>TOTAL TRANSPORT(B)</b>	<b>68894</b>	<b>51098</b>	<b>59120</b>	<b>46857</b>	<b>142734</b>	<b>66157</b>	<b>434860</b>
	<b>TOTAL (A)+(B)</b>	<b>781218</b>	<b>448473</b>	<b>661422</b>	<b>453096</b>	<b>1103883</b>	<b>529515</b>	<b>3977607</b>



## THE DETAILS OF THE DISTRICT WISE TOTAL VEHICLE REGISTERED AS ON 31.03.2022

## 30.4 BELAGAVI DIVISION (Districtwise)

SL.No	CATEGORY OF VEHICLES	BELAGAVI	GADAG	DHARWAD	HAVERI	VIJAYAPUR	BAGALKOTE	KARWAR	TOTAL
<b>NON-TRANSPORT VEHICLES</b>									
1	Two Wheelers	1267001	206810	814044	434675	441374	429913	486956	4080773
2	Cars	128615	19781	141925	35588	42256	38535	63922	470622
3	Omni Buses	1985	163	602	109	311	256	175	3601
4	Tractors	67990	22269	35032	35272	39266	32886	5861	238576
5	Trailers	45790	11212	20625	10333	19090	27335	2608	136993
6	Construction Moving Equipment	733	150	461	273	510	294	156	2577
7	Private Service Vehicle	21	5	4	6	3	3	8	50
8	Other Vehicles	3818	1173	3142	2460	2434	1879	2484	17390
	<b>TOTAL NON TRANSPORT VEHICLES(A)</b>	<b>1515953</b>	<b>261563</b>	<b>1015835</b>	<b>518716</b>	<b>545244</b>	<b>531101</b>	<b>562170</b>	<b>4950582</b>
9	<b>TRANSPORT VEHICLE</b>								
a.	Multi Axled/Articulated Vehicle	37	13	174	2	313	129	5	673
b.	Trucks and Lorries	26629	3760	36601	5011	12274	7150	10680	102105
	<b>TOTAL</b>	<b>26666</b>	<b>3773</b>	<b>36775</b>	<b>5013</b>	<b>12587</b>	<b>7279</b>	<b>10685</b>	<b>102778</b>
10	<b>LIGHT GOODS VEHICLES</b>								
a.	Four Wheeler	35817	6793	26867	11706	14502	11934	13466	121085
b.	Three Wheeler	4702	3171	7721	5740	7724	2747	4304	36109
	<b>TOTAL</b>	<b>40519</b>	<b>9964</b>	<b>34588</b>	<b>17446</b>	<b>22226</b>	<b>14681</b>	<b>17770</b>	<b>157194</b>
11	Buses	12133	2382	14380	1926	3673	4787	4074	43355
	<b>TOTAL</b>	<b>12133</b>	<b>2382</b>	<b>14380</b>	<b>1926</b>	<b>3673</b>	<b>4787</b>	<b>4074</b>	<b>43355</b>
12	<b>TAXIES</b>								
a.	Motor Cabs	5722	2456	7103	4205	4661	3496	4879	32522
b.	Maxi Cabs	4047	2111	4147	2927	1945	1683	2226	19086
c.	Others	1	0	23	0	0	7	28	59
	<b>TOTAL</b>	<b>9770</b>	<b>4567</b>	<b>11273</b>	<b>7132</b>	<b>6606</b>	<b>5186</b>	<b>7133</b>	<b>51667</b>
13	<b>LMV PASSENGER</b>								
a.	Three Seater(A/R)	14721	7596	39602	14587	10810	11303	13161	111780
14	Other Vehicles	4139	814	8173	1318	3050	2218	2155	21867
	<b>TOTAL</b>	<b>18860</b>	<b>8410</b>	<b>47775</b>	<b>15905</b>	<b>13860</b>	<b>13521</b>	<b>15316</b>	<b>133647</b>
	<b>TOTAL TRANSPORT(B)</b>	<b>107948</b>	<b>29096</b>	<b>144791</b>	<b>47422</b>	<b>58952</b>	<b>45454</b>	<b>54978</b>	<b>488641</b>
	<b>TOTAL (A)+(B)</b>	<b>1623901</b>	<b>290659</b>	<b>1160626</b>	<b>566138</b>	<b>604196</b>	<b>576555</b>	<b>617148</b>	<b>5439223</b>



## THE DETAILS OF THE DISTRICT WISE TOTAL VEHICLE REGISTERED AS ON 31.03.2022

## 30.5 KALBURGI DIVISION (District wise)

SL.No	CATEGORY OF VEHICLES	KALBURGI	YADGIR	RAICHUR	BELLARY	KOPPAL	BIDAR	TOTAL
	<b>NON-TRANSPORT VEHICLES</b>							
1	Two Wheelers	447729	156437	376578	607389	276172	270891	2135196
2	Cars	45931	12567	27822	62614	23442	22386	194762
3	Omni Buses	1216	347	567	327	266	682	3405
4	Tractors	21569	16159	36436	34161	23820	10956	143101
5	Trailers	8984	6167	11031	15786	8762	5760	56490
6	Construction Moving Equipment	226	214	180	364	119	87	1190
7	Private Service Vehicle	2	4	1	23	5	3	38
8	Other Vehicles	3279	1545	1595	3381	1396	545	11741
	<b>TOTAL NON TRANSPORT VEHICLES(A)</b>	<b>528936</b>	<b>193440</b>	<b>454210</b>	<b>724045</b>	<b>333982</b>	<b>311310</b>	<b>2545923</b>
9	<b>TRANSPORT VEHICLE</b>							
a.	Multi Axled/Articulated Vehicle	98	4	13	719	16	76	926
b.	Trucks and Lorries	18604	2579	6182	29535	5057	13494	75451
	<b>TOTAL</b>	<b>18702</b>	<b>2583</b>	<b>6195</b>	<b>30254</b>	<b>5073</b>	<b>13570</b>	<b>76377</b>
10	<b>LIGHT GOODS VEHICLES</b>							
a.	Four Wheeler	9931	5286	12653	19070	7378	7749	62067
b.	Three Wheeler	8701	1392	2851	3315	2755	3296	22310
	<b>TOTAL</b>	<b>18632</b>	<b>6678</b>	<b>15504</b>	<b>22385</b>	<b>10133</b>	<b>11045</b>	<b>84377</b>
11	Buses	7381	1746	2708	6048	2474	3665	24022
	<b>TOTAL</b>	<b>7381</b>	<b>1746</b>	<b>2708</b>	<b>6048</b>	<b>2474</b>	<b>3665</b>	<b>24022</b>
12	<b>TAXIES</b>							
a.	Motor Cabs	4450	2128	2856	5029	2740	2203	19406
b.	Maxi Cabs	2196	664	1311	2687	1159	1383	9400
c.	Others	11	0	10	0	1	12	34
	<b>TOTAL</b>	<b>6657</b>	<b>2792</b>	<b>4177</b>	<b>7716</b>	<b>3900</b>	<b>3598</b>	<b>28840</b>
13	<b>LMV PASSENGER</b>							
a.	Three Seater(A/R)	19684	11534	8207	16002	2806	8626	66859
14	Other Vehicles	6016	689	1085	6157	2829	870	17646
	<b>TOTAL</b>	<b>25700</b>	<b>12223</b>	<b>9292</b>	<b>22159</b>	<b>5635</b>	<b>9496</b>	<b>84505</b>
	<b>TOTAL TRANSPORT(B)</b>	<b>77072</b>	<b>26022</b>	<b>37876</b>	<b>88562</b>	<b>27215</b>	<b>41374</b>	<b>298121</b>
	<b>TOTAL (A)+(B)</b>	<b>606008</b>	<b>219462</b>	<b>492086</b>	<b>812607</b>	<b>361197</b>	<b>352684</b>	<b>2844044</b>

## 30.6. Division wise vehicle registered and kept for use in Karnataka State as on 31.03.2022

SL.No	CATEGORY OF VEHICLES	BENGALURU DIVISION	BENGALURU RURAL DVN.	MYSURU DIVISION	SHIVAMOGGA DIVISION	BELAGAVI DIVISION	KALBURGI DIVISION	TOTAL IN KARNATAKA
	<b>NON-TRANSPORT VEHICLES</b>							
1	Two Wheelers	6931839	1926220	2327656	2761571	4080773	2135196	20163255
2	Cars	2197158	248313	411111	615621	470622	194762	4137587
3	Omni Buses	4988	2182	1536	1067	3601	3405	16779
4	Tractors	36688	88405	75754	96444	238576	143101	678968
5	Trailers	14298	58318	35651	50315	136993	56490	352065
6	Construction Moving Equipment	2739	1864	677	1467	2577	1190	10514
7	Private Service Vehicle	449	106	771	249	50	38	1663
8	Other Vehicles	39560	8809	10184	16013	17390	11741	103697
	<b>TOTAL NON TRANSPORT VEHICLES(A)</b>	<b>9227719</b>	<b>2334217</b>	<b>2863340</b>	<b>3542747</b>	<b>4950582</b>	<b>2545923</b>	<b>25464528</b>
9	<b>TRANSPORT VEHICLE</b>							
a.	Multi Axled/Articulated Vehicle	15359	472	610	2007	673	926	20047
b.	Trucks and Lorries	178394	41028	40883	67165	102105	75451	505026
	<b>TOTAL</b>	<b>193753</b>	<b>41500</b>	<b>41493</b>	<b>69172</b>	<b>102778</b>	<b>76377</b>	<b>525073</b>
10	<b>LIGHT GOODS VEHICLES</b>							
a.	Four Wheeler	180309	64636	72626	98509	121085	62067	599232
b.	Three Wheeler	65343	22757	33774	29354	36109	22310	209647
	<b>TOTAL</b>	<b>245652</b>	<b>87393</b>	<b>106400</b>	<b>127863</b>	<b>157194</b>	<b>84377</b>	<b>808879</b>
11	Buses	118285	22892	25678	31164	43355	24022	265396
	<b>TOTAL</b>	<b>118285</b>	<b>22892</b>	<b>25678</b>	<b>31164</b>	<b>43355</b>	<b>24022</b>	<b>265396</b>
12	<b>TAXIES</b>							
a.	Motor Cabs	199152	25730	28685	37832	32522	19406	343327
b.	Maxi Cabs	55009	8895	11685	11640	19086	9400	115715
c.	Others	130	23	32	27	59	34	305
	<b>TOTAL</b>	<b>254291</b>	<b>34648</b>	<b>40402</b>	<b>49499</b>	<b>51667</b>	<b>28840</b>	<b>459347</b>
13	<b>LMV PASSENGER</b>							
a.	Three Seater(A/R)	292128	57269	76429	140076	111780	66859	744541
14	Other Vehicles	77461	12198	10430	17086	21867	17646	156688
	<b>TOTAL</b>	<b>369589</b>	<b>69467</b>	<b>86859</b>	<b>157162</b>	<b>133647</b>	<b>84505</b>	<b>901229</b>
	<b>TOTAL TRANSPORT(B)</b>	<b>1181570</b>	<b>255900</b>	<b>300832</b>	<b>434860</b>	<b>488641</b>	<b>298121</b>	<b>2959924</b>
	<b>TOTAL (A)+(B)</b>	<b>10409289</b>	<b>2590117</b>	<b>3164172</b>	<b>3977607</b>	<b>5439223</b>	<b>2844044</b>	<b>28424452</b>

31. The details of monthwise newly registered vehicles during the year 2021-22 in Karnataka

SL. No	CATEGORY OF VEHICLES	APRIL-2021	MAY-2021	JUNE-2021	JULY-2021	AUG-2021	SEP-2021	OCT-2021	NOV-2021	DEC-2021	JAN-2022	FEB-2022	MAR-2022
	<b>NON-TRANSPORT VEHICLES</b>												
1	Two Wheelers	59910	4935	19387	83967	79708	79964	76109	74217	82360	73460	74928	91349
2	Cars	16494	611	7861	21119	21579	21054	18280	16951	15825	21357	17103	21464
3	Omni Buses	26	3	15	30	33	26	22	15	22	32	17	18
4	Tractors	2933	199	974	5433	5246	5367	3979	3460	5050	4711	4432	6037
5	Trailers	1130	68	433	1683	1665	1804	1753	1156	1479	1213	1374	1974
6	Construction Moving Equipment	260	21	107	315	259	384	252	186	196	148	208	289
7	Private Service Vehicle	8	1	0	11	4	11	12	10	5	11	4	9
8	Other Vehicles	547	36	194	1631	726	704	713	233	250	288	374	442
	<b>TOTAL NON TRANSPORT VEHICLES(A)</b>	<b>81308</b>	<b>5874</b>	<b>28971</b>	<b>114189</b>	<b>109220</b>	<b>109314</b>	<b>101120</b>	<b>96228</b>	<b>105187</b>	<b>101220</b>	<b>98440</b>	<b>121582</b>
9	<b>TRANSPORT VEHICLE</b>												
a.	Multi Axled/Articulated Vehicle	59	9	42	33	17	11	21	9	31	54	62	43
b.	Trucks and Lorries	1100	213	689	994	1038	1310	1226	1213	1164	1547	1288	1611
	<b>TOTAL</b>	<b>1159</b>	<b>222</b>	<b>731</b>	<b>1027</b>	<b>1055</b>	<b>1321</b>	<b>1247</b>	<b>1222</b>	<b>1195</b>	<b>1601</b>	<b>1350</b>	<b>1654</b>
10	<b>LIGHT GOODS VEHICLES</b>												
a.	Four Wheeler	2433	145	992	3245	3073	3288	2964	2778	2925	3243	2932	3796
b.	Three Wheeler	379	57	256	778	668	705	619	607	657	580	565	658
	<b>TOTAL</b>	<b>2812</b>	<b>202</b>	<b>1248</b>	<b>4023</b>	<b>3741</b>	<b>3993</b>	<b>3583</b>	<b>3385</b>	<b>3582</b>	<b>3823</b>	<b>3497</b>	<b>4454</b>
11	Buses	47	17	32	63	43	36	94	56	371	387	258	135
	<b>TOTAL</b>	<b>47</b>	<b>17</b>	<b>32</b>	<b>63</b>	<b>43</b>	<b>36</b>	<b>94</b>	<b>56</b>	<b>371</b>	<b>387</b>	<b>258</b>	<b>135</b>
12	<b>TAXIES</b>												
a.	Motor Cabs	371	26	157	521	380	351	216	295	415	605	452	696
b.	Maxi Cabs	31	4	8	38	28	42	21	37	29	33	28	53
c.	Others	0	0	0	0	0	0	0	0	0	0	0	0
	<b>TOTAL</b>	<b>402</b>	<b>30</b>	<b>165</b>	<b>559</b>	<b>408</b>	<b>393</b>	<b>237</b>	<b>332</b>	<b>444</b>	<b>638</b>	<b>480</b>	<b>749</b>
13	<b>LMV PASSENGER</b>												
a.	Three Seater(A/R)	827	37	204	857	967	1191	1139	1199	1114	1432	1252	1572
14	Other Vehicles	356	52	174	520	410	745	630	539	1132	1059	1108	663
	<b>TOTAL</b>	<b>1183</b>	<b>89</b>	<b>378</b>	<b>1377</b>	<b>1377</b>	<b>1936</b>	<b>1769</b>	<b>1738</b>	<b>2246</b>	<b>2491</b>	<b>2360</b>	<b>2235</b>
	<b>TOTAL TRANSPORT(B)</b>	<b>5603</b>	<b>560</b>	<b>2554</b>	<b>7049</b>	<b>6624</b>	<b>7679</b>	<b>6930</b>	<b>6733</b>	<b>7838</b>	<b>8940</b>	<b>7945</b>	<b>9227</b>
	<b>TOTAL (A)+(B)</b>	<b>86911</b>	<b>6434</b>	<b>31525</b>	<b>121238</b>	<b>115844</b>	<b>116993</b>	<b>108050</b>	<b>102961</b>	<b>113025</b>	<b>110160</b>	<b>106385</b>	<b>130809</b>

32. The details of monthwise newly registered vehicle during the year 2021-22 in Bangalore

SL. No	CATEGORY OF VEHICLES	APRIL-2021	MAY-2021	JUNE-2021	JULY-2021	AUG-2021	SEP-2021	OCT-2021	NOV-2021	DEC-2021	JAN-2022	FEB-2022	MAR-2022
	<b>NON-TRANSPORT VEHICLES</b>												
1	Two Wheelers	19899	532	7349	25591	24108	24863	27770	23143	19342	26268	26873	32245
2	Cars	9308	20	4911	11550	12874	10320	10903	8738	9125	11701	9962	12362
3	Omni Buses	0	0	0	0	3	0	0	1	0	1	2	1
4	Tractors	51	10	67	70	92	103	59	74	90	38	79	125
5	Trailers	29	2	38	36	47	30	25	30	43	16	43	44
6	Construction Moving Equipment	60	1	24	60	54	91	59	23	42	28	56	74
7	Private Service Vehicle	3	0	0	1	0	1	4	2	2	1	1	2
8	Other Vehicles	305	5	24	1238	375	404	136	21	105	109	156	105
	<b>TOTAL NON TRANSPORT VEHICLES(A)</b>	<b>29655</b>	<b>570</b>	<b>12413</b>	<b>38546</b>	<b>37553</b>	<b>35812</b>	<b>38956</b>	<b>32032</b>	<b>28749</b>	<b>38162</b>	<b>37172</b>	<b>44958</b>
9	<b>TRANSPORT VEHICLE</b>												
a.	Multi Axled/Articulated Vehicle	31	0	11	19	12	9	13	8	21	14	29	32
b.	Trucks and Lorries	435	24	240	331	401	467	472	403	423	583	451	506
	<b>TOTAL</b>	<b>466</b>	<b>24</b>	<b>251</b>	<b>350</b>	<b>413</b>	<b>476</b>	<b>485</b>	<b>411</b>	<b>444</b>	<b>597</b>	<b>480</b>	<b>538</b>
10	<b>LIGHT GOODS VEHICLES</b>												
a.	Four Wheeler	656	9	256	701	695	803	735	656	679	822	795	877
b.	Three Wheeler	149	6	111	334	287	350	251	243	282	281	207	244
	<b>TOTAL</b>	<b>805</b>	<b>15</b>	<b>367</b>	<b>1035</b>	<b>982</b>	<b>1153</b>	<b>986</b>	<b>899</b>	<b>961</b>	<b>1103</b>	<b>1002</b>	<b>1121</b>
11	Buses	24	7	26	15	14	15	30	13	303	301	199	75
	<b>TOTAL</b>	<b>24</b>	<b>7</b>	<b>26</b>	<b>15</b>	<b>14</b>	<b>15</b>	<b>30</b>	<b>13</b>	<b>303</b>	<b>301</b>	<b>199</b>	<b>75</b>
12	<b>TAXIES</b>												
a.	Motor Cabs	119	1	37	159	83	62	39	133	198	312	192	302
b.	Maxi Cabs	9	1	3	6	4	13	9	11	13	18	14	18
c.	Others	0	0	0	0	0	0	0	0	0	0	0	0
	<b>TOTAL</b>	<b>128</b>	<b>2</b>	<b>40</b>	<b>165</b>	<b>87</b>	<b>75</b>	<b>48</b>	<b>144</b>	<b>211</b>	<b>330</b>	<b>206</b>	<b>320</b>
13	<b>LMV PASSENGER</b>												
a.	Three Seater(A/R)	69	1	21	73	86	130	108	147	178	194	235	236
14	Other Vehicles	162	20	67	240	144	441	372	250	806	786	857	358
	<b>TOTAL</b>	<b>231</b>	<b>21</b>	<b>88</b>	<b>313</b>	<b>230</b>	<b>571</b>	<b>480</b>	<b>397</b>	<b>984</b>	<b>980</b>	<b>1092</b>	<b>594</b>
	<b>TOTAL TRANSPORT(B)</b>	<b>1654</b>	<b>69</b>	<b>772</b>	<b>1878</b>	<b>1726</b>	<b>2290</b>	<b>2029</b>	<b>1864</b>	<b>2903</b>	<b>3311</b>	<b>2979</b>	<b>2648</b>
	<b>TOTAL (A)+(B)</b>	<b>31309</b>	<b>639</b>	<b>13185</b>	<b>40424</b>	<b>39279</b>	<b>38102</b>	<b>40985</b>	<b>33896</b>	<b>31652</b>	<b>41473</b>	<b>40151</b>	<b>47606</b>

## 33. The details of districtwise total vehicle registered and kept for use in Karnataka as on 2013-14 to 2021-22

SL.NO	NAME OF THE DISTRICT	31-03-2014	31-03-2015	31-03-2016	31-03-2017	31-03-2018	31-03-2019	31-03-2020	31-03-2021	31-03-2022
1	B'LORE(U)	5899710	6440172	7014682	7628108	8216198	8867933	9470767	9838156	10230485
2	B'LORE (R)	182973	204922	227209	248969	268274	288533	307324	322804	339955
3	TUMKUR	816161	879030	945223	1008932	1072116	1140468	1199093	1251602	1299078
4	KOLAR	325851	357760	387977	421751	455117	487484	521707	544162	563470
5	C.B. PURA	165920	185589	204305	224597	244857	261969	276989	287044	295645
6	RAM NAGAR	140445	158399	175273	192358	209725	229728	247189	259531	270773
7	MYSORE	895049	972813	1050158	1126956	1207429	1291150	1365634	1422576	1477183
8	MANDYA	327247	358545	391136	423403	455482	490632	523605	548537	570711
9	MADIKERI	132110	142850	155517	166936	178351	188064	197256	205101	213451
10	CHAMRAJNGR	132810	146507	160901	175980	192563	209714	225894	238944	248713
11	HASSAN	375890	415255	455775	494063	521664	566072	600427	628501	654114
12	SHIMOGA	460238	503022	548506	593380	637866	680861	719100	751985	781218
13	CHITRADURGA	229360	254913	284783	310289	335585	366125	395922	423391	448473
14	DAVANAGERE	366579	407887	450207	489874	527266	567664	603108	632339	661422
15	C-M'LORE	268191	292770	321196	347065	370791	393696	414829	434515	453096
16	M'LORE	633261	692574	754985	817000	877863	944584	1001695	1052215	1103883
17	UDUPI	291357	324642	358143	390723	423057	453664	479785	504829	529515
18	BELGAUM	946035	1039081	1135011	1230162	1318207	1407185	1491811	1557443	1623901
19	GADAG	158878	175404	192966	210215	226751	244024	261939	276955	290659
20	DHARWAD	780893	842543	907331	966647	1009024	1053817	1094664	1127157	1160626
21	HAVERI	304697	340934	377958	418230	455412	486677	516802	542181	566138
22	BIJAPUR	306448	346251	382916	419211	458121	501377	542358	572704	604196
23	BAGALKOTE	321769	356096	391458	424647	456164	491394	525663	551870	576555
24	KARWAR	368177	402655	437179	472831	507662	541125	569735	593677	617148
25	KALBURGI	347284	382428	414559	447688	482121	518397	553249	578928	606008
26	YADGIR	99625	115802	129462	143411	160692	177693	194699	207633	219462
27	RAICHUR	249996	284291	314656	344759	378901	412785	443796	468047	492086
28	BELLARY	472368	513386	555171	597790	638417	685150	732195	773286	812607
29	KOPPAL	187965	209797	231512	253454	275491	299782	323684	342634	361197
30	BIDAR	191185	212041	231469	250830	270733	293678	316695	335370	352684
	<b>TOTAL</b>	<b>16378472</b>	<b>17958359</b>	<b>19587624</b>	<b>21240259</b>	<b>22831900</b>	<b>24541987</b>	<b>26117614</b>	<b>27274117</b>	<b>28424452</b>



**34. DISTRICTWISE AND CATEGORY WISE TOTAL VEHICLES REGISTERED AND KEPT FOR USE IN KARNATAKA STATE FOR THE  
LAST NINE YEARS - BANGALORE URBAN (BANGALORE METROPOLITAN CITY)**

SL NO	CATEGORY OF VEHICLE	31-03-2014	31-03-2015	31-03-2016	31-03-2017	31-03-2018	31-03-2019	31-03-2020	31-03-2021	31-03-2022
	<b>NON TRANSPORT VEHICLE</b>									
1	Two Wheelers	3788011	4179466	4584405	5017702	5435687	5889518	6298589	6550155	6803287
2	Cars	1316992	1420092	1526483	1640954	1755715	1865918	1966974	2062333	2173442
3	Omni Buses	4546	4615	4677	4720	4749	4769	4800	4809	4817
4	Tractors	23713	24448	25151	26003	26986	28239	29997	31575	32122
5	Trailers	7389	7844	8319	8783	9398	10171	11109	11216	11468
6	Construction Moving Equipment	433	461	488	538	625	821	1477	2017	2553
7	Private Service Vehicle	35	39	40	41	41	167	417	428	445
8	Other Vehicles	21509	22628	24205	26255	28951	30831	33148	35600	38571
	<b>TOTAL NON TRANSPORTVEHICLELES(A)</b>	<b>5162628</b>	<b>5659593</b>	<b>6173768</b>	<b>6724996</b>	<b>7262152</b>	<b>7830433</b>	<b>8346482</b>	<b>8698133</b>	<b>9066705</b>
9	<b>TRANSPORT VEHICLE</b>									
a.	Multi Axled/Articulated Vehicle	9353	9758	10703	12205	14169	14750	15044	15101	15299
b.	Trucks and Lorries	134699	139082	144006	149269	153733	161077	166982	169529	174204
	<b>TOTAL</b>	<b>144052</b>	<b>148840</b>	<b>154709</b>	<b>161474</b>	<b>167902</b>	<b>175827</b>	<b>182026</b>	<b>184630</b>	<b>189503</b>
10	<b>LIGHT GOODS VEHICLES</b>									
a.	Four Wheeler	107853	115738	123866	131168	139523	150848	161752	167405	174880
b.	Three Wheeler	43725	45391	47575	50152	52673	56332	59880	61821	64536
	<b>TOTAL</b>	<b>151578</b>	<b>161129</b>	<b>171441</b>	<b>181320</b>	<b>192196</b>	<b>207180</b>	<b>221632</b>	<b>229226</b>	<b>239416</b>
11	<b>Buses</b>	90756	94007	97462	100896	104469	111542	115489	115876	116885
a.	<b>TOTAL</b>	<b>90756</b>	<b>94007</b>	<b>97462</b>	<b>100896</b>	<b>104469</b>	<b>111542</b>	<b>115489</b>	<b>115876</b>	<b>116885</b>
	<b>TAXIES</b>									
12	<b>Motor Cabs</b>	93703	105003	129052	155801	169013	182834	194780	195873	197497
a.	Maxi Cabs	38067	40324	43695	46650	48831	51378	54029	54137	54256
b.	Others	0	10	12	17	18	18	36	130	130
c	<b>TOTAL</b>	<b>131770</b>	<b>145337</b>	<b>172759</b>	<b>202468</b>	<b>217862</b>	<b>234230</b>	<b>248845</b>	<b>250140</b>	<b>251883</b>
	<b>LMV PASSANGER</b>									
13	<b>Three Seater(A/R)</b>	203193	214938	227449	237975	250082	269756	286871	288108	289566
a.	Other Vehicles	15733	16328	17094	18979	21535	38964	69393	72043	76527
14	<b>TOTAL</b>	<b>218926</b>	<b>231266</b>	<b>244543</b>	<b>256954</b>	<b>271617</b>	<b>308720</b>	<b>356264</b>	<b>360151</b>	<b>366093</b>
	<b>TOTAL TRANSPORT(B)</b>	<b>737082</b>	<b>780579</b>	<b>840914</b>	<b>903112</b>	<b>954046</b>	<b>1037499</b>	<b>1124256</b>	<b>1140023</b>	<b>1163780</b>
	<b>TOTAL (A)+(B)</b>	<b>5899710</b>	<b>6440172</b>	<b>7014682</b>	<b>7628108</b>	<b>8216198</b>	<b>8867933</b>	<b>9470767</b>	<b>9838156</b>	<b>10230485</b>

## BENGALURU RURAL

SL NO	CATEGORY OF VEHICLE	31-03-2014	31-03-2015	31-03-2016	31-03-2017	31-03-2018	31-03-2019	31-03-2020	31-03-2021	31-03-2022
	<b>NON TRANSPORT VEHICLE</b>									
1	Two Wheelers	112986	129721	146628	163398	177919	192105	204889	215173	225903
2	Cars	28817	30868	32820	34850	36852	38915	41475	43600	45726
3	Omni Buses	245	253	266	275	279	285	294	295	295
4	Tractors	5022	5506	5862	6172	6476	6838	7225	7746	9018
5	Trailers	3175	3464	3678	3874	4052	4268	4485	4781	5391
6	Construction Moving Equipment	17	18	20	25	27	85	207	341	449
7	Private Service Vehicle	14	14	15	15	15	17	35	36	36
8	Other Vehicles	981	1046	1147	1344	1600	1749	1868	1918	1954
	<b>TOTAL NON TRANSPORTVEHICLELES(A)</b>	<b>151257</b>	<b>170890</b>	<b>190436</b>	<b>209953</b>	<b>227220</b>	<b>244262</b>	<b>260478</b>	<b>273890</b>	<b>288772</b>
9	<b>TRANSPORT VEHICLE</b>									
a.	Multi Axled/Articulated Vehicle	71	76	79	81	81	83	83	85	88
b.	Trucks and Lorries	7567	8027	8576	8999	9477	10531	11445	11891	12830
	<b>TOTAL</b>	<b>7638</b>	<b>8103</b>	<b>8655</b>	<b>9080</b>	<b>9558</b>	<b>10614</b>	<b>11528</b>	<b>11976</b>	<b>12918</b>
10	<b>LIGHT GOODS VEHICLES</b>									
a.	Four Wheeler	8541	9213	9852	10456	11080	12120	13309	13879	14836
b.	Three Wheeler	929	1030	1211	1441	1683	2022	2327	2446	2582
	<b>TOTAL</b>	<b>9470</b>	<b>10243</b>	<b>11063</b>	<b>11897</b>	<b>12763</b>	<b>14142</b>	<b>15636</b>	<b>16325</b>	<b>17418</b>
11	<b>Buses</b>	<b>3459</b>	<b>3693</b>	<b>3959</b>	<b>4154</b>	<b>4290</b>	<b>4440</b>	<b>4618</b>	<b>4639</b>	<b>4663</b>
a.	<b>TOTAL</b>	<b>3459</b>	<b>3693</b>	<b>3959</b>	<b>4154</b>	<b>4290</b>	<b>4440</b>	<b>4618</b>	<b>4639</b>	<b>4663</b>
	<b>TAXIES</b>									
12	<b>Motor Cabs</b>	<b>2969</b>	<b>3217</b>	<b>3763</b>	<b>4118</b>	<b>4326</b>	<b>4505</b>	<b>4850</b>	<b>4890</b>	<b>4931</b>
a.	<b>Maxi Cabs</b>	<b>2237</b>	<b>2322</b>	<b>2434</b>	<b>2483</b>	<b>2523</b>	<b>2560</b>	<b>2594</b>	<b>2604</b>	<b>2609</b>
b.	<b>Others</b>	<b>0</b>	<b>0</b>	<b>0</b>	<b>0</b>	<b>0</b>	<b>0</b>	<b>0</b>	<b>0</b>	<b>0</b>
c	<b>TOTAL</b>	<b>5206</b>	<b>5539</b>	<b>6197</b>	<b>6601</b>	<b>6849</b>	<b>7065</b>	<b>7444</b>	<b>7494</b>	<b>7540</b>
	<b>LMV PASSANGER</b>									
13	<b>Three Seater(A/R)</b>	<b>4658</b>	<b>5075</b>	<b>5421</b>	<b>5731</b>	<b>5966</b>	<b>6326</b>	<b>6720</b>	<b>6753</b>	<b>6803</b>
a.	<b>Other Vehicles</b>	<b>1285</b>	<b>1379</b>	<b>1478</b>	<b>1553</b>	<b>1628</b>	<b>1684</b>	<b>900</b>	<b>1727</b>	<b>1841</b>
14	<b>TOTAL</b>	<b>5943</b>	<b>6454</b>	<b>6899</b>	<b>7284</b>	<b>7594</b>	<b>8010</b>	<b>7620</b>	<b>8480</b>	<b>8644</b>
	<b>TOTAL TRANSPORT(B)</b>	<b>31716</b>	<b>34032</b>	<b>36773</b>	<b>39016</b>	<b>41054</b>	<b>44271</b>	<b>46846</b>	<b>48914</b>	<b>51183</b>
	<b>TOTAL (A)+(B)</b>	<b>182973</b>	<b>204922</b>	<b>227209</b>	<b>248969</b>	<b>268274</b>	<b>288533</b>	<b>307324</b>	<b>322804</b>	<b>339955</b>

## TUMKUR

SL NO	CATEGORY OF VEHICLE	31-03-2014	31-03-2015	31-03-2016	31-03-2017	31-03-2018	31-03-2019	31-03-2020	31-03-2021	31-03-2022
	<b>NON TRANSPORT VEHICLE</b>									
1	Two Wheelers	633453	683640	735479	785206	834958	888108	933093	972618	1006358
2	Cars	77164	81098	84972	89071	93193	97404	101279	105680	110370
3	Omni Buses	197	203	216	221	225	227	227	228	228
4	Tractors	18875	21169	23973	26601	29088	32162	34816	38760	42691
5	Trailers	14686	16368	18434	20301	21922	23860	25533	27812	30118
6	Construction Moving Equipment	26	29	35	40	56	164	336	596	803
7	Private Service Vehicle	10	10	10	10	10	12	32	38	42
8	Other Vehicles	1045	1227	1471	1819	2293	2732	2985	3127	3184
	<b>TOTAL NON TRANSPORTVEHICLELES(A)</b>	<b>745456</b>	<b>803744</b>	<b>864590</b>	<b>923269</b>	<b>981745</b>	<b>1044669</b>	<b>1098301</b>	<b>1148859</b>	<b>1193794</b>
9	<b>TRANSPORT VEHICLE</b>									
a.	Multi Axled/Articulated Vehicle	30	40	54	56	59	59	59	59	59
b.	Trucks and Lorries	10800	11183	11569	11938	12247	12773	13240	13406	13760
	<b>TOTAL</b>	<b>10830</b>	<b>11223</b>	<b>11623</b>	<b>11994</b>	<b>12306</b>	<b>12832</b>	<b>13299</b>	<b>13465</b>	<b>13819</b>
10	<b>LIGHT GOODS VEHICLES</b>									
a.	Four Wheeler	11533	12700	13813	14824	16119	17652	19115	20047	21229
b.	Three Wheeler	9306	9983	10634	11253	11982	12806	13413	13731	13980
	<b>TOTAL</b>	<b>20839</b>	<b>22683</b>	<b>24447</b>	<b>26077</b>	<b>28101</b>	<b>30458</b>	<b>32528</b>	<b>33778</b>	<b>35209</b>
11	<b>Buses</b>	<b>4903</b>	<b>5135</b>	<b>5290</b>	<b>5517</b>	<b>5744</b>	<b>5910</b>	<b>6150</b>	<b>6179</b>	<b>6205</b>
	<b>TOTAL</b>	<b>4903</b>	<b>5135</b>	<b>5290</b>	<b>5517</b>	<b>5744</b>	<b>5910</b>	<b>6150</b>	<b>6179</b>	<b>6205</b>
12	<b>TAXIES</b>									
a.	Motor Cabs	5823	6342	7648	8730	9339	10031	10420	10501	10594
b.	Maxi Cabs	2622	2815	2983	3120	3219	3291	3380	3388	3391
c	Others	0	0	0	0	0	0	0	10	10
	<b>TOTAL</b>	<b>8445</b>	<b>9157</b>	<b>10631</b>	<b>11850</b>	<b>12558</b>	<b>13322</b>	<b>13800</b>	<b>13899</b>	<b>13995</b>
13	<b>LMV PASSANGER</b>									
a.	Three Seater(A/R)	20912	22065	23431	24833	26117	27574	29100	29381	29820
14	Other Vehicles	4776	5023	5211	5392	5545	5703	5915	6041	6236
	<b>TOTAL</b>	<b>25688</b>	<b>27088</b>	<b>28642</b>	<b>30225</b>	<b>31662</b>	<b>33277</b>	<b>35015</b>	<b>35422</b>	<b>36056</b>
	<b>TOTAL TRANSPORT(B)</b>	<b>70705</b>	<b>75286</b>	<b>80633</b>	<b>85663</b>	<b>90371</b>	<b>95799</b>	<b>100792</b>	<b>102743</b>	<b>105284</b>
	<b>TOTAL (A)+(B)</b>	<b>816161</b>	<b>879030</b>	<b>945223</b>	<b>1008932</b>	<b>1072116</b>	<b>1140468</b>	<b>1199093</b>	<b>1251602</b>	<b>1299078</b>



## KOLAR

SL NO	CATEGORY OF VEHICLE	31-03-2014	31-03-2015	31-03-2016	31-03-2017	31-03-2018	31-03-2019	31-03-2020	31-03-2021	31-03-2022
	<b>NON TRANSPORT VEHICLE</b>									
1	Two Wheelers	224198	249788	274046	301823	329043	355476	382417	401257	415768
2	Cars	43001	45130	46936	48670	50549	52296	54023	55964	57701
3	Omni Buses	961	1016	1049	1062	1067	1071	1071	1062	1063
4	Tractors	12013	12841	13659	14593	15692	16648	17580	18682	19811
5	Trailers	9594	10198	10803	11418	12095	12574	13055	13571	14159
6	Construction Moving Equipment	7	7	8	13	15	45	105	204	281
7	Private Service Vehicle	5	5	5	6	6	9	20	22	22
8	Other Vehicles	1489	1555	1661	1764	1906	2182	2326	2577	2628
	<b>TOTAL NON TRANSPORTVEHICLELES(A)</b>	<b>291268</b>	<b>320540</b>	<b>348167</b>	<b>379349</b>	<b>410373</b>	<b>440301</b>	<b>470597</b>	<b>493339</b>	<b>511433</b>
9	<b>TRANSPORT VEHICLE</b>									
a.	Multi Axled/Articulated Vehicle	2	5	6	6	6	8	8	13	13
b.	Trucks and Lorries	6478	6795	7215	7650	7954	8319	8700	8826	9013
	<b>TOTAL</b>	<b>6480</b>	<b>6800</b>	<b>7221</b>	<b>7656</b>	<b>7960</b>	<b>8327</b>	<b>8708</b>	<b>8839</b>	<b>9026</b>
10	<b>LIGHT GOODS VEHICLES</b>									
a.	Four Wheeler	9939	10756	11464	12124	12902	13916	14933	15541	16306
b.	Three Wheeler	2063	2242	2396	2574	2759	2891	3038	3084	3124
	<b>TOTAL</b>	<b>12002</b>	<b>12998</b>	<b>13860</b>	<b>14698</b>	<b>15661</b>	<b>16807</b>	<b>17971</b>	<b>18625</b>	<b>19430</b>
11	<b>Buses</b>	<b>4474</b>	<b>4663</b>	<b>4801</b>	<b>5026</b>	<b>5296</b>	<b>5421</b>	<b>5615</b>	<b>5678</b>	<b>5690</b>
	<b>TOTAL</b>	<b>4474</b>	<b>4663</b>	<b>4801</b>	<b>5026</b>	<b>5296</b>	<b>5421</b>	<b>5615</b>	<b>5678</b>	<b>5690</b>
12	<b>TAXIES</b>									
a.	Motor Cabs	1793	2150	2757	3278	3572	3883	4230	4371	4447
b.	Maxi Cabs	951	1060	1138	1179	1209	1240	1254	1256	1260
c	Others	1	1	1	1	1	1	1	1	1
	<b>TOTAL</b>	<b>2745</b>	<b>3211</b>	<b>3896</b>	<b>4458</b>	<b>4782</b>	<b>5124</b>	<b>5485</b>	<b>5628</b>	<b>5708</b>
13	<b>LMV PASSANGER</b>									
a.	Three Seater(A/R)	7471	8042	8432	8820	9138	9486	9809	9876	9928
14	Other Vehicles	1411	1506	1600	1744	1907	2018	2124	2177	2255
	<b>TOTAL</b>	<b>8882</b>	<b>9548</b>	<b>10032</b>	<b>10564</b>	<b>11045</b>	<b>11504</b>	<b>11933</b>	<b>12053</b>	<b>12183</b>
	<b>TOTAL TRANSPORT(B)</b>	<b>34583</b>	<b>37220</b>	<b>39810</b>	<b>42402</b>	<b>44744</b>	<b>47183</b>	<b>49712</b>	<b>50823</b>	<b>52037</b>
	<b>TOTAL (A)+(B)</b>	<b>325851</b>	<b>357760</b>	<b>387977</b>	<b>421751</b>	<b>455117</b>	<b>487484</b>	<b>520309</b>	<b>544162</b>	<b>563470</b>

## CHIKKABALLAPUR

SL NO	CATEGORY OF VEHICLE	31-03-2014	31-03-2015	31-03-2016	31-03-2017	31-03-2018	31-03-2019	31-03-2020	31-03-2021	31-03-2022
	<b>NON TRANSPORT VEHICLE</b>									
1	Two Wheelers	109562	125221	139908	156047	172478	185845	197808	205632	211962
2	Cars	21156	22292	23236	24099	25081	25967	26768	27521	28301
3	Omni Buses	476	493	512	526	534	674	679	681	681
4	Tractors	7870	8569	9312	10072	10858	11434	11846	12267	12751
5	Trailers	5083	5556	5973	6417	6742	7002	7175	7386	7591
6	Construction Moving Equipment	1	1	1	1	2	13	47	118	149
7	Private Service Vehicle	0	0	0	0	0	0	1	3	3
8	Other Vehicles	397	444	528	695	846	966	1076	1122	1189
	<b>TOTAL NON TRANSPORTVEHICLELES(A)</b>	<b>144545</b>	<b>162576</b>	<b>179470</b>	<b>197857</b>	<b>216541</b>	<b>231901</b>	<b>245400</b>	<b>254730</b>	<b>262627</b>
9	<b>TRANSPORT VEHICLE</b>									
a.	Multi Axled/Articulated Vehicle	8	8	9	9	10	29	29	30	30
b.	Trucks and Lorries	3785	3953	4248	4457	4569	4825	4985	5040	5141
	<b>TOTAL</b>	<b>3793</b>	<b>3961</b>	<b>4257</b>	<b>4466</b>	<b>4579</b>	<b>4854</b>	<b>5014</b>	<b>5070</b>	<b>5171</b>
10	<b>LIGHT GOODS VEHICLES</b>									
a.	Four Wheeler	6157	6636	7087	7500	7974	8512	9066	9439	9802
b.	Three Wheeler	587	661	710	780	847	963	1095	1168	1221
	<b>TOTAL</b>	<b>6744</b>	<b>7297</b>	<b>7797</b>	<b>8280</b>	<b>8821</b>	<b>9475</b>	<b>10161</b>	<b>10607</b>	<b>11023</b>
11	<b>Buses</b>	<b>3248</b>	<b>3465</b>	<b>3720</b>	<b>4075</b>	<b>4483</b>	<b>4612</b>	<b>4704</b>	<b>4707</b>	<b>4713</b>
	<b>TOTAL</b>	<b>3248</b>	<b>3465</b>	<b>3720</b>	<b>4075</b>	<b>4483</b>	<b>4612</b>	<b>4704</b>	<b>4707</b>	<b>4713</b>
12	<b>TAXIES</b>									
a.	Motor Cabs	1314	1489	1850	2175	2370	2681	2889	2951	3009
b.	Maxi Cabs	868	952	995	1017	1040	1067	1079	1079	1079
c	Others	0	0	0	0	0	0	0	10	10
	<b>TOTAL</b>	<b>2182</b>	<b>2441</b>	<b>2845</b>	<b>3192</b>	<b>3410</b>	<b>3748</b>	<b>3968</b>	<b>4040</b>	<b>4098</b>
13	<b>LMV PASSANGER</b>									
a.	Three Seater(A/R)	4329	4677	4934	5340	5590	5843	6069	6121	6168
14	Other Vehicles	1079	1172	1282	1387	1433	1536	1673	1769	1845
	<b>TOTAL</b>	<b>5408</b>	<b>5849</b>	<b>6216</b>	<b>6727</b>	<b>7023</b>	<b>7379</b>	<b>7742</b>	<b>7890</b>	<b>8013</b>
	<b>TOTAL TRANSPORT(B)</b>	<b>21375</b>	<b>23013</b>	<b>24835</b>	<b>26740</b>	<b>28316</b>	<b>30068</b>	<b>31589</b>	<b>32314</b>	<b>33018</b>
	<b>TOTAL (A)+(B)</b>	<b>165920</b>	<b>185589</b>	<b>204305</b>	<b>224597</b>	<b>244857</b>	<b>261969</b>	<b>276989</b>	<b>287044</b>	<b>295645</b>

## RAMNAGAR

SL NO	CATEGORY OF VEHICLE	31-03-2014	31-03-2015	31-03-2016	31-03-2017	31-03-2018	31-03-2019	31-03-2020	31-03-2021	31-03-2022
	<b>NON TRANSPORT VEHICLE</b>									
1	Two Wheelers	92878	107115	120027	133170	146745	163000	176580	186292	194781
2	Cars	18927	20211	21341	22598	24044	25419	26844	28483	29931
3	Omni Buses	82	82	82	83	85	86	86	86	86
4	Tractors	5687	6079	6496	6946	7436	7787	8105	8362	8700
5	Trailers	2030	2358	2637	2942	3241	3438	3613	3720	3889
6	Construction Moving Equipment	5	6	9	11	21	83	193	307	368
7	Private Service Vehicle	3	3	4	4	4	4	5	6	7
8	Other Vehicles	310	339	397	476	551	687	758	787	843
	<b>TOTAL NON TRANSPORTVEHICLELES(A)</b>	<b>119922</b>	<b>136193</b>	<b>150993</b>	<b>166230</b>	<b>182127</b>	<b>200504</b>	<b>216184</b>	<b>228043</b>	<b>238605</b>
9	<b>TRANSPORT VEHICLE</b>									
a.	Multi Axled/Articulated Vehicle	198	199	218	273	284	294	310	310	342
b.	Trucks and Lorries	3117	3325	3569	3721	3849	4042	4326	4376	4474
	<b>TOTAL</b>	<b>3315</b>	<b>3524</b>	<b>3787</b>	<b>3994</b>	<b>4133</b>	<b>4336</b>	<b>4636</b>	<b>4686</b>	<b>4816</b>
10	<b>LIGHT GOODS VEHICLES</b>									
a.	Four Wheeler	4693	5157	5585	5955	6334	6820	7329	7570	7892
b.	Three Wheeler	1321	1493	1661	1829	1959	2160	2449	2531	2657
	<b>TOTAL</b>	<b>6014</b>	<b>6650</b>	<b>7246</b>	<b>7784</b>	<b>8293</b>	<b>8980</b>	<b>9778</b>	<b>10101</b>	<b>10549</b>
11	<b>Buses</b>	<b>2169</b>	<b>2274</b>	<b>2421</b>	<b>2533</b>	<b>2790</b>	<b>2880</b>	<b>2987</b>	<b>3002</b>	<b>3021</b>
	<b>TOTAL</b>	<b>2169</b>	<b>2274</b>	<b>2421</b>	<b>2533</b>	<b>2790</b>	<b>2880</b>	<b>2987</b>	<b>3002</b>	<b>3021</b>
12	<b>TAXIES</b>									
a.	Motor Cabs	2049	2301	2918	3512	3848	4109	4330	4375	4404
b.	Maxi Cabs	1121	1178	1235	1262	1282	1296	1304	1306	1309
c.	Others	1	1	1	1	1	1	1	2	2
	<b>TOTAL</b>	<b>3171</b>	<b>3480</b>	<b>4154</b>	<b>4775</b>	<b>5131</b>	<b>5406</b>	<b>5635</b>	<b>5683</b>	<b>5715</b>
13	<b>LMV PASSANGER</b>									
a.	Three Seater(A/R)	5313	5667	5989	6257	6386	6735	7067	7095	7112
14	Other Vehicles	541	611	683	785	865	887	902	921	955
	<b>TOTAL</b>	<b>5854</b>	<b>6278</b>	<b>6672</b>	<b>7042</b>	<b>7251</b>	<b>7622</b>	<b>7969</b>	<b>8016</b>	<b>8067</b>
	<b>TOTAL TRANSPORT(B)</b>	<b>20523</b>	<b>22206</b>	<b>24280</b>	<b>26128</b>	<b>27598</b>	<b>29224</b>	<b>31005</b>	<b>31488</b>	<b>32168</b>
	<b>TOTAL (A)+(B)</b>	<b>140445</b>	<b>158399</b>	<b>175273</b>	<b>192358</b>	<b>209725</b>	<b>229728</b>	<b>247189</b>	<b>259531</b>	<b>270773</b>

## MYSURU

SL NO	CATEGORY OF VEHICLE	31-03-2014	31-03-2015	31-03-2016	31-03-2017	31-03-2018	31-03-2019	31-03-2020	31-03-2021	31-03-2022
	<b>NON TRANSPORT VEHICLE</b>									
1	Two Wheelers	669311	732970	795843	857665	922125	989496	1049174	1094423	1137158
2	Cars	119855	127318	134765	142619	150800	158666	165799	173641	181428
3	Omni Buses	456	470	483	494	508	509	513	513	513
4	Tractors	10652	11590	12680	13941	15608	17210	18828	20491	22087
5	Trailers	5678	6187	6704	7229	7733	7981	8084	8146	8260
6	Construction Moving Equipment	11	13	15	16	17	45	90	114	143
7	Private Service Vehicle	166	175	181	191	200	204	319	374	411
8	Other Vehicles	1452	1688	1988	2191	2419	2795	2946	3097	3175
	<b>TOTAL NON TRANSPORTVEHICLE(S)(A)</b>	<b>807581</b>	<b>880411</b>	<b>952659</b>	<b>1024346</b>	<b>1099410</b>	<b>1176906</b>	<b>1245753</b>	<b>1300799</b>	<b>1353175</b>
9	<b>TRANSPORT VEHICLE</b>									
a.	Multi Axled/Articulated Vehicle	567	570	570	571	571	571	572	572	572
b.	Trucks and Lorries	11103	11495	11890	12232	12482	12914	13255	13368	13570
	<b>TOTAL</b>	<b>11670</b>	<b>12065</b>	<b>12460</b>	<b>12803</b>	<b>13053</b>	<b>13485</b>	<b>13827</b>	<b>13940</b>	<b>14142</b>
10	<b>LIGHT GOODS VEHICLES</b>									
a.	Four Wheeler	11331	13105	14916	16312	18246	20399	22451	23551	24883
b.	Three Wheeler	11491	12015	12487	12869	13222	13587	13828	13939	14055
	<b>TOTAL</b>	<b>22822</b>	<b>25120</b>	<b>27403</b>	<b>29181</b>	<b>31468</b>	<b>33986</b>	<b>36279</b>	<b>37490</b>	<b>38938</b>
11	<b>Buses</b>	<b>11497</b>	<b>12009</b>	<b>12533</b>	<b>13242</b>	<b>13945</b>	<b>14247</b>	<b>14488</b>	<b>14505</b>	<b>14540</b>
	<b>TOTAL</b>	<b>11497</b>	<b>12009</b>	<b>12533</b>	<b>13242</b>	<b>13945</b>	<b>14247</b>	<b>14488</b>	<b>14505</b>	<b>14540</b>
12	<b>TAXIES</b>									
a.	Motor Cabs	6717	7375	8201	9131	9759	10384	11052	11244	11339
b.	Maxi Cabs	3738	4026	4230	4389	4484	4583	4679	4691	4710
c	Others	0	0	0	0	0	0	0	21	21
	<b>TOTAL</b>	<b>10455</b>	<b>11401</b>	<b>12431</b>	<b>13520</b>	<b>14243</b>	<b>14967</b>	<b>15731</b>	<b>15956</b>	<b>16070</b>
13	<b>LMV PASSANGER</b>									
a.	Three Seater(A/R)	28915	29605	30359	31432	32726	34866	36766	36999	37294
14	Other Vehicles	2109	2202	2313	2432	2584	2693	2790	2887	3024
	<b>TOTAL</b>	<b>31024</b>	<b>31807</b>	<b>32672</b>	<b>33864</b>	<b>35310</b>	<b>37559</b>	<b>39556</b>	<b>39886</b>	<b>40318</b>
	<b>TOTAL TRANSPORT(B)</b>	<b>87468</b>	<b>92402</b>	<b>97499</b>	<b>102610</b>	<b>108019</b>	<b>114244</b>	<b>119881</b>	<b>121777</b>	<b>124008</b>
	<b>TOTAL (A)+(B)</b>	<b>895049</b>	<b>972813</b>	<b>1050158</b>	<b>1126956</b>	<b>1207429</b>	<b>1291150</b>	<b>1365634</b>	<b>1422576</b>	<b>1477183</b>

## MANDYA

SL NO	CATEGORY OF VEHICLE	31-03-2014	31-03-2015	31-03-2016	31-03-2017	31-03-2018	31-03-2019	31-03-2020	31-03-2021	31-03-2022
	<b>NON TRANSPORT VEHICLE</b>									
1	Two Wheelers	233544	259227	285334	311251	337814	366611	393419	413690	430945
2	Cars	31648	33191	34643	36251	37885	39663	41355	43062	45001
3	Omni Buses	72	73	76	78	81	84	84	85	85
4	Tractors	10979	11713	12637	13565	14479	15549	16598	17989	19253
5	Trailers	7942	8432	9046	9624	10014	10233	10356	9951	10039
6	Construction Moving Equipment	12	13	14	15	15	63	147	246	289
7	Private Service Vehicle	24	24	24	26	27	27	60	67	72
8	Other Vehicles	472	519	654	755	939	1191	1410	2046	2094
	<b>TOTAL NON TRANSPORTVEHICLE(S)(A)</b>	<b>284693</b>	<b>313192</b>	<b>342428</b>	<b>371565</b>	<b>401254</b>	<b>433421</b>	<b>463429</b>	<b>487136</b>	<b>507778</b>
9	<b>TRANSPORT VEHICLE</b>									
a.	Multi Axled/Articulated Vehicle	2	3	5	5	10	10	10	11	28
b.	Trucks and Lorries	8933	9175	9429	9688	9857	10179	10567	10659	10818
	<b>TOTAL</b>	<b>8935</b>	<b>9178</b>	<b>9434</b>	<b>9693</b>	<b>9867</b>	<b>10189</b>	<b>10577</b>	<b>10670</b>	<b>10846</b>
10	<b>LIGHT GOODS VEHICLES</b>									
a.	Four Wheeler	7067	8064	9200	10050	11024	12383	13732	14396	15203
b.	Three Wheeler	7572	8013	8382	8701	8992	9351	9582	9778	10047
	<b>TOTAL</b>	<b>14639</b>	<b>16077</b>	<b>17582</b>	<b>18751</b>	<b>20016</b>	<b>21734</b>	<b>23314</b>	<b>24174</b>	<b>25250</b>
11	<b>Buses</b>	<b>2599</b>	<b>2734</b>	<b>2849</b>	<b>3014</b>	<b>3178</b>	<b>3298</b>	<b>3434</b>	<b>3446</b>	<b>3475</b>
	<b>TOTAL</b>	<b>2599</b>	<b>2734</b>	<b>2849</b>	<b>3014</b>	<b>3178</b>	<b>3298</b>	<b>3434</b>	<b>3446</b>	<b>3475</b>
12	<b>TAXIES</b>									
a.	Motor Cabs	2919	3350	4355	5439	5882	6276	6658	6758	6821
b.	Maxi Cabs	2061	2171	2284	2344	2388	2435	2470	2477	2485
c.	Others	0	0	0	0	0	0	0	0	0
	<b>TOTAL</b>	<b>4980</b>	<b>5521</b>	<b>6639</b>	<b>7783</b>	<b>8270</b>	<b>8711</b>	<b>9128</b>	<b>9235</b>	<b>9306</b>
13	<b>LMV PASSANGER</b>									
a.	Three Seater(A/R)	10506	10880	11162	11455	11667	11974	12321	12361	12418
14	Other Vehicles	895	963	1042	1142	1230	1305	1402	1515	1638
	<b>TOTAL</b>	<b>11401</b>	<b>11843</b>	<b>12204</b>	<b>12597</b>	<b>12897</b>	<b>13279</b>	<b>13723</b>	<b>13876</b>	<b>14056</b>
	<b>TOTAL TRANSPORT(B)</b>	<b>42554</b>	<b>45353</b>	<b>48708</b>	<b>51838</b>	<b>54228</b>	<b>57211</b>	<b>60176</b>	<b>61401</b>	<b>62933</b>
	<b>TOTAL (A)+(B)</b>	<b>327247</b>	<b>358545</b>	<b>391136</b>	<b>423403</b>	<b>455482</b>	<b>490632</b>	<b>523605</b>	<b>548537</b>	<b>570711</b>

## MADIKERI

SL NO	CATEGORY OF VEHICLE	31-03-2014	31-03-2015	31-03-2016	31-03-2017	31-03-2018	31-03-2019	31-03-2020	31-03-2021	31-03-2022
	<b>NON TRANSPORT VEHICLE</b>									
1	Two Wheelers	57688	64108	71848	78569	85229	90881	96877	101969	107233
2	Cars	57029	59314	62399	65421	68455	70892	72747	74675	76812
3	Omni Buses	391	406	418	425	431	532	573	573	573
4	Tractors	1049	1121	1226	1349	1462	1564	1661	1783	1924
5	Trailers	1318	1415	1517	1621	1696	1722	1745	1340	1368
6	Construction Moving Equipment	1	1	2	2	2	2	8	17	22
7	Private Service Vehicle	7	7	7	7	7	9	26	31	39
8	Other Vehicles	215	222	277	303	338	429	453	898	913
	<b>TOTAL NON TRANSPORTVEHICLELES(A)</b>	<b>117698</b>	<b>126594</b>	<b>137694</b>	<b>147697</b>	<b>157620</b>	<b>166031</b>	<b>174090</b>	<b>181286</b>	<b>188884</b>
9	<b>TRANSPORT VEHICLE</b>									
a.	Multi Axled/Articulated Vehicle	0	0	0	0	0	0	0	0	0
b.	Trucks and Lorries	1533	1650	1768	1899	1999	2102	2219	2285	2397
	<b>TOTAL</b>	<b>1533</b>	<b>1650</b>	<b>1768</b>	<b>1899</b>	<b>1999</b>	<b>2102</b>	<b>2219</b>	<b>2285</b>	<b>2397</b>
10	<b>LIGHT GOODS VEHICLES</b>									
a.	Four Wheeler	3576	3991	4426	4855	5304	5705	6019	6338	6729
b.	Three Wheeler	542	589	636	672	720	749	772	796	821
	<b>TOTAL</b>	<b>4118</b>	<b>4580</b>	<b>5062</b>	<b>5527</b>	<b>6024</b>	<b>6454</b>	<b>6791</b>	<b>7134</b>	<b>7550</b>
11	<b>Bus</b>	<b>2454</b>	<b>2753</b>	<b>2836</b>	<b>2891</b>	<b>2935</b>	<b>2981</b>	<b>3025</b>	<b>3025</b>	<b>3028</b>
	<b>TOTAL</b>	<b>2454</b>	<b>2753</b>	<b>2836</b>	<b>2891</b>	<b>2935</b>	<b>2981</b>	<b>3025</b>	<b>3025</b>	<b>3028</b>
12	<b>TAXIES</b>									
a.	Motor Cabs	912	1014	1145	1286	1439	1554	1639	1678	1697
b.	Maxi Cabs	357	378	406	427	440	455	473	475	477
c	Others	0	1	1	1	1	1	1	1	1
	<b>TOTAL</b>	<b>1269</b>	<b>1393</b>	<b>1552</b>	<b>1714</b>	<b>1880</b>	<b>2010</b>	<b>2113</b>	<b>2154</b>	<b>2175</b>
13	<b>LMV PASSANGER</b>									
a.	Three Seater(A/R)	4485	5224	5861	6412	7067	7642	8118	8288	8445
14	Other Vehicles	553	656	744	796	826	844	900	929	972
	<b>TOTAL</b>	<b>5038</b>	<b>5880</b>	<b>6605</b>	<b>7208</b>	<b>7893</b>	<b>8486</b>	<b>9018</b>	<b>9217</b>	<b>9417</b>
	<b>TOTAL TRANSPORT(B)</b>	<b>14412</b>	<b>16256</b>	<b>17823</b>	<b>19239</b>	<b>20731</b>	<b>22033</b>	<b>23166</b>	<b>23815</b>	<b>24567</b>
	<b>TOTAL (A)+(B)</b>	<b>132110</b>	<b>142850</b>	<b>155517</b>	<b>166936</b>	<b>178351</b>	<b>188064</b>	<b>197256</b>	<b>205101</b>	<b>213451</b>



## CHAMRAJNAGAR

SL NO	CATEGORY OF VEHICLE	31-03-2014	31-03-2015	31-03-2016	31-03-2017	31-03-2018	31-03-2019	31-03-2020	31-03-2021	31-03-2022
	<b>NON TRANSPORT VEHICLE</b>									
1	Two Wheelers	94870	106410	118647	131419	145517	160128	173880	185247	193502
2	Cars	13440	14027	14566	15142	15737	16304	16757	17316	17833
3	Omni Buses	66	69	71	72	72	73	73	73	73
4	Tractors	4499	4694	4984	5313	5747	6290	6848	7331	7738
5	Trailers	2981	3050	3144	3233	3346	3405	3458	3500	3535
6	Construction Moving Equipment	9	9	9	9	9	10	17	24	28
7	Private Service Vehicle	143	147	149	151	152	157	174	183	185
8	Other Vehicles	434	488	534	631	698	825	895	938	964
	<b>TOTAL NON TRANSPORTVEHICLELES(A)</b>	<b>116442</b>	<b>128894</b>	<b>142104</b>	<b>155970</b>	<b>171278</b>	<b>187192</b>	<b>202102</b>	<b>214612</b>	<b>223858</b>
9	<b>TRANSPORT VEHICLE</b>									
a.	Multi Axled/Articulated Vehicle	3	4	4	5	5	5	5	5	5
b.	Trucks and Lorries	3684	3770	3848	3947	4075	4230	4327	4372	4422
	<b>TOTAL</b>	<b>3687</b>	<b>3774</b>	<b>3852</b>	<b>3952</b>	<b>4080</b>	<b>4235</b>	<b>4332</b>	<b>4377</b>	<b>4427</b>
10	<b>LIGHT GOODS VEHICLES</b>									
a.	Four Wheeler	4047	4560	5099	5580	6189	6814	7444	7762	8131
b.	Three Wheeler	1868	2032	2195	2325	2467	2567	2650	2731	2756
	<b>TOTAL</b>	<b>5915</b>	<b>6592</b>	<b>7294</b>	<b>7905</b>	<b>8656</b>	<b>9381</b>	<b>10094</b>	<b>10493</b>	<b>10887</b>
11	<b>Buses</b>	<b>1923</b>	<b>2002</b>	<b>2028</b>	<b>2105</b>	<b>2227</b>	<b>2275</b>	<b>2364</b>	<b>2371</b>	<b>2374</b>
	<b>TOTAL</b>	<b>1923</b>	<b>2002</b>	<b>2028</b>	<b>2105</b>	<b>2227</b>	<b>2275</b>	<b>2364</b>	<b>2371</b>	<b>2374</b>
12	<b>TAXIES</b>									
a.	Motor Cabs	472	562	674	874	1001	1126	1297	1363	1399
b.	Maxi Cabs	816	883	931	963	992	1025	1042	1044	1047
c	Others	0	0	0	0	0	0	0	0	0
	<b>TOTAL</b>	<b>1288</b>	<b>1445</b>	<b>1605</b>	<b>1837</b>	<b>1993</b>	<b>2151</b>	<b>2339</b>	<b>2407</b>	<b>2446</b>
13	<b>LMV PASSANGER</b>									
a.	Three Seater(A/R)	2963	3180	3366	3518	3585	3719	3895	3906	3928
14	Other Vehicles	592	620	652	693	744	761	768	778	793
	<b>TOTAL</b>	<b>3555</b>	<b>3800</b>	<b>4018</b>	<b>4211</b>	<b>4329</b>	<b>4480</b>	<b>4663</b>	<b>4684</b>	<b>4721</b>
	<b>TOTAL TRANSPORT(B)</b>	<b>16368</b>	<b>17613</b>	<b>18797</b>	<b>20010</b>	<b>21285</b>	<b>22522</b>	<b>23792</b>	<b>24332</b>	<b>24855</b>
	<b>TOTAL (A)+(B)</b>	<b>132810</b>	<b>146507</b>	<b>160901</b>	<b>175980</b>	<b>192563</b>	<b>209714</b>	<b>225894</b>	<b>238944</b>	<b>248713</b>

## HASSAN

SL NO	CATEGORY OF VEHICLE	31-03-2014	31-03-2015	31-03-2016	31-03-2017	31-03-2018	31-03-2019	31-03-2020	31-03-2021	31-03-2022
	<b>NON TRANSPORT VEHICLE</b>									
1	Two Wheelers	251457	281140	311623	340281	367953	394933	420740	441180	458818
2	Cars	65863	69130	72210	75293	78561	81412	84056	87091	90037
3	Omni Buses	216	232	244	256	272	289	291	292	292
4	Tractors	10023	11521	13086	14636	16063	17921	19831	22273	24752
5	Trailers	7588	8626	9691	10748	11556	11876	12100	12177	12449
6	Construction Moving Equipment	11	13	17	20	23	64	118	160	195
7	Private Service Vehicle	3	4	6	6	6	7	57	63	64
8	Other Vehicles	907	1036	1328	1583	1954	2273	2593	2874	3038
	<b>TOTAL NON TRANSPORTVEHICLELES(A)</b>	<b>336068</b>	<b>371702</b>	<b>408205</b>	<b>442823</b>	<b>476388</b>	<b>508775</b>	<b>539786</b>	<b>566110</b>	<b>589645</b>
9	<b>TRANSPORT VEHICLE</b>									
a.	Multi Axled/Articulated Vehicle	4	4	4	5	5	5	5	5	5
b.	Trucks and Lorries	7641	8020	8326	8542	8549	9015	9339	9436	9676
	<b>TOTAL</b>	<b>7645</b>	<b>8024</b>	<b>8330</b>	<b>8547</b>	<b>8554</b>	<b>9020</b>	<b>9344</b>	<b>9441</b>	<b>9681</b>
10	<b>LIGHT GOODS VEHICLES</b>									
a.	Four Wheeler	8305	9415	10577	11471	12743	13940	15424	16473	17680
b.	Three Wheeler	4014	4432	4779	5075	5347	5601	5828	5902	6095
	<b>TOTAL</b>	<b>12319</b>	<b>13847</b>	<b>15356</b>	<b>16546</b>	<b>18090</b>	<b>19541</b>	<b>21252</b>	<b>22375</b>	<b>23775</b>
11	<b>Buses</b>	<b>1324</b>	<b>1501</b>	<b>1591</b>	<b>1768</b>	<b>1965</b>	<b>2079</b>	<b>2234</b>	<b>2250</b>	<b>2261</b>
	<b>TOTAL</b>	<b>1324</b>	<b>1501</b>	<b>1591</b>	<b>1768</b>	<b>1965</b>	<b>2079</b>	<b>2234</b>	<b>2250</b>	<b>2261</b>
12	<b>TAXIES</b>									
a.	Motor Cabs	3075	3555	4632	5870	6436	6862	7254	7368	7429
b.	Maxi Cabs	2203	2374	2609	2738	2803	2893	2950	2960	2966
c	Others	0	0	0	0	0	0	0	10	10
	<b>TOTAL</b>	<b>5278</b>	<b>5929</b>	<b>7241</b>	<b>8608</b>	<b>9239</b>	<b>9755</b>	<b>10204</b>	<b>10338</b>	<b>10405</b>
13	<b>LMV PASSANGER</b>									
a.	Three Seater(A/R)	10877	11567	12167	12724	13227	13693	14151	14261	14344
14	Other Vehicles	2379	2685	2885	3047	3105	3209	3456	3726	4003
	<b>TOTAL</b>	<b>13256</b>	<b>14252</b>	<b>15052</b>	<b>15771</b>	<b>16332</b>	<b>16902</b>	<b>17607</b>	<b>17987</b>	<b>18347</b>
	<b>TOTAL TRANSPORT(B)</b>	<b>39822</b>	<b>43553</b>	<b>47570</b>	<b>51240</b>	<b>54180</b>	<b>57297</b>	<b>60641</b>	<b>62391</b>	<b>64469</b>
	<b>TOTAL (A)+(B)</b>	<b>375890</b>	<b>415255</b>	<b>455775</b>	<b>494063</b>	<b>530568</b>	<b>566072</b>	<b>600427</b>	<b>628501</b>	<b>654114</b>



## SHIVAMOGGA

SL NO	CATEGORY OF VEHICLE	31-03-2014	31-03-2015	31-03-2016	31-03-2017	31-03-2018	31-03-2019	31-03-2020	31-03-2021	31-03-2022
	<b>NON TRANSPORT VEHICLE</b>									
1	Two Wheelers	328777	361908	397512	432387	466545	499504	528874	553524	573826
2	Cars	66026	70583	75053	79722	84733	89688	93653	98168	102816
3	Omni Buses	153	164	175	180	189	194	197	199	202
4	Tractors	8150	9130	10269	11593	13064	14776	16521	18302	20198
5	Trailers	8334	9094	9894	10688	11352	11711	12089	12451	12908
6	Construction Moving Equipment	7	7	9	12	12	51	95	136	184
7	Private Service Vehicle	2	2	2	2	2	5	11	14	15
8	Other Vehicles	360	427	633	792	1123	1385	1730	1993	2175
	<b>TOTAL NON TRANSPORTVEHICLELES(A)</b>	<b>411809</b>	<b>451315</b>	<b>493547</b>	<b>535376</b>	<b>577020</b>	<b>617314</b>	<b>653170</b>	<b>684787</b>	<b>712324</b>
9	<b>TRANSPORT VEHICLE</b>									
a.	Multi Axled/Articulated Vehicle	4	4	5	6	6	7	7	7	8
b.	Trucks and Lorries	9885	10138	10330	10546	10726	10950	11140	11238	11478
	<b>TOTAL</b>	<b>9889</b>	<b>10142</b>	<b>10335</b>	<b>10552</b>	<b>10732</b>	<b>10957</b>	<b>11147</b>	<b>11245</b>	<b>11486</b>
10	<b>LIGHT GOODS VEHICLES</b>									
a.	Four Wheeler	10192	11301	12361	13279	14225	15339	16319	17012	17954
b.	Three Wheeler	3798	4036	4257	4487	4666	4840	5008	5070	5149
	<b>TOTAL</b>	<b>13990</b>	<b>15337</b>	<b>16618</b>	<b>17766</b>	<b>18891</b>	<b>20179</b>	<b>21327</b>	<b>22082</b>	<b>23103</b>
11	<b>Buses</b>	<b>3508</b>	<b>3681</b>	<b>3840</b>	<b>4035</b>	<b>4214</b>	<b>4338</b>	<b>4513</b>	<b>4533</b>	<b>4552</b>
	<b>TOTAL</b>	<b>3508</b>	<b>3681</b>	<b>3840</b>	<b>4035</b>	<b>4214</b>	<b>4338</b>	<b>4513</b>	<b>4533</b>	<b>4552</b>
12	<b>TAXIES</b>									
a.	Motor Cabs	2999	3355	3720	4208	4539	4783	5008	5134	5259
b.	Maxi Cabs	1230	1329	1435	1501	1545	1580	1614	1619	1624
c	Others	0	0	0	0	0	0	0	10	10
	<b>TOTAL</b>	<b>4229</b>	<b>4684</b>	<b>5155</b>	<b>5709</b>	<b>6084</b>	<b>6363</b>	<b>6622</b>	<b>6763</b>	<b>6893</b>
13	<b>LMV PASSANGER</b>									
a.	Three Seater(A/R)	11241	11806	12295	12854	13487	14146	14698	14886	15071
14	Other Vehicles	5572	6057	6716	7088	7438	7564	7623	7689	7789
	<b>TOTAL</b>	<b>16813</b>	<b>17863</b>	<b>19011</b>	<b>19942</b>	<b>20925</b>	<b>21710</b>	<b>22321</b>	<b>22575</b>	<b>22860</b>
	<b>TOTAL TRANSPORT(B)</b>	<b>48429</b>	<b>51707</b>	<b>54959</b>	<b>58004</b>	<b>60846</b>	<b>63547</b>	<b>65930</b>	<b>67198</b>	<b>68894</b>
	<b>TOTAL (A)+(B)</b>	<b>460238</b>	<b>503022</b>	<b>548506</b>	<b>593380</b>	<b>637866</b>	<b>680861</b>	<b>719100</b>	<b>751985</b>	<b>781218</b>

## CHITRADURGA

SL NO	CATEGORY OF VEHICLE	31-03-2014	31-03-2015	31-03-2016	31-03-2017	31-03-2018	31-03-2019	31-03-2020	31-03-2021	31-03-2022
	<b>NON TRANSPORT VEHICLE</b>									
1	Two Wheelers	162981	182548	205212	224588	244148	266836	289303	309750	326624
2	Cars	20047	21568	23259	24845	26469	28049	29546	31463	33532
3	Omni Buses	48	50	56	57	57	62	68	71	73
4	Tractors	9582	10985	12790	14300	15376	17051	18483	20469	22851
5	Trailers	5794	6641	7725	8531	9057	9467	10056	10925	11872
6	Construction Moving Equipment	10	11	12	12	12	24	127	294	410
7	Private Service Vehicle	1	1	1	3	3	3	3	4	4
8	Other Vehicles	692	786	979	1209	1439	1722	1810	1961	2009
	<b>TOTAL NON TRANSPORTVEHICLELES(A)</b>	<b>199155</b>	<b>222590</b>	<b>250034</b>	<b>273545</b>	<b>296561</b>	<b>323214</b>	<b>349396</b>	<b>374937</b>	<b>397375</b>
9	<b>TRANSPORT VEHICLE</b>									
a.	Multi Axled/Articulated Vehicle	15	15	15	15	16	16	16	16	16
b.	Trucks and Lorries	5995	6274	6662	7004	7466	8119	8480	8594	8893
	<b>TOTAL</b>	<b>6010</b>	<b>6289</b>	<b>6677</b>	<b>7019</b>	<b>7482</b>	<b>8135</b>	<b>8496</b>	<b>8610</b>	<b>8909</b>
10	<b>LIGHT GOODS VEHICLES</b>									
a.	Four Wheeler	4640	5168	5804	6304	7057	8188	9327	10207	11304
b.	Three Wheeler	2211	2415	2643	2805	2938	3170	3443	3644	3915
	<b>TOTAL</b>	<b>6851</b>	<b>7583</b>	<b>8447</b>	<b>9109</b>	<b>9995</b>	<b>11358</b>	<b>12770</b>	<b>13851</b>	<b>15219</b>
11	<b>Buses</b>	<b>1972</b>	<b>2021</b>	<b>2075</b>	<b>2154</b>	<b>2233</b>	<b>2305</b>	<b>2452</b>	<b>2476</b>	<b>2492</b>
	<b>TOTAL</b>	<b>1972</b>	<b>2021</b>	<b>2075</b>	<b>2154</b>	<b>2233</b>	<b>2305</b>	<b>2452</b>	<b>2476</b>	<b>2492</b>
12	<b>TAXIES</b>									
a.	Motor Cabs	2440	2731	3239	3653	4032	4605	4936	5118	5285
b.	Maxi Cabs	1335	1487	1624	1726	1807	1893	1943	1950	1961
c	Others	0	0	0	0	0	0	0	0	0
	<b>TOTAL</b>	<b>3775</b>	<b>4218</b>	<b>4863</b>	<b>5379</b>	<b>5839</b>	<b>6498</b>	<b>6879</b>	<b>7068</b>	<b>7246</b>
13	<b>LMV PASSANGER</b>									
a.	Three Seater(A/R)	10779	11349	11793	12153	12505	13575	14793	15233	15932
14	Other Vehicles	818	863	894	930	970	1040	1136	1216	1300
	<b>TOTAL</b>	<b>11597</b>	<b>12212</b>	<b>12687</b>	<b>13083</b>	<b>13475</b>	<b>14615</b>	<b>15929</b>	<b>16449</b>	<b>17232</b>
	<b>TOTAL TRANSPORT(B)</b>	<b>30205</b>	<b>32323</b>	<b>34749</b>	<b>36744</b>	<b>39024</b>	<b>42911</b>	<b>46526</b>	<b>48454</b>	<b>51098</b>
	<b>TOTAL (A)+(B)</b>	<b>229360</b>	<b>254913</b>	<b>284783</b>	<b>310289</b>	<b>335585</b>	<b>366125</b>	<b>395922</b>	<b>423391</b>	<b>448473</b>

## DAVANGERE

SL NO	CATEGORY OF VEHICLE	31-03-2014	31-03-2015	31-03-2016	31-03-2017	31-03-2018	31-03-2019	31-03-2020	31-03-2021	31-03-2022
	<b>NON TRANSPORT VEHICLE</b>									
1	Two Wheelers	270545	302365	335390	365542	393976	424672	450996	472244	491937
2	Cars	32314	35673	39016	42385	45612	49053	52052	55511	59262
3	Omni Buses	86	95	105	116	128	130	130	132	133
4	Tractors	17900	20196	22060	24008	25683	27724	29683	31917	34374
5	Trailers	8918	9892	10776	11537	12046	12342	12844	13409	14124
6	Construction Moving Equipment	5	5	6	6	6	37	114	232	326
7	Private Service Vehicle	6	7	8	9	10	10	10	10	10
8	Other Vehicles	381	492	595	861	1324	1648	1856	1942	2136
	<b>TOTAL NON TRANSPORTVEHICLELES(A)</b>	<b>330155</b>	<b>368725</b>	<b>407956</b>	<b>444464</b>	<b>478785</b>	<b>515616</b>	<b>547685</b>	<b>575397</b>	<b>602302</b>
9	<b>TRANSPORT VEHICLE</b>									
a.	Multi Axled/Articulated Vehicle	7	7	7	7	7	8	9	10	10
b.	Trucks and Lorries	5809	6143	6409	6735	6974	7327	7543	7653	7830
	<b>TOTAL</b>	<b>5816</b>	<b>6150</b>	<b>6416</b>	<b>6742</b>	<b>6981</b>	<b>7335</b>	<b>7552</b>	<b>7663</b>	<b>7840</b>
10	<b>LIGHT GOODS VEHICLES</b>									
a.	Four Wheeler	5307	5889	6568	7155	7870	8860	9751	10431	11419
b.	Three Wheeler	4384	4811	5184	5541	5881	6268	6693	6954	7241
	<b>TOTAL</b>	<b>9691</b>	<b>10700</b>	<b>11752</b>	<b>12696</b>	<b>13751</b>	<b>15128</b>	<b>16444</b>	<b>17385</b>	<b>18660</b>
11	<b>Buses</b>	<b>2147</b>	<b>2277</b>	<b>2361</b>	<b>2497</b>	<b>2653</b>	<b>2777</b>	<b>2941</b>	<b>2946</b>	<b>2962</b>
	<b>TOTAL</b>	<b>2147</b>	<b>2277</b>	<b>2361</b>	<b>2497</b>	<b>2653</b>	<b>2777</b>	<b>2941</b>	<b>2946</b>	<b>2962</b>
12	<b>TAXIES</b>									
a.	Motor Cabs	2269	2549	2896	3353	3712	4081	4363	4497	4607
b.	Maxi Cabs	1275	1401	1526	1612	1668	1729	1764	1771	1779
c	Others	0	0	0	0	0	0	0	0	0
	<b>TOTAL</b>	<b>3544</b>	<b>3950</b>	<b>4422</b>	<b>4965</b>	<b>5380</b>	<b>5810</b>	<b>6127</b>	<b>6268</b>	<b>6386</b>
13	<b>LMV PASSANGER</b>									
a.	Three Seater(A/R)	13986	14726	15887	17037	18210	19462	20788	21058	21447
14	Other Vehicles	1240	1359	1413	1473	1506	1536	1571	1622	1825
	<b>TOTAL</b>	<b>15226</b>	<b>16085</b>	<b>17300</b>	<b>18510</b>	<b>19716</b>	<b>20998</b>	<b>22359</b>	<b>22680</b>	<b>23272</b>
	<b>TOTAL TRANSPORT(B)</b>	<b>36424</b>	<b>39162</b>	<b>42251</b>	<b>45410</b>	<b>48481</b>	<b>52048</b>	<b>55423</b>	<b>56942</b>	<b>59120</b>
	<b>TOTAL (A)+(B)</b>	<b>366579</b>	<b>407887</b>	<b>450207</b>	<b>489874</b>	<b>527266</b>	<b>567664</b>	<b>603108</b>	<b>632339</b>	<b>661422</b>

## CHIKKAMAGALUR

SL NO	CATEGORY OF VEHICLE	31-03-2014	31-03-2015	31-03-2016	31-03-2017	31-03-2018	31-03-2019	31-03-2020	31-03-2021	31-03-2022
	<b>NON TRANSPORT VEHICLE</b>									
1	Two Wheelers	162396	180179	200769	219206	236064	252165	266953	280525	291897
2	Cars	58771	61736	65067	68410	71627	74545	77144	79943	83164
3	Omni Buses	130	135	140	146	150	158	158	158	160
4	Tractors	7996	8847	10018	11127	12198	13354	14569	16143	17960
5	Trailers	7048	7562	8278	8962	9408	9749	10212	10552	11131
6	Construction Moving Equipment	1	3	7	8	11	20	42	73	98
7	Private Service Vehicle	1	1	1	2	2	4	14	15	15
8	Other Vehicles	307	409	533	714	904	1164	1361	1678	1814
	<b>TOTAL NON TRANSPORTVEHICLE(S)(A)</b>	<b>236650</b>	<b>258872</b>	<b>284813</b>	<b>308575</b>	<b>330364</b>	<b>351159</b>	<b>370453</b>	<b>389087</b>	<b>406239</b>
9	<b>TRANSPORT VEHICLE</b>									
a.	Multi Axled/Articulated Vehicle	3	3	3	3	3	3	3	4	4
b.	Trucks and Lorries	4610	4737	4870	4988	5100	5225	5403	5489	5619
	<b>TOTAL</b>	<b>4613</b>	<b>4740</b>	<b>4873</b>	<b>4991</b>	<b>5103</b>	<b>5228</b>	<b>5406</b>	<b>5493</b>	<b>5623</b>
10	<b>LIGHT GOODS VEHICLES</b>									
a.	Four Wheeler	7243	8031	8913	9661	10515	11527	12419	13045	13987
b.	Three Wheeler	2725	2976	3186	3382	3506	3643	3730	3808	3907
	<b>TOTAL</b>	<b>9968</b>	<b>11007</b>	<b>12099</b>	<b>13043</b>	<b>14021</b>	<b>15170</b>	<b>16149</b>	<b>16853</b>	<b>17894</b>
11	<b>Bus</b>	<b>2666</b>	<b>2790</b>	<b>2894</b>	<b>3013</b>	<b>3193</b>	<b>3271</b>	<b>3379</b>	<b>3387</b>	<b>3401</b>
	<b>TOTAL</b>	<b>2666</b>	<b>2790</b>	<b>2894</b>	<b>3013</b>	<b>3193</b>	<b>3271</b>	<b>3379</b>	<b>3387</b>	<b>3401</b>
12	<b>TAXIES</b>									
a.	Motor Cabs	1668	1904	2205	2577	2818	3042	3194	3274	3324
b.	Maxi Cabs	936	1006	1067	1109	1135	1158	1178	1180	1184
c	Others	0	0	0	0	0	0	0	0	0
	<b>TOTAL</b>	<b>2604</b>	<b>2910</b>	<b>3272</b>	<b>3686</b>	<b>3953</b>	<b>4200</b>	<b>4372</b>	<b>4454</b>	<b>4508</b>
13	<b>LMV PASSANGER</b>									
a.	Three Seater(A/R)	8924	9577	10208	10612	10927	11391	11741	11870	12018
14	Other Vehicles	2766	2874	3037	3145	3230	3277	3329	3371	3413
	<b>TOTAL</b>	<b>11690</b>	<b>12451</b>	<b>13245</b>	<b>13757</b>	<b>14157</b>	<b>14668</b>	<b>15070</b>	<b>15241</b>	<b>15431</b>
	<b>TOTAL TRANSPORT(B)</b>	<b>31541</b>	<b>33898</b>	<b>36383</b>	<b>38490</b>	<b>40427</b>	<b>42537</b>	<b>44376</b>	<b>45428</b>	<b>46857</b>
	<b>TOTAL (A)+(B)</b>	<b>268191</b>	<b>292770</b>	<b>321196</b>	<b>347065</b>	<b>370791</b>	<b>393696</b>	<b>414829</b>	<b>434515</b>	<b>453096</b>

## MANGALURU

SL NO	CATEGORY OF VEHICLE	31-03-2014	31-03-2015	31-03-2016	31-03-2017	31-03-2018	31-03-2019	31-03-2020	31-03-2021	31-03-2022
	<b>NON TRANSPORT VEHICLE</b>									
1	Two Wheelers	376897	418690	461791	503675	545662	592957	633444	669887	705710
2	Cars	154578	165926	178098	190919	203463	215770	226306	236571	247227
3	Omni Buses	316	325	335	341	350	355	358	359	366
4	Tractors	400	412	439	459	472	496	511	535	570
5	Trailers	288	296	304	310	313	320	322	198	201
6	Construction Moving Equipment	32	37	53	68	98	163	187	239	287
7	Private Service Vehicle	6	8	8	8	8	180	195	195	196
8	Other Vehicles	5224	5368	5517	5665	5842	6083	6215	6455	6592
	<b>TOTAL NON TRANSPORTVEHICLELES(A)</b>	<b>537741</b>	<b>591062</b>	<b>646545</b>	<b>701445</b>	<b>756208</b>	<b>816324</b>	<b>867538</b>	<b>914439</b>	<b>961149</b>
9	<b>TRANSPORT VEHICLE</b>									
a.	Multi Axled/Articulated Vehicle	1690	1732	1776	1823	1867	1886	1900	1934	1957
b.	Trucks and Lorries	20188	20982	22168	22966	23458	24078	24604	24873	25406
	<b>TOTAL</b>	<b>21878</b>	<b>22714</b>	<b>23944</b>	<b>24789</b>	<b>25325</b>	<b>25964</b>	<b>26504</b>	<b>26807</b>	<b>27363</b>
10	<b>LIGHT GOODS VEHICLES</b>									
a.	Four Wheeler	17213	18525	19878	21216	22650	24345	25684	26680	27854
b.	Three Wheeler	4376	4679	4926	5168	5390	5635	5844	5980	6176
	<b>TOTAL</b>	<b>21589</b>	<b>23204</b>	<b>24804</b>	<b>26384</b>	<b>28040</b>	<b>29980</b>	<b>31528</b>	<b>32660</b>	<b>34030</b>
11	<b>Bus</b>	<b>9752</b>	<b>10080</b>	<b>10352</b>	<b>10769</b>	<b>11251</b>	<b>11507</b>	<b>11936</b>	<b>11987</b>	<b>12035</b>
	<b>TOTAL</b>	<b>9752</b>	<b>10080</b>	<b>10352</b>	<b>10769</b>	<b>11251</b>	<b>11507</b>	<b>11936</b>	<b>11987</b>	<b>12035</b>
12	<b>TAXIES</b>									
a.	Motor Cabs	8864	9470	10168	10967	11474	11978	12364	12480	12592
b.	Maxi Cabs	2605	2791	2977	3114	3184	3251	3297	3307	3316
c	Others	0	0	0	0	0	0	0	12	12
	<b>TOTAL</b>	<b>11469</b>	<b>12261</b>	<b>13145</b>	<b>14081</b>	<b>14658</b>	<b>15229</b>	<b>15661</b>	<b>15799</b>	<b>15920</b>
13	<b>LMV PASSANGER</b>									
a.	Three Seater(A/R)	29757	32099	34965	38239	40979	44132	47021	48952	51729
14	Other Vehicles	1075	1154	1230	1293	1402	1448	1507	1571	1657
	<b>TOTAL</b>	<b>30832</b>	<b>33253</b>	<b>36195</b>	<b>39532</b>	<b>42381</b>	<b>45580</b>	<b>48528</b>	<b>50523</b>	<b>53386</b>
	<b>TOTAL TRANSPORT(B)</b>	<b>95520</b>	<b>101512</b>	<b>108440</b>	<b>115555</b>	<b>121655</b>	<b>128260</b>	<b>134157</b>	<b>137776</b>	<b>142734</b>
	<b>TOTAL (A)+(B)</b>	<b>633261</b>	<b>692574</b>	<b>754985</b>	<b>817000</b>	<b>877863</b>	<b>944584</b>	<b>1001695</b>	<b>1000000</b>	<b>1103883</b>

## UDUPI

SL NO	CATEGORY OF VEHICLE	31-03-2014	31-03-2015	31-03-2016	31-03-2017	31-03-2018	31-03-2019	31-03-2020	31-03-2021	31-03-2022
	<b>NON TRANSPORT VEHICLE</b>									
1	Two Wheelers	199166	224487	249300	272781	295848	317320	336036	354456	371577
2	Cars	48064	52868	58052	63612	69417	75157	79833	84639	89620
3	Omni Buses	85	86	87	88	88	129	130	132	133
4	Tractors	185	202	222	260	314	351	403	447	491
5	Trailers	47	50	57	71	76	78	79	76	79
6	Construction Moving Equipment	9	11	11	19	23	45	77	119	162
7	Private Service Vehicle	2	2	2	2	2	3	6	7	9
8	Other Vehicles	630	665	773	832	969	1090	1151	1219	1287
	<b>TOTAL NON TRANSPORTVEHICLELES(A)</b>	<b>248188</b>	<b>278371</b>	<b>308504</b>	<b>337665</b>	<b>366737</b>	<b>394173</b>	<b>417715</b>	<b>441095</b>	<b>463358</b>
9	<b>TRANSPORT VEHICLE</b>									
a.	Multi Axled/Articulated Vehicle	3	4	5	5	6	6	6	7	12
b.	Trucks and Lorries	5835	6145	6580	6893	7167	7422	7606	7717	7939
	<b>TOTAL</b>	<b>5838</b>	<b>6149</b>	<b>6585</b>	<b>6898</b>	<b>7173</b>	<b>7428</b>	<b>7612</b>	<b>7724</b>	<b>7951</b>
10	<b>LIGHT GOODS VEHICLES</b>									
a.	Four Wheeler	9671	10510	11367	12072	13016	14003	14793	15320	15991
b.	Three Wheeler	2414	2466	2527	2610	2678	2781	2851	2901	2966
	<b>TOTAL</b>	<b>12085</b>	<b>12976</b>	<b>13894</b>	<b>14682</b>	<b>15694</b>	<b>16784</b>	<b>17644</b>	<b>18221</b>	<b>18957</b>
11	<b>Buses</b>	<b>3779</b>	<b>4079</b>	<b>4356</b>	<b>4801</b>	<b>5194</b>	<b>5417</b>	<b>5628</b>	<b>5650</b>	<b>5722</b>
	<b>TOTAL</b>	<b>3779</b>	<b>4079</b>	<b>4356</b>	<b>4801</b>	<b>5194</b>	<b>5417</b>	<b>5628</b>	<b>5650</b>	<b>5722</b>
12	<b>TAXIES</b>									
a.	Motor Cabs	4673	4999	5404	5799	6113	6357	6550	6665	6765
b.	Maxi Cabs	1293	1433	1558	1669	1702	1726	1754	1764	1776
c	Others	0	0	0	0	0	5	5	5	5
	<b>TOTAL</b>	<b>5966</b>	<b>6432</b>	<b>6962</b>	<b>7468</b>	<b>7815</b>	<b>8088</b>	<b>8309</b>	<b>8434</b>	<b>8546</b>
13	<b>LMV PASSANGER</b>									
a.	Three Seater(A/R)	14876	15979	17126	18398	19506	20778	21870	22669	23879
14	Other Vehicles	625	656	716	811	938	996	1007	1036	1102
	<b>TOTAL</b>	<b>15501</b>	<b>16635</b>	<b>17842</b>	<b>19209</b>	<b>20444</b>	<b>21774</b>	<b>22877</b>	<b>23705</b>	<b>24981</b>
	<b>TOTAL TRANSPORT(B)</b>	<b>43169</b>	<b>46271</b>	<b>49639</b>	<b>53058</b>	<b>56320</b>	<b>59491</b>	<b>62070</b>	<b>63734</b>	<b>66157</b>
	<b>TOTAL (A)+(B)</b>	<b>291357</b>	<b>324642</b>	<b>358143</b>	<b>390723</b>	<b>423057</b>	<b>453664</b>	<b>479785</b>	<b>504829</b>	<b>529515</b>



## BELAGAVI

SL NO	CATEGORY OF VEHICLE	31-03-2014	31-03-2015	31-03-2016	31-03-2017	31-03-2018	31-03-2019	31-03-2020	31-03-2021	31-03-2022
	<b>NON TRANSPORT VEHICLE</b>									
1	Two Wheelers	717549	794761	874972	953763	1026749	1098897	1167717	1217919	1267001
2	Cars	79102	84533	90147	96298	102402	108995	115099	121808	128615
3	Omni Buses	1665	1750	1834	1890	1922	1948	1964	1974	1985
4	Tractors	44831	47759	50563	53244	55581	58165	60785	64078	67990
5	Trailers	28409	30706	32763	34950	36540	38258	40217	42915	45790
6	Construction Moving Equipment	38	43	47	55	63	95	274	535	733
7	Private Service Vehicle	13	15	15	15	15	20	20	21	21
8	Other Vehicles	1220	1342	1635	1983	2467	3185	3425	3649	3818
	<b>TOTAL NON TRANSPORTVEHICLELES(A)</b>	<b>872827</b>	<b>960909</b>	<b>1051976</b>	<b>1142198</b>	<b>1225739</b>	<b>1309563</b>	<b>1389501</b>	<b>1452899</b>	<b>1515953</b>
9	<b>TRANSPORT VEHICLE</b>									
a.	Multi Axled/Articulated Vehicle	27	28	29	30	30	30	30	36	37
b.	Trucks and Lorries	20391	21193	22113	22845	23561	24590	25396	25795	26629
	<b>TOTAL</b>	<b>20418</b>	<b>21221</b>	<b>22142</b>	<b>22875</b>	<b>23591</b>	<b>24620</b>	<b>25426</b>	<b>25831</b>	<b>26666</b>
10	<b>LIGHT GOODS VEHICLES</b>									
a.	Four Wheeler	21058	23216	25108	26834	28681	31005	33102	34268	35817
b.	Three Wheeler	3722	3869	3973	4091	4217	4344	4509	4566	4702
	<b>TOTAL</b>	<b>24780</b>	<b>27085</b>	<b>29081</b>	<b>30925</b>	<b>32898</b>	<b>35349</b>	<b>37611</b>	<b>38834</b>	<b>40519</b>
11	<b>Buses</b>	<b>9204</b>	<b>9863</b>	<b>10462</b>	<b>11031</b>	<b>11496</b>	<b>11790</b>	<b>12097</b>	<b>12113</b>	<b>12133</b>
	<b>TOTAL</b>	<b>9204</b>	<b>9863</b>	<b>10462</b>	<b>11031</b>	<b>11496</b>	<b>11790</b>	<b>12097</b>	<b>12113</b>	<b>12133</b>
12	<b>TAXIES</b>									
a.	Motor Cabs	2874	3231	3735	4240	4659	5068	5446	5579	5722
b.	Maxi Cabs	3228	3418	3550	3678	3815	3948	4008	4036	4047
c.	Others	0	0	0	0	1	1	1	1	1
	<b>TOTAL</b>	<b>6102</b>	<b>6649</b>	<b>7285</b>	<b>7918</b>	<b>8475</b>	<b>9017</b>	<b>9455</b>	<b>9616</b>	<b>9770</b>
13	<b>LMV PASSANGER</b>									
a.	Three Seater(A/R)	9773	10258	10843	11736	12366	13071	13866	14164	14721
14	Other Vehicles	2931	3096	3222	3479	3642	3775	3855	3986	4139
	<b>TOTAL</b>	<b>12704</b>	<b>13354</b>	<b>14065</b>	<b>15215</b>	<b>16008</b>	<b>16846</b>	<b>17721</b>	<b>18150</b>	<b>18860</b>
	<b>TOTAL TRANSPORT(B)</b>	<b>73208</b>	<b>78172</b>	<b>83035</b>	<b>87964</b>	<b>92468</b>	<b>97622</b>	<b>102310</b>	<b>104544</b>	<b>107948</b>
	<b>TOTAL (A)+(B)</b>	<b>946035</b>	<b>1039081</b>	<b>1135011</b>	<b>1230162</b>	<b>1318207</b>	<b>1407185</b>	<b>1491811</b>	<b>1557443</b>	<b>1623901</b>

## GADAG

SL NO	CATEGORY OF VEHICLE	31-03-2014	31-03-2015	31-03-2016	31-03-2017	31-03-2018	31-03-2019	31-03-2020	31-03-2021	31-03-2022
	<b>NON TRANSPORT VEHICLE</b>									
1	Two Wheelers	107170	119929	133252	146316	159022	172216	186145	197262	206810
2	Cars	12045	12943	13850	14697	15629	16620	17593	18680	19781
3	Omni Buses	124	130	135	140	140	143	158	161	163
4	Tractors	13051	14128	15233	16267	17186	18275	19184	20626	22269
5	Trailers	7663	8192	8774	9273	9655	9988	10286	10787	11212
6	Construction Moving Equipment	3	4	5	5	6	19	41	97	150
7	Private Service Vehicle	1	1	1	1	1	3	4	5	5
8	Other Vehicles	230	285	376	636	882	1068	1121	1150	1173
	<b>TOTAL NON TRANSPORTVEHICLELES(A)</b>	<b>140287</b>	<b>155612</b>	<b>171626</b>	<b>187335</b>	<b>202521</b>	<b>218332</b>	<b>234532</b>	<b>248768</b>	<b>261563</b>
9	<b>TRANSPORT VEHICLE</b>									
a.	Multi Axled/Articulated Vehicle	11	11	12	12	13	13	13	13	13
b.	Trucks and Lorries	2871	3016	3132	3246	3387	3513	3615	3668	3760
	<b>TOTAL</b>	<b>2882</b>	<b>3027</b>	<b>3144</b>	<b>3258</b>	<b>3400</b>	<b>3526</b>	<b>3628</b>	<b>3681</b>	<b>3773</b>
10	<b>LIGHT GOODS VEHICLES</b>									
a.	Four Wheeler	3532	3930	4262	4563	4935	5396	5974	6347	6793
b.	Three Wheeler	2427	2581	2677	2771	2878	2979	3068	3111	3171
	<b>TOTAL</b>	<b>5959</b>	<b>6511</b>	<b>6939</b>	<b>7334</b>	<b>7813</b>	<b>8375</b>	<b>9042</b>	<b>9458</b>	<b>9964</b>
11	<b>Buses</b>	<b>1938</b>	<b>2008</b>	<b>2049</b>	<b>2121</b>	<b>2245</b>	<b>2279</b>	<b>2379</b>	<b>2380</b>	<b>2382</b>
	<b>TOTAL</b>	<b>1938</b>	<b>2008</b>	<b>2049</b>	<b>2121</b>	<b>2245</b>	<b>2279</b>	<b>2379</b>	<b>2380</b>	<b>2382</b>
12	<b>TAXIES</b>									
a.	Motor Cabs	1100	1265	1504	1798	1915	2101	2319	2402	2456
b.	Maxi Cabs	1818	1883	1946	1995	2035	2061	2097	2104	2111
c	Others	0	0	0	0	0	0	0	0	0
	<b>TOTAL</b>	<b>2918</b>	<b>3148</b>	<b>3450</b>	<b>3793</b>	<b>3950</b>	<b>4162</b>	<b>4416</b>	<b>4506</b>	<b>4567</b>
13	<b>LMV PASSANGER</b>									
a.	Three Seater(A/R)	4423	4561	5194	5785	6216	6721	7272	7397	7596
14	Other Vehicles	471	537	564	589	606	629	670	765	814
	<b>TOTAL</b>	<b>4894</b>	<b>5098</b>	<b>5758</b>	<b>6374</b>	<b>6822</b>	<b>7350</b>	<b>7942</b>	<b>8162</b>	<b>8410</b>
	<b>TOTAL TRANSPORT(B)</b>	<b>18591</b>	<b>19792</b>	<b>21340</b>	<b>22880</b>	<b>24230</b>	<b>25692</b>	<b>27407</b>	<b>28187</b>	<b>29096</b>
	<b>TOTAL (A)+(B)</b>	<b>158878</b>	<b>175404</b>	<b>192966</b>	<b>210215</b>	<b>226751</b>	<b>244024</b>	<b>261939</b>	<b>276955</b>	<b>290659</b>



## DHARWAD

SL NO	CATEGORY OF VEHICLE	31-03-2014	31-03-2015	31-03-2016	31-03-2017	31-03-2018	31-03-2019	31-03-2020	31-03-2021	31-03-2022
	<b>NON TRANSPORT VEHICLE</b>									
1	Two Wheelers	526266	574471	625438	671596	703394	736511	766811	790763	814044
2	Cars	94945	101899	109017	115877	121345	126515	131030	136302	141925
3	Omni Buses	529	546	559	565	572	580	596	597	602
4	Tractors	25790	26907	27988	28968	29743	30941	32085	33445	35032
5	Trailers	16968	17749	18387	18935	19305	19640	19973	20244	20625
6	Construction Moving Equipment	62	76	87	97	113	142	280	377	461
7	Private Service Vehicle	1	1	1	1	1	1	1	4	4
8	Other Vehicles	1178	1453	1966	2262	2538	2834	2922	3043	3142
	<b>TOTAL NON TRANSPORTVEHICLE(S)(A)</b>	<b>665739</b>	<b>723102</b>	<b>783443</b>	<b>838301</b>	<b>877011</b>	<b>917164</b>	<b>953698</b>	<b>984775</b>	<b>1015835</b>
9	<b>TRANSPORT VEHICLE</b>									
a.	Multi Axled/Articulated Vehicle	165	165	166	171	173	173	173	173	174
b.	Trucks and Lorries	31906	32751	33445	33985	34406	35087	35795	36000	36601
	<b>TOTAL</b>	<b>32071</b>	<b>32916</b>	<b>33611</b>	<b>34156</b>	<b>34579</b>	<b>35260</b>	<b>35968</b>	<b>36173</b>	<b>36775</b>
10	<b>LIGHT GOODS VEHICLES</b>									
a.	Four Wheeler	17821	18908	19878	20846	21754	23297	24646	25499	26867
b.	Three Wheeler	6125	6320	6487	6719	6974	7253	7445	7547	7721
	<b>TOTAL</b>	<b>23946</b>	<b>25228</b>	<b>26365</b>	<b>27565</b>	<b>28728</b>	<b>30550</b>	<b>32091</b>	<b>33046</b>	<b>34588</b>
11	<b>Buses</b>	<b>13079</b>	<b>13235</b>	<b>13406</b>	<b>13745</b>	<b>13936</b>	<b>14127</b>	<b>14359</b>	<b>14368</b>	<b>14380</b>
	<b>TOTAL</b>	<b>13079</b>	<b>13235</b>	<b>13406</b>	<b>13745</b>	<b>13936</b>	<b>14127</b>	<b>14359</b>	<b>14368</b>	<b>14380</b>
12	<b>TAXIES</b>									
a.	Motor Cabs	4745	5057	5458	5857	6208	6597	6902	6994	7103
b.	Maxi Cabs	3471	3635	3775	3890	3976	4038	4105	4124	4147
c	Others	0	0	0	0	0	0	0	23	23
	<b>TOTAL</b>	<b>8216</b>	<b>8692</b>	<b>9233</b>	<b>9747</b>	<b>10184</b>	<b>10635</b>	<b>11007</b>	<b>11141</b>	<b>11273</b>
13	<b>LMV PASSANGER</b>									
a.	Three Seater(A/R)	30112	31586	33425	35219	36626	38074	39469	39548	39602
14	Other Vehicles	7730	7784	7848	7914	7960	8007	8072	8106	8173
	<b>TOTAL</b>	<b>37842</b>	<b>39370</b>	<b>41273</b>	<b>43133</b>	<b>44586</b>	<b>46081</b>	<b>47541</b>	<b>47654</b>	<b>47775</b>
	<b>TOTAL TRANSPORT(B)</b>	<b>115154</b>	<b>119441</b>	<b>123888</b>	<b>128346</b>	<b>132013</b>	<b>136653</b>	<b>140966</b>	<b>142382</b>	<b>144791</b>
	<b>TOTAL (A)+(B)</b>	<b>780893</b>	<b>842543</b>	<b>907331</b>	<b>966647</b>	<b>1009024</b>	<b>1053817</b>	<b>1094664</b>	<b>1127157</b>	<b>1160626</b>

## HAVERI

SL NO	CATEGORY OF VEHICLE	31-03-2014	31-03-2015	31-03-2016	31-03-2017	31-03-2018	31-03-2019	31-03-2020	31-03-2021	31-03-2022
	<b>NON TRANSPORT VEHICLE</b>									
1	Two Wheelers	227536	256916	287111	319881	349598	374076	397724	417087	434675
2	Cars	21976	23730	25451	27309	29338	30878	32331	33924	35588
3	Omni Buses	72	75	84	91	99	103	106	109	109
4	Tractors	18435	20418	22294	24567	26604	28512	30394	32861	35272
5	Trailers	5010	5857	6574	7509	8248	8796	9293	9790	10333
6	Construction Moving Equipment	6	6	7	7	9	28	73	193	273
7	Private Service Vehicle	5	5	5	5	5	5	5	6	6
8	Other Vehicles	436	583	870	1253	1831	2067	2259	2378	2460
	<b>TOTAL NON TRANSPORTVEHICLELES(A)</b>	<b>273476</b>	<b>307590</b>	<b>342396</b>	<b>380622</b>	<b>415732</b>	<b>444465</b>	<b>472185</b>	<b>496348</b>	<b>518716</b>
9	<b>TRANSPORT VEHICLE</b>									
a.	Multi Axled/Articulated Vehicle	2	2	2	2	2	2	2	2	2
b.	Trucks and Lorries	3446	3631	3812	4015	4219	4517	4747	4861	5011
	<b>TOTAL</b>	<b>3448</b>	<b>3633</b>	<b>3814</b>	<b>4017</b>	<b>4221</b>	<b>4519</b>	<b>4749</b>	<b>4863</b>	<b>5013</b>
10	<b>LIGHT GOODS VEHICLES</b>									
a.	Four Wheeler	6075	6711	7288	7838	8445	9417	10359	10905	11706
b.	Three Wheeler	4110	4331	4582	4773	5023	5234	5435	5576	5740
	<b>TOTAL</b>	<b>10185</b>	<b>11042</b>	<b>11870</b>	<b>12611</b>	<b>13468</b>	<b>14651</b>	<b>15794</b>	<b>16481</b>	<b>17446</b>
11	<b>Buses</b>	<b>1344</b>	<b>1435</b>	<b>1518</b>	<b>1662</b>	<b>1769</b>	<b>1817</b>	<b>1908</b>	<b>1914</b>	<b>1926</b>
	<b>TOTAL</b>	<b>1344</b>	<b>1435</b>	<b>1518</b>	<b>1662</b>	<b>1769</b>	<b>1817</b>	<b>1908</b>	<b>1914</b>	<b>1926</b>
12	<b>TAXIES</b>									
a.	Motor Cabs	2238	2436	2804	3104	3366	3693	3923	4065	4205
b.	Maxi Cabs	2473	2573	2683	2741	2785	2847	2905	2916	2927
c	Others	0	0	0	0	0	0	0	0	0
	<b>TOTAL</b>	<b>4711</b>	<b>5009</b>	<b>5487</b>	<b>5845</b>	<b>6151</b>	<b>6540</b>	<b>6828</b>	<b>6981</b>	<b>7132</b>
13	<b>LMV PASSANGER</b>									
a.	Three Seater(A/R)	10597	11245	11848	12419	12993	13550	14139	14356	14587
14	Other Vehicles	936	980	1025	1054	1078	1135	1199	1238	1318
	<b>TOTAL</b>	<b>11533</b>	<b>12225</b>	<b>12873</b>	<b>13473</b>	<b>14071</b>	<b>14685</b>	<b>15338</b>	<b>15594</b>	<b>15905</b>
	<b>TOTAL TRANSPORT(B)</b>	<b>31221</b>	<b>33344</b>	<b>35562</b>	<b>37608</b>	<b>39680</b>	<b>42212</b>	<b>44617</b>	<b>45833</b>	<b>47422</b>
	<b>TOTAL (A)+(B)</b>	<b>304697</b>	<b>340934</b>	<b>377958</b>	<b>418230</b>	<b>455412</b>	<b>486677</b>	<b>516802</b>	<b>542181</b>	<b>566138</b>

## VIJAYAPURA

SL NO	CATEGORY OF VEHICLE	31-03-2014	31-03-2015	31-03-2016	31-03-2017	31-03-2018	31-03-2019	31-03-2020	31-03-2021	31-03-2022
	<b>NON TRANSPORT VEHICLE</b>									
1	Two Wheelers	217056	247725	276269	304319	333975	366121	397074	419231	441374
2	Cars	23050	25231	27541	29777	32088	34583	37133	39711	42256
3	Omni Buses	180	207	239	270	273	285	298	304	311
4	Tractors	18913	21333	23311	25375	27775	30328	32588	35693	39266
5	Trailers	12744	14337	15336	16070	16761	17241	17774	18363	19090
6	Construction Moving Equipment	14	14	17	21	29	70	149	341	510
7	Private Service Vehicle	1	2	2	2	2	2	2	3	3
8	Other Vehicles	353	410	545	881	1286	1688	2182	2290	2434
	<b>TOTAL NON TRANSPORTVEHICLELES(A)</b>	<b>272311</b>	<b>309259</b>	<b>343260</b>	<b>376715</b>	<b>412189</b>	<b>450318</b>	<b>487200</b>	<b>515936</b>	<b>545244</b>
9	<b>TRANSPORT VEHICLE</b>									
a.	Multi Axled/Articulated Vehicle	134	148	154	164	190	290	313	312	313
b.	Trucks and Lorries	8468	9042	9535	10051	10565	11151	11614	11836	12274
	<b>TOTAL</b>	<b>8602</b>	<b>9190</b>	<b>9689</b>	<b>10215</b>	<b>10755</b>	<b>11441</b>	<b>11927</b>	<b>12148</b>	<b>12587</b>
10	<b>LIGHT GOODS VEHICLES</b>									
a.	Four Wheeler	6933	7757	8553	9146	10115	11285	12641	13449	14502
b.	Three Wheeler	4760	5151	5505	5877	6322	6769	7250	7480	7724
	<b>TOTAL</b>	<b>11693</b>	<b>12908</b>	<b>14058</b>	<b>15023</b>	<b>16437</b>	<b>18054</b>	<b>19891</b>	<b>20929</b>	<b>22226</b>
11	<b>Bus</b>	<b>2459</b>	<b>2621</b>	<b>2807</b>	<b>2979</b>	<b>3279</b>	<b>3504</b>	<b>3650</b>	<b>3654</b>	<b>3673</b>
	<b>TOTAL</b>	<b>2459</b>	<b>2621</b>	<b>2807</b>	<b>2979</b>	<b>3279</b>	<b>3504</b>	<b>3650</b>	<b>3654</b>	<b>3673</b>
12	<b>TAXIES</b>									
a.	Motor Cabs	1577	1807	2195	2757	3254	3806	4333	4503	4661
b.	Maxi Cabs	1354	1455	1544	1653	1757	1857	1917	1938	1945
c	Others	0	0	0	0	0	0	0	0	0
	<b>TOTAL</b>	<b>2931</b>	<b>3262</b>	<b>3739</b>	<b>4410</b>	<b>5011</b>	<b>5663</b>	<b>6250</b>	<b>6441</b>	<b>6606</b>
13	<b>LMV PASSANGER</b>									
a.	Three Seater(A/R)	5931	6328	6610	7053	7589	9478	10454	10592	10810
14	Other Vehicles	2521	2683	2753	2816	2861	2919	2986	3004	3050
	<b>TOTAL</b>	<b>8452</b>	<b>9011</b>	<b>9363</b>	<b>9869</b>	<b>10450</b>	<b>12397</b>	<b>13440</b>	<b>13596</b>	<b>13860</b>
	<b>TOTAL TRANSPORT(B)</b>	<b>34137</b>	<b>36992</b>	<b>39656</b>	<b>42496</b>	<b>45932</b>	<b>51059</b>	<b>55158</b>	<b>56768</b>	<b>58952</b>
	<b>TOTAL (A)+(B)</b>	<b>306448</b>	<b>346251</b>	<b>382916</b>	<b>419211</b>	<b>458121</b>	<b>501377</b>	<b>542358</b>	<b>572704</b>	<b>604196</b>

## BAGALKOTE

SL NO	CATEGORY OF VEHICLE	31-03-2014	31-03-2015	31-03-2016	31-03-2017	31-03-2018	31-03-2019	31-03-2020	31-03-2021	31-03-2022
	<b>NON TRANSPORT VEHICLE</b>									
1	Two Wheelers	233378	260012	287892	313703	338342	365888	392430	412392	429913
2	Cars	23111	24924	26822	28698	30599	32569	34493	36501	38535
3	Omni Buses	191	203	219	226	231	240	249	252	256
4	Tractors	19738	21322	22816	24330	25790	27376	28956	30818	32886
5	Trailers	19538	20715	21668	22545	23226	24060	24957	26053	27335
6	Construction Moving Equipment	21	23	23	26	26	48	92	207	294
7	Private Service Vehicle	1	1	1	1	1	1	2	3	3
8	Other Vehicles	406	522	643	770	1024	1366	1577	1693	1879
	<b>TOTAL NON TRANSPORTVEHICLELES(A)</b>	<b>296384</b>	<b>327722</b>	<b>360084</b>	<b>390299</b>	<b>419239</b>	<b>451548</b>	<b>482756</b>	<b>507919</b>	<b>531101</b>
9	<b>TRANSPORT VEHICLE</b>									
a.	Multi Axled/Articulated Vehicle	92	92	97	97	98	108	109	121	129
b.	Trucks and Lorries	4795	5148	5451	5745	6013	6480	6791	6893	7150
	<b>TOTAL</b>	<b>4887</b>	<b>5240</b>	<b>5548</b>	<b>5842</b>	<b>6111</b>	<b>6588</b>	<b>6900</b>	<b>7014</b>	<b>7279</b>
10	<b>LIGHT GOODS VEHICLES</b>									
a.	Four Wheeler	5929	6625	7355	8003	8731	9674	10665	11125	11934
b.	Three Wheeler	1637	1816	1945	2088	2237	2375	2562	2652	2747
	<b>TOTAL</b>	<b>7566</b>	<b>8441</b>	<b>9300</b>	<b>10091</b>	<b>10968</b>	<b>12049</b>	<b>13227</b>	<b>13777</b>	<b>14681</b>
11	<b>Buses</b>	<b>3012</b>	<b>3425</b>	<b>3757</b>	<b>4124</b>	<b>4401</b>	<b>4577</b>	<b>4765</b>	<b>4772</b>	<b>4787</b>
	<b>TOTAL</b>	<b>3012</b>	<b>3425</b>	<b>3757</b>	<b>4124</b>	<b>4401</b>	<b>4577</b>	<b>4765</b>	<b>4772</b>	<b>4787</b>
12	<b>TAXIES</b>									
a.	Motor Cabs	1506	1723	2083	2441	2694	3006	3257	3376	3496
b.	Maxi Cabs	1268	1356	1443	1523	1593	1634	1662	1675	1683
c	Others	0	0	0	0	0	0	0	7	7
	<b>TOTAL</b>	<b>2774</b>	<b>3079</b>	<b>3526</b>	<b>3964</b>	<b>4287</b>	<b>4640</b>	<b>4919</b>	<b>5058</b>	<b>5186</b>
13	<b>LMV PASSANGER</b>									
a.	Three Seater(A/R)	5739	6675	7612	8526	9217	9932	10990	11182	11303
14	Other Vehicles	1407	1514	1631	1801	1941	2060	2106	2148	2218
	<b>TOTAL</b>	<b>7146</b>	<b>8189</b>	<b>9243</b>	<b>10327</b>	<b>11158</b>	<b>11992</b>	<b>13096</b>	<b>13330</b>	<b>13521</b>
	<b>TOTAL TRANSPORT(B)</b>	<b>25385</b>	<b>28374</b>	<b>31374</b>	<b>34348</b>	<b>36925</b>	<b>39846</b>	<b>42907</b>	<b>43951</b>	<b>45454</b>
	<b>TOTAL (A)+(B)</b>	<b>321769</b>	<b>356096</b>	<b>391458</b>	<b>424647</b>	<b>456164</b>	<b>491394</b>	<b>525663</b>	<b>551870</b>	<b>576555</b>

## KARWAR

SL NO	CATEGORY OF VEHICLE	31-03-2014	31-03-2015	31-03-2016	31-03-2017	31-03-2018	31-03-2019	31-03-2020	31-03-2021	31-03-2022
	<b>NON TRANSPORT VEHICLE</b>									
1	Two Wheelers	284046	313252	342418	372131	400644	427690	450553	469331	486956
2	Cars	41733	44119	46440	49096	52163	55083	57747	60798	63922
3	Omni Buses	140	147	155	159	163	167	168	172	175
4	Tractors	2857	3043	3298	3616	4052	4521	4931	5359	5861
5	Trailers	1078	1209	1370	1578	1782	1983	2232	2436	2608
6	Construction Moving Equipment	5	11	12	13	14	37	80	115	156
7	Private Service Vehicle	0	0	0	0	0	4	7	7	8
8	Other Vehicles	830	898	1020	1292	1614	1944	2096	2270	2484
	<b>TOTAL NON TRANSPORTVEHICLELES(A)</b>	<b>330689</b>	<b>362679</b>	<b>394713</b>	<b>427885</b>	<b>460432</b>	<b>491429</b>	<b>517814</b>	<b>540488</b>	<b>562170</b>
9	<b>TRANSPORT VEHICLE</b>									
a.	Multi Axled/Articulated Vehicle	3	3	3	3	3	4	4	5	5
b.	Trucks and Lorries	9302	9567	9871	9997	10133	10351	10470	10535	10680
	<b>TOTAL</b>	<b>9305</b>	<b>9570</b>	<b>9874</b>	<b>10000</b>	<b>10136</b>	<b>10355</b>	<b>10474</b>	<b>10540</b>	<b>10685</b>
10	<b>LIGHT GOODS VEHICLES</b>									
a.	Four Wheeler	7930	8777	9525	10216	10939	11757	12404	12857	13466
b.	Three Wheeler	3634	3718	3814	3913	4019	4128	4206	4260	4304
	<b>TOTAL</b>	<b>11564</b>	<b>12495</b>	<b>13339</b>	<b>14129</b>	<b>14958</b>	<b>15885</b>	<b>16610</b>	<b>17117</b>	<b>17770</b>
11	<b>Bus</b>	<b>2242</b>	<b>2651</b>	<b>3085</b>	<b>3520</b>	<b>3800</b>	<b>3939</b>	<b>4060</b>	<b>4064</b>	<b>4074</b>
	<b>TOTAL</b>	<b>2242</b>	<b>2651</b>	<b>3085</b>	<b>3520</b>	<b>3800</b>	<b>3939</b>	<b>4060</b>	<b>4064</b>	<b>4074</b>
12	<b>TAXIES</b>									
a.	Motor Cabs	2573	2936	3225	3651	3983	4291	4529	4670	4879
b.	Maxi Cabs	1829	1928	2010	2079	2126	2161	2215	2224	2226
c	Others	0	0	0	0	0	0	0	28	28
	<b>TOTAL</b>	<b>4402</b>	<b>4864</b>	<b>5235</b>	<b>5730</b>	<b>6109</b>	<b>6452</b>	<b>6744</b>	<b>6922</b>	<b>7133</b>
13	<b>LMV PASSANGER</b>									
a.	Three Seater(A/R)	8538	8909	9393	9969	10571	11324	12100	12564	13161
14	Other Vehicles	1437	1487	1540	1598	1656	1741	1933	1982	2155
	<b>TOTAL</b>	<b>9975</b>	<b>10396</b>	<b>10933</b>	<b>11567</b>	<b>12227</b>	<b>13065</b>	<b>14033</b>	<b>14546</b>	<b>15316</b>
	<b>TOTAL TRANSPORT(B)</b>	<b>37488</b>	<b>39976</b>	<b>42466</b>	<b>44946</b>	<b>47230</b>	<b>49696</b>	<b>51921</b>	<b>53189</b>	<b>54978</b>
	<b>TOTAL (A)+(B)</b>	<b>368177</b>	<b>402655</b>	<b>437179</b>	<b>472831</b>	<b>507662</b>	<b>541125</b>	<b>569735</b>	<b>593677</b>	<b>617148</b>

## KALABURGI

SL NO	CATEGORY OF VEHICLE	31-03-2014	31-03-2015	31-03-2016	31-03-2017	31-03-2018	31-03-2019	31-03-2020	31-03-2021	31-03-2022
	<b>NON TRANSPORT VEHICLE</b>									
1	Two Wheelers	242118	270495	296372	323061	350576	379655	407370	427521	447729
2	Cars	29034	31193	33121	35119	37160	39311	41354	43574	45931
3	Omni Buses	801	850	874	890	895	898	1023	1113	1216
4	Tractors	11945	13089	13932	14886	16060	17296	18489	19838	21569
5	Trailers	7133	7847	8300	8765	9208	9479	9692	8613	8984
6	Construction Moving Equipment	6	6	6	7	12	22	56	155	226
7	Private Service Vehicle	1	1	1	1	1	1	1	2	2
8	Other Vehicles	518	587	859	1060	1175	1334	1642	3153	3279
	<b>TOTAL NON TRANSPORTVEHICLELES(A)</b>	<b>291556</b>	<b>324068</b>	<b>353465</b>	<b>383789</b>	<b>415087</b>	<b>447996</b>	<b>479627</b>	<b>503969</b>	<b>528936</b>
9	<b>TRANSPORT VEHICLE</b>									
a.	Multi Axled/Articulated Vehicle	57	61	80	85	91	93	98	98	98
b.	Trucks and Lorries	15153	15489	15975	16407	16953	17600	18121	18216	18604
	<b>TOTAL</b>	<b>15210</b>	<b>15550</b>	<b>16055</b>	<b>16492</b>	<b>17044</b>	<b>17693</b>	<b>18219</b>	<b>18314</b>	<b>18702</b>
10	<b>LIGHT GOODS VEHICLES</b>									
a.	Four Wheeler	5242	5825	6251	6692	7198	7893	8729	9223	9931
b.	Three Wheeler	5587	6098	6552	6986	7496	8027	8419	8569	8701
	<b>TOTAL</b>	<b>10829</b>	<b>11923</b>	<b>12803</b>	<b>13678</b>	<b>14694</b>	<b>15920</b>	<b>17148</b>	<b>17792</b>	<b>18632</b>
11	<b>Buses</b>	<b>6163</b>	<b>6352</b>	<b>6492</b>	<b>6741</b>	<b>7021</b>	<b>7231</b>	<b>7356</b>	<b>7363</b>	<b>7381</b>
	<b>TOTAL</b>	<b>6163</b>	<b>6352</b>	<b>6492</b>	<b>6741</b>	<b>7021</b>	<b>7231</b>	<b>7356</b>	<b>7363</b>	<b>7381</b>
12	<b>TAXIES</b>									
a.	Motor Cabs	1972	2151	2505	2953	3279	3625	4065	4248	4450
b.	Maxi Cabs	1793	1865	1949	2004	2066	2125	2166	2182	2196
c	Others	0	0	0	0	0	0	0	11	11
	<b>TOTAL</b>	<b>3765</b>	<b>4016</b>	<b>4454</b>	<b>4957</b>	<b>5345</b>	<b>5750</b>	<b>6231</b>	<b>6441</b>	<b>6657</b>
13	<b>LMV PASSANGER</b>									
a.	Three Seater(A/R)	14661	15315	15958	16562	17264	18001	18762	19101	19684
14	Other Vehicles	5100	5204	5332	5469	5666	5806	5906	5948	6016
	<b>TOTAL</b>	<b>19761</b>	<b>20519</b>	<b>21290</b>	<b>22031</b>	<b>22930</b>	<b>23807</b>	<b>24668</b>	<b>25049</b>	<b>25700</b>
	<b>TOTAL TRANSPORT(B)</b>	<b>55728</b>	<b>58360</b>	<b>61094</b>	<b>63899</b>	<b>67034</b>	<b>70401</b>	<b>73622</b>	<b>74959</b>	<b>77072</b>
	<b>TOTAL (A)+(B)</b>	<b>347284</b>	<b>382428</b>	<b>414559</b>	<b>447688</b>	<b>482121</b>	<b>518397</b>	<b>553249</b>	<b>578928</b>	<b>606008</b>



## YADGIRI

SL NO	CATEGORY OF VEHICLE	31-03-2014	31-03-2015	31-03-2016	31-03-2017	31-03-2018	31-03-2019	31-03-2020	31-03-2021	31-03-2022
	<b>NON TRANSPORT VEHICLE</b>									
1	Two Wheelers	66113	77976	87842	98319	111717	124574	137553	147547	156437
2	Cars	7108	7816	8471	9167	9896	10582	11262	11902	12567
3	Omni Buses	185	209	224	240	241	251	289	324	347
4	Tractors	7890	9076	9952	10897	12084	13207	14118	15164	16159
5	Trailers	3684	4235	4618	4951	5327	5575	5765	6020	6167
6	Construction Moving Equipment	7	12	18	24	32	61	83	158	214
7	Private Service Vehicle	0	1	1	1	1	3	3	4	4
8	Other Vehicles	178	246	433	552	685	1001	1251	1359	1545
	<b>TOTAL NON TRANSPORTVEHICLELES(A)</b>	<b>85165</b>	<b>99571</b>	<b>111559</b>	<b>124151</b>	<b>139983</b>	<b>155254</b>	<b>170324</b>	<b>182478</b>	<b>193440</b>
9	<b>TRANSPORT VEHICLE</b>									
a.	Multi Axled/Articulated Vehicle	3	3	4	4	4	4	4	4	4
b.	Trucks and Lorries	1711	1826	1946	2044	2170	2319	2446	2505	2579
	<b>TOTAL</b>	<b>1714</b>	<b>1829</b>	<b>1950</b>	<b>2048</b>	<b>2174</b>	<b>2323</b>	<b>2450</b>	<b>2509</b>	<b>2583</b>
10	<b>LIGHT GOODS VEHICLES</b>									
a.	Four Wheeler	2207	2615	2880	3080	3463	3899	4459	4783	5286
b.	Three Wheeler	844	936	1002	1070	1137	1222	1311	1348	1392
	<b>TOTAL</b>	<b>3051</b>	<b>3551</b>	<b>3882</b>	<b>4150</b>	<b>4600</b>	<b>5121</b>	<b>5770</b>	<b>6131</b>	<b>6678</b>
11	<b>Bus</b>	<b>1213</b>	<b>1301</b>	<b>1380</b>	<b>1458</b>	<b>1556</b>	<b>1638</b>	<b>1740</b>	<b>1742</b>	<b>1746</b>
	<b>TOTAL</b>	<b>1213</b>	<b>1301</b>	<b>1380</b>	<b>1458</b>	<b>1556</b>	<b>1638</b>	<b>1740</b>	<b>1742</b>	<b>1746</b>
12	<b>TAXIES</b>									
a.	Motor Cabs	618	724	995	1287	1511	1708	1953	2074	2128
b.	Maxi Cabs	442	493	524	546	593	635	657	662	664
c	Others	0	0	0	0	0	0	0	0	0
	<b>TOTAL</b>	<b>1060</b>	<b>1217</b>	<b>1519</b>	<b>1833</b>	<b>2104</b>	<b>2343</b>	<b>2610</b>	<b>2736</b>	<b>2792</b>
13	<b>LMV PASSANGER</b>									
a.	Three Seater(A/R)	7072	7939	8726	9265	9708	10400	11182	11387	11534
14	Other Vehicles	350	394	446	506	567	614	623	650	689
	<b>TOTAL</b>	<b>7422</b>	<b>8333</b>	<b>9172</b>	<b>9771</b>	<b>10275</b>	<b>11014</b>	<b>11805</b>	<b>12037</b>	<b>12223</b>
	<b>TOTAL TRANSPORT(B)</b>	<b>14460</b>	<b>16231</b>	<b>17903</b>	<b>19260</b>	<b>20709</b>	<b>22439</b>	<b>24375</b>	<b>25155</b>	<b>26022</b>
	<b>TOTAL (A)+(B)</b>	<b>99625</b>	<b>115802</b>	<b>129462</b>	<b>143411</b>	<b>160692</b>	<b>177693</b>	<b>194699</b>	<b>207633</b>	<b>219462</b>

## RAICHUR

SL NO	CATEGORY OF VEHICLE	31-03-2014	31-03-2015	31-03-2016	31-03-2017	31-03-2018	31-03-2019	31-03-2020	31-03-2021	31-03-2022
	<b>NON TRANSPORT VEHICLE</b>									
1	Two Wheelers	182483	209325	234028	258645	286813	314471	339547	358529	376578
2	Cars	14809	16585	18286	19870	21488	23126	24527	26167	27822
3	Omni Buses	258	284	303	320	328	362	451	529	567
4	Tractors	21923	24082	25441	27032	28872	30717	32120	33990	36436
5	Trailers	7587	8204	8672	9100	9659	10046	10351	10599	11031
6	Construction Moving Equipment	16	25	31	39	43	63	90	128	180
7	Private Service Vehicle	1	1	1	1	1	1	1	1	1
8	Other Vehicles	282	319	402	457	563	797	1053	1408	1595
	<b>TOTAL NON TRANSPORTVEHICLELES(A)</b>	<b>227359</b>	<b>258825</b>	<b>287164</b>	<b>315464</b>	<b>347767</b>	<b>379583</b>	<b>408140</b>	<b>431351</b>	<b>454210</b>
9	<b>TRANSPORT VEHICLE</b>									
a.	Multi Axled/Articulated Vehicle	10	10	10	10	10	10	10	13	13
b.	Trucks and Lorries	4886	5052	5200	5374	5536	5793	5925	6012	6182
	<b>TOTAL</b>	<b>4896</b>	<b>5062</b>	<b>5210</b>	<b>5384</b>	<b>5546</b>	<b>5803</b>	<b>5935</b>	<b>6025</b>	<b>6195</b>
10	<b>LIGHT GOODS VEHICLES</b>									
a.	Four Wheeler	7302	8375	9004	9413	9961	10595	11521	12053	12653
b.	Three Wheeler	1796	2074	2237	2376	2509	2632	2735	2813	2851
	<b>TOTAL</b>	<b>9098</b>	<b>10449</b>	<b>11241</b>	<b>11789</b>	<b>12470</b>	<b>13227</b>	<b>14256</b>	<b>14866</b>	<b>15504</b>
11	<b>Bus</b>	<b>1976</b>	<b>2102</b>	<b>2225</b>	<b>2348</b>	<b>2543</b>	<b>2642</b>	<b>2697</b>	<b>2699</b>	<b>2708</b>
	<b>TOTAL</b>	<b>1976</b>	<b>2102</b>	<b>2225</b>	<b>2348</b>	<b>2543</b>	<b>2642</b>	<b>2697</b>	<b>2699</b>	<b>2708</b>
12	<b>TAXIES</b>									
a.	Motor Cabs	901	1113	1427	1759	1982	2313	2640	2761	2856
b.	Maxi Cabs	926	1001	1087	1167	1211	1268	1292	1300	1311
c	Others	0	0	0	0	0	0	0	10	10
	<b>TOTAL</b>	<b>1827</b>	<b>2114</b>	<b>2514</b>	<b>2926</b>	<b>3193</b>	<b>3581</b>	<b>3932</b>	<b>4071</b>	<b>4177</b>
13	<b>LMV PASSANGER</b>									
a.	Three Seater(A/R)	4263	5093	5620	6095	6545	7057	7877	8071	8207
14	Other Vehicles	577	646	682	753	837	892	959	964	1085
	<b>TOTAL</b>	<b>4840</b>	<b>5739</b>	<b>6302</b>	<b>6848</b>	<b>7382</b>	<b>7949</b>	<b>8836</b>	<b>9035</b>	<b>9292</b>
	<b>TOTAL TRANSPORT(B)</b>	<b>22637</b>	<b>25466</b>	<b>27492</b>	<b>29295</b>	<b>31134</b>	<b>33202</b>	<b>35656</b>	<b>36696</b>	<b>37876</b>
	<b>TOTAL (A)+(B)</b>	<b>249996</b>	<b>284291</b>	<b>314656</b>	<b>344759</b>	<b>378901</b>	<b>412785</b>	<b>443796</b>	<b>468047</b>	<b>492086</b>



## BELLARY

SL NO	CATEGORY OF VEHICLE	31-03-2014	31-03-2015	31-03-2016	31-03-2017	31-03-2018	31-03-2019	31-03-2020	31-03-2021	31-03-2022
	<b>NON TRANSPORT VEHICLE</b>									
1	Two Wheelers	341159	374161	407412	440881	473748	510220	546506	578793	607389
2	Cars	40323	43008	45561	48320	50990	53818	56430	59390	62614
3	Omni Buses	95	104	109	111	112	179	243	321	327
4	Tractors	19634	21277	22910	24510	25851	27503	29387	31709	34161
5	Trailers	11722	12267	12837	13537	13992	14379	14815	15289	15786
6	Construction Moving Equipment	28	29	32	47	64	94	150	234	364
7	Private Service Vehicle	0	0	0	0	0	0	16	17	23
8	Other Vehicles	1091	1153	1325	1526	1874	2411	2627	3070	3381
	<b>TOTAL NON TRANSPORTVEHICLELES(A)</b>	<b>414052</b>	<b>451999</b>	<b>490186</b>	<b>528932</b>	<b>566631</b>	<b>608604</b>	<b>650174</b>	<b>688823</b>	<b>724045</b>
9	<b>TRANSPORT VEHICLE</b>									
a.	Multi Axled/Articulated Vehicle	172	190	213	294	353	443	527	618	719
b.	Trucks and Lorries	21393	21945	22927	24449	25176	26825	28044	28377	29535
	<b>TOTAL</b>	<b>21565</b>	<b>22135</b>	<b>23140</b>	<b>24743</b>	<b>25529</b>	<b>27268</b>	<b>28571</b>	<b>28995</b>	<b>30254</b>
10	<b>LIGHT GOODS VEHICLES</b>									
a.	Four Wheeler	9171	10364	11417	12258	13291	14783	16340	17473	19070
b.	Three Wheeler	2235	2357	2473	2571	2677	2815	3014	3156	3315
	<b>TOTAL</b>	<b>11406</b>	<b>12721</b>	<b>13890</b>	<b>14829</b>	<b>15968</b>	<b>17598</b>	<b>19354</b>	<b>20629</b>	<b>22385</b>
11	<b>Buses</b>	<b>4782</b>	<b>4929</b>	<b>5111</b>	<b>5291</b>	<b>5587</b>	<b>5818</b>	<b>5987</b>	<b>6007</b>	<b>6048</b>
	<b>TOTAL</b>	<b>4782</b>	<b>4929</b>	<b>5111</b>	<b>5291</b>	<b>5587</b>	<b>5818</b>	<b>5987</b>	<b>6007</b>	<b>6048</b>
12	<b>TAXIES</b>									
a.	Motor Cabs	2493	2787	3145	3559	3878	4374	4771	4865	5029
b.	Maxi Cabs	1936	2102	2249	2369	2437	2523	2626	2658	2687
c	Others	0	0	0	0	0	0	0	0	0
	<b>TOTAL</b>	<b>4429</b>	<b>4889</b>	<b>5394</b>	<b>5928</b>	<b>6315</b>	<b>6897</b>	<b>7397</b>	<b>7523</b>	<b>7716</b>
13	<b>LMV PASSANGER</b>									
a.	Three Seater(A/R)	11580	11969	12530	12952	13074	13383	14882	15360	16002
14	Other Vehicles	4554	4744	4920	5115	5313	5582	5830	5949	6157
	<b>TOTAL</b>	<b>16134</b>	<b>16713</b>	<b>17450</b>	<b>18067</b>	<b>18387</b>	<b>18965</b>	<b>20712</b>	<b>21309</b>	<b>22159</b>
	<b>TOTAL TRANSPORT(B)</b>	<b>58316</b>	<b>61387</b>	<b>64985</b>	<b>68858</b>	<b>71786</b>	<b>76546</b>	<b>82021</b>	<b>84463</b>	<b>88562</b>
	<b>TOTAL (A)+(B)</b>	<b>472368</b>	<b>513386</b>	<b>555171</b>	<b>597790</b>	<b>638417</b>	<b>685150</b>	<b>732195</b>	<b>773286</b>	<b>812607</b>

## KOPPAL

SL NO	CATEGORY OF VEHICLE	31-03-2014	31-03-2015	31-03-2016	31-03-2017	31-03-2018	31-03-2019	31-03-2020	31-03-2021	31-03-2022
	<b>NON TRANSPORT VEHICLE</b>									
1	Two Wheelers	136118	153413	170951	188573	206536	226519	246445	261733	276172
2	Cars	15262	16330	17322	18334	19291	20266	21195	22312	23442
3	Omni Buses	164	172	180	184	186	209	232	264	266
4	Tractors	14099	15544	16686	17929	18952	20001	21001	22294	23820
5	Trailers	5783	6258	6707	7166	7493	7772	8085	8424	8762
6	Construction Moving Equipment	1	1	1	3	4	14	29	67	119
7	Private Service Vehicle	0	0	0	0	0	1	4	5	5
8	Other Vehicles	306	339	435	552	897	1138	1280	1355	1396
	<b>TOTAL NON TRANSPORTVEHICLELES(A)</b>	<b>171733</b>	<b>192057</b>	<b>212282</b>	<b>232741</b>	<b>253359</b>	<b>275920</b>	<b>298271</b>	<b>316454</b>	<b>333982</b>
9	<b>TRANSPORT VEHICLE</b>									
a.	Multi Axled/Articulated Vehicle	9	9	15	16	16	16	16	16	16
b.	Trucks and Lorries	3729	3883	4072	4266	4390	4608	4787	4856	5057
	<b>TOTAL</b>	<b>3738</b>	<b>3892</b>	<b>4087</b>	<b>4282</b>	<b>4406</b>	<b>4624</b>	<b>4803</b>	<b>4872</b>	<b>5073</b>
10	<b>LIGHT GOODS VEHICLES</b>									
a.	Four Wheeler	3677	4192	4575	4929	5372	5921	6550	6899	7378
b.	Three Wheeler	1407	1614	1798	1940	2124	2381	2585	2649	2755
	<b>TOTAL</b>	<b>5084</b>	<b>5806</b>	<b>6373</b>	<b>6869</b>	<b>7496</b>	<b>8302</b>	<b>9135</b>	<b>9548</b>	<b>10133</b>
11	<b>BUSES</b>	1664	1853	1988	2104	2283	2389	2463	2467	2474
	<b>TOTAL</b>	<b>1664</b>	<b>1853</b>	<b>1988</b>	<b>2104</b>	<b>2283</b>	<b>2389</b>	<b>2463</b>	<b>2467</b>	<b>2474</b>
12	<b>TAXIES</b>									
a.	Motor Cabs	1232	1399	1672	2009	2185	2414	2577	2657	2740
b.	Maxi Cabs	918	985	1031	1080	1097	1127	1147	1155	1159
c.	Others	0	0	0	0	0	0	0	1	1
	<b>TOTAL</b>	<b>2150</b>	<b>2384</b>	<b>2703</b>	<b>3089</b>	<b>3282</b>	<b>3541</b>	<b>3724</b>	<b>3813</b>	<b>3900</b>
13	<b>LMV PASSANGER</b>									
a.	Three Seater(A/R)	1946	2059	2192	2348	2491	2606	2733	2760	2806
14	Other Vehicles	1650	1746	1887	2021	2174	2400	2555	2720	2829
	<b>TOTAL</b>	<b>3596</b>	<b>3805</b>	<b>4079</b>	<b>4369</b>	<b>4665</b>	<b>5006</b>	<b>5288</b>	<b>5480</b>	<b>5635</b>
	<b>TOTAL TRANSPORT(B)</b>	<b>16232</b>	<b>17740</b>	<b>19230</b>	<b>20713</b>	<b>22132</b>	<b>23862</b>	<b>25413</b>	<b>26180</b>	<b>27215</b>
	<b>TOTAL (A)+(B)</b>	<b>187965</b>	<b>209797</b>	<b>231512</b>	<b>253454</b>	<b>275491</b>	<b>299782</b>	<b>323684</b>	<b>342634</b>	<b>361197</b>

### BIDAR

SL NO	CATEGORY OF VEHICLE	31-03-2014	31-03-2015	31-03-2016	31-03-2017	31-03-2018	31-03-2019	31-03-2020	31-03-2021	31-03-2022
	<b>NON TRANSPORT VEHICLE</b>									
1	Two Wheelers	138696	155956	171786	187552	203925	222667	241680	256831	270891
2	Cars	13642	14666	15567	16516	17535	18612	19739	21159	22386
3	Omni Buses	492	523	540	552	555	562	610	652	682
4	Tractors	6331	6850	7193	7711	8180	8824	9386	10200	10956
5	Trailers	3800	4128	4354	4698	4913	5150	5365	5589	5760
6	Construction Moving Equipment	4	4	4	4	4	8	16	45	87
7	Private Service Vehicle	0	0	0	0	0	0	3	3	3
8	Other Vehicles	137	151	164	197	272	412	481	509	545
	<b>TOTAL NON TRANSPORTVEHICLELES(A)</b>	<b>163102</b>	<b>182278</b>	<b>199608</b>	<b>217230</b>	<b>235384</b>	<b>256235</b>	<b>277280</b>	<b>294988</b>	<b>311310</b>
9	<b>TRANSPORT VEHICLE</b>									
a.	Multi Axled/Articulated Vehicle	66	66	68	71	74	75	75	76	76
b.	Trucks and Lorries	10671	11080	11594	12093	12592	13102	13278	13327	13494
	<b>TOTAL</b>	<b>10737</b>	<b>11146</b>	<b>11662</b>	<b>12164</b>	<b>12666</b>	<b>13177</b>	<b>13353</b>	<b>13403</b>	<b>13570</b>
10	<b>LIGHT GOODS VEHICLES</b>									
a.	Four Wheeler	4930	5295	5589	5861	6160	6571	7083	7441	7749
b.	Three Wheeler	1813	1958	2114	2270	2459	2694	2906	3107	3296
	<b>TOTAL</b>	<b>6743</b>	<b>7253</b>	<b>7703</b>	<b>8131</b>	<b>8619</b>	<b>9265</b>	<b>9989</b>	<b>10548</b>	<b>11045</b>
11	<b>BUSES</b>	2735	2843	2979	3120	3366	3571	3655	3657	3665
	<b>TOTAL</b>	<b>2735</b>	<b>2843</b>	<b>2979</b>	<b>3120</b>	<b>3366</b>	<b>3571</b>	<b>3655</b>	<b>3657</b>	<b>3665</b>
12	<b>TAXIES</b>									
a.	Motor Cabs	1186	1246	1389	1515	1643	1822	1968	2108	2203
b.	Maxi Cabs	1201	1248	1284	1299	1318	1351	1375	1381	1383
c.	Others	0	0	0	0	0	0	0	12	12
	<b>TOTAL</b>	<b>2387</b>	<b>2494</b>	<b>2673</b>	<b>2814</b>	<b>2961</b>	<b>3173</b>	<b>3343</b>	<b>3501</b>	<b>3598</b>
13	<b>LMV PASSANGER</b>									
a.	Three Seater(A/R)	5046	5548	6318	6807	7092	7536	8308	8451	8626
14	Other Vehicles	435	479	526	564	645	721	767	822	870
	<b>TOTAL</b>	<b>5481</b>	<b>6027</b>	<b>6844</b>	<b>7371</b>	<b>7737</b>	<b>8257</b>	<b>9075</b>	<b>9273</b>	<b>9496</b>
	<b>TOTAL TRANSPORT(B)</b>	<b>28083</b>	<b>29763</b>	<b>31861</b>	<b>33600</b>	<b>35349</b>	<b>37443</b>	<b>39415</b>	<b>40382</b>	<b>41374</b>
	<b>TOTAL (A)+(B)</b>	<b>191185</b>	<b>212041</b>	<b>231469</b>	<b>250830</b>	<b>270733</b>	<b>293678</b>	<b>316695</b>	<b>335370</b>	<b>352684</b>

## 35. CATEGORY WISE VEHICLES REGISTERED AND KEPT FOR USE IN KARNATAKA STATE LAST 9 YEARS

SL NO	CATEGORY OF VEHICLE	31-03-2014	31-03-2015	31-03-2016	31-03-2017	31-03-2018	31-03-2019	31-03-2020	31-03-2021	31-03-2022
	<b>NON TRANSPORT VEHICLE</b>									
1	Two Wheelers	11188653	12397634	13629768	14873719	16082941	17349313	18510879	19362961	20163255
2	Cars	2590056	2778220	2970738	3174169	3378183	3576304	3756773	3937889	4137587
3	Omni Buses	13410	13954	14432	14764	14965	15540	16106	16520	16779
4	Tractors	380076	413904	446538	480329	513792	551128	586998	631147	678968
5	Trailers	229002	248731	267335	285364	300150	312563	325120	336333	352065
6	Construction Moving Equipment	808	899	1006	1165	1394	2437	4801	7889	10514
7	Private Service Vehicle	451	476	490	510	522	859	1453	1577	1663
8	Other Vehicles	43972	47629	53896	61313	71212	81001	88501	97559	103697
	<b>TOTAL NON TRANSPORTVEHICLELES(A)</b>	<b>14446428</b>	<b>15901447</b>	<b>17384203</b>	<b>18891333</b>	<b>20363159</b>	<b>21889145</b>	<b>23290631</b>	<b>24391875</b>	<b>25464528</b>
9	<b>TRANSPORT VEHICLE</b>									
a.	Multi Axled/Articulated Vehicle	12711	13220	14316	16034	18162	19001	19440	19656	20047
b.	Trucks and Lorries	390402	404536	420554	436006	448947	469081	485207	491633	505026
	<b>TOTAL</b>	<b>403113</b>	<b>417756</b>	<b>434870</b>	<b>452040</b>	<b>467109</b>	<b>488082</b>	<b>504647</b>	<b>511289</b>	<b>525073</b>
10	<b>LIGHT GOODS VEHICLES</b>									
a.	Four Wheeler	339138	371374	402488	429693	461687	502897	543372	567418	599232
b.	Three Wheeler	143427	152091	160553	169112	177777	188222	197879	203118	209647
	<b>TOTAL</b>	<b>482565</b>	<b>523465</b>	<b>563041</b>	<b>598805</b>	<b>639464</b>	<b>691119</b>	<b>741251</b>	<b>770536</b>	<b>808879</b>
11	<b>BUSES</b>	204463	213804	222649	232756	243373	254646	263097	263857	265396
	<b>TOTAL</b>	<b>204463</b>	<b>213804</b>	<b>222649</b>	<b>232756</b>	<b>243373</b>	<b>254646</b>	<b>263097</b>	<b>263857</b>	<b>265396</b>
12	<b>TAXIES</b>									
a.	Motor Cabs	169678	189246	226768	267703	290250	313913	334497	338842	343327
b.	Maxi Cabs	86372	91872	98204	103329	107073	111137	114977	115363	115715
c	Others	2	13	15	20	22	27	45	305	305
	<b>TOTAL</b>	<b>256052</b>	<b>281131</b>	<b>324987</b>	<b>371052</b>	<b>397345</b>	<b>425077</b>	<b>449519</b>	<b>454510</b>	<b>459347</b>
13	<b>LMV PASSANGER</b>									
a.	Three Seater(A/R)	512867	543943	577115	608527	638898	682232	723832	732750	744541
14	Other Vehicles	73442	77304	81263	86291	91763	111686	144637	149300	156688
	<b>TOTAL</b>	<b>586309</b>	<b>621247</b>	<b>658378</b>	<b>694818</b>	<b>730661</b>	<b>793918</b>	<b>868469</b>	<b>882050</b>	<b>901229</b>
	<b>TOTAL TRANSPORT(B)</b>	<b>1932502</b>	<b>2057403</b>	<b>2203925</b>	<b>2349471</b>	<b>2477952</b>	<b>2652842</b>	<b>2826983</b>	<b>2882242</b>	<b>2959924</b>
	<b>TOTAL (A)+(B)</b>	<b>16378930</b>	<b>17958850</b>	<b>19588128</b>	<b>21240804</b>	<b>22841111</b>	<b>24541987</b>	<b>26117614</b>	<b>27274117</b>	<b>28424452</b>

**36. The details of vehicle registered from last 12 years (2010-11 to 2021-22)  
in Bengaluru City and Karnataka (Cumulative)**

SL.NO.	YEAR	BANGALORE CITY	KARNATAKA STATE
1	2010-11	4548048	12206782
2	2011-12	5033002	13528553
3	2012-13	5526860	14938915
4	2013-14	6022821	16378930
5	2014-15	6575589	17958850
6	2015-16	7161476	19588128
7	2016-17	7785949	21240804
8	2017-18	8383338	22841111
9	2018-19	9027416	24541987
10	2019-20	9638362	26117614
11	2020-21	10010588	27274117
12	2021-22	10409289	28424452

## 37. The details of more than 15 years old vehicles in Bengaluru Metropolitan City and Karnataka State as on 31.03.2022

SL NO	CATEGORY OF VEHICLE	BENGALURU URBAN DIVISION	KARNATAKA STATE
	<b>NON TRANSPORT VEHICLE</b>		
1	Two Wheelers	1774820	5194956
2	Cars	594137	1253062
3	Omni Buses	9965	18903
4	Tractors	20023	199299
5	Trailers	5030	125948
6	Construction Moving Equipment	59	165
7	Private Service Vehicle	55	470
8	Other Vehicles	10697	22325
	<b>TOTAL NON TRANSPORT VEHICLES(A)</b>	<b>2414786</b>	<b>6815128</b>
9	<b>TRANSPORT VEHICLE</b>		
a.	Multi Axled/Articulated Vehicle	6492	8724
b.	Trucks and Lorries	101912	274621
	<b>TOTAL</b>	<b>108404</b>	<b>283345</b>
10	<b>LIGHT GOODS VEHICLES</b>		
a.	Four Wheeler	94057	261861
b.	Three Wheeler	31502	77816
	<b>TOTAL</b>	<b>125559</b>	<b>339677</b>
11	<b>Buses</b>	19532	61045
	<b>TOTAL</b>	<b>19532</b>	<b>61045</b>
12	<b>TAXIES</b>		
a.	Motor Cabs	38276	67147
b.	Maxi Cabs	23314	47540
c.	Others	0	1
	<b>TOTAL</b>	<b>61590</b>	<b>114688</b>
13	<b>LMV PASSENGER</b>		
a.	Three Seater(A/R)	133870	310002
14	Other Vehicles	38116	84357
	<b>TOTAL</b>	<b>171986</b>	<b>394359</b>
	<b>TOTAL TRANSPORT(B)</b>	<b>487071</b>	<b>1193114</b>
	<b>TOTAL (A)+(B)</b>	<b>2901857</b>	<b>8008242</b>

38. Details of permits granted during the year 2021-22 and as on 31-03-2022 in Karnataka State.  
BENGALURU URBAN DIVISION

Sl. No.	Name of the Office	Vehicle category	No. of vehicles issued during the year 2021-22	Total No. of Vehicles as on 31-03-2022
1	Bangalore Central	Goods Vehicle	5293	22993
		Stage Carriage	0	253
		Contract carriage	0	0
		P.S.V.	44	200
		A.I.T.O.B.	0	0
		Taxi	596	5176
		E.I.B.	4	328
		<b>TOTAL</b>	<b>5937</b>	<b>28950</b>
2	Bangalore West	Goods Vehicle	1531	21312
		Stage Carriage	0	0
		Contract carriage	0	0
		P.S.V.	15	18
		A.I.T.O.B.	0	0
		Taxi	1627	17360
		E.I.B.	41	71
		<b>TOTAL</b>	<b>3214</b>	<b>38761</b>
3	Bangalore East	Goods Vehicle	486	15502
		Stage Carriage	0	0
		Contract carriage	0	0
		P.S.V.	6	96
		A.I.T.O.B.	0	0
		Taxi	2169	46081
		E.I.B.	42	416
		<b>TOTAL</b>	<b>2703</b>	<b>62095</b>



Sl. No.	Name of the Office	Vehicle category	No. of vehicles issued during the year 2021-22	Total No. of Vehicles as on 31-03-2022
4	Bangalore (North), Yeshwanthpur	Goods Vehicle	733	7930
		Stage Carriage	0	0
		Contract carriage	0	0
		P.S.V.	30	395
		A.I.T.O.B.	0	0
		Taxi	1374	8775
		E.I.B.	17	210
		<b>TOTAL</b>	<b>2154</b>	<b>17310</b>
5	Bangalore (South)	Goods Vehicle	1311	5974
		Stage Carriage	2	2
		Contract carriage	2361	16889
		P.S.V.	208	1053
		A.I.T.O.B.	0	0
		Taxi	0	0
		E.I.B.	0	0
		<b>TOTAL</b>	<b>3882</b>	<b>23918</b>
6	Jnanabharathi	Goods Vehicle	1392	5535
		Stage Carriage	0	0
		Contract carriage	0	0
		P.S.V.	6	21
		A.I.T.O.B.	0	0
		Taxi	1114	5253
		E.I.B.	125	246
		<b>TOTAL</b>	<b>2637</b>	<b>11055</b>

Sl. No.	Name of the Office	Vehicle category	No. of vehicles issued during the year 2021-22	Total No. of Vehicles as on 31-03-2022
7	Devanahally	Goods Vehicle	539	11189
		Stage Carriage	0	0
		Contract carriage	0	0
		P.S.V.	24	524
		A.I.T.O.B.	0	0
		Taxi	154	2086
		E.I.B.	58	195
		<b>TOTAL</b>	<b>775</b>	<b>13994</b>
8	Yalahanka	Goods Vehicle	947	3182
		Stage Carriage	0	0
		Contract carriage	0	0
		P.S.V.	12	38
		A.I.T.O.B.	0	0
		Taxi	655	2027
		E.I.B.	84	549
		<b>TOTAL</b>	<b>1698</b>	<b>5796</b>
9	Electronic City	Goods Vehicle	4421	39698
		Stage Carriage	0	0
		Contract carriage	0	0
		P.S.V.	182	1928
		A.I.T.O.B.	2	223
		Taxi	336	14872
		E.I.B.	14	1083
		<b>TOTAL</b>	<b>4955</b>	<b>57804</b>

Sl. No.	Name of the Office	Vehicle category	No. of vehicles issued during the year 2021-22	Total No. of Vehicles as on 31-03-2022
10	K.R.Puram	Goods Vehicle	1710	10291
		Stage Carriage	22	126
		Contract carriage	0	0
		P.S.V.	24	290
		A.I.T.O.B.	0	0
		Taxi	504	8149
		E.I.B.	30	2735
		<b>TOTAL</b>	<b>2290</b>	<b>21591</b>
11	Autorickshaw and STUs	Goods Vehicle	0	0
		Stage Carriage	853	121803
		Contract carriage	0	0
		P.S.V.	0	0
		A.I.T.O.B.	0	0
		Taxi	0	0
		E.I.B.	0	0
		<b>TOTAL</b>	<b>853</b>	<b>121803</b>
12	Chandapura	Goods Vehicle	998	2784
		Stage Carriage	0	0
		Contract carriage	0	0
		P.S.V.	32	152
		A.I.T.O.B.	0	0
		Taxi	139	547
		E.I.B.	32	203
		<b>TOTAL</b>	<b>1201</b>	<b>3686</b>
		<b>DIVISION TOTAL</b>	<b>32299</b>	<b>406763</b>

## BENGALURU RURAL DIVISION

Sl. No.	Name of the Office	Vehicle category	No. of vehicles issued during the year 2021-22	Total No. of Vehicles as on 31-03-2022
1	RTO Tumkur	Goods Vehicle	1606	25594
		Stage Carriage	0	618
		Contract carriage	0	0
		P.S.V.	8	573
		A.I.T.O.B.	0	0
		Taxi	528	8745
		E.I.B.	33	1123
		<b>TOTAL</b>	<b>2175</b>	<b>36653</b>
2	RTO Kolar	Goods Vehicle	921	4736
		Stage Carriage	0	54
		Contract carriage	0	0
		P.S.V.	17	156
		A.I.T.O.B.	0	0
		Taxi	282	1821
		E.I.B.	64	215
		<b>TOTAL</b>	<b>1284</b>	<b>6982</b>
3	RTO Chikkaballapur	Goods Vehicle	715	4317
		Stage Carriage	0	42
		Contract carriage	0	0
		P.S.V.	0	17
		A.I.T.O.B.	0	0
		Taxi	652	3329
		E.I.B.	36	698
		<b>TOTAL</b>	<b>1403</b>	<b>8403</b>

Sl. No.	Name of the Office	Vehicle category	No. of vehicles issued during the year 2021-22	Total No. of Vehicles as on 31-03-2022
4	RTO Ramanagar	Goods Vehicle	960	7001
		Stage Carriage	0	83
		Contract carriage	0	0
		P.S.V.	40	215
		A.I.T.O.B.	0	0
		Taxi	652	1606
		E.I.B.	64	344
		<b>TOTAL</b>	<b>1716</b>	<b>9249</b>
5	RTO Nelamangala	Goods Vehicle	1451	7450
		Stage Carriage	0	0
		Contract carriage	0	0
		P.S.V.	48	375
		A.I.T.O.B.	0	0
		Taxi	255	1075
		E.I.B.	14	145
		<b>TOTAL</b>	<b>1768</b>	<b>9045</b>
6	ARTO, Tiptur	Goods Vehicle	323	2796
		Stage Carriage	0	0
		Contract carriage	0	0
		P.S.V.	0	0
		A.I.T.O.B.	0	0
		Taxi	142	1950
		E.I.B.	4	200
		<b>TOTAL</b>	<b>469</b>	<b>4946</b>

Sl. No.	Name of the Office	Vehicle category	No. of vehicles issued during the year 2021-22	Total No. of Vehicles as on 31-03-2022
7	ARTO Madhugiri	Goods Vehicle	268	1706
		Stage Carriage	0	0
		Contract carriage	0	0
		P.S.V.	0	0
		A.I.T.O.B.	0	0
		Taxi	275	3051
		E.I.B.	19	79
		<b>TOTAL</b>	<b>562</b>	<b>4836</b>
8	ARTO, K.G.F.	Goods Vehicle	393	1476
		Stage Carriage	0	0
		Contract carriage	0	0
		P.S.V.	16	30
		A.I.T.O.B.	0	0
		Taxi	99	406
		E.I.B.	4	247
		<b>TOTAL</b>	<b>512</b>	<b>2159</b>
9	ARTO, Chintamani	Goods Vehicle	751	1982
		Stage Carriage	0	0
		Contract carriage	0	0
		P.S.V.	0	0
		A.I.T.O.B.	0	0
		Taxi	65	224
		E.I.B.	21	102
		<b>TOTAL</b>	<b>837</b>	<b>2308</b>
		<b>DIVISION TOTAL</b>	<b>10726</b>	<b>84581</b>

## MYSORE DIVISION

Sl. No.	Name of the Office	Vehicle category	No. of vehicles issued during the year 2021-22	Total No. of Vehicles as on 31-03-2022
1	Mysore (West)	Goods Vehicle	947	8348
		Stage Carriage	0	0
		Contract carriage	0	0
		P.S.V.	5	142
		A.I.T.O.B.	0	0
		Taxi	216	1998
		E.I.B.	27	287
		<b>TOTAL</b>	<b>1195</b>	<b>10775</b>
2	Mysore (East)	Goods Vehicle	968	6284
		Stage Carriage	0	257
		Contract carriage	350	9700
		P.S.V.	22	149
		A.I.T.O.B.	0	0
		Taxi	422	3449
		E.I.B.	41	657
		<b>TOTAL</b>	<b>1803</b>	<b>20496</b>
3	Mandya	Goods Vehicle	1379	4990
		Stage Carriage	0	320
		Contract carriage	1377	5865
		P.S.V.	98	605
		A.I.T.O.B.	0	0
		Taxi	0	0
		E.I.B.	36	140
		<b>TOTAL</b>	<b>2464</b>	<b>11920</b>



Sl. No.	Name of the Office	Vehicle category	No. of vehicles issued during the year 2021-22	Total No. of Vehicles as on 31-03-2022
4	Madiekri	Goods Vehicle	332	4676
		Stage Carriage	0	0
		Contract carriage	270	7591
		P.S.V.	16	2384
		A.I.T.O.B.	0	0
		Taxi	162	1616
		E.I.B.	72	372
		<b>TOTAL</b>	<b>852</b>	<b>16639</b>
5	Hassan	Goods Vehicle	1328	12369
		Stage Carriage	0	0
		Contract carriage	0	0
		P.S.V.	10	67
		A.I.T.O.B.	0	0
		Taxi	792	16448
		E.I.B.	27	508
		<b>TOTAL</b>	<b>2157</b>	<b>29392</b>
6	Chamarajanagar	Goods Vehicle	649	2900
		Stage Carriage	0	181
		Contract carriage	0	0
		P.S.V.	17	19
		A.I.T.O.B.	0	0
		Taxi	228	932
		E.I.B.	3	182
		<b>TOTAL</b>	<b>897</b>	<b>4214</b>

Sl. No.	Name of the Office	Vehicle category	No. of vehicles issued during the year 2021-22	Total No. of Vehicles as on 31-03-2022
7	Hunsur	Goods Vehicle	336	1223
		Stage Carriage	0	0
		Contract carriage	105	1704
		P.S.V.	0	0
		A.I.T.O.B.	0	0
		Taxi	154	171
		E.I.B.	4	19
		<b>TOTAL</b>	<b>599</b>	<b>3117</b>
8	Sakaleshpur	Goods Vehicle	314	966
		Stage Carriage	0	0
		Contract carriage	308	1005
		P.S.V.	9	29
		A.I.T.O.B.	0	0
		Taxi	62	174
		E.I.B.	0	0
		<b>TOTAL</b>	<b>693</b>	<b>2174</b>
9	Nagamangala	Goods Vehicle	176	941
		Stage Carriage	0	0
		Contract carriage	132	1029(J.Dgi)
		P.S.V.	0	1
		A.I.T.O.B.	0	0
		Taxi	124	774
		E.I.B.	3	114
		<b>TOTAL</b>	<b>435</b>	<b>2859</b>
		<b>DIVISION TOTAL</b>	<b>11095</b>	<b>101586</b>

## SHIVAMOGGA DIVISION

Sl. No.	Name of the Office	Vehicle category	No. of vehicles issued during the year 2021-22	Total No. of Vehicles as on 31-03-2022
1	Shivamogga	Goods Vehicle	1160	5005
		Stage Carriage	75	839
		Contract carriage	0	0
		P.S.V.	3	223
		A.I.T.O.B.	0	0
		Taxi	392	1450
		E.I.B.	43	182
2	Sagara	<b>TOTAL</b>	<b>1673</b>	<b>7699</b>
		Goods Vehicle	227	2753
		Stage Carriage	0	0
		Contract carriage	0	0
		P.S.V.	8	23
		A.I.T.O.B.	0	0
		Taxi	354	2678
3	Chitradurga	E.I.B.	39	218
		<b>TOTAL</b>	<b>628</b>	<b>5672</b>
		Goods Vehicle	1330	11145
		Stage Carriage	0	315
		Contract carriage	1592	13038
		P.S.V.	12	12
		A.I.T.O.B.	0	0
4	Davanagere	Taxi	665	5999
		E.I.B.	73	186
		<b>TOTAL</b>	<b>3672</b>	<b>30695</b>
		Goods Vehicle	1644	8564
		Stage Carriage	0	522
		Contract carriage	0	0
		P.S.V.	2	15
		A.I.T.O.B.	0	0
		Taxi	582	4100
		E.I.B.	86	600
		<b>TOTAL</b>	<b>2314</b>	<b>13801</b>

Sl. No.	Name of the Office	Vehicle category	No. of vehicles issued during the year 2021-22	Total No. of Vehicles as on 31-03-2022
5	Chikkamagaluru	Goods Vehicle	589	4500
		Stage Carriage	0	352
		Contract carriage	0	0
		P.S.V.	9	15
		A.I.T.O.B.	0	0
		Taxi	288	2459
		E.I.B.	39	388
		<b>TOTAL</b>	<b>925</b>	<b>7714</b>
6	Mangalore	Goods Vehicle	1854	7039
		Stage Carriage	0	1
		Contract carriage	5333	0
		P.S.V.	220	290
		A.I.T.O.B.	0	0
		Taxi	0	1337
		E.I.B.	87	452
		<b>TOTAL</b>	<b>7494</b>	<b>9119</b>
7	Udupi	Goods Vehicle	1273	11881
		Stage Carriage	0	767
		Contract carriage	0	0
		P.S.V.	9	136
		A.I.T.O.B.	0	0
		Taxi	431	4844
		E.I.B.	62	844
		<b>TOTAL</b>	<b>1775</b>	<b>18472</b>

Sl. No.	Name of the Office	Vehicle category	No. of vehicles issued during the year 2021-22	Total No. of Vehicles as on 31-03-2022
8	Puttur	Goods Vehicle	652	10250
		Stage Carriage	52	154
		Contract carriage	1790	4998
		P.S.V.	1	53
		A.I.T.O.B.	0	0
		Taxi	128	457
		E.I.B.	10	89
		<b>TOTAL</b>	<b>2633</b>	<b>16001</b>
9	Tarikere	Goods Vehicle	160	895
		Stage Carriage	0	0
		Contract carriage	271	1502
		P.S.V.	4	35
		A.I.T.O.B.	0	0
		Taxi	0	0
		E.I.B.	0	0
		<b>TOTAL</b>	<b>435</b>	<b>2432</b>
10	Bantwal	Goods Vehicle	763	2084
		Stage Carriage	0	0
		Contract carriage	0	0
		P.S.V.	7	195
		A.I.T.O.B.	0	0
		Taxi	228	591
		E.I.B.	9	185
		<b>TOTAL</b>	<b>1007</b>	<b>3055</b>
<b>DIVISION TOTAL</b>		<b>23092</b>	<b>122336</b>	

## BELAGAVI DIVISION

Sl. No.	Name of the Office	Vehicle category	No. of vehicles issued during the year 2021-22	Total No. of Vehicles as on 31-03-2022
1	Belagavi	Goods Vehicle	2359	7998
		Stage Carriage	0	0
		Contract carriage	416	2348
		P.S.V.	12	96
		A.I.T.O.B.	0	0
		Taxi	162	615
		E.I.B.	19	209
		<b>TOTAL</b>	<b>2968</b>	<b>11266</b>
2	Chikkodi	Goods Vehicle	372	1732
		Stage Carriage	0	0
		Contract carriage	139	985
		P.S.V.	0	0
		A.I.T.O.B.	0	0
		Taxi	0	0
		E.I.B.	15	234
		<b>TOTAL</b>	<b>526</b>	<b>2951</b>
3	Gokak	Goods Vehicle	420	3702
		Stage Carriage	0	0
		Contract carriage	194	1040
		P.S.V.	0	1
		A.I.T.O.B.	0	0
		Taxi	0	0
		E.I.B.	31	281
		<b>TOTAL</b>	<b>645</b>	<b>5024</b>

Sl. No.	Name of the Office	Vehicle category	No. of vehicles issued during the year 2021-22	Total No. of Vehicles as on 31-03-2022
4	Bailhongal	Goods Vehicle	170	643
		Stage Carriage	0	0
		Contract carriage	0	0
		P.S.V.	0	0
		A.I.T.O.B.	0	0
		Taxi	225	593
		E.I.B.	17	78
		<b>TOTAL</b>	<b>412</b>	<b>1314</b>
5	Ramadurga	Goods Vehicle	144	188
		Stage Carriage	0	0
		Contract carriage	191	274
		P.S.V.	1	1
		A.I.T.O.B.	0	0
		Taxi	0	0
		E.I.B.	0	0
		<b>TOTAL</b>	<b>336</b>	<b>463</b>
6	Dharwad West	Goods Vehicle	634	5134
		Stage Carriage	0	54
		Contract carriage	0	0
		P.S.V.	3	90
		A.I.T.O.B.	0	0
		Taxi	168	342
		E.I.B.	10	197
		<b>TOTAL</b>	<b>815</b>	<b>5817</b>
7	Dharwad East	Goods Vehicle	2184	7216
		Stage Carriage	0	0
		Contract carriage	0	0
		P.S.V.	11	69
		A.I.T.O.B.	0	0
		Taxi	165	668
		E.I.B.	25	161
		<b>TOTAL</b>	<b>2385</b>	<b>8114</b>



Sl. No.	Name of the Office	Vehicle category	No. of vehicles issued during the year 2021-22	Total No. of Vehicles as on 31-03-2022
8	Gadag	Goods Vehicle	379	1624
		Stage Carriage	0	0
		Contract carriage	0	0
		P.S.V.	0	0
		A.I.T.O.B.	0	0
		Taxi	451	1550
		E.I.B.	8	176
		<b>TOTAL</b>	<b>838</b>	<b>3350</b>
9	Haveri	Goods Vehicle	575	3162
		Stage Carriage	0	0
		Contract carriage	0	0
		P.S.V.	0	3
		A.I.T.O.B.	0	0
		Taxi	366	2116
		E.I.B.	0	21
		<b>TOTAL</b>	<b>941</b>	<b>5302</b>
10	Ranebennur	Goods Vehicle	443	1242
		Stage Carriage	0	0
		Contract carriage	371	1430
		P.S.V.	34	184
		A.I.T.O.B.	0	0
		Taxi	297	847
		E.I.B.	3	17
		<b>TOTAL</b>	<b>1148</b>	<b>3720</b>
11	Vijayapur	Goods Vehicle	1924	3519
		Stage Carriage	0	0
		Contract carriage	0	0
		P.S.V.	50	88
		A.I.T.O.B.	0	0
		Taxi	683	1168
		E.I.B.	19	21
		<b>TOTAL</b>	<b>2676</b>	<b>4796</b>

Sl. No.	Name of the Office	Vehicle category	No. of vehicles issued during the year 2021-22	Total No. of Vehicles as on 31-03-2022
12	Bagalkot	Goods Vehicle	701	2418
		Stage Carriage	0	0
		Contract carriage	776	3880
		P.S.V.	31	280
		A.I.T.O.B.	0	0
		Taxi	441	1431
		E.I.B.	10	49
		<b>TOTAL</b>	<b>1959</b>	<b>8058</b>
13	Jamakhandi	Goods Vehicle	446	2956
		Stage Carriage	0	0
		Contract carriage	0	0
		P.S.V.	0	0
		A.I.T.O.B.	0	0
		Taxi	114	668
		E.I.B.	49	195
		<b>TOTAL</b>	<b>609</b>	<b>3819</b>
14	Karwar	Goods Vehicle	272	1773
		Stage Carriage	0	0
		Contract carriage	271	1527
		P.S.V.	10	41
		A.I.T.O.B.	0	0
		Taxi	0	0
		E.I.B.	1	11
		<b>TOTAL</b>	<b>554</b>	<b>3352</b>

Sl. No.	Name of the Office	Vehicle category	No. of vehicles issued during the year 2021-22	Total No. of Vehicles as on 31-03-2022
15	Honnavara	Goods Vehicle	423	1265
		Stage Carriage	0	0
		Contract carriage	0	0
		P.S.V.	4	21
		A.I.T.O.B.	0	0
		Taxi	242	536
		E.I.B.	35	127
		<b>TOTAL</b>	<b>704</b>	<b>1949</b>
16	Sirsi	Goods Vehicle	351	1394
		Stage Carriage	0	0
		Contract carriage	99	1835
		P.S.V.	0	0
		A.I.T.O.B.	0	0
		Taxi	158	763
		E.I.B.	7	48
		<b>TOTAL</b>	<b>615</b>	<b>4040</b>
17	Dandeli	Goods Vehicle	117	803
		Stage Carriage	0	0
		Contract carriage	80	460
		P.S.V.	1	1
		A.I.T.O.B.	0	0
		Taxi	43	271
		E.I.B.	6	6
		<b>TOTAL</b>	<b>247</b>	<b>1541</b>

Sl. No.	Name of the Office	Vehicle category	No. of vehicles issued during the year 2021-22	Total No. of Vehicles as on 31-03-2022
18	Athani	Goods Vehicle	310	462
		Stage Carriage	0	0
		Contract carriage	0	0
		P.S.V.	0	0
		A.I.T.O.B.	0	0
		Taxi	30	40
		E.I.B.	3	3
		<b>TOTAL</b>	<b>343</b>	<b>505</b>
		Goods Vehicle	1224	47231
		Stage Carriage	0	54
	DIVISION TOTAL	Contract carriage	2537	13779
		P.S.V.	157	875
		A.I.T.O.B.	0	0
		Taxi	3545	11608
		E.I.B.	258	1834
		<b>GRAND TOTAL</b>	<b>18721</b>	<b>75381</b>

## GULBARGA DIVISION

Sl. No.	Name of the Office	Vehicle category	No. of vehicles issued during the year 2021-22	Total No. of Vehicles as on 31-03-2022
1	Gulbarga	Goods Vehicle	365	6026
		Stage Carriage	0	3510
		Contract carriage	0	0
		P.S.V.	221	243
		A.I.T.O.B.	0	9
		Taxi	0	0
		E.I.B.	18	562
		<b>TOTAL</b>	<b>604</b>	<b>10350</b>
2	Yadgir	Goods Vehicle	429	1675
		Stage Carriage	0	0
		Contract carriage	1352	4423
		P.S.V.	0	0
		A.I.T.O.B.	0	0
		Taxi	312	1222
		E.I.B.	17	209
		<b>TOTAL</b>	<b>2110</b>	<b>7529</b>
3	Bellary	Goods Vehicle	1049	3487
		Stage Carriage	0	51
		Contract carriage	419	1960
		P.S.V.	17	277
		A.I.T.O.B.	0	0
		Taxi	24	95
		E.I.B.	44	67
		<b>TOTAL</b>	<b>1553</b>	<b>5937</b>

Sl. No.	Name of the Office	Vehicle category	No. of vehicles issued during the year 2021-22	Total No. of Vehicles as on 31-03-2022
4	Hospet	Goods Vehicle	5808	25853
		Stage Carriage	0	9
		Contract carriage	0	0
		P.S.V.	61	708
		A.I.T.O.B.	0	0
		Taxi	672	3239
		E.I.B.	60	673
		<b>TOTAL</b>	<b>6601</b>	<b>30482</b>
5	Raichur	Goods Vehicle	843	1648
		Stage Carriage	0	0
		Contract carriage	0	0
		P.S.V.	2	7
		A.I.T.O.B.	0	0
		Taxi	175	554
		E.I.B.	14	97
		<b>TOTAL</b>	<b>1034</b>	<b>2306</b>
6	Koppal	Goods Vehicle	1046	4453
		Stage Carriage	0	1
		Contract carriage	0	0
		P.S.V.	5	287
		A.I.T.O.B.	0	0
		Taxi	444	2733
		E.I.B.	22	280
		<b>TOTAL</b>	<b>1517</b>	<b>7754</b>

Sl. No.	Name of the Office	Vehicle category	No. of vehicles issued during the year 2021-22	Total No. of Vehicles as on 31-03-2022
7	Bidar	Goods Vehicle	236	1819
		Stage Carriage	0	0
		Contract carriage	327	3383
		P.S.V.	1	11
		A.I.T.O.B.	0	00
		Taxi	0	0
		E.I.B.	19	263
8	Bhalki	<b>TOTAL</b>	<b>583</b>	<b>5476</b>
		Goods Vehicle	330	1141
		Stage Carriage	0	0
		Contract carriage	212	987
		P.S.V.	0	0
		A.I.T.O.B.	0	0
		Taxi	0	0
9	Basavakalyana	E.I.B.	34	214
		<b>TOTAL</b>	<b>576</b>	<b>2342</b>
		Goods Vehicle	2238	4116
		Stage Carriage	0	0
		Contract carriage	0	0
		P.S.V.	0	0
		A.I.T.O.B.	0	0
		Taxi	29	89
		E.I.B.	17	62
		<b>TOTAL</b>	<b>2284</b>	<b>4267</b>
		<b>DIVISION TOTAL</b>	<b>16862</b>	<b>76443</b>

**39. Details of Permits issued during the Year 2021-22 and as on 31-03-2022 in Karnataka State (Division Wise)**

Class of Vehicle	BANGALORE DIVISION		BANGALORE RURAL DIVISION		MYSORE DIVISION		SHIMOGA DIVISION		BELAGAVI DIVISION		KALBURGI DIVISION		TOTAL IN KARNATAKA	
	DURING 2021-22	AS ON 31-03-2022	DURING 2021-22	AS ON 31-03-2022	DURING 2021-22	AS ON 31-03-2022	DURING 2021-22	AS ON 31-03-2022	DURING 2021-22	AS ON 31-03-2022	DURING 2021-22	AS ON 31-03-2022	DURING 2021-22	AS ON 31-03-2022
Goods Vehicle	19361	146390	7388	57058	6429	42697	9820	73372	12224	47231	12344	50218	67566	416966
Stage Carriage	877	122184	0	797	0	758	716	2775	0	54	0	3571	1593	130139
Contract carriage	2361	16889	0	0	2542	26894	8986	19538	2537	13779	2310	10753	18736	87853
P.S.V.	583	4715	129	1366	177	3396	284	797	157	875	305	1533	1635	12682
A.I.T.O.B.	2	223	0	0	0	0	0	0	0	0	17	218	19	441
Taxi	8668	110326	2950	22207	2160	25562	2854	22840	3545	11608	1344	6710	21521	199253
E.I.B.	447	6036	259	3153	213	2279	432	3014	258	1834	540	3507	2149	19823
<b>TOTAL</b>	<b>32299</b>	<b>406763</b>	<b>10726</b>	<b>84581</b>	<b>11095</b>	<b>101586</b>	<b>23092</b>	<b>122336</b>	<b>18721</b>	<b>75381</b>	<b>16862</b>	<b>76443</b>	<b>112795</b>	<b>867090</b>



## 40. DETAILS OF DRIVING LICENCE ISSUED IN KARNATAKA DURING 2021-22 (01-04-2021 TO 31-03-2022)

S. No	Name Of The RTO Office	PROFESSIONAL			NON PROFESSIONAL			TOTAL		
		AUTHORISED TO DRIVE PSV			Male	Female	Total	Male	Female	Total
		Male	Female	Total						
1	KA01 RTO BANGALORE (CENTRAL), HSR LAYOUT	48712	4605	53317	602752	128337	731089	651464	132942	784406
2	KA02 RTO BANGALORE (WEST), RAJAJINAGAR	103689	2038	105727	696444	114700	811144	800133	116738	916871
3	KA03 RTO BANGALORE (EAST), KASTURI NAGAR	63075	7425	70500	647412	125048	772460	710487	132473	842960
4	KA04 RTO BANGALORE (NORTH), YESHWANTHPUR	59957	5724	65681	572017	129355	701372	631974	135079	767053
5	KA05 RTO BANGALORE (SOUTH), JAYANAGAR	133194	6690	139884	910139	204057	1114196	1043333	210747	1254080
6	KA06 RTO, TUMKUR	55323	2136	57459	415715	53064	468779	471038	55200	526238
7	KA07 RTO, KOLAR	42302	1952	44254	256623	16403	273026	298925	18355	317280
8	KA08 RTO, KGF	15852	723	16575	179665	13261	192926	195517	13984	209501
9	KA09 RTO, MYSURU WEST	59704	7412	67116	470895	137282	608177	530599	144694	675293
10	KA10 RTO, CHAMARAJ NAGAR	13533	194	13727	195365	9850	205215	208898	10044	218942
11	KA11 RTO, MANDYA	45884	4351	50235	363277	45160	408437	409161	49511	458672
12	KA12 RTO, MADEIKERI	14251	4805	19056	165614	52198	217812	179865	57003	236868
13	KA13 RTO, HASSAN	48106	3687	51793	337511	52884	390395	385617	56571	442188
14	KA14 RTO, SHIVAMOGGA	19192	4416	23608	310413	86628	397041	329605	91044	420649
15	KA15 ASST.RTO, SAGAR	13084	923	14007	193066	20097	213163	206150	21020	227170
16	KA16 RTO, CHITRADURGA	25960	197	26157	214915	13168	228083	240875	13365	254240
17	KA17 RTO, DAVANAGERE	40878	767	41645	495751	48246	543997	536629	49013	585642
18	KA18 RTO, CHICKMAGALUR	16400	7296	23696	253536	71144	324680	269936	78440	348376
19	KA19 RTO, MANGALORE	85782	4067	89849	526359	117849	644208	612141	121916	734057
20	KA20 RTO, UDUPI	42936	463	43399	433393	92959	526352	476329	93422	569751
21	KA21 RTO, PUTTUR	23649	582	24231	258924	44108	303032	282573	44690	327263
22	KA22 RTO, BELAGAVI	36436	266	36702	403301	52869	456170	439737	53135	492872
23	KA23 RTO, CHIKKODI	12230	269	12499	280098	9974	290072	292328	10243	302571
24	KA24 ASST.RTO, BAILHONGAL	6572	123	6695	118551	2879	121430	125123	3002	128125
25	KA25 RTO, DHARWAD	40687	209	40896	368976	37833	406809	409663	38042	447705
26	KA26 RTO, GADAG	29844	351	30195	157929	7315	165244	187773	7666	195439
27	KA27 RTO, HAVERI	16378	39	16417	227928	6777	234705	244306	6816	251122
28	KA28 RTO, VIJAYAPUR	54393	199	54592	415091	16391	431482	469484	16590	486074
29	KA29 RTO, BAGALKOT	23906	96	24002	193899	9688	203587	217805	9784	227589
30	KA30 RTO, KARWAR	8653	214	8867	117447	19360	136807	126100	19574	145674
31	KA31 RTO, SIRSI	6035	99	6134	140786	16584	157370	146821	16683	163504
32	KA32 RTO, GULBARGA	46260	2938	49198	441781	33275	475056	488041	36213	524254

33	KA33	RTO, YADAGIRI	14583	121	14704	138879	2738	141617	153462	2859	156321
34	KA34	RTO, BELLARY	17202	131	17333	234601	21634	256235	251803	21765	273568
35	KA35	RTO, HOSPET	17746	356	18102	188852	14471	203323	206598	14827	221425
36	KA36	RTO, RAICHUR	26966	652	27618	288596	15902	304498	315562	16554	332116
37	KA37	RTO, KOPPAL	13592	204	13796	157363	6198	163561	170955	6402	177357
38	KA38	RTO, BIDAR	19883	205	20088	185756	10951	196707	205639	11156	216795
39	KA39	ASST. RTO, BHALKI	11086	394	11480	104937	2321	107258	116023	2715	118738
40	KA40	RTO, CHIKKABALLAPURA	19426	4320	23746	173248	19614	192862	192674	23934	216608
41	KA41	RTO, JNANABHARATHI	37753	3759	41512	463058	119797	582855	500811	123556	624367
42	KA42	RTO, RAMANAGARA	23908	317	24225	219109	14420	233529	243017	14737	257754
43	KA43	ASST. RTO, DEVANAHALLI	4568	244	4812	117581	9168	126749	122149	9412	131561
44	KA44	ASST. RTO, TIPTUR	13662	5266	18928	131498	19856	151354	145160	25122	170282
45	KA45	ASST. RTO, HUNSUR	4448	559	5007	192251	14522	206773	196699	15081	211780
46	KA46	ASST. RTO, SAKALESHPURA	2756	615	3371	84982	9765	94747	87738	10380	98118
47	KA47	ASST. RTO, HONNAVARA	8476	37	8513	122831	8785	131616	131307	8822	140129
48	KA48	ASST. RTO, JAMAKHANDI	4809	43	4852	122202	4230	126432	127011	4273	131284
49	KA49	ASST. RTO, GOKAK	4523	45	4568	113901	5015	118916	118424	5060	123484
50	KA50	RTO, YELAHANKA	18038	1549	19587	262695	62734	325429	280733	64283	345016
51	KA51	RTO, ELECTRONIC CITY	46562	8065	54627	544086	96252	640338	590648	104317	694965
52	KA52	RTO, NELAMANGALA	16271	516	16787	217698	28800	246498	233969	29316	263285
53	KA53	RTO, KR PURAM	35559	825	36384	509317	112403	621720	544876	113228	658104
54	KA54	ASST. RTO, NAGAMANGALA	5820	245	6065	86015	5261	91276	91835	5506	97341
55	KA55	RTO, MYSORE EAST	10901	162	11063	183383	35805	219188	194284	35967	230251
56	KA56	ARTO, BASAVAKALYAN	5490	66	5556	53759	1062	54821	59249	1128	60377
57	KA59	RTO, CHANDAPURA	866	28	894	63396	7195	70591	64262	7223	71485
58	KA63	RTO, DHARAWAD EAST	2745	19	2764	64668	9185	73853	67413	9204	76617
59	KA64	ARTO, MADHUGIRI	7744	225	7969	108172	4266	112438	115916	4491	120407
60	KA65	ARTO, DANDELI	707	10	717	37159	3090	40249	37866	3100	40966
61	KA66	ARTO, TARIKERE	2612	114	2726	49248	4141	53389	51860	4255	56115
62	KA67	ARTO, CHINTAMANI	123	1	124	24158	2168	26326	24281	2169	26450
63	KA68	ARTO, RANIBENNUR	1092	3	1095	30288	1675	31963	31380	1678	33058
64	KA69	ARTO, RAMADURGA	23	0	23	16261	319	16580	16284	319	16603
65	KA70	ARTO, BANTWALA	2921	26	2947	74065	19603	93668	76986	19629	96615
66	KA71	ARTO, ATHANI	1	0	1	18312	623	18935	18313	623	18936
Grand Total			1655719	104378	1760097	16747898	2482712	19230610	18403617	2587090	20990707

## 40.1 DETAILS OF DRIVING LICENCE ISSUED IN KARNATAKA AS ON 31-03-2022

S. No	Name Of The RTO Office	PROFESSIONAL			NON PROFESSIONAL			TOTAL		
		AUTHORISED TO DRIVE PSV			Male	Female	Total	Male	Female	Total
		Male	Female	Total						
1	KA01 RTO BANGALORE (CENTRAL), HSR LAYOUT	48712	4605	53317	602752	128337	731089	651464	132942	784406
2	KA02 RTO BANGALORE (WEST), RAJAJINAGAR	103689	2038	105727	696444	114700	811144	800133	116738	916871
3	KA03 RTO BANGALORE (EAST), KASTURI NAGAR	63075	7425	70500	647412	125048	772460	710487	132473	842960
4	KA04 RTO BANGALORE (NORTH), YESHWANTHPUR	59957	5724	65681	572017	129355	701372	631974	135079	767053
5	KA05 RTO BANGALORE (SOUTH), JAYANAGAR	133194	6690	139884	910139	204057	1114196	1043333	210747	1254080
6	KA06 RTO, TUMKUR	55323	2136	57459	415715	53064	468779	471038	55200	526238
7	KA07 RTO, KOLAR	42302	1952	44254	256623	16403	273026	298925	18355	317280
8	KA08 RTO, KGF	15852	723	16575	179665	13261	192926	195517	13984	209501
9	KA09 RTO, MYSURU WEST	59704	7412	67116	470895	137282	608177	530599	144694	675293
10	KA10 RTO, CHAMARAJ NAGAR	13533	194	13727	195365	9850	205215	208898	10044	218942
11	KA11 RTO, MANDYA	45884	4351	50235	363277	45160	408437	409161	49511	458672
12	KA12 RTO, MADEIKERI	14251	4805	19056	165614	52198	217812	179865	57003	236868
13	KA13 RTO, HASSAN	48106	3687	51793	337511	52884	390395	385617	56571	442188
14	KA14 RTO, SHIVAMOGGA	19192	4416	23608	310413	86628	397041	329605	91044	420649
15	KA15 ASST. RTO, SAGAR	13084	923	14007	193066	20097	213163	206150	21020	227170
16	KA16 RTO, CHITRADURGA	25960	197	26157	214915	13168	228083	240875	13365	254240
17	KA17 RTO, DAVANAGERE	40878	767	41645	495751	48246	543997	536629	49013	585642
18	KA18 RTO, CHICKMAGALUR	16400	7296	23696	253536	71144	324680	269936	78440	348376
19	KA19 RTO, MANGALORE	85782	4067	89849	526359	117849	644208	612141	121916	734057
20	KA20 RTO, UDUPI	42936	463	43399	433393	92959	526352	476329	93422	569751
21	KA21 RTO, PUTTUR	23649	582	24231	258924	44108	303032	282573	44690	327263
22	KA22 RTO, BELAGAVI	36436	266	36702	403301	52869	456170	439737	53135	492872
23	KA23 RTO, CHIKKODI	12230	269	12499	280098	9974	290072	292328	10243	302571
24	KA24 ASST. RTO, BAILHONGAL	6572	123	6695	118551	2879	121430	125123	3002	128125
25	KA25 RTO, DHARWAD	40687	209	40896	368976	37833	406809	409663	38042	447705
26	KA26 RTO, GADAG	29844	351	30195	157929	7315	165244	187773	7666	195439
27	KA27 RTO, HAVERI	16378	39	16417	227928	6777	234705	244306	6816	251122
28	KA28 RTO, VIJAYAPUR	54393	199	54592	415091	16391	431482	469484	16590	486074
29	KA29 RTO, BAGALKOT	23906	96	24002	193899	9688	203587	217805	9784	227589
30	KA30 RTO, KARWAR	8653	214	8867	117447	19360	136807	126100	19574	145674
31	KA31 RTO, SIRSI	6035	99	6134	140786	16584	157370	146821	16683	163504
32	KA32 RTO, GULBARGA	46260	2938	49198	441781	33275	475056	488041	36213	524254

33	KA33	RTO, YADAGIRI	14583	121	14704	138879	2738	141617	153462	2859	156321
34	KA34	RTO, BELLARY	17202	131	17333	234601	21634	256235	251803	21765	273568
35	KA35	RTO, HOSPET	17746	356	18102	188852	14471	203323	206598	14827	221425
36	KA36	RTO, RAICHUR	26966	652	27618	288596	15902	304498	315562	16554	332116
37	KA37	RTO, KOPPAL	13592	204	13796	157363	6198	163561	170955	6402	177357
38	KA38	RTO, BIDAR	19883	205	20088	185756	10951	196707	205639	11156	216795
39	KA39	ASST. RTO, BHALKI	11086	394	11480	104937	2321	107258	116023	2715	118738
40	KA40	RTO, CHIKKABALLAPURA	19426	4320	23746	173248	19614	192862	192674	23934	216608
41	KA41	RTO, JNANABHARATHI	37753	3759	41512	463058	119797	582855	500811	123556	624367
42	KA42	RTO, RAMANAGARA	23908	317	24225	219109	14420	233529	243017	14737	257754
43	KA43	ASST. RTO, DEVANAHALLI	4568	244	4812	117581	9168	126749	122149	9412	131561
44	KA44	ASST. RTO, TIPTUR	13662	5266	18928	131498	19856	151354	145160	25122	170282
45	KA45	ASST. RTO, HUNSUR	4448	559	5007	192251	14522	206773	196699	15081	211780
46	KA46	ASST. RTO, SAKALESHPURA	2756	615	3371	84982	9765	94747	87738	10380	98118
47	KA47	ASST. RTO, HONNAVARA	8476	37	8513	122831	8785	131616	131307	8822	140129
48	KA48	ASST. RTO, JAMAKHANDI	4809	43	4852	122202	4230	126432	127011	4273	131284
49	KA49	ASST. RTO, GOKAK	4523	45	4568	113901	5015	118916	118424	5060	123484
50	KA50	RTO, YELAHANKA	18038	1549	19587	262695	62734	325429	280733	64283	345016
51	KA51	RTO, ELECTRONIC CITY	46562	8065	54627	544086	96252	640338	590648	104317	694965
52	KA52	RTO, NELAMANGALA	16271	516	16787	217698	28800	246498	233969	29316	263285
53	KA53	RTO, KR PURAM	35559	825	36384	509317	112403	621720	544876	113228	658104
54	KA54	ASST. RTO, NAGAMANGALA	5820	245	6065	86015	5261	91276	91835	5506	97341
55	KA55	RTO, MYSORE EAST	10901	162	11063	183383	35805	219188	194284	35967	230251
56	KA56	ARTO, BASAVAKALYAN	5490	66	5556	53759	1062	54821	59249	1128	60377
57	KA59	RTO, CHANDAPURA	866	28	894	63396	7195	70591	64262	7223	71485
58	KA63	RTO, DHARAWAD EAST	2745	19	2764	64668	9185	73853	67413	9204	76617
59	KA64	ARTO, MADHUGIRI	7744	225	7969	108172	4266	112438	115916	4491	120407
60	KA65	ARTO, DANDELI	707	10	717	37159	3090	40249	37866	3100	40966
61	KA66	ARTO, TARIKERE	2612	114	2726	49248	4141	53389	51860	4255	56115
62	KA67	ARTO, CHINTAMANI	123	1	124	24158	2168	26326	24281	2169	26450
63	KA68	ARTO, RANIBENNUR	1092	3	1095	30288	1675	31963	31380	1678	33058
64	KA69	ARTO, RAMADURGA	23	0	23	16261	319	16580	16284	319	16603
65	KA70	ARTO, BANTWALA	2921	26	2947	74065	19603	93668	76986	19629	96615
66	KA71	ARTO, ATHANI	1	0	1	18312	623	18935	18313	623	18936
Grand Total			1655719	104378	1760097	16747898	2482712	19230610	18403617	2587090	20990707

#### 40.2 STATEMENT SHOWING THE DETAILS OF CONDUCTOR LICENCE ISSUED IN KARNATAKA DURING THE YEAR 2021-22

S.No	Name Of The RTO Office	Male	Female	Total
1	KA01 RTO BANGALORE (CENTRAL), HSR LAYOUT	30	1	31
2	KA02 RTO BANGALORE (WEST), RAJAJINAGAR	185	27	212
3	KA03 RTO BANGALORE (EAST), KASTURI NAGAR	22	3	25
4	KA04 RTO BANGALORE (NORTH), YESHWANTHPUR	50	9	59
5	KA05 RTO BANGALORE (SOUTH), JAYANAGAR	113	14	127
6	KA06 RTO, TUMKUR	168	36	204
7	KA07 RTO, KOLAR	667	28	695
8	KA08 RTO, KGF	170	3	173
9	KA09 RTO, MYSURU WEST	240	8	248
10	KA10 RTO, CHAMARAJ NAGAR	240	4	244
11	KA11 RTO, MANDYA	568	28	596
12	KA12 RTO, MADEIKERI	43	1	44
13	KA13 RTO, HASSAN	754	19	773
14	KA14 RTO, SHIVAMOGGA	112	6	118
15	KA15 ASST. RTO, SAGAR	6	0	6
16	KA16 RTO, CHITRADURGA	187	33	220
17	KA17 RTO, DAVANAGERE	383	19	402
18	KA18 RTO, CHICKMAGALUR	202	5	207
19	KA19 RTO, MANGALORE	34	0	34
20	KA20 RTO, UDUPI	40	0	40
21	KA21 RTO, PUTTUR	46	0	46
22	KA22 RTO, BELAGAVI	159	13	172
23	KA23 RTO, CHIKKODI	188	22	210
24	KA24 ASST. RTO, BAILHONGAL	346	18	364
25	KA25 RTO, DHARWAD	388	21	409
26	KA26 RTO, GADAG	618	51	669
27	KA27 RTO, HAVERI	169	13	182
28	KA28 RTO, VIJAYAPUR	1426	58	1484
29	KA29 RTO, BAGALKOT	568	35	603
30	KA30 RTO, KARWAR	29	0	29
31	KA31 RTO, SIRSI	69	4	73

32	KA32	RTO, GULBARGA	758	19	777
33	KA33	RTO, YADAGIRI	221	7	228
34	KA34	RTO, BELLARY	48	4	52
35	KA35	RTO, HOSPET	104	11	115
36	KA36	RTO, RAICHUR	414	30	444
37	KA37	RTO, KOPPAL	197	17	214
38	KA38	RTO, BIDAR	153	13	166
39	KA39	ASST. RTO, BHALKI	207	9	216
40	KA40	RTO, CHIKKABALLAPURA	310	21	331
41	KA41	RTO, JNANABHARATHI	92	15	107
42	KA42	RTO, RAMANAGARA	250	12	262
43	KA43	ASST. RTO, DEVANAHALLI	42	3	45
44	KA44	ASST. RTO, TIPTUR	223	26	249
45	KA45	ASST. RTO, HUNSUR	347	18	365
46	KA46	ASST. RTO, SAKALESHPURA	75	0	75
47	KA47	ASST. RTO, HONNAVARA	118	15	133
48	KA48	ASST. RTO, JAMAKHANDI	70	7	77
49	KA49	ASST. RTO, GOKAK	173	14	187
50	KA50	RTO, YELAHANKA	23	4	27
51	KA51	RTO, ELECTRONIC CITY	45	6	51
52	KA52	RTO, NELAMANGALA	70	10	80
53	KA53	RTO, KR PURAM	82	3	85
54	KA54	ASST. RTO, NAGAMANGALA	92	5	97
55	KA55	RTO, MYSORE EAST	89	3	92
56	KA56	ARTO, BASAVAKALYAN	82	4	86
57	KA59	RTO, CHANDAPURA	22	1	23
58	KA63	RTO, DHARAWAD EAST	179	10	189
59	KA64	ARTO, MADHUGIRI	148	19	167
60	KA65	ARTO, DANDELI	12	1	13
61	KA66	ARTO, TARIKERE	45	7	52
62	KA67	ARTO, CHINTAMANI	98	3	101
63	KA68	ARTO, RANIBENNUR	136	8	144
64	KA69	ARTO, RAMADURGA	190	10	200
65	KA70	ARTO, BANTWALA	24	0	24
66	KA71	ARTO, ATHANI	30	3	33
TOTAL			13389	817	14206

## 40.3 STATEMENT SHOWING THE DETAILS OF DRIVING LICENCE ISSUED IN THE KARNATAK STATE

Year	AUTHORISED TO DRIVE PUBLIC SERVICE VEHICLES (PROFESSIONAL)			NON-PROFESSIONAL			TOTAL		
	MALE	FEMALE	TOTAL	MALE	FEMALE	TOTAL	MALE	FEMALE	TOTAL
	1	2	3 (1+2)	4	5	6 (4+5)	7	8	(7+8)
31.03.2020	1638813	104088	1742901	14352930	2085449	16438379	15991743	2189537	18181280
2020-21	4666	69	4735	1164851	181345	1346196	1169517	181414	1350931
31.03.2021	1643479	104157	1747636	15517781	2266794	17784575	17161260	2370951	19532211
31.03.2021	1655719	104378	1760097	16747898	2482712	19230610	18403617	2587090	20990707
2021-22	98	3	101	1097410	201071	1298481	1097508	201074	1298582

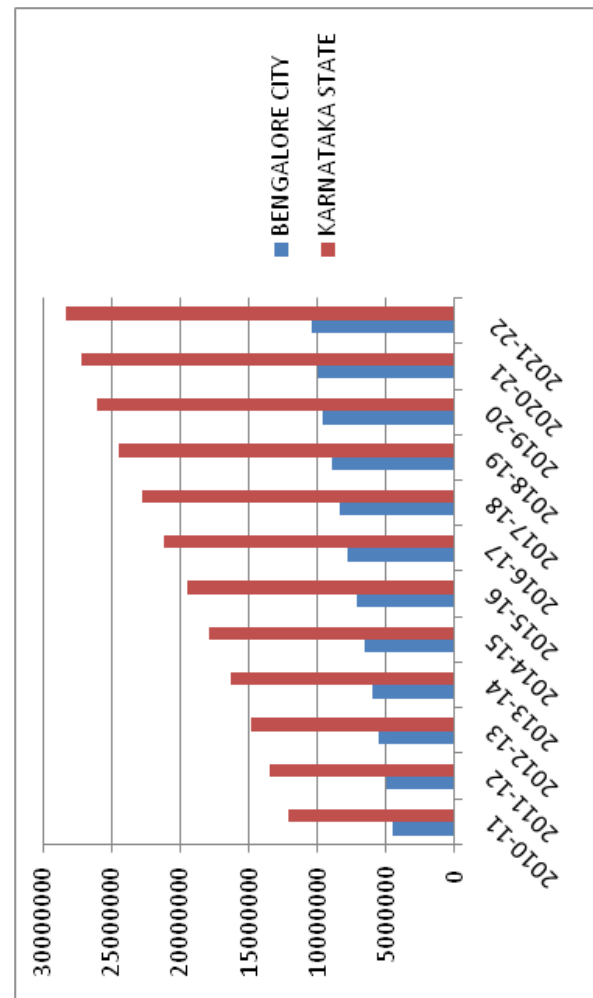
## 40.4 STATEMENT SHOWING THE DETAILS OF CONDUCTOR LICENCE ISSUED IN THE KARNATAKA

CONDUCTOR LICENCE AT THE END OF 31-03-2021			CONDUCTOR LICENCE ISSUED DURING 2021-22			CONDUCTOR LICENCE AT THE END OF 31-03-2022		
1	2	3(1+2)	4	5	6(4+5)	7	8	9(7+8)
MALE	FEMALE	TOTAL	MALE	FEMALE	TOTAL	MALE	FEMALE	TOTAL
85967	4032	89999	13389	817	14206	99356	4849	104205



41. The details of vehicle registered from last 12 years (2010-11 to 2021-22) in Bangalore City and Karnataka state.

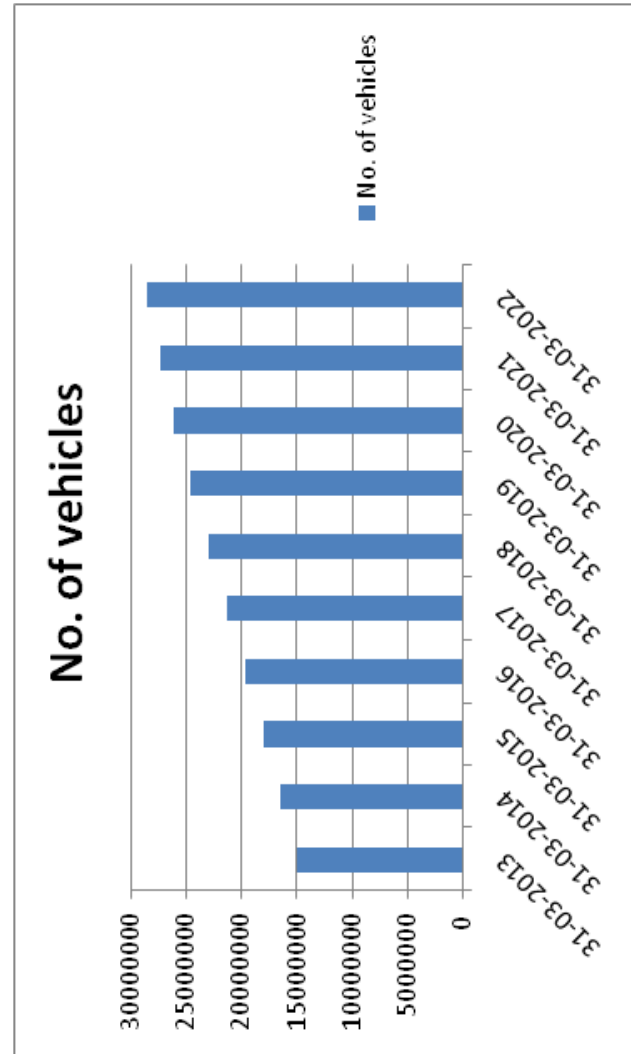
YEAR	BENGALURU CITY	KARNATAKA STATE
2010-11	4548048	12206782
2011-12	5033002	13528553
2012-13	5526860	14938915
2013-14	6022821	16378930
2014-15	6575589	17958850
2015-16	7161476	19588128
2016-17	7785949	21240804
2017-18	8364274	22841111
2018-19	9027416	24541987
2019-20	9638362	26117614
2020-21	10010588	27274117
2021-22	10409289	28424452





#### 42. TOTAL VEHICLES REGISTREDIN KARNATAKA STATE FOR LAST TEN YEARS.

As on	No. of vehicles
31-03-2013	14938915
31-03-2014	16378930
31-03-2015	17958850
31-03-2016	19588128
31-03-2017	21240804
31-03-2018	22841111
31-03-2019	24541987
31-03-2020	26117614
31-03-2021	27274117
31-03-2022	28424452



#### 43. The revenue collected and expenditure incurred by the Transport Department for the last 10 years

Year	Revenue target	Revenue collected
2011-12	2710.39	2985.07
2012-13	3166.67	3566.92
2013-14	3783.67	3671.09
2014-15	3984.00	4145.00
2015-16	4397.07	4608.58
2016-17	5026.78	5262.41
2017-18	5561.62	5954.03
2018-19	6167.61	6205.93
2019-20	6601.96	6348.92
2020-21	5518.45	5606.99
2021-22	6986.80	6747.23





ಸಾರಿಗೆ ಇಲಾಖೆ  
TRANSPORT DEPARTMENT



**ಆಯುಕ್ತರು, ಸಾರಿಗೆ ಮತ್ತು ರಸ್ತೆ ಸುರಕ್ಷತೆ**

1ನೇ ಮಹಡಿ, ಟಿಟಿಎಂಸಿ ಕಟ್ಟಡ, 'ಎ' ಬ್ಲಾಕ್, ಕೆ.ಹೆಚ್. ರಸ್ತೆ

ಶಾಂತಿನಗರ, ಬೆಂಗಳೂರು-560027

**Commissioner for Transport and Road Safety**

1st floor, TTMC Building, 'A' Block, K. H. Road

Shanthinagar, Bengaluru-560 027

Phone: 080 22214900

website: [www.transport.karnataka.gov.in](http://www.transport.karnataka.gov.in)

email: [transcom@nic.in](mailto:transcom@nic.in)