


No. : DES 22 OF 2024



Government of Karnataka

ANNUAL REPORT  
ON  
THE REGISTRATION  
OF  
BIRTHS AND DEATHS ACT, 1969  
2023



Office of  
The Chief Registrar of Births & Deaths  
and  
Directorate of Economics and Statistics  
Karnataka, Bengaluru



## P R E F A C E

Registration of Births and Deaths Act, 1969 (Central Act No. 18/1969) envisages uniform procedure for registration of vital events throughout the Country. Sections 4(4) and 19(2) of the Act lay down that the Chief Registrar of Births and Deaths in the State has to prepare an Annual Report on the implementation of the Act and submit the same to both Union and State

The present Report is the 53<sup>rd</sup> in the series since the commencement of the enforcement of Act in the State in 1970 and 23<sup>rd</sup> volume after the amendment of the Karnataka Registration of Births and Deaths Rules brought into force on 1<sup>st</sup> January 2000 in the entire State of Karnataka.

The statistical tables in this Annual Report – 2023 are in accordance with the model tables defined in the KRBD Rules, 1999 and are in accordance with the instructions of the Registrar General of India.


I hope that information in this Report will facilitate the needs of data users and planners of the health related programs, particularly the information with respect to deaths is anticipated to be more useful for researchers in their analytical studies.

I wish to place on record my thanks and acknowledge the co-operation extended by the registering functionaries and all the connected authorities at various levels. My special thanks to National Informatics Centre (NIC) officers/ staff.

My sincere thanks are also placed on record for the efforts made by Sri.Chikkabeeraiah S.K, Joint Chief Registrar of Births and Deaths, Sri. Honnaraju G, Deputy Chief Registrar, Smt.Dakshayini. R, Assistant Chief Registrar, Smt.Soumya N.S, Statistical Inspector, Sri. Madhu Kumar. M.B, Programme Co-ordinator and Smt.Shobha. M, Programmer who is expert in eJanMa matters, under the overall supervision and guidance of Sri. Basanagouda, Chief Registrar of Birth and Death in bringing out this report.

Suggestions are gladly welcome for the improvement of this report.

Place: Bengaluru  
Date: 25.07.2024

  
(Chandrashekar Gudi) 25/7/2024  
Director (T/C)  
Directorate of Economics and Statistics



## MESSAGE

The Annual Report on the Registration of Births and Deaths Act, 1969 report-2023, which forms the statistical tables. Which are in accordance with the model tables defined in the KRBD Rules, 1999 and are in accordance with the instructions of the Registrar General of India.

The statistics in this Report will facilitate the needs of data users and planners of the health related programs, particularly the information with respect to deaths is anticipated to be more useful for researchers in their analytical studies.

My sincere thanks for the efforts made by National Informatics Centre (NIC) officers/ staff in providing technical assistance in generating the reports in e-JanMa (electronic-Janana Marana) as per the Act and Rules, Smt. Chandrakala S Bhat, Senior Technical Director, Sri. Shree Kumar, Senior Technical Director, Mr. Chinnan K, Senior Programmer, Smt. Madhura. M.M, Programmer and Kum. Kavipriya, Programmer under the overall supervision and guidance of Sri. P.V. Bhat, National Informatics Officer in bringing out this report.

I am glad to publish this report prepared by officers and staff of Civil Registration, National Building Organization and Local bodies Division of Directorate of Economics and Statistics.

Any suggestions for the improvement of this publication are most welcome.

Place: Bengaluru

Date: 26. VII. 2024



(Basana Gouda)

Chief Registrar of Births & Deaths  
Karnataka



## Summary of Annual Report on the RBD Act, 1969 - Year 2023

Sector/Events	Urban	Rural	Total
<b><i>Birth</i></b>			
Number of registered Births	865661	150880	1016541
Number of registered Male Births	447652	78743	526395
Number of registered Female Births	418009	72137	490146
Sex Ratio	934	916	931
Number of Institutional Births	848967	115551	964518
Percentage of Institutional Births	98.07	76.58	94.88
Birth Rate	11.38	16.59	14.27
<b><i>Death</i></b>			
Number of registered Deaths	254026	285251	539277
Number of registered Male Deaths	154348	164537	318885
Number of registered Female Deaths	99678	120714	220392
Number of Institutional Deaths	118617	15981	134598
Percentage of Institutional Deaths	46.69	5.60	24.96
Death Rate	8.17	7.58	7.84
<b><i>Infant Death</i></b>			
Number of registered Infant Deaths	8323	167	8490
Number of registered Infant Male Deaths	4843	78	4921
Number of registered Infant Female Deaths	3480	89	3569
Number of Institutional Infant Deaths	8323	167	8490
Percentage of Institutional Infant Deaths	100.00	100.00	100.00
Infant Death Rate	22.70	0.26	8.23
<b><i>Maternal Death</i></b>			
Number of registered Maternal Deaths	34	1	35
Number of Institutional Maternal Deaths	34	1	35
Percentage of Institutional Maternal Deaths	100.00	100.00	100.00
<b><i>Still Birth</i></b>			
Number of registered Still Births	2890	56	2946
Number of registered Male Still Births	1505	33	1538
Number of registered Female Still Births	1385	23	1408
Number of Institutional Still Births	2890	56	2946
Percentage of Institutional Still Births	100.00	100.00	100.00
Still Birth Rate	8.01	0.09	2.92

<b>CONTENTS</b>		<b>Page No.</b>
<b>I</b>	<b>Annual report on the working of the Registration of Births &amp; Deaths Act, 1969, for the year 2023.</b>	<b>i to xi</b>
<b>II</b>	<b>Districtwise Registered Births, Deaths, Infant Deaths, Still Births and Rates(Rural &amp; Urban) - 2023.</b>	<b>1-3</b>
<b>III</b>	<b>Graphical Representation of Birth Rate and Death Rate -2023.</b>	<b>4-5</b>
<b>IV</b>	<b>Vital Statistical Tables of Karnataka-2023</b>	
<b>Table No.</b>	<b>CONTENTS</b>	<b>Page No.</b>
Table-A-1	Population, Registration Units, Monthly Returns Due and Received (Rural Areas) -2023.	<b>6</b>
Table-A-2	Population, Registration Units, Monthly Returns Due and Received (Urban Areas) -2023.	<b>7</b>
Table-B-1	Live Births by Place of Occurrence, Districts (Rural & Urban) and Towns with Population one Lakh and above-2023.	<b>8-10</b>
Table-B-2	Live Births by Place of Residence, Districts (Rural & Urban) and Towns with Population one Lakh and above-2023.	<b>11-13</b>
Table-B-3	Time Gap in Registration of Live Births (Rural & Urban)-2023.	<b>14</b>
Table-B-4	Live Births by Sex and Month of Occurrence-2023.	<b>15-17</b>
Table-B-5	Live Births by Type of Attention at Delivery(Rural & Urban)-2023.	<b>18</b>
Table-B-6	Live Births by Method of Delivery and Type of Institution for Institutional Births (Rural & Urban)-2023.	<b>19</b>
Table-B-7	Live Births by Age of the Mother and Birth Order(Rural &Urban)-2023.	<b>20</b>
Table-B-8	Live Births by Birth Order and Age of the Mother for towns with population one lakh and above-2023.	<b>21-26</b>
Table-B-9	Live Births by Age and Level of Education of the Mother (Rural & Urban)-2023.	<b>27</b>
Table-B-10	Live Births by Level of Education of the Father and Birth Order (Rural & Urban)-2023.	<b>28</b>
Table-B-11	Live Births by Level of Education of the Mother and Birth Order (Rural & Urban)-2023.	<b>29</b>
Table-B-12	Live Births by Age of Mother and Birth Order for each Level of Education of the Mother (Rural )-2023.	<b>30-31</b>
Table-B-13	Live Births by Age of Mother and Birth Order for each Level of Education of the Mother (Urban)-2023.	<b>32-33</b>
Table-B-14	Live Births by Age of Mother, Birth Order and Religion of the Family (Rural)-2023.	<b>34-35</b>
Table-B-15	Live Births by Age of Mother, Birth Order and Religion of the Family (Urban)-2023.	<b>36-37</b>
Table-B-16	Live Births by Occupation of the Father and Birth Order (Rural & Urban)-2023.	<b>38</b>
Table-B-17	Live Births by Occupation of the Mother and Birth Order (Rural & Urban)-2023.	<b>39</b>
Table-B-18	Live Births by Duration of Marriage of the Mother and Birth Order (Rural & Urban)-2023.	<b>40</b>



<b>CONTENTS</b>		<b>Page No.</b>
Table-B-19	Live Births by Duration of Marriage and Age of the Mother (Rural & Urban)-2023.	<b>41</b>
Table-B-20	Live Births by Duration of pregnancy and Birth Weight (Rural & Urban)-2023.	<b>42</b>
Table-B-21	Live Births by Age of Mother and Birth Weight (Rural & Urban)-2023.	<b>43</b>
Table-B-22	Live Births by Birth Order and Birth Weight (Rural & Urban)-2023.	<b>44</b>
Table-B-23	Live Births by Method of Delivery and Age of the Mother (Rural & Urban)-2023.	<b>45</b>
Table-D-1	Deaths by Place of Occurrence, Districts (Rural & Urban) and Towns with Population one Lakh and above -2023.	<b>46-48</b>
Table-D-2	Deaths by Place of Residence, Districts (Rural & Urban) and Towns with Population one Lakh and above -2023.	<b>49-51</b>
Table-D-3	Time Gap in Registration of Deaths (Rural & Urban)-2023.	<b>52</b>
Table-D-4	Deaths by Sex and Month of Occurance-2023.	<b>53-55</b>
Table-D-5	Deaths by Type of Attention at Death(Urban & Rural)-2023.	<b>56</b>
Table-D-6	Deaths by Age,Sex and Religion of the deceased(Urban & Rural)-2023.	<b>57</b>
Table-D-7	Deaths by Age, Occupation and Sex(Rural)-2023.	<b>58</b>
Table-D-8	Deaths by Age, Occupation and Sex( Urban)-2023.	<b>59</b>
Table-D-9	Deaths by Age, Occupation and Sex( All Areas)-2023.	<b>60</b>
Table-D-10	Deaths by Cause of Death, Age and Sex for all Deaths Medically Certified or Not -2023.	<b>61-70</b>
Table-D-11	Deaths by Cause of Death, Age and Sex for Medically Certified Deaths-2023.	<b>71-80</b>
Table-D-12	Infant Deaths by Place of Occurrence, Districts (Rural & Urban) and Towns with Population one lakh and above -2023.	<b>81-83</b>
Table-D-13	Infant Deaths by Place of Residence, Districts(Rural & Urban) and Towns with Population one lakh and above -2023.	<b>84-86</b>
Table-D-14	Infant Deaths by Age & Sex(Rural & Urban) -2023.	<b>87</b>
Table-D-15	Pregnancy Related Deaths by Age Group of the Deceased and Cause of Death for Medically Certified Deaths(Rural&Urban) -2023.	<b>88</b>
Table-D-16	Pregnancy Related Deaths by Age Group of the Deceased and Cause of Death for all deaths Medically Certified or not(Rural & Urban) -2023.	<b>89</b>
Table-D-18	Pregnancy Related Deaths by Age and Occupation (Rural & Urban) -2023.	<b>90</b>
Table-D-19	Deaths by Selected Cause of Death,Age,Sex and Habits(Rural)-2023.	<b>91-144</b>
Table-D-20	Deaths by Selected Cause of Death,Age,Sex and Habits(Urban)-2023.	<b>145-194</b>
Table-D-21	Deaths by Selected Cause of Death,Age,Sex and Habits(All Areas)-2023.	<b>195-253</b>

<b>CONTENTS</b>		<b>Page No.</b>
Table-S-1	Still Births by Place of Occurrence in Districts(Rural & Urban)-2023.	<b>254-256</b>
Table-S-2	Still Births by Place of Residence in Districts(Rural & Urban)-2023.	<b>257-259</b>
Table-S-3	Still Births by Sex and Age of Mother (Rural & Urban)-2023.	<b>260</b>
Table-S-4	Still Births by Sex and Duration of Pregnancy (Rural & Urban)-2023.	<b>261</b>
Table-S-5	Still Births by Type of Attention Received at Delivery (Rural & Urban) - 2023.	<b>262</b>
Table-S-6	Still Births by Cause of Still Births and Age of Mother (Rural & Urban)-2023.	<b>263-271</b>
Table-S-7	Still Births by Duration of Pregnancy and Age of Mother (Rural & Urban)-2023.	<b>272</b>

## **REPORT ON THE WORKING OF THE REGISTRATION OF BIRTH & DEATH ACT, 1969 IN KARNATAKA FOR THE YEAR 2023**

### **1. STATE PROFILE:**

The State of Karnataka is located within 11°30' North and 18°30' North latitudes and 74° East and 78°30' East longitude. It is situated on a tableland where the Western and Eastern Ghats ranges converge into the Nilgiri hill complex, in the western part of the Deccan Peninsular region of India. The State is bounded by Maharashtra and Goa States in the north and northwest; the Arabian Sea in the west; Kerala and Tamil Nadu States in the south and the State of Andhra Pradesh and Telangana in the east.

The state covers an area of 191,791 square kilometers (74,122 sq miles), or 5.83% of the total geographical area of India. Geographically, the state is divided into 3 principal regions: the coastal region of Karavali, the hilly Malenadu region comprising the Western Ghats and the Bayaluseeme region comprising the plains of the Deccan plateau.

After Indian independence, Maharaja Jayachamarajendra Wodeyar acceded the princely state of Mysore to India. In 1950, Mysore became an Indian state. Following the long-standing demand of the Ekikarana Movement, Kodagu and Kannada-speaking regions from the adjoining states of Madras, Hyderabad and Bombay were incorporated into the Mysore state, under the States Reorganization Act of 1956. Thus expanded state was renamed Karnataka, seventeen years later, in 1973.

Karnataka now has 31 districts and 4 administrative divisions. Districts are administered by Deputy Commissioners, and divisions are administered by a Regional Commissioners: Bangalore is the capital of the state.

### **2. ADMINISTRATIVE SET UP OF THE REGISTRATION MACHINERY AT VARIOUS LEVELS:**

**2.1** The Registration of Births & Deaths Act, 1969 (Central Act no. 18 of 1969) came into force in the State with effect from 1st April, 1970. The Karnataka Registration of Births & Deaths Rules, 1970 were framed & issued by Government of Karnataka vide Government Notification No. PD 172 PST (1) 69 dated the fifteenth December, 1970, effective from 1st January, 1971. These rules subsequently were amended in December, 1999 as per the instructions and guidelines of Registrar General, India through the Gazette Notification No. PDS 208 SMC 99 Dated 30.12.1999. Revamped system of Registration of Births and Deaths is in force in Karnataka since the first day of January, 2000.

**2.2 STATE LEVEL:** As per the Hon'ble Supreme Court order No: writ petition (Civil) 37 of 2009 date.20.09.2010, the Government of Karnataka have appointed full time Chief Registrar of Births & Deaths for the State of Karnataka [No. PD 133 SMC 2013 DT 25-9-2013]. The Joint Director, the Deputy Director & the Assistant Director in charge of Civil Registration as the Ex-Officio Joint Chief Registrar of Births and Deaths [No. PD 48 PST 82(1) DT 2-11-82], Ex-Officio Deputy Chief Registrar of Births and Deaths [No. PD 172 PST (3) 69 DT 15.12.70] & the Ex-Officio Assistant Chief Registrar of Births and Deaths [No. PD 48 PST 82(2) DT 2-11-82] respectively to assist the Chief Registrar.

The Chief Registrar is the Chief Executive Authority in the State for the implementation and monitoring of the Act, Rules & the orders issued there under. In the process, he/she has to motivate, direct, co-ordinate, synchronize & supervise the work of registration in the State in accordance with the instructions of the State & Central Governments.

**2.3 DISTRICT LEVEL:** At the district level, the Deputy Commissioner in charge of the revenue district is the District Registrar and the District Statistical Officer of the Directorate of Economics & Statistics is the Additional District Registrar [vide notification no. PD 172 PST (4) 69 dated 15.12.1970. The registration machinery in urban & rural areas is briefly outlined below [vide notification no. IFS 316 SMM 90 dated 15.03.1993].

**2.3.1 RURAL AREAS:** Village Accountant of the Revenue Department has been appointed as the Registrar of births & deaths for the villages comes under his jurisdiction. Each of the revenue village under him is a Registration Unit.

**2.3.2 URBAN AREAS:** In urban areas, the City Corporations/City Municipal Councils//Town Municipal Councils/Notified Area Committees/Project Areas/Sanitary Boards etc., Health Officers/Medical Officers/Health Inspectors/Sanitary Inspectors are the Registrars. In some large cities/towns, Sub-Registrars of Births and Deaths have been appointed for different areas to decentralize the work and make the centre more easily accessible to the public.

As per the orders of the Hon'ble Supreme Court of India Sub-Registration units were also opened in the District Hospitals, Taluk Hospitals & Community Health Centers/ Primary Health Centers in which Medical officers are sub registrars.

### **3. REGISTRATION PROCEDURE:**

**3.1 GENERAL:** The Registration of Births, Deaths and Still Births is compulsory and free under the RBD Act, 1969 and rules framed there under. According to the Act, it is the mandatory duty of the head of the household (the head being the person who is so recognized by the household) and if he is not present in the house, the nearest relative of the head present in the house and in the absence of any such person, the oldest adult person present in the house, to report the occurrence in the house of any live birth or still birth or death. In case of births and deaths in a hospital, nursing home or other such institution, the Medical Officer in charge or any person authorized by him; in respect of births and deaths in a jail, the Jailor in charge; in respect of births and deaths in hostel, boarding house, choultry or other such institution, the person in charge thereof; in respect of any new-born child or dead body found in the public place, the headman or other corresponding officer of the village in case of a village and the officer in charge of the local police station are designated as persons responsible to report their occurrence to the concerned local registrar. As per Karnataka Registration of Births & Deaths Rules, 1999 (with effect from 1.1.2000), all births, still births and deaths are to be reported within 21 days of its occurrence to the Registrar/Sub-registrar of the concerned local areas.

**3.2** The prescribed information for registration of birth, still birth and death is required to be given in live birth report form (form no. 1), Still birth report form (form no. 3) and Death report form (form no.2) as the case may be.

**3.3 Registration** of Births and Deaths is being carried out in the State using the web-based application called e-JanMa software developed by NIC. In 2014 Aug eJanMa is implemented on pilot phase for Bengaluru Urban district Anekal Taluk, and rolled out in all over Karnataka phased manner in 2015, subsequently in urban area Govt. hospitals had been implemented from July 2015, in Bruhat Bengaluru Mahanagara Palike rolled out eJanMa application from April 2018 and All other Urban Local Bodies are integrated with eJanMa from 02.07.2018, with this eJanMa is the single software using for registration of births and deaths across the state.

**3.4** As soon as the registration of a birth or death is completed, the Registrar has to issue the certificate in Form No.5 or 6, as the case may be, containing the essential particulars of the event at free of cost to the applicant under Sec. 12 of the RBD Act, 1969. Additional copies

of the birth/death certificates may be obtained on payment of Rs. 5 per copy under Sec.17 of the RBD Act.

**3.5** Where the birth of any child had been registered without a name, the parents or guardian of such a child may approach the Registrar for inclusion of the name of the child in the birth register, after the child is named, at free of cost within 12 months from the date of registration. After one year but within a period of 15 years, the name can be entered on payment of Rs. 5 as late fee. For the events registered before the commencement of the rule, as per the instruction of the Registrar General of India, the period for inclusion of name of the child in Birth Register has been extended for the period of five years from the date of commencement of KRBD Rules (Amendment) 2022.

#### **4. SUBMISSION OF REPORTS FROM THE REGISTRARS:**

**4.1** By using the statistical information entered in e-JanMa software the annual report on the working of the RBD Act is prepared.

#### **5. GENERAL RESPONSE OF THE PUBLIC**

The response from the public is steadily on the rise since, lately; birth certificates are in demand in the schools for admission and death certificates for all personal claims. Publicity measures are also yielding significant results since the last decade. The table on vital events registered from 1971 to 2023 indicates the extent of Registration of births and deaths. The percentage of Civil Registration System (CRS) rates to Sample Registration System (SRS) rates are also provided in the following table.

### VITAL EVENTS REGISTERED FROM 1971 TO 2023

Year	Number of vital events registered			Vital rates		Percentage of CRS rates to SRS rates	
	Live births	Still births	Deaths	Births	Deaths	Births	Deaths
1	2	3	4	5	6	7	8
1971	469226	9966	176160	16.00	6.00	50.50	40.60
1972	484616	13312	179593	16.10	6.00	51.10	47.20
1973	463130	11970	193725	14.94	6.24	51.70	50.30
1974	435353	10612	166102	13.74	5.24	49.10	48.10
1975	453444	10689	171857	13.97	5.29	50.40	48.10
1976	454851	10713	176061	13.68	5.30	46.40	45.30
1977	459473	9828	175824	12.92	5.17	48.20	46.20
1978	427336	4991	155489	12.22	4.44	42.00	37.30
1979	455668	7714	163296	12.82	4.59	44.70	45.00
1980	460295	7673	87556	12.68	2.41	45.90	25.10
1981	466387	7036	150526	12.56	4.06	44.40	44.60
1982	480337	4420	150008	12.66	3.96	45.40	43.00
1983	406812	5921	224115	10.51	3.21	36.10	34.50
1984	439892	6472	132568	11.14	3.35	36.80	35.00
1985	484334	2373	154186	12.03	3.83	40.60	43.50
1986	564500	5739	162700	13.65	3.93	47.40	45.20
1987	564015	4897	154018	13.40	3.66	46.40	42.10
1988	641846	5276	195787	14.98	4.57	52.20	51.90
1989	673287	4734	199766	17.68	5.09	63.10	57.80
1990	780496	5736	209873	17.61	4.73	62.90	58.40
1991	792291	4938	240206	17.65	5.35	65.60	59.40
1992	827188	5551	215666	18.00	4.69	68.50	55.20
1993	860471	3949	257133	18.34	5.48	71.90	68.50
1994	886320	5236	282180	21.60	6.90	86.70	83.10
1995	996077	5656	325279	20.34	6.64	84.40	87.40
1996	1028112	5415	336535	20.54	6.61	89.34	86.92
1997	1031329	4545	350264	20.17	6.85	88.86	90.14
1998	1042256	4213	374400	20.00	7.16	90.67	90.71
1999	997649	4473	346451	18.68	6.48	83.78	84.26

### VITAL EVENTS REGISTERED FROM 1971 TO 2023

Year	Number of vital events registered			CRS Vital rates		Percentage of CRS rates to SRS rates	
	Live births	Still births	Deaths	Births	Deaths	Births	Deaths
1	2	3	4	5	6	7	8
2000	1009716	5472	351736	20.04	6.98	91.07	89.48
2001	1017224	4557	365181	19.51	7.00	87.88	92.15
2002	973653	4187	355662	18.85	6.89	85.29	95.69
2003	1001749	3628	359661	19.31	6.93	88.58	96.25
2004	988520	3943	343644	18.82	6.54	90.05	94.78
2005	1007868	4538	364415	18.51	6.69	89.85	94.23
2006	1046531	5091	387604	18.95	7.02	94.28	98.87
2007	1046424	5526	381890	18.95	6.92	95.23	94.79
2008	1082450	5069	372062	19.30	6.63	97.47	89.59
2009	1076383	5729	373290	19.05	6.61	97.69	91.81
2010	1071518	6587	381743	18.29	6.51	95.26	91.69
2011	1108562	6940	384745	18.72	6.50	99.47	91.55
2012	1124490	6524	407015	18.62	6.74	100.00	94.93
2013	1068671	5708	413635	17.54	6.79	95.85	97.00
2014	1087530	5685	411533	17.21	6.51	94.04	93.00
2015	1053248	5067	393731	16.44	6.15	94.92	96.23
2016	1107258	4477	420774	16.42	6.28	100.00	100.00
2017	1099019	3781	481747	15.94	7.06	100.00	100.00
2018	1028934	4194	483511	14.62	6.96	94.04	100.00
2019	1047877	3156	508584	14.51	7.18	92.35	100.00
2020	988143	3326	551808	14.34	8.18	100.00*	100.00*
2021	899065	3195	666402	13.42	9.82	100.00*	100.00*
2022	1037182	3748	551327	14.69	8.07	100.00*	100.00*
2023	1016541	2946	539277	14.27	7.84	100.00*	100.00*

**Note:**

1. \* Expected birth rates are taken from population projections for India & States 2011-2036 report published by Census of India-2011, since 2023 SRS rates are not available.
2. From year 2015 to 2019 percentage of CRS rates to SRS rates are revised as per Annual registration of births and deaths reports published by RGI.



## **6. NOTIFICATION OF BIRTHS AND DEATHS:**

### **6.1 Notification pertaining to appointment of Notifiers.**

- (i) The Junior Health Assistants (Female), Other Health Workers, Dais (Birth Attendants), Nurses and other staff had been appointed as Notifiers (Govt. Notification No. PD 152 PST 79 dated 6/14-8-1979). Since there is no prescription of notification form in the revamped system, the notifies are required to fill the reporting form itself and get the signature of the informant and hand them over to the concerned registrar. Further, as per the Government Notification No. PD 02 SWP 2009 dated 11.11.2011, Headmasters of Government Primary Schools had been appointed as Notifiers.

### **6.2 Notification pertaining to Medical Certification of cause of death**

Government of Karnataka had issued a Notification, (No. PDS 146 SMC 2002, dated 25-10-2002) to bring all Government Hospitals, Private Hospitals and Nursing Homes in the State under the scheme of Medical Certification of Cause of Death.

### **6.3 Notification pertaining to Standardize of birth/death reporting forms/certificates**

- (i) To standardize the birth/death certificates, the Government of Karnataka had issued a Notification (No. PD 135 SMC 2006, dated.30.12.2006) amending the KRBD rules, 1999. The revised birth and death certificates and corresponding reporting forms (Form No. 1 & 2) and registers (Form No.7 & 8) have come into force from 1.1.2007 itself.
- (ii) To introduce birth reporting form 1A for recording adoptive child information, the Government of Karnataka had issued a Notification No. PD 59 SMC 2012, dated.30.5.2012 amending the existing rule 5(1) of KRBD rules, 1999.
- (iii) Government of Karnataka has issued a Notification No. PD 175 SMC 2013, dated.30.9.2013 amending the existing rule 5 to 8 of KRBD rules, 1999 for including additional column i.e., "Name of Wife" in death reporting form, death certificate and death register.
- (iv) Government of Karnataka has issued the Notification No. PD 35 SMC 2016, dated.24.05.2016 for recording Transgender information in forms 1, 1A, 2, 3, 4, 4A,11,12 and 13 amending the existing rules 5(1) of KRBD Rules, 1999.

### **6.4. Notification pertaining to inclusion of the name of child in the Birth Certificate.**

Government of Karnataka has issued a Notification No. PD 15 SMC 2021, dated.8.02.2021 extending the period for inclusion of the name of child in the birth certificate.

**6.5. Notification pertaining to reporting the Vital events occurred in a moving vehicle.**

For Reporting the Vital events occurred in a moving vehicle, Government of Karnataka has issued a Notification No. PD 264 SMC 2016, dated.03.11.2016 amending the existing rule 6 of KRBD Rules, 1999.

**6.6 Notification pertaining to include “Age and Contact details of Husband/Wife of deceased”**

Government of Karnataka has issued a Notification No. PD 150 SMC 2018, dated.4.7.2018 to include new columns “Age and Contact details of Husband/Wife of deceased” in the legal part of the death reporting form no.2.

**6.7 Notification pertaining to printing Births and Deaths Certificates in A4 size 70 GSM paper .**

Government of Karnataka has issued a Notification No. PDS 209 SMC 2020, dated.7.11.2020 for printing of Births and Deaths Certificates in A4 size 70 GSM. Provision has been made to the public to get Digitally signed Births and Deaths certificates in Seva Sindu Centres for the registered births and deaths events in e-janma software.

**7. PROGRESS IN THE MEDICAL CERTIFICATION OF CAUSE OF DEATH.**

As per the provision 10(3) of the Act, every Medical Practitioner has to issue a certificate as to the cause of death if he had attended the deceased at the time of his/her last illness. The scheme called the "**Medical Certification of Cause of Death**" is extended to the events in the 3619 hospitals (Including Private Hospitals) of the state during the year. The information is collected in Form No.4 for institutional deaths and in Form No. 4A for non-institutional deaths under this scheme.

**8. MAINTENANCE OF RECORDS:**

**8.1** Every register of birth, death and still birth shall be retained by the Registrar/Sub-registrar in his office for a period of 12 months after the end of the calendar year to which it relates and such register shall thereafter be transferred for safe custody to the Tahsildar in case of rural areas and Commissioner/Chief Officer of the Municipal Corporation/ Municipal Council/Project Officer of the Town/Cantonment Area in case of urban areas.

**8.2** Blank forms/registers prescribed for registration of births & deaths were printed in the Government Press and supplied to the Registrars through the District Statistical Officers and Ex-Officio Additional District Registrars of Births and Deaths, with an instruction to transfer the legal part of records after one year of the calendar year to the concerned as mentioned in Para 8.1 for their preservation as permanent records.

## **9. SEARCH OF BIRTH AND DEATH REGISTERS/ISSUE OF CERTIFICATES.**

**9.1** Certificates under section 12 were issued by the Registrar both in rural and urban areas. Under Section 17, they were normally issued by the concerned Tahsildars in case of rural areas and in the case of urban areas, certificates were issued by the Registrar/Chief Officers/Commissioners etc., of the Municipalities /Corporations.

**9.2** If any particular event of birth or death is not found registered, the Registrar shall issue a non-availability certificate in Form No.10 on being requested.

**9.3** The fees payable for a search to be made, an extract or a non-availability certificate to be issued under Section 17, shall be as follows.

a.	Search for a single entry in the first year for which the search is made.	Rs. 2.00
b.	For every additional year for which the search is continued	Rs. 2.00
c.	For granting extract relating to each birth or death	Rs. 5.00
d.	For granting non-availability certificate of birth or death	Rs. 2.00

### **9.4 CERTIFICATE ISSUED:**

During 2023, 1688144 Birth Certificates and 1444001 Death Certificates were issued.

## **10. DELAYED REGISTRATION.**

Section 13 of the RBD Act, 1969 and rule 9 of the KRBD Rules, 1999 lays down the procedure for registration of vital events reported after the expiry of stipulated normal reporting period i.e., 21 days.

<b>Sl. No.</b>	<b>Time limit for delayed registration</b>	<b>Formalities needed to observe</b>	<b>Late fee</b>
1	After expiry of normal reporting period but within 30 days of occurrence.	The Registrar.	Rs.2/- (Two)
2	After 30 days but within one year of occurrence.	Written permission of the Tahsildar/Commissioner/Chief Officer.	Rs.5/- (Five)
3	After one year of occurrence	An order made by Judicial Magistrate of First Class after verifying the correctness of the birth or death.	Rs.10/- (Ten)

A total of **403236** cases of delayed registration were reported (after the prescribed time of 30 days) of which **272533** (Rural-**80524** Urban-**192009** ) were births and **130703** (Rural-**68521** Urban-**62182** ) were deaths.

## **11. PROSECUTION AND COMPOUNDING OFFENCES.**

No prosecution was launched during the year. Penalization was avoided and improvement was attempted through educative, publicity/propaganda and persuasive measures.

## **12. DIFFICULTIES ENCOUNTERED IN THE IMPLEMENTATION OF THE ACT:**

- 1 Inadequacy of staff at all levels.
- 2 Lack of administrative authority to the Chief Registrar over registration functionaries.

## **13. INSPECTION, TRAINING AND MEETINGS OF REGISTRATION FUNCTIONARIES:**

### **13.1 INSPECTION ARRANGEMENT.**

Inspection of registration centers and registration record is important in ensuring qualitative and quantitative improvement of registration work. The District Registrars and Additional District Registrars were directed to conduct inspection of registration centers of rural as well as urban areas of their district. State level Officers were also conducted inspection. Besides these routine inspections, registration centers were inspected by the officials of Revenue Department also. 1989 inspections of the registration units were done by the District Statistical Officers of the Directorate and Officers/ Officials of the Revenue Department for the year 2023.

### **13.2 TRAININGS.**

125 trainings were conducted during 2023, District Statistical Officers conducted trainings to the registration functionaries in all the taluks and in Bruhat Bangalore Mahanagara Palike to improve the Civil Registration System. Detailed procedures of RBD Act and Rules, Clarifications and Discrepancies in filling up of reporting forms and use of e-JanMa software were also discussed in these trainings.

### **13.3 MEETINGS**

46 District Level Co-ordination Committee meetings were conducted in Districts under the Chairmanship of District Collectors to strengthen the Civil Registration System involving Stake holder departments. 424 Taluk level Co-ordination committee meetings were also conducted during the year 2023.

#### **14. PUBLICITY**

**14.1** A fully fledged help desk with toll free number **1800-425-6578** has been established for providing information on birth and death registration in e-JanMa software and to resolve the grievances for the public.

**14.2** To create awareness among the public regarding registration of Births and Deaths through e-JanMa Software, publicity on registration of Births and Deaths were made through Newspapers.

**14.3** During 2023, wide publicity regarding importance of registration of Births and Deaths were made through all publications published by Directorate of Economics and Statistics.

#### **15. PRINTING OF FORMS AND REGISTERS.**

The birth and death registration forms were got printed by the State Government Printing Press by free of cost and sufficient quantity of forms were supplied to all the districts by the Chief Registrar's Office.

#### **16. INTER DEPARTMENTAL CO-ORDINATION COMMITTEE.**

IDCC meeting has been conducted on **28.12.2023** under the chairmanship of Secretary to Government, Planning, Program Monitoring and Statistics Department.

#### **17. GENERAL REMARKS:**

About 525 clarifications on the legal aspects of the system were issued to the registration functionaries / general public in the State level.

-:-----\*\*\*\*\*-----:-

**DISTRICTWISE REGISTERED BIRTHS, DEATHS, INFANT DEATHS,  
STILL BIRTHS AND RATES URBAN-2023**

Sl. No	District	Birth		Death		Registered Infant Death	Still Birth	
		Registered	Rate	Registered	Rate		Registered	Rate
1	2	3	4	5	6	7	8	9
1	BAGALKOTE	36566	12.96	7452	10.52	150	193	16.69
2	BALLARI	28153	14.25	8116	9.29	575	195	12.36
3	BELAGAVI	62628	9.97	15633	10.45	543	36	7.06
4	BENGALURU RURAL	152749	12.02	72563	10.89	1463	81	4.74
5	BENGALURU URBAN	9295	8.20	2743	4.71	28	10	0.68
6	BIDAR	29899	19.72	4071	8.56	355	97	8.98
7	CHAMARAJANAGAR	7004	13.54	2123	16.12	24	33	21.86
8	CHIKKABALLAPURA	13333	11.51	2485	11.46	60	44	10.82
9	CHIKKAMAGALURU	12540	14.71	2398	15.32	6	61	16.84
10	CHITRADURGA	15991	12.19	4151	15.50	180	86	35.37
11	DAKSHINA KANNADA	30270	7.76	14412	8.16	456	154	9.23
12	DAVANAGERE	28683	13.82	8045	12.31	498	260	14.51
13	DHARWAD	34646	11.98	15444	10.32	917	310	13.32
14	GADAG	15292	14.25	4724	13.82	224	168	27.80
15	HASSAN	16925	11.65	5045	13.13	299	2	2.44
16	HAVERI	16796	12.97	3219	11.95	24	149	37.07
17	KALABURAGI	53033	26.44	8066	7.83	423	181	6.05
18	KODAGU	4452	17.19	893	17.95	6	0	6.07
19	KOLAR	17731	15.09	4586	10.35	163	43	5.29
20	KOPPALA	23777	14.03	3675	10.01	26	4	4.50
21	MANDYA	15272	13.26	4240	19.13	143	11	12.60
22	MYSURU	38667	12.91	16987	10.04	744	368	15.03
23	RAICHURU	36498	19.56	5201	11.00	68	52	5.29
24	RAMANAGARA	7204	10.24	2261	9.91	7	0	2.48
25	SHIVAMOGGA	29656	16.45	9113	13.33	337	31	3.94
26	TUMAKURU	28586	12.16	6100	12.97	146	103	10.67
27	UDUPI	12116	5.87	4878	8.52	100	79	22.38
28	UTTARA KANNADA	15917	13.69	3916	12.87	65	83	18.44
29	VIJAYANAGARA	13348	14.11	3282	10.71	3	27	14.31
30	VIJAYAPURA	42704	14.71	6340	7.04	290	29	4.71
31	YADGIRI	15930	21.95	1864	9.04	0	0	2.47
	<b>STATE</b>	<b>865661</b>	<b>11.38</b>	<b>254026</b>	<b>8.17</b>	<b>8323</b>	<b>2890</b>	<b>8.01</b>

**Note: Birth, Death and Still Birth rates are calculated on the basis of place of residence and Mid year projected population published by Census of India-2011.**

**DISTRICTWISE REGISTERED BIRTHS, DEATHS, INFANT DEATHS,  
STILL BIRTHS AND RATES RURAL-2023**

Sl. No	District	Birth		Death		Registered Infant Death	Still Birth	
		Registered	Rate	Registered	Rate		Registered	Rate
1	2	3	4	5	6	7	8	9
1	BAGALKOTE	4015	20.14	8513	6.23	4	2	0.07
2	BALLARI	5671	20.78	5363	6.16	2	4	0.17
3	BELAGAVI	11408	16.17	23519	6.51	15	2	0.05
4	BENGALURU RURAL	7876	11.85	6822	7.36	30	0	0.11
5	BENGALURU URBAN	945	33.60	5662	7.11	0	0	0.00
6	BIDAR	9002	18.73	7578	5.61	2	3	0.12
7	CHAMARAJANAGAR	1877	9.55	7812	9.42	4	0	0.00
8	CHIKKABALLAPURA	4880	14.04	7524	7.71	3	2	0.07
9	CHIKKAMAGALURU	936	11.99	7482	9.34	4	1	0.10
10	CHITRADURGA	3268	14.17	12183	8.97	2	9	0.42
11	DAKSHINA KANNADA	2002	17.58	8926	9.62	19	0	0.00
12	DAVANAGERE	1043	16.45	8408	8.21	3	0	0.00
13	DHARWAD	1561	18.38	5839	6.91	1	0	0.00
14	GADAG	2204	18.52	5162	7.23	1	3	0.08
15	HASSAN	3717	12.51	13523	10.46	0	0	0.00
16	HAVERI	3034	16.55	8825	7.24	5	1	0.049
17	KALABURAGI	17317	21.05	11386	6.03	11	3	0.08
18	KODAGU	2348	10.78	3560	7.97	4	0	0.00
19	KOLAR	3169	11.67	7683	7.10	0	2	0.16
20	KOPPALA	8498	19.92	6770	5.91	4	1	0.04
21	MANDYA	1628	11.22	12998	9.11	2	2	0.13
22	MYSURU	1746	9.95	15840	8.96	2	0	0.00
23	RAICHURU	16189	24.77	7673	4.78	2	11	0.28
24	RAMANAGARA	2478	12.85	8833	12.18	6	0	0.00
25	SHIVAMOGGA	991	12.71	8266	7.33	4	0	0.00
26	TUMAKURU	1976	12.26	20396	10.44	6	0	0.00
27	UDUPI	1344	13.81	7173	9.79	6	0	0.00
28	UTTARA KANNADA	2732	12.48	7266	7.09	9	2	0.16
29	VIJAYANAGARA	5614	17.48	7828	7.44	1	5	0.43
30	VIJAYAPURA	8708	22.24	10086	6.15	12	2	0.05
31	YADGIRI	12703	23.83	6352	5.68	3	1	0.00
	<b>STATE</b>	<b>150880</b>	<b>16.59</b>	<b>285251</b>	<b>7.58</b>	<b>167</b>	<b>56</b>	<b>0.09</b>

**Note: Birth, Death and Still Birth rates are calculated on the basis of place of residence and Mid year projected population published by Census of India-2011.**

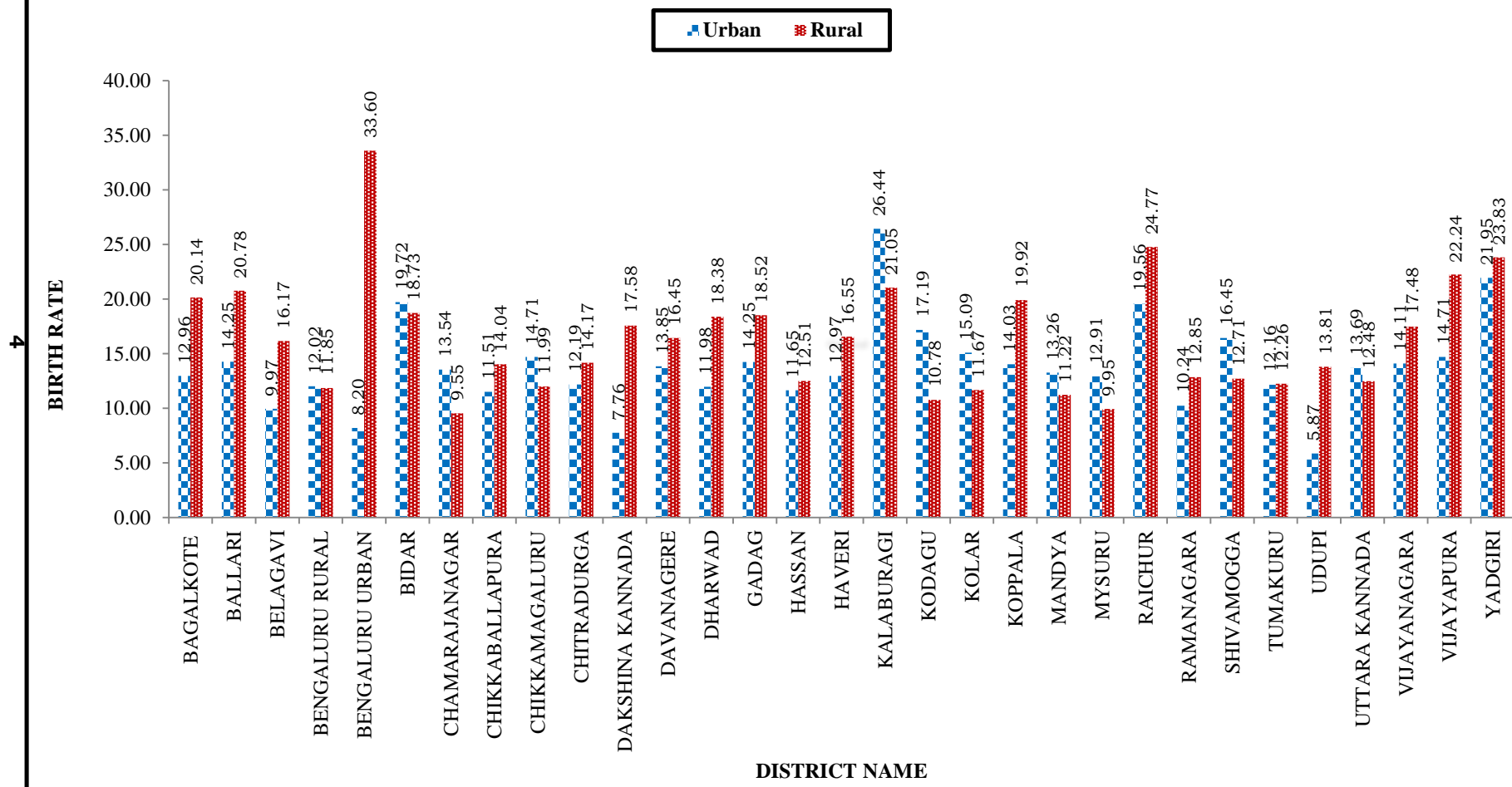
**DISTRICTWISE REGISTERED BIRTHS, DEATHS, INFANT DEATHS,  
STILL BIRTHS AND RATES URBAN & RURAL-2023**

Sl. No	District	Birth		Death		Registered Infant Death	Still Birth	
		Registered	Rate	Registered	Rate		Registered	Rate
1	2	3	4	5	6	7	8	9
1	BAGALKOTE	40581	17.76	15965	7.65	154	195	4.15
2	BALLARI	33824	17.73	13479	7.62	577	199	4.77
3	BELAGAVI	74036	14.31	39152	7.69	558	38	1.52
4	BENGALURU RURAL	160625	11.91	79385	8.47	1493	81	1.59
5	BENGALURU URBAN	10240	9.97	8405	4.88	28	10	0.52
6	BIDAR	38901	18.98	11649	6.38	357	100	2.53
7	CHAMARAJANAGAR	8881	10.28	9935	10.64	28	33	5.35
8	CHIKKABALLAPURA	18213	13.40	10009	8.65	63	46	2.41
9	CHIKKAMAGALURU	13476	12.64	9880	10.77	10	62	4.81
10	CHITRADURGA	19259	13.76	16334	10.33	182	95	7.04
11	DAKSHINA KANNADA	32272	11.87	23338	8.77	475	154	3.53
12	DAVANAGERE	29726	15.45	16453	9.76	501	260	4.96
13	DHARWAD	36207	14.73	21283	8.86	918	310	6.21
14	GADAG	17496	17.06	9886	9.48	225	171	8.15
15	HASSAN	20642	12.30	18568	11.12	299	2	0.57
16	HAVERI	19830	15.57	12044	8.53	29	150	8.71
17	KALABURAGI	70350	22.91	19452	6.65	434	184	2.46
18	KODAGU	6800	11.71	4453	9.43	10	0	1.31
19	KOLAR	20900	12.76	12269	8.14	163	45	2.11
20	KOPPALA	32275	18.32	10445	7.02	30	5	0.97
21	MANDYA	16900	11.57	17238	10.83	145	13	2.61
22	MYSURU	40413	11.28	32827	9.45	746	368	7.77
23	RAICHURU	52687	23.52	12874	6.27	70	63	1.28
24	RAMANAGARA	9682	11.99	11094	11.43	13	0	0.70
25	SHIVAMOGGA	30647	14.00	17379	9.41	341	31	1.61
26	TUMAKURU	30562	12.23	26496	11.06	152	103	2.61
27	UDUPI	13460	10.49	12051	9.26	106	79	5.33
28	UTTARA KANNADA	18649	12.82	11182	8.71	74	85	5.69
29	VIJAYANAGARA	18962	16.47	11110	8.41	4	32	4.02
30	VIJAYAPURA	51412	19.48	16426	6.48	302	31	1.35
31	YADGIRI	28633	23.46	8216	6.34	3	1	0.46
	<b>STATE</b>	<b>1016541</b>	<b>14.27</b>	<b>539277</b>	<b>7.84</b>	<b>8490</b>	<b>2946</b>	<b>2.92</b>

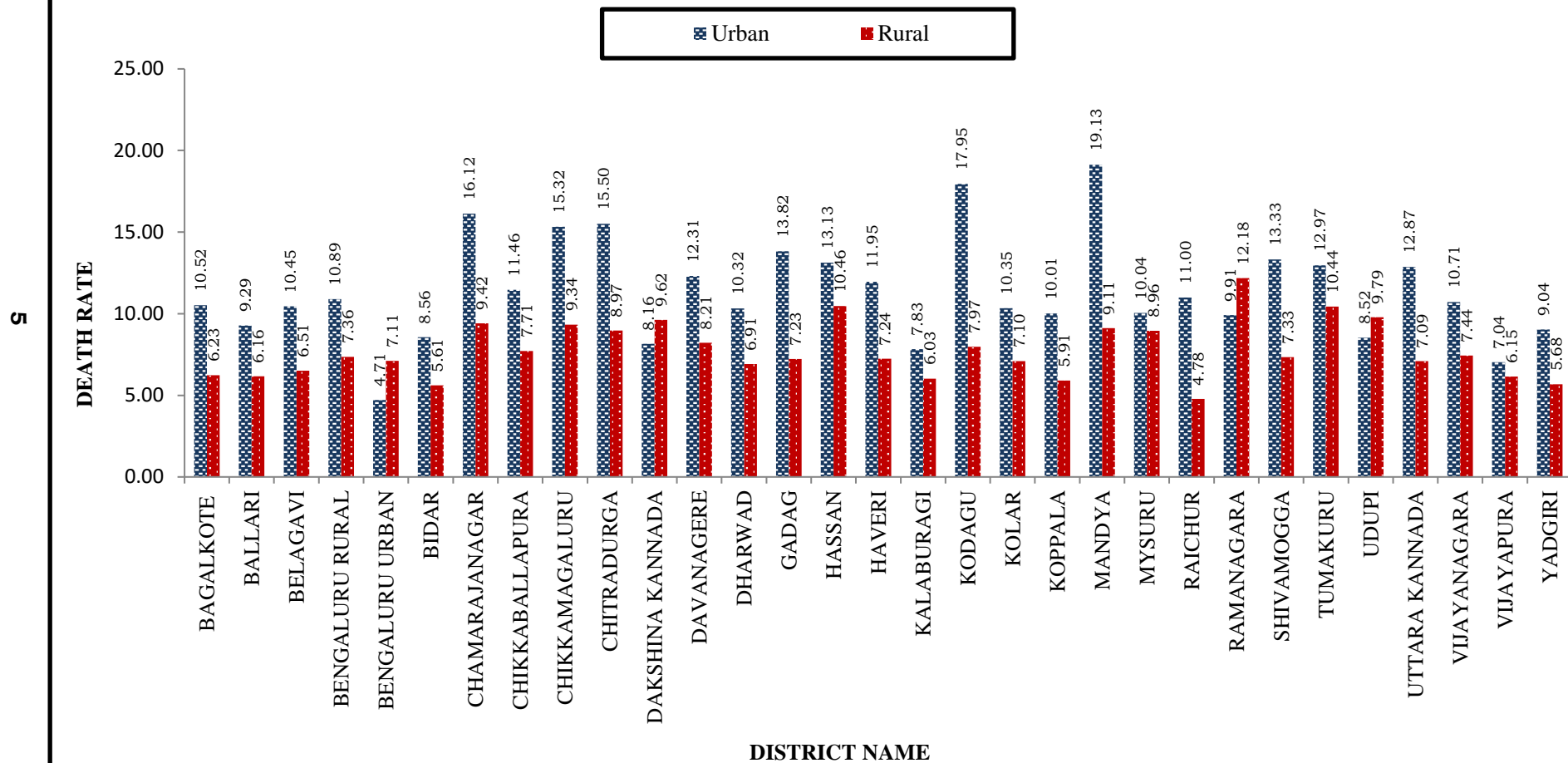
**Note: Birth, Death and Still Birth rates are calculated on the basis of place of residence and Mid year projected population published by Census of India-2011.**



## DISTRICTWISE BIRTH RATE-2023



# DISTRICTWISE DEATH RATE-2023



**Table A-1: Population, Registration Units, Monthly Returns Due and Received (Rural Areas)-2023**

Sl. No	Districts	Population as per last census-2011	No.of Registration Units	No.of Monthly Returns	Estimated Mid year Population *
1	BAGALKOTE	1291906	657	7884	1365146
2	BALLARI	772344	354	4248	871853
3	BELAGAVI	3474250	1402	16824	3605798
4	BENGALURU RURAL	722179	1100	13200	759241
5	BENGALURU URBAN	871607	630	7560	942260
6	BIDAR	1277348	686	8232	1353577
7	CHAMARAJANAGAR	845817	573	6876	827938
8	CHIKKABALLAPURA	973985	1571	18852	970208
9	CHIKKAMAGALURU	887081	1212	14544	797815
10	CHITRADURGA	1329923	1161	13932	1355650
11	DAKSHINA KANNADA	1084017	421	5052	927397
12	DAVANAGERE	1052235	916	10992	1024745
13	DHARWAD	797484	390	4680	845541
14	GADAG	685261	363	4356	713819
15	HASSAN	1399658	2674	32088	1293672
16	HAVERI	1210367	773	9276	1222793
17	KALABURAGI	1699962	1010	12120	1884475
18	KODAGU	473531	330	3960	444778
19	KOLAR	1056328	1859	22308	1083861
20	KOPPALA	1091254	716	8592	1143623
21	MANDYA	1497407	1773	21276	1424433
22	MYSURU	1755714	1806	21672	1766992
23	RAICHURU	1438464	975	11700	1606875
24	RAMANAGARA	795141	889	10668	723284
25	SHIVAMOGGA	1129026	1624	19488	1130047
26	TUMAKURU	2079902	2898	34776	1954593
27	UDUPI	843300	313	3756	724482
28	UTTARA KANNADA	1018188	1389	16668	1019903
29	VIJAYANAGARA	1550999	566	6792	1056121
30	VIJAYAPURA	943177	733	8796	1635867
31	YADGIRI	953594	557	6684	1123211
	<b>Total</b>	<b>37001449</b>	<b>32321</b>	<b>387852</b>	<b>37600000</b>

**Foot Note Comments:**

Total Number of Monthly Returns Due	387852	Percentage(%)
Number of Reports Received	387852	100.00
Number of reports not received	0	0.00

**Note:-\* Estimated mid year population data is taken from population projections for India & States 2011-2036 report published by Census of India-2011.**

**Table A-2: Population, Registration Units, Monthly Returns Due and Received (Urban Areas) - 2023**

Sl. No	Districts	Population as per last census-2011	No.of Registrati on Units	No.of Monthly Returns	Estimated Mid year Population *
1	BAGALKOTE	597846	34	408	677202
2	BALLARI	628626	33	396	762726
3	BELAGAVI	1305411	69	828	1536836
4	BENGALURU RURAL	268744	10	120	349465
5	BENGALURU URBAN	8749944	102	1224	12613784
6	BIDAR	425952	17	204	475702
7	CHAMARAJANAGAR	174974	10	120	185013
8	CHIKKABALLAPURA	281119	12	144	325535
9	CHIKKAMAGALURU	250880	19	228	250094
10	CHITRADURGA	329533	12	144	355763
11	DAKSHINA KANNADA	1005632	34	408	1286504
12	DAVANAGERE	591259	20	240	622800
13	DHARWAD	1049539	32	384	1119644
14	GADAG	379309	21	252	370715
15	HASSAN	376763	16	192	421408
16	HAVERI	387301	21	252	458661
17	KALABURAGI	866364	40	480	988174
18	KODAGU	80988	8	96	76158
19	KOLAR	480073	18	216	510422
20	KOPPALA	298666	16	192	426048
21	MANDYA	308362	16	192	295424
22	MYSURU	1245413	50	600	1436831
23	RAICHURU	490348	27	324	509639
24	RAMANAGARA	287495	11	132	353993
25	SHIVAMOGGA	623727	34	408	598643
26	TUMAKURU	599078	23	276	633189
27	UDUPI	334061	13	156	520891
28	UTTARA KANNADA	418981	24	288	396584
29	VIJAYANAGARA	626332	16	192	449202
30	VIJAYAPURA	410451	29	348	948726
31	YADGIRI	220677	16	192	275885
	<b>Total</b>	<b>24093848</b>	<b>803</b>	<b>9636</b>	<b>30233000</b>

**Foot Note Comments:**

Total Number of Monthly Returns Due	9636	Percentage(%)
Number of Reports Received	9636	100.00
Number of reports not received	0	0.00

**Note:-\* Estimated mid year population data is taken from population projections for India & States 2011-2036 report published by Census of India-2011.**

**TABLES RELATED  
TO BIRTH**

**TABLE B-1 : LIVE BIRTHS BY PLACE OF OCCURENCE, DISTRICTS (RURAL & URBAN) AND TOWNS WITH POPULATION ONE LAKH AND ABOVE - 2023**

Sl. No.	Districts		Births by Place of Occurrence			Place of Residence of Mother		Place of Residence
			Male	Female	Total	Within the Area	Outside the Area	Outside the State
1	2		3	4	5	6	7	8
1	Bagalkote	URBAN	18974	17592	36566	6005	3097	774
		RURAL	2173	1842	4015	19821	10829	55
		TOTAL	21147	19434	40581	25826	13926	829
	Towns with Population one lakh and above							
	Bagalkote CMC		5712	5283	10995	1134	10	192
2	Ballari	URBAN	14665	13488	28153	9051	1075	4724
		RURAL	2935	2736	5671	13917	4163	894
		TOTAL	17600	16224	33824	22968	5238	5618
	Towns with Population one lakh and above							
	Ballari CC		11737	10683	22420	7183	22	4058
3	Belagavi	URBAN	32552	30076	62628	12615	1918	6343
		RURAL	5919	5489	11408	47961	4706	493
		TOTAL	38471	35565	74036	60576	6624	6836
	Towns with Population one lakh and above							
	Belagavi CC		11252	10608	21860	4758	5	3108
4	Bengaluru Rural	URBAN	4778	4517	9295	2367	758	297
		RURAL	482	463	945	4004	2781	33
		TOTAL	5260	4980	10240	6371	3539	330
5	Bengaluru Urban	URBAN	78847	73902	152749	98326	9946	9447
		RURAL	4063	3813	7876	25017	16756	1133
		TOTAL	82910	77715	160625	123343	26702	10580
	Towns with Population one lakh and above							
	BBMP		76774	71977	148751	96373	17	8887
6	Bidar	URBAN	15356	14543	29899	8767	656	3243
		RURAL	4908	4094	9002	23572	2102	561
		TOTAL	20264	18637	38901	32339	2758	3804
	Towns with Population one lakh and above							
	Bidar CMC		7731	7466	15197	4167	2	2035
7	Chamarajanagara	URBAN	3567	3437	7004	1272	383	322
		RURAL	985	892	1877	5740	1126	38
		TOTAL	4552	4329	8881	7012	1509	360
8	Chikkaballapura	URBAN	6842	6491	13333	2619	611	841
		RURAL	2562	2318	4880	10846	3159	137
		TOTAL	9404	8809	18213	13465	3770	978
9	Chikkamagaluru	URBAN	6357	6183	12540	2477	1346	380
		RURAL	487	449	936	6479	2755	39
		TOTAL	6844	6632	13476	8956	4101	419
	Towns with Population one lakh and above							
	Chickamagalur CMC		2385	2311	4696	1019	3	158
10	Chitradurga	URBAN	8211	7780	15991	2517	621	497
		RURAL	1675	1593	3268	12389	2986	249
		TOTAL	9886	9373	19259	14906	3607	746
	Towns with Population one lakh and above							
	Chitradurga CMC		5437	5142	10579	1251	14	303
11	Dakshina Kannada	URBAN	15426	14844	30270	9517	1491	4005
		RURAL	1014	988	2002	15219	1988	52
		TOTAL	16440	15832	32272	24736	3479	4057
	Towns with Population one lakh and above							
	Mangaluru CC		9066	8707	17773	5765	27	2512
12	Davanagere	URBAN	14790	13893	28683	6354	3132	168

**TABLE B-1 : LIVE BIRTHS BY PLACE OF OCCURENCE, DISTRICTS (RURAL & URBAN) AND TOWNS WITH POPULATION ONE LAKH AND ABOVE - 2023**

Sl. No.	Districts		Births by Place of Occurrence			Place of Residence of Mother		Place of Residence
			Male	Female	Total	Within the Area	Outside the Area	Outside the State
1	2		3	4	5	6	7	8
		RURAL	571	472	1043	10903	9164	5
		TOTAL	15361	14365	29726	17257	12296	173
	Towns with Population one lakh and above							
	Davangere CC		12358	11445	23803	4773	58	143
13	Dharwad	URBAN	17936	16710	34646	10914	3618	405
		RURAL	799	762	1561	11387	9879	4
		TOTAL	18735	17472	36207	22301	13497	409
	Towns with Population one lakh and above							
	Hubli-Dharwad CC		17091	15913	33004	10244	5	383
14	Gadag	URBAN	7938	7354	15292	3244	1584	55
		RURAL	1155	1049	2204	7277	5331	5
		TOTAL	9093	8403	17496	10521	6915	60
	Towns with Population one lakh and above							
	Gadag-Betageri CMC		5505	5108	10613	1710	225	41
15	Hassan	URBAN	8749	8176	16925	3882	1060	142
		RURAL	1904	1813	3717	11765	3708	85
		TOTAL	10653	9989	20642	15647	4768	227
	Towns with Population one lakh and above							
	Hassan CMC		5330	4969	10299	2201	6	55
16	Haveri	URBAN	8551	8245	16796	3661	1233	87
		RURAL	1585	1449	3034	11718	3121	10
		TOTAL	10136	9694	19830	15379	4354	97
	Towns with Population one lakh and above							
	Ranebennur CMC		2467	2441	4908	1058	5	46
17	Kalaburagi	URBAN	27690	25343	53033	24372	2321	1586
		RURAL	9133	8184	17317	33522	7868	681
		TOTAL	36823	33527	70350	57894	10189	2267
	Towns with Population one lakh and above							
	Kalaburagi CC		20448	18545	38993	18128	11	949
18	Kodagu	URBAN	2261	2191	4452	698	224	263
		RURAL	1164	1184	2348	3872	1516	227
		TOTAL	3425	3375	6800	4570	1740	490
19	Kolar	URBAN	9246	8485	17731	6603	811	741
		RURAL	1698	1471	3169	10682	1841	222
		TOTAL	10944	9956	20900	17285	2652	963
	Towns with Population one lakh and above							
	Kolar CMC		4996	4488	9484	2706	1	260
	Robertsonpet CMC		1265	1231	2496	1469	24	113
20	Koppala	URBAN	12283	11494	23777	4162	2270	198
		RURAL	4307	4191	8498	17417	8203	25
		TOTAL	16590	15685	32275	21579	10473	223
	Towns with Population one lakh and above							
	Gangavathi CMC		4270	3943	8213	1451	13	118
21	Mandya	URBAN	8105	7167	15272	1626	1477	164
		RURAL	852	776	1628	10002	3605	26
		TOTAL	8957	7943	16900	11628	5082	190
	Towns with Population one lakh and above							
	Mandya CMC		5272	4633	9905	806	2	111
22	Mysuru	URBAN	20009	18658	38667	16632	3884	453
		RURAL	970	776	1746	13617	5820	7
		TOTAL	20979	19434	40413	30249	9704	460

**TABLE B-1 : LIVE BIRTHS BY PLACE OF OCCURENCE, DISTRICTS (RURAL & URBAN) AND TOWNS WITH POPULATION ONE LAKH AND ABOVE - 2023**

Sl. No.	Districts	Births by Place of Occurrence			Place of Residence of Mother		Place of Residence	
		Male	Female	Total	Within the Area	Outside the Area	Outside the State	
1	2	3	4	5	6	7	8	
	Towns with Population one lakh and above							
	Mysuru CC	13969	13135	27104	13410	13	367	
23	Raichuru	URBAN	19190	17308	36498	8474	1785	1763
		RURAL	8446	7743	16189	34652	5692	321
		TOTAL	27636	25051	52687	43126	7477	2084
	Towns with Population one lakh and above							
	Raichur CMC	8118	7429	15547	4199	65	1445	
24	Ramanagara	URBAN	3762	3442	7204	1629	761	56
		RURAL	1296	1182	2478	5187	1984	65
		TOTAL	5058	4624	9682	6816	2745	121
25	Shivamogga	URBAN	15204	14452	29656	8457	3377	179
		RURAL	523	468	991	11025	7603	6
		TOTAL	15727	14920	30647	19482	10980	185
	Towns with Population one lakh and above							
	Bhadravathi CMC	1526	1475	3001	1095	9	82	
	Shivamogga CC	8578	8160	16738	3790	29	59	
26	Tumakuru	URBAN	14730	13856	28586	5828	1288	2243
		RURAL	1004	972	1976	17106	3880	217
		TOTAL	15734	14828	30562	22934	5168	2460
	Towns with Population one lakh and above							
	Tumakuru CC	5756	5495	11251	2554	150	235	
27	Udupi	URBAN	6163	5953	12116	2314	837	282
		RURAL	702	642	1344	8388	1626	13
		TOTAL	6865	6595	13460	10702	2463	295
	Towns with Population one lakh and above							
	Udupi CMC	3326	3261	6587	1963	2	216	
28	Uttara Kannada	URBAN	8030	7887	15917	4009	870	210
		RURAL	1416	1316	2732	10407	3137	16
		TOTAL	9446	9203	18649	14416	4007	226
29	Vijayanagara	URBAN	6931	6417	13348	4051	1192	286
		RURAL	2917	2697	5614	9838	3563	32
		TOTAL	9848	9114	18962	13889	4755	318
	Towns with Population one lakh and above							
	Hospet CMC	4043	3728	7771	2074	25	263	
30	Vijayapura	URBAN	22215	20489	42704	11211	2185	2329
		RURAL	4518	4190	8708	28535	6671	481
		TOTAL	26733	24679	51412	39746	8856	2810
	Towns with Population one lakh and above							
	Vijayapura CC	15350	13980	29330	5920	2	2046	
31	Yadagiri	URBAN	8294	7636	15930	3849	685	64
		RURAL	6580	6123	12703	19448	4488	99
		TOTAL	14874	13759	28633	23297	5173	163
	<b>STATE</b>	<b>URBAN</b>	<b>447652</b>	<b>418009</b>	<b>865661</b>	<b>287503</b>	<b>56496</b>	<b>42547</b>
		<b>RURAL</b>	<b>78743</b>	<b>72137</b>	<b>150880</b>	<b>471713</b>	<b>152051</b>	<b>6231</b>
		<b>TOTAL</b>	<b>526395</b>	<b>490146</b>	<b>1016541</b>	<b>759216</b>	<b>208547</b>	<b>48778</b>



**TABLE B-2 : LIVE BIRTHS BY PLACE OF RESIDENCE, DISTRICTS (RURAL & URBAN) AND TOWNS WITH POPULATION ONE LAKH AND ABOVE - 2023**

Sl. No.	Districts		Births by Place of Residence of Mother			Birth Rate	Place of Occurrence of Birth	
			Male	Female	Total		Within the Area	Outside the State
1	2		3	4	6	7	8	9
1	Bagalkote	URBAN	4603	4175	8778	12.96	6005	2773
		RURAL	14347	13152	27499	20.14	19821	7678
		TOTAL	18950	17327	36277	17.76	25826	10451
Towns with Population one lakh and above								
	Bagalkote CMC		934	851	1785	12.35	1134	651
2	Ballari	URBAN	5618	5253	10871	14.25	9051	1820
		RURAL	9412	8701	18113	20.78	13917	4196
		TOTAL	15030	13954	28984	17.73	22968	6016
Towns with Population one lakh and above								
	Ballari CC		4197	3947	8144	14.41	7183	961
3	Belagavi	URBAN	7938	7382	15320	9.97	12615	2705
		RURAL	30252	28038	58290	16.17	47961	10329
		TOTAL	38190	35420	73610	14.31	60576	13034
Towns with Population one lakh and above								
	Belagavi CC		2870	2606	5476	10.2	4758	718
4	Bengaluru Rural	URBAN	2212	1988	4200	12.02	2367	1833
		RURAL	4661	4339	9000	11.85	4004	4996
		TOTAL	6873	6327	13200	11.91	6371	6829
5	Bengaluru Urban	URBAN	53366	50096	103462	8.20	98326	5136
		RURAL	16200	15457	31657	33.60	25017	6640
		TOTAL	69566	65553	135119	9.97	123343	11776
Towns with Population one lakh and above								
	BBMP		53863	50347	104210	7.7	96373	7837
6	Bidar	URBAN	4775	4607	9382	19.72	8767	615
		RURAL	13361	11985	25346	18.73	23572	1774
		TOTAL	18136	16592	34728	18.98	32339	2389
Towns with Population one lakh and above								
	Bidar CMC		2299	2172	4471	15.88	4167	304
7	Chamarajanagara	URBAN	1281	1225	2506	13.54	1272	1234
		RURAL	4150	3759	7909	9.55	5740	2169
		TOTAL	5431	4984	10415	10.28	7012	3403
8	Chikkaballapura	URBAN	1939	1809	3748	11.51	2619	1129
		RURAL	7019	6598	13617	14.04	10846	2771
		TOTAL	8958	8407	17365	13.40	13465	3900
9	Chikkamagaluru	URBAN	1914	1764	3678	14.71	2477	1201
		RURAL	4826	4739	9565	11.99	6479	3086
		TOTAL	6740	6503	13243	12.64	8956	4287
Towns with Population one lakh and above								
	Chickamagalur CMC		694	670	1364	9.50	1019	345
10	Chitradurga	URBAN	2255	2081	4336	12.19	2517	1819
		RURAL	9873	9333	19206	14.17	12389	6817
		TOTAL	12128	11414	23542	13.76	14906	8636
Towns with Population one lakh and above								
	Chitradurga CMC		891	852	1743	9.90	1251	492
11	Dakshina Kannada	URBAN	5082	4899	9981	7.76	9517	464
		RURAL	8306	7997	16303	17.58	15219	1084
		TOTAL	13388	12896	26284	11.87	24736	1548
Towns with Population one lakh and above								
	Mangaluru CC		3213	3040	6253	10.00	5765	488
12	Davanagere	URBAN	4405	4219	8624	13.82	6354	2270
		RURAL	8723	8133	16856	16.45	10903	5953
		TOTAL	13128	12352	25480	15.45	17257	8223

**TABLE B-2 : LIVE BIRTHS BY PLACE OF RESIDENCE, DISTRICTS (RURAL & URBAN) AND TOWNS WITH POPULATION ONE LAKH AND ABOVE - 2023**

Sl. No.	Districts		Births by Place of Residence of Mother			Birth Rate	Place of Occurrence of Birth	
			Male	Female	Total		Within the Area	Outside the State
1	2		3	4	6	7	8	9
	Towns with Population one lakh and above							
	Davangere CC		3107	2992	6099	11.28	4773	1326
13	Dharwad	URBAN	6933	6475	13408	11.98	10914	2494
		RURAL	8009	7528	15537	18.38	11387	4150
		TOTAL	14942	14003	28945	14.73	22301	6644
	Towns with Population one lakh and above							
	Hubli-Dharwad CC		6444	6004	12448	10.53	10244	2204
14	Gadag	URBAN	2721	2560	5281	14.25	3244	2037
		RURAL	6843	6377	13220	18.52	7277	5943
		TOTAL	9564	8937	18501	17.06	10521	7980
	Towns with Population one lakh and above							
	Gadag-Betageri CMC		1227	1168	2395	12.15	1710	685
15	Hassan	URBAN	2537	2373	4910	11.65	3882	1028
		RURAL	8340	7846	16186	12.51	11765	4421
		TOTAL	10877	10219	21096	12.30	15647	5449
	Towns with Population one lakh and above							
	Hassan CMC		1286	1241	2527	12.12	2201	326
16	Haveri	URBAN	3044	2904	5948	12.97	3661	2287
		RURAL	10421	9817	20238	16.55	11718	8520
		TOTAL	13465	12721	26186	15.57	15379	10807
	Towns with Population one lakh and above							
	Ranebennur CMC		736	745	1481	11.26	1058	423
17	Kalaburagi	URBAN	13640	12492	26132	26.44	24372	1760
		RURAL	20808	18863	39671	21.05	33522	6149
		TOTAL	34448	31355	65803	22.91	57894	7909
	Towns with Population one lakh and above							
	Kalaburagi CC		10031	9160	19191	26.51	18128	1063
18	Kodagu	URBAN	669	640	1309	17.19	698	611
		RURAL	2409	2384	4793	10.78	3872	921
		TOTAL	3078	3024	6102	11.71	4570	1532
19	Kolar	URBAN	3992	3711	7703	15.09	6603	1100
		RURAL	6677	5971	12648	11.67	10682	1966
		TOTAL	10669	9682	20351	12.76	17285	3066
	Towns with Population one lakh and above							
	Kolar CMC		1706	1572	3278	18.61	2706	572
	Robertsonpet CMC		780	752	1532	9.08	1469	63
20	Koppala	URBAN	3110	2869	5979	14.03	4162	1817
		RURAL	11717	11067	22784	19.92	17417	5367
		TOTAL	14827	13936	28763	18.32	21579	7184
	Towns with Population one lakh and above							
	Gangavathi CMC		1012	890	1902	14.26	1451	451
21	Mandya	URBAN	2058	1859	3917	13.26	1626	2291
		RURAL	8385	7599	15984	11.22	10002	5982
		TOTAL	10443	9458	19901	11.57	11628	8273
	Towns with Population one lakh and above							
	Mandya CMC		553	499	1052	7.24	806	246
22	Mysuru	URBAN	9446	9106	18552	12.91	16632	1920
		RURAL	9277	8296	17573	9.95	13617	3956
		TOTAL	18723	17402	36125	11.28	30249	5876
	Towns with Population one lakh and above							
	Mysuru CC		8516	8182	16698	14.95	13410	3288
23	Raichuru	URBAN	5227	4744	9971	19.56	8474	1497

**TABLE B-2 : LIVE BIRTHS BY PLACE OF RESIDENCE, DISTRICTS (RURAL & URBAN) AND TOWNS WITH POPULATION ONE LAKH AND ABOVE - 2023**

Sl. No.	Districts		Births by Place of Residence of Mother			Birth Rate	Place of Occurrence of Birth	
			Male	Female	Total		Within the Area	Outside the State
1	2		3	4	6	7	8	9
		RURAL	20793	19012	39805	24.77	34652	5153
		TOTAL	26020	23756	49776	23.52	43126	6650
	Towns with Population one lakh and above							
		Raichur CMC	2457	2264	4721	17.38	4199	522
24	Ramanagara	URBAN	1867	1757	3624	10.24	1629	1995
		RURAL	4897	4398	9295	12.85	5187	4108
		TOTAL	6764	6155	12919	11.99	6816	6103
25	Shivamogga	URBAN	4989	4859	9848	16.45	8457	1391
		RURAL	7401	6960	14361	12.71	11025	3336
		TOTAL	12390	11819	24209	14.00	19482	4727
	Towns with Population one lakh and above							
		Bhadravathi CMC	750	749	1499	10.70	1095	404
		Shivamogga CC	2665	2610	5275	13.39	3790	1485
26	Tumakuru	URBAN	3893	3805	7698	12.16	5828	1870
		RURAL	12313	11649	23962	12.26	17106	6856
		TOTAL	16206	15454	31660	12.23	22934	8726
	Towns with Population one lakh and above							
		Tumakuru CC	1506	1513	3019	7.87	2554	465
27	Udupi	URBAN	1550	1508	3058	5.87	2314	744
		RURAL	5129	4876	10005	13.81	8388	1617
		TOTAL	6679	6384	13063	10.49	10702	2361
	Towns with Population one lakh and above							
		Udupi CMC	1375	1338	2713	15.92	1963	750
28	Uttara Kannada	URBAN	2706	2722	5428	13.69	4009	1419
		RURAL	6490	6242	12732	12.48	10407	2325
		TOTAL	9196	8964	18160	12.82	14416	3744
29	Vijayanagara	URBAN	3264	3074	6338	14.11	4051	2287
		RURAL	9655	8803	18458	17.48	9838	8620
		TOTAL	12919	11877	24796	16.47	13889	10907
	Towns with Population one lakh and above							
		Hospet CMC	1340	1272	2612	9.57	2074	538
30	Vijayapura	URBAN	7313	6639	13952	14.71	11211	2741
		RURAL	18947	17437	36384	22.24	28535	7849
		TOTAL	26260	24076	50336	19.48	39746	10590
	Towns with Population one lakh and above							
		Vijayapura CC	3675	3413	7088	15.82	5920	1168
31	Yadagiri	URBAN	3152	2905	6057	21.95	3849	2208
		RURAL	14008	12759	26767	23.83	19448	7319
		TOTAL	17160	15664	32824	23.46	23297	9527
32	Others	URBAN	22045	20456	42501	0	27	42474
		RURAL	3202	3075	6277	0	53	6224
		TOTAL	25247	23531	48778	0	80	48698
	STATE	URBAN	199544	186956	386500	11.38	287530	98970
		RURAL	326851	303190	630041	16.59	471766	158275
		TOTAL	526395	490146	1016541	14.27	759296	257245

**Table B-3 : TIME GAP IN REGISTRATION OF LIVE BIRTHS (RURAL & URBAN) - 2023**

Sl. No.	District	RURAL											URBAN										
		Number of live Births Registered											Number of live Births Registered										
		Within Prescribed Time Limit		Within 30 days		Delayed Registration				RURAL TOTAL			Within Prescribed Time Limit		Within 30 days		Delayed Registration				URBAN TOTAL		
						After 30 days but within 1 year		After 1 year									After 30 days but within 1 year		After 1 year				
Male	Female	Male	Female	Male	Female	Male	Female	Male	Female	Total	Male	Female	Male	Female	Male	Female	Male	Female	Male	Female	Total		
1	2	3	4	5	6	7	8	9	10	11	12	13	14	15	16	17	18	19	20	21	11	12	13
1	Bagalkote	745	711	225	203	510	483	693	445	2173	1842	4015	12383	11515	2072	1987	3629	3425	890	665	18974	17592	36566
2	Ballari	1508	1478	159	184	640	644	628	430	2935	2736	5671	12376	11592	293	265	1100	980	896	651	14665	13488	28153
3	Belagavi	2330	2237	414	396	1635	1671	1540	1185	5919	5489	11408	22490	20893	2829	2701	6268	5755	965	727	32552	30076	62628
4	Bengaluru Rural	196	229	40	49	130	109	116	76	482	463	945	3598	3378	476	487	620	580	84	72	4778	4517	9295
5	Bengaluru Urban	2965	2833	144	137	601	536	353	307	4063	3813	7876	60290	56637	2832	2702	12533	11694	3192	2869	78847	73902	152749
6	Bidar	1108	1068	271	275	1173	1095	2356	1656	4908	4094	9002	10821	10507	587	565	2695	2570	1253	901	15356	14543	29899
7	Chamarajanagara	742	676	52	59	74	72	117	85	985	892	1877	2663	2517	387	371	466	480	51	69	3567	3437	7004
8	Chikkaballapura	1390	1324	27	40	244	257	901	697	2562	2318	4880	5529	5397	55	80	506	492	752	522	6842	6491	13333
9	Chikkamagaluru	233	230	22	30	80	69	152	120	487	449	936	5720	5563	118	145	366	344	153	131	6357	6183	12540
10	Chitradurga	1149	1167	72	70	254	210	200	146	1675	1593	3268	7612	7240	92	113	283	252	224	175	8211	7780	15991
11	Dakshina Kannada	905	878	2	3	12	17	95	90	1014	988	2002	15218	14652	59	49	61	52	88	91	15426	14844	30270
12	Davanagere	107	102	42	32	182	179	240	159	571	472	1043	12960	12226	497	489	900	843	433	335	14790	13893	28683
13	Dharwad	208	200	79	88	413	394	99	80	799	762	1561	15450	14432	671	622	1675	1527	140	129	17936	16710	34646
14	Gadag	547	555	85	63	201	200	322	231	1155	1049	2204	6551	6121	264	250	726	665	397	318	7938	7354	15292
15	Hassan	981	1000	160	165	491	428	272	220	1904	1813	3717	3074	3032	1114	1165	4004	3596	557	383	8749	8176	16925
16	Haveri	858	776	173	188	358	367	196	118	1585	1449	3034	7884	7636	283	257	245	260	139	92	8551	8245	16796
17	Kalaburagi	1889	1922	524	519	2991	2936	3729	2807	9133	8184	17317	13432	12652	789	743	8908	8371	4561	3577	27690	25343	53033
18	Kodagu	765	750	121	120	226	253	52	61	1164	1184	2348	1034	1036	254	243	907	860	66	52	2261	2191	4452
19	Kolar	404	358	113	105	621	612	560	396	1698	1471	3169	7331	6615	246	247	1062	1147	607	476	9246	8485	17731
20	Koppala	1601	1700	484	486	1311	1313	911	692	4307	4191	8498	7974	7543	467	483	3253	3045	589	423	12283	11494	23777
21	Mandya	649	631	50	36	50	33	103	76	852	776	1628	7895	6966	51	52	91	96	68	53	8105	7167	15272
22	Mysuru	556	510	32	41	98	73	284	152	970	776	1746	18498	17320	329	294	632	548	550	496	20009	18658	38667
23	Raichuru	1197	1225	626	621	2941	2909	3682	2988	8446	7743	16189	7566	7132	949	1036	7230	6591	3445	2549	19190	17308	36498
24	Ramanagara	1106	1027	13	18	75	58	102	79	1296	1182	2478	2982	2774	260	233	416	371	104	64	3762	3442	7204
25	Shivamogga	112	129	41	38	189	190	181	111	523	468	991	10898	10590	794	850	3162	2757	350	255	15204	14452	29656
26	Tumakuru	322	343	73	82	247	261	362	286	1004	972	1976	12912	12217	738	617	858	872	222	150	14730	13856	28586
27	Udupi	355	312	96	113	142	126	109	91	702	642	1344	5329	5226	81	85	700	604	53	38	6163	5953	12116
28	Uttara Kannada	1108	1043	49	40	131	98	128	135	1416	1316	2732	7543	7388	216	239	158	146	113	114	8030	7887	15917
29	Vijayanagara	1766	1751	201	178	453	404	497	364	2917	2697	5614	3982	3759	523	535	1918	1791	508	332	6931	6417	13348
30	Vijayapura	1355	1322	439	411	1820	1790	904	667	4518	4190	8708	10157	9458	1679	1566	8904	8399	1475	1066	22215	20489	42704
31	Yadagiri	948	1010	574	561	2761	2727	2297	1825	6580	6123	12703	2949	2803	1150	1108	3008	2837	1187	888	8294	7636	15930
	<b>STATE</b>	<b>30105</b>	<b>29497</b>	<b>5403</b>	<b>5351</b>	<b>21054</b>	<b>20514</b>	<b>22181</b>	<b>16775</b>	<b>78743</b>	<b>72137</b>	<b>150880</b>	<b>325101</b>	<b>306817</b>	<b>21155</b>	<b>20579</b>	<b>77284</b>	<b>71950</b>	<b>24112</b>	<b>18663</b>	<b>447652</b>	<b>418009</b>	<b>865661</b>

**TABLE B-4: LIVE BIRTHS BY SEX AND MONTH OF OCCURRENCE - 2023**

Sl. No.	District	Sex	Months												Total
			Jan	Feb	Mar	Apr	May	Jun	Jul	Aug	Sep	Oct	Nov	Dec	
1	2	3	4	5	6	7	8	9	10	11	12	13	14	15	16
1	Bagalkote	Male	1276	1429	1781	1712	1564	1726	1655	1649	1547	2207	2201	2400	21147
		Female	1176	1390	1682	1596	1444	1598	1504	1501	1417	1960	1928	2238	19434
		Total	2452	2819	3463	3308	3008	3324	3159	3150	2964	4167	4129	4638	40581
2	Ballari	Male	1348	1115	1509	1769	1163	1356	1736	1377	1197	1363	1594	2073	17600
		Female	1193	1050	1322	1622	1130	1241	1607	1237	1153	1213	1490	1966	16224
		Total	2541	2165	2831	3391	2293	2597	3343	2614	2350	2576	3084	4039	33824
3	Belagavi	Male	2692	2885	3188	3305	2953	3262	3276	3305	2890	3147	3403	4165	38471
		Female	2447	2611	3163	3127	2772	2973	3080	3076	2628	2892	3019	3777	35565
		Total	5139	5496	6351	6432	5725	6235	6356	6381	5518	6039	6422	7942	74036
4	Bengaluru Rural	Male	383	390	481	528	348	358	436	469	465	434	442	526	5260
		Female	341	373	407	486	351	372	430	497	412	405	395	511	4980
		Total	724	763	888	1014	699	730	866	966	877	839	837	1037	10240
5	Bengaluru Urban	Male	6071	7287	7143	6316	6842	6231	6733	6679	6751	6699	7256	8902	82910
		Female	5689	6754	6681	5917	6312	5802	6337	6615	6296	6309	6893	8110	77715
		Total	11760	14041	13824	12233	13154	12033	13070	13294	13047	13008	14149	17012	160625
6	Bidar	Male	1533	1376	1661	1514	1365	1354	1619	2077	1843	1800	2002	2120	20264
		Female	1369	1308	1612	1442	1235	1203	1501	1847	1723	1641	1822	1934	18637
		Total	2902	2684	3273	2956	2600	2557	3120	3924	3566	3441	3824	4054	38901
7	Chamarajanagara	Male	292	396	364	371	393	430	415	377	261	305	357	591	4552
		Female	268	336	329	328	401	428	441	345	257	300	330	566	4329
		Total	560	732	693	699	794	858	856	722	518	605	687	1157	8881
8	Chikkaballapura	Male	796	782	858	788	674	742	839	790	754	652	842	887	9404
		Female	739	742	775	796	711	668	691	784	714	555	809	825	8809
		Total	1535	1524	1633	1584	1385	1410	1530	1574	1468	1207	1651	1712	18213
9	Chikkamagaluru	Male	581	553	626	578	571	538	539	496	622	550	642	548	6844
		Female	520	517	645	539	608	490	536	517	622	495	609	534	6632
		Total	1101	1070	1271	1117	1179	1028	1075	1013	1244	1045	1251	1082	13476
10	Chitradurga	Male	731	687	770	708	921	728	866	1096	805	814	929	831	9886
		Female	712	610	766	668	853	737	895	933	691	830	863	815	9373
		Total	1443	1297	1536	1376	1774	1465	1761	2029	1496	1644	1792	1646	19259
11	Dakshina Kannada	Male	1071	1275	1459	1487	1428	1272	1484	1391	1304	1436	1458	1375	16440
		Female	1018	1177	1460	1361	1388	1181	1412	1300	1283	1295	1509	1448	15832
		Total	2089	2452	2919	2848	2816	2453	2896	2691	2587	2731	2967	2823	32272

**TABLE B-4: LIVE BIRTHS BY SEX AND MONTH OF OCCURRENCE - 2023**

Sl. No.	District	Sex	Months												Total
			Jan	Feb	Mar	Apr	May	Jun	Jul	Aug	Sep	Oct	Nov	Dec	
1	2	3	4	5	6	7	8	9	10	11	12	13	14	15	16
12	Davanagere	Male	1151	1138	1341	1217	1333	1117	1473	1291	1171	1366	1237	1526	15361
		Female	1126	1033	1290	1103	1274	1057	1277	1242	1112	1228	1182	1441	14365
		Total	2277	2171	2631	2320	2607	2174	2750	2533	2283	2594	2419	2967	29726
13	Dharwad	Male	1281	1572	1742	1617	1735	1349	1570	1428	1312	1757	1593	1779	18735
		Female	1241	1515	1575	1494	1592	1228	1443	1404	1389	1556	1409	1626	17472
		Total	2522	3087	3317	3111	3327	2577	3013	2832	2701	3313	3002	3405	36207
14	Gadag	Male	552	613	742	758	621	688	786	819	991	666	901	956	9093
		Female	484	567	685	747	602	577	735	719	880	630	815	962	8403
		Total	1036	1180	1427	1505	1223	1265	1521	1538	1871	1296	1716	1918	17496
15	Hassan	Male	797	705	876	1026	1044	825	1078	949	703	734	778	1138	10653
		Female	809	672	839	954	956	748	941	919	647	677	735	1092	9989
		Total	1606	1377	1715	1980	2000	1573	2019	1868	1350	1411	1513	2230	20642
16	Haveri	Male	700	804	974	782	792	731	768	905	830	933	899	1018	10136
		Female	677	706	951	778	835	702	717	875	774	909	851	919	9694
		Total	1377	1510	1925	1560	1627	1433	1485	1780	1604	1842	1750	1937	19830
17	Kalaburagi	Male	2263	2268	2995	2718	2330	3308	2943	3914	3617	3566	3221	3680	36823
		Female	2147	2186	2713	2376	2186	3040	2649	3508	3200	3221	2854	3447	33527
		Total	4410	4454	5708	5094	4516	6348	5592	7422	6817	6787	6075	7127	70350
18	Kodagu	Male	269	301	316	302	265	261	273	363	284	315	213	263	3425
		Female	275	273	314	248	320	258	299	341	234	322	235	256	3375
		Total	544	574	630	550	585	519	572	704	518	637	448	519	6800
19	Kolar	Male	757	824	1099	902	875	885	938	937	963	894	886	984	10944
		Female	715	749	960	834	802	805	785	869	916	836	816	869	9956
		Total	1472	1573	2059	1736	1677	1690	1723	1806	1879	1730	1702	1853	20900
20	Koppala	Male	1217	1124	1475	1491	1290	1310	1446	1461	1287	1487	1237	1765	16590
		Female	1161	1055	1259	1408	1188	1185	1463	1409	1274	1363	1265	1655	15685
		Total	2378	2179	2734	2899	2478	2495	2909	2870	2561	2850	2502	3420	32275
21	Mandya	Male	617	665	795	730	908	672	712	861	778	698	656	865	8957
		Female	628	606	714	672	747	612	619	679	709	636	549	772	7943
		Total	1245	1271	1509	1402	1655	1284	1331	1540	1487	1334	1205	1637	16900
22	Mysuru	Male	1579	1715	1916	1695	1809	1539	1729	1628	1761	1803	1709	2096	20979
		Female	1525	1680	1717	1506	1782	1468	1641	1590	1595	1584	1547	1799	19434
		Total	3104	3395	3633	3201	3591	3007	3370	3218	3356	3387	3256	3895	40413

**TABLE B-4: LIVE BIRTHS BY SEX AND MONTH OF OCCURRENCE - 2023**

Sl. No.	District	Sex	Months												Total
			Jan	Feb	Mar	Apr	May	Jun	Jul	Aug	Sep	Oct	Nov	Dec	
1	2	3	4	5	6	7	8	9	10	11	12	13	14	15	16
23	Raichuru	Male	1836	1919	2254	1787	1970	2350	2648	2993	2632	2500	2447	2300	27636
		Female	1678	1721	2148	1582	1760	2225	2369	2566	2523	2229	2135	2115	25051
		<b>Total</b>	<b>3514</b>	<b>3640</b>	<b>4402</b>	<b>3369</b>	<b>3730</b>	<b>4575</b>	<b>5017</b>	<b>5559</b>	<b>5155</b>	<b>4729</b>	<b>4582</b>	<b>4415</b>	<b>52687</b>
24	Ramanagara	Male	456	332	467	430	453	400	471	408	355	369	509	408	5058
		Female	403	347	447	412	347	370	416	359	297	320	535	371	4624
		<b>Total</b>	<b>859</b>	<b>679</b>	<b>914</b>	<b>842</b>	<b>800</b>	<b>770</b>	<b>887</b>	<b>767</b>	<b>652</b>	<b>689</b>	<b>1044</b>	<b>779</b>	<b>9682</b>
25	Shivamogga	Male	1175	1284	1592	1354	1278	1035	1473	1323	1275	1174	1269	1495	15727
		Female	1031	1245	1437	1252	1222	1021	1428	1254	1222	1097	1258	1453	14920
		<b>Total</b>	<b>2206</b>	<b>2529</b>	<b>3029</b>	<b>2606</b>	<b>2500</b>	<b>2056</b>	<b>2901</b>	<b>2577</b>	<b>2497</b>	<b>2271</b>	<b>2527</b>	<b>2948</b>	<b>30647</b>
26	Tumakuru	Male	1345	1154	1435	1158	1379	1344	1327	1432	1204	1221	1343	1392	15734
		Female	1152	1074	1294	1127	1243	1309	1323	1395	1144	1180	1265	1322	14828
		<b>Total</b>	<b>2497</b>	<b>2228</b>	<b>2729</b>	<b>2285</b>	<b>2622</b>	<b>2653</b>	<b>2650</b>	<b>2827</b>	<b>2348</b>	<b>2401</b>	<b>2608</b>	<b>2714</b>	<b>30562</b>
27	Udupi	Male	553	521	546	702	602	656	590	483	530	593	537	552	6865
		Female	536	532	542	660	584	603	553	491	508	523	525	538	6595
		<b>Total</b>	<b>1089</b>	<b>1053</b>	<b>1088</b>	<b>1362</b>	<b>1186</b>	<b>1259</b>	<b>1143</b>	<b>974</b>	<b>1038</b>	<b>1116</b>	<b>1062</b>	<b>1090</b>	<b>13460</b>
28	Uttara Kannada	Male	620	726	991	901	852	702	770	772	752	792	725	843	9446
		Female	655	706	902	852	848	683	779	816	682	783	662	835	9203
		<b>Total</b>	<b>1275</b>	<b>1432</b>	<b>1893</b>	<b>1753</b>	<b>1700</b>	<b>1385</b>	<b>1549</b>	<b>1588</b>	<b>1434</b>	<b>1575</b>	<b>1387</b>	<b>1678</b>	<b>18649</b>
29	Vijayanagara	Male	726	662	758	768	865	732	952	905	835	938	781	926	9848
		Female	650	608	697	763	778	671	896	809	798	858	752	834	9114
		<b>Total</b>	<b>1376</b>	<b>1270</b>	<b>1455</b>	<b>1531</b>	<b>1643</b>	<b>1403</b>	<b>1848</b>	<b>1714</b>	<b>1633</b>	<b>1796</b>	<b>1533</b>	<b>1760</b>	<b>18962</b>
30	Vijayapura	Male	2201	1907	1564	1809	1937	2117	2891	2151	2128	2057	2916	3055	26733
		Female	2088	1723	1455	1742	1854	1878	2630	1865	1951	1948	2770	2775	24679
		<b>Total</b>	<b>4289</b>	<b>3630</b>	<b>3019</b>	<b>3551</b>	<b>3791</b>	<b>3995</b>	<b>5521</b>	<b>4016</b>	<b>4079</b>	<b>4005</b>	<b>5686</b>	<b>5830</b>	<b>51412</b>
31	Yadagiri	Male	1080	933	1100	980	1033	1153	1303	1451	1374	1369	1424	1674	14874
		Female	1030	828	1086	934	981	1045	1210	1313	1337	1244	1342	1409	13759
		<b>Total</b>	<b>2110</b>	<b>1761</b>	<b>2186</b>	<b>1914</b>	<b>2014</b>	<b>2198</b>	<b>2513</b>	<b>2764</b>	<b>2711</b>	<b>2613</b>	<b>2766</b>	<b>3083</b>	<b>28633</b>
State Total	Male	<b>37949</b>	<b>39342</b>	<b>44818</b>	<b>42203</b>	<b>41593</b>	<b>41171</b>	<b>45739</b>	<b>46180</b>	<b>43221</b>	<b>44639</b>	<b>46407</b>	<b>53133</b>	<b>526395</b>	
	Female	<b>35483</b>	<b>36694</b>	<b>41867</b>	<b>39326</b>	<b>39106</b>	<b>38178</b>	<b>42607</b>	<b>43075</b>	<b>40388</b>	<b>41039</b>	<b>43169</b>	<b>49214</b>	<b>490146</b>	
	<b>Total</b>	<b>73432</b>	<b>76036</b>	<b>86685</b>	<b>81529</b>	<b>80699</b>	<b>79349</b>	<b>88346</b>	<b>89255</b>	<b>83609</b>	<b>85678</b>	<b>89576</b>	<b>102347</b>	<b>1016541</b>	

**TABLE B-5 : LIVE BIRTHS BY TYPE OF ATTENTION AT DELIVERY (RURAL & URBAN) - 2023**

Sl. No.	Rural/Urban	Type of Attention at Delivery					Total	
		Institutional		Doctor, Nurse & Trained Midwife	Traditional Birth Attendant	Relatives & Others		Not Stated
		Govt.	Private & Non-Govt					
1	2	3	4	5	6	7	8	
	<b>RURAL</b>	<b>94217</b>	<b>21334</b>	<b>3387</b>	<b>24266</b>	<b>7676</b>	<b>0</b>	<b>150880</b>
	<b>URBAN</b>							
	<b>Towns with Population one lakh and above</b>							
1	Bagalkote CMC	4996	5798	128	40	33	0	10995
2	Ballari CC	16210	5889	64	89	168	0	22420
3	BBMP	49029	98508	148	602	464	0	148751
4	Belagavi CC	9975	11754	123	5	3	0	21860
5	Bhadravathi CMC	900	1959	33	92	17	0	3001
6	Bidar CMC	8238	6876	48	10	25	0	15197
7	Chickamagalur CMC	3758	879	1	4	54	0	4696
8	Chitradurga CMC	7293	3221	6	22	37	0	10579
9	Davangere CC	13298	10253	5	247	0	0	23803
10	Gadag-Betageri CMC	8476	2137	0	0	0	0	10613
11	Gangavathi CMC	4811	3305	18	79	0	0	8213
12	Hassan CMC	6037	4209	49	4	0	0	10299
13	Hospet CMC	4331	3279	8	151	2	0	7771
14	Hubli-Dharwad CC	18576	14203	100	57	68	0	33004
15	Kalaburagi CC	21770	17150	68	3	2	0	38993
16	Kolar CMC	4611	4779	3	2	89	0	9484
17	Mandya CMC	7524	2355	0	3	23	0	9905
18	Mangaluru CC	6404	11318	5	12	34	0	17773
19	Mysuru CC	12931	13842	15	150	166	0	27104
20	Raichur CMC	8180	7021	7	1	338	0	15547
21	Ranebennur CMC	1675	3220	0	0	13	0	4908
22	Robertsonpet CMC	1752	600	0	0	144	0	2496
23	Shivamogga CC	9266	7403	2	18	49	0	16738
24	Tumakuru CC	4264	6983	0	0	4	0	11251
25	Udupi CMC	1497	5072	14	4	0	0	6587
26	Vijayapura CC	11587	17544	137	15	47	0	29330
	<b>ALL OTHER URBAN AREAS</b>	<b>221493</b>	<b>110528</b>	<b>3173</b>	<b>3360</b>	<b>5789</b>	<b>0</b>	<b>344343</b>
	<b>URBAN TOTAL</b>	<b>468882</b>	<b>380085</b>	<b>4155</b>	<b>4970</b>	<b>7569</b>	<b>0</b>	<b>865661</b>
	<b>STATE TOTAL</b>	<b>563099</b>	<b>401419</b>	<b>7542</b>	<b>29236</b>	<b>15245</b>	<b>0</b>	<b>1016541</b>



**TABLE B-6 :LIVE BIRTHS BY METHOD OF DELIVERY AND TYPE OF INSTITUTION FOR INSTITUTIONAL BIRTHS  
(RURAL & URBAN)-2023**

Methos of Delivery	Type of Institution								
	Government Hospital			Private & Non-Government			Total		
	Rural	Urban	Total	Rural	Urban	Total	Rural	Urban	Total
1	2	3	4	5	6	7	8	9	10
Caesarean	3401	164378	167779	10792	233796	244588	14193	398174	412367
Forceps / Vaccum	52	2874	2926	741	5636	6377	793	8510	9303
Normal	90764	301630	392394	9801	140653	150454	100565	442283	542848
Not Stated	0	0	0	0	0	0	0	0	0
<b>State Total</b>	<b>94217</b>	<b>468882</b>	<b>563099</b>	<b>21334</b>	<b>380085</b>	<b>401419</b>	<b>115551</b>	<b>848967</b>	<b>964518</b>

**TABLE B-7 : LIVE BIRTHS BY AGE OF MOTHER & BIRTH ORDER (RURAL & URBAN) - 2023**

<b>BIRTH ORDER</b>															
<b>Age of Mother</b>	<b>1</b>	<b>2</b>	<b>3</b>	<b>4</b>	<b>5</b>	<b>6</b>	<b>7</b>	<b>8</b>	<b>9</b>	<b>10</b>	<b>11</b>	<b>12</b>	<b>13 &amp; Above</b>	<b>Not Stated</b>	<b>Total</b>
1	2	3	4	5	6	7	8	9	10	11	12	13	14	15	16
<b>All</b>															
Below 15	1	0	0	0	0	0	0	0	0	0	0	0	0	0	1
15 - 19	32454	4742	0	0	0	0	0	0	0	0	0	0	0	0	37196
20 - 24	266196	148151	26642	0	0	0	0	0	0	0	0	0	0	0	440989
25 - 29	143310	150066	59429	0	0	0	0	0	0	0	0	0	0	0	352805
30 - 34	48746	66084	20956	7190	0	0	0	0	0	0	0	0	0	0	142976
35 - 39	10808	18265	5773	2143	953	1	0	0	0	0	0	0	0	0	37943
40 - 44	1425	1620	576	240	136	51	0	0	0	0	0	0	0	0	4048
45 & above	240	222	67	25	21	8	0	0	0	0	0	0	0	0	583
Age not Stated	0	0	0	0	0	0	0	0	0	0	0	0	0	0	0
<b>Total</b>	<b>503180</b>	<b>389150</b>	<b>113443</b>	<b>9598</b>	<b>1110</b>	<b>60</b>	<b>0</b>	<b>0</b>	<b>0</b>	<b>0</b>	<b>0</b>	<b>0</b>	<b>0</b>	<b>0</b>	<b>1016541</b>
<b>Rural</b>															
Below 15	0	0	0	0	0	0	0	0	0	0	0	0	0	0	0
15 - 19	4411	607	0	0	0	0	0	0	0	0	0	0	0	0	5018
20 - 24	37424	31627	7026	0	0	0	0	0	0	0	0	0	0	0	76077
25 - 29	12302	24544	13715	0	0	0	0	0	0	0	0	0	0	0	50561
30 - 34	3092	8811	2636	1323	0	0	0	0	0	0	0	0	0	0	15862
35 - 39	647	1324	459	217	214	1	0	0	0	0	0	0	0	0	2862
40 - 44	100	128	43	28	14	7	0	0	0	0	0	0	0	0	320
45 & above	44	96	21	8	7	4	0	0	0	0	0	0	0	0	180
Age not Stated	0	0	0	0	0	0	0	0	0	0	0	0	0	0	0
<b>Total</b>	<b>58020</b>	<b>67137</b>	<b>23900</b>	<b>1576</b>	<b>235</b>	<b>12</b>	<b>0</b>	<b>0</b>	<b>0</b>	<b>0</b>	<b>0</b>	<b>0</b>	<b>0</b>	<b>0</b>	<b>150880</b>
<b>Urban</b>															
Below 15	1	0	0	0	0	0	0	0	0	0	0	0	0	0	1
15 - 19	28043	4135	0	0	0	0	0	0	0	0	0	0	0	0	32178
20 - 24	228772	116524	19616	0	0	0	0	0	0	0	0	0	0	0	364912
25 - 29	131008	125522	45714	0	0	0	0	0	0	0	0	0	0	0	302244
30 - 34	45654	57273	18320	5867	0	0	0	0	0	0	0	0	0	0	127114
35 - 39	10161	16941	5314	1926	739	0	0	0	0	0	0	0	0	0	35081
40 - 44	1325	1492	533	212	122	44	0	0	0	0	0	0	0	0	3728
45 & above	196	126	46	17	14	4	0	0	0	0	0	0	0	0	403
Age not Stated	0	0	0	0	0	0	0	0	0	0	0	0	0	0	0
<b>Total</b>	<b>445160</b>	<b>322013</b>	<b>89543</b>	<b>8022</b>	<b>875</b>	<b>48</b>	<b>0</b>	<b>0</b>	<b>0</b>	<b>0</b>	<b>0</b>	<b>0</b>	<b>0</b>	<b>0</b>	<b>865661</b>

**TABLE B-8 : LIVE BIRTHS BY BIRTH ORDER AND AGE OF THE MOTHER FOR TOWNS WITH POPULATION ONE LAKH AND ABOVE - 2023**

Age of Mother	BIRTH ORDER														Total
	1	2	3	4	5	6	7	8	9	10	11	12	13 & Above	Not Stated	
1	2	3	4	5	6	7	8	9	10	11	12	13	14	15	16
<b>Bagalkote CMC</b>															
Below 15	0	0	0	0	0	0	0	0	0	0	0	0	0	0	0
15 - 19	496	18	0	0	0	0	0	0	0	0	0	0	0	0	514
20 - 24	3071	1796	434	0	0	0	0	0	0	0	0	0	0	0	5301
25 - 29	1135	1513	813	0	0	0	0	0	0	0	0	0	0	0	3461
30 - 34	387	578	298	65	0	0	0	0	0	0	0	0	0	0	1328
35 - 39	99	148	67	22	10	0	0	0	0	0	0	0	0	0	346
40 - 44	17	19	5	0	1	0	0	0	0	0	0	0	0	0	42
45 & above	1	2	0	0	0	0	0	0	0	0	0	0	0	0	3
Age Not Stated	0	0	0	0	0	0	0	0	0	0	0	0	0	0	0
<b>Total</b>	<b>5206</b>	<b>4074</b>	<b>1617</b>	<b>87</b>	<b>11</b>	<b>0</b>	<b>0</b>	<b>0</b>	<b>0</b>	<b>0</b>	<b>0</b>	<b>0</b>	<b>0</b>	<b>0</b>	<b>10995</b>
<b>Ballari CC</b>															
Below 15	0	0	0	0	0	0	0	0	0	0	0	0	0	0	0
15 - 19	479	60	0	0	0	0	0	0	0	0	0	0	0	0	539
20 - 24	8505	4057	967	0	0	0	0	0	0	0	0	0	0	0	13529
25 - 29	1956	2799	1142	0	0	0	0	0	0	0	0	0	0	0	5897
30 - 34	504	844	372	157	0	0	0	0	0	0	0	0	0	0	1877
35 - 39	105	215	121	45	25	0	0	0	0	0	0	0	0	0	511
40 - 44	5	16	15	16	2	6	0	0	0	0	0	0	0	0	60
45 & above	3	4	0	0	0	0	0	0	0	0	0	0	0	0	7
Age Not Stated	0	0	0	0	0	0	0	0	0	0	0	0	0	0	0
<b>Total</b>	<b>11557</b>	<b>7995</b>	<b>2617</b>	<b>218</b>	<b>27</b>	<b>6</b>	<b>0</b>	<b>0</b>	<b>0</b>	<b>0</b>	<b>0</b>	<b>0</b>	<b>0</b>	<b>0</b>	<b>22420</b>
<b>BBMP</b>															
Below 15	0	0	0	0	0	0	0	0	0	0	0	0	0	0	0
15 - 19	3518	290	0	0	0	0	0	0	0	0	0	0	0	0	3808
20 - 24	25137	12168	1910	0	0	0	0	0	0	0	0	0	0	0	39215
25 - 29	28921	19117	4642	0	0	0	0	0	0	0	0	0	0	0	52680
30 - 34	18636	16153	3361	778	0	0	0	0	0	0	0	0	0	0	38928
35 - 39	4584	6392	1197	317	97	0	0	0	0	0	0	0	0	0	12587
40 - 44	552	603	156	39	19	3	0	0	0	0	0	0	0	0	1372
45 & above	88	50	18	4	1	0	0	0	0	0	0	0	0	0	161
Age Not Stated	0	0	0	0	0	0	0	0	0	0	0	0	0	0	0
<b>Total</b>	<b>81436</b>	<b>54773</b>	<b>11284</b>	<b>1138</b>	<b>117</b>	<b>3</b>	<b>0</b>	<b>0</b>	<b>0</b>	<b>0</b>	<b>0</b>	<b>0</b>	<b>0</b>	<b>0</b>	<b>148751</b>
<b>Belagavi CC</b>															
Below 15	0	0	0	0	0	0	0	0	0	0	0	0	0	0	0
15 - 19	1075	89	0	0	0	0	0	0	0	0	0	0	0	0	1164
20 - 24	6700	1782	268	0	0	0	0	0	0	0	0	0	0	0	8750
25 - 29	5934	2029	661	0	0	0	0	0	0	0	0	0	0	0	8624
30 - 34	981	1097	384	86	0	0	0	0	0	0	0	0	0	0	2548
35 - 39	275	276	106	29	1	0	0	0	0	0	0	0	0	0	687
40 - 44	31	31	10	6	1	0	0	0	0	0	0	0	0	0	79
45 & above	3	3	1	1	0	0	0	0	0	0	0	0	0	0	8
Age Not Stated	0	0	0	0	0	0	0	0	0	0	0	0	0	0	0
<b>Total</b>	<b>14999</b>	<b>5307</b>	<b>1430</b>	<b>122</b>	<b>2</b>	<b>0</b>	<b>0</b>	<b>0</b>	<b>0</b>	<b>0</b>	<b>0</b>	<b>0</b>	<b>0</b>	<b>0</b>	<b>21860</b>
<b>Bhadravathi CMC</b>															
Below 15	0	0	0	0	0	0	0	0	0	0	0	0	0	0	0
15 - 19	124	12	0	0	0	0	0	0	0	0	0	0	0	0	136
20 - 24	800	429	43	0	0	0	0	0	0	0	0	0	0	0	1272
25 - 29	462	471	119	0	0	0	0	0	0	0	0	0	0	0	1052

**TABLE B-8 : LIVE BIRTHS BY BIRTH ORDER AND AGE OF THE MOTHER FOR TOWNS WITH POPULATION ONE LAKH AND ABOVE - 2023**

Age of Mother	BIRTH ORDER														Total
	1	2	3	4	5	6	7	8	9	10	11	12	13 & Above	Not Stated	
1	2	3	4	5	6	7	8	9	10	11	12	13	14	15	16
30 - 34	127	218	71	14	0	0	0	0	0	0	0	0	0	0	430
35 - 39	25	55	20	5	1	0	0	0	0	0	0	0	0	0	106
40 - 44	1	3	0	0	0	0	0	0	0	0	0	0	0	0	4
45 & above	0	0	1	0	0	0	0	0	0	0	0	0	0	0	1
Age Not Stated	0	0	0	0	0	0	0	0	0	0	0	0	0	0	0
<b>Total</b>	<b>1539</b>	<b>1188</b>	<b>254</b>	<b>19</b>	<b>1</b>	<b>0</b>	<b>0</b>	<b>0</b>	<b>0</b>	<b>0</b>	<b>0</b>	<b>0</b>	<b>0</b>	<b>0</b>	<b>3001</b>
<b>Bidar CMC</b>															
Below 15	0	0	0	0	0	0	0	0	0	0	0	0	0	0	0
15 - 19	459	2333	0	0	0	0	0	0	0	0	0	0	0	0	2792
20 - 24	3358	1743	504	0	0	0	0	0	0	0	0	0	0	0	5605
25 - 29	1374	2022	1136	0	0	0	0	0	0	0	0	0	0	0	4532
30 - 34	376	739	498	191	0	0	0	0	0	0	0	0	0	0	1804
35 - 39	70	168	114	41	24	0	0	0	0	0	0	0	0	0	417
40 - 44	9	16	6	4	5	2	0	0	0	0	0	0	0	0	42
45 & above	2	0	1	1	1	0	0	0	0	0	0	0	0	0	5
Age Not Stated	0	0	0	0	0	0	0	0	0	0	0	0	0	0	0
<b>Total</b>	<b>5648</b>	<b>7021</b>	<b>2259</b>	<b>237</b>	<b>30</b>	<b>2</b>	<b>0</b>	<b>0</b>	<b>0</b>	<b>0</b>	<b>0</b>	<b>0</b>	<b>0</b>	<b>0</b>	<b>15197</b>
<b>Chickamagalur CMC</b>															
Below 15	0	0	0	0	0	0	0	0	0	0	0	0	0	0	0
15 - 19	189	8	0	0	0	0	0	0	0	0	0	0	0	0	197
20 - 24	1049	580	55	0	0	0	0	0	0	0	0	0	0	0	1684
25 - 29	824	780	130	0	0	0	0	0	0	0	0	0	0	0	1734
30 - 34	265	468	78	24	0	0	0	0	0	0	0	0	0	0	835
35 - 39	49	120	32	10	3	0	0	0	0	0	0	0	0	0	214
40 - 44	17	7	3	1	0	0	0	0	0	0	0	0	0	0	28
45 & above	2	1	1	0	0	0	0	0	0	0	0	0	0	0	4
Age Not Stated	0	0	0	0	0	0	0	0	0	0	0	0	0	0	0
<b>Total</b>	<b>2395</b>	<b>1964</b>	<b>299</b>	<b>35</b>	<b>3</b>	<b>0</b>	<b>0</b>	<b>0</b>	<b>0</b>	<b>0</b>	<b>0</b>	<b>0</b>	<b>0</b>	<b>0</b>	<b>4696</b>
<b>Chitradurga CMC</b>															
Below 15	0	0	0	0	0	0	0	0	0	0	0	0	0	0	0
15 - 19	635	28	0	0	0	0	0	0	0	0	0	0	0	0	663
20 - 24	2725	1620	189	0	0	0	0	0	0	0	0	0	0	0	4534
25 - 29	1518	1656	450	0	0	0	0	0	0	0	0	0	0	0	3624
30 - 34	498	679	177	45	0	0	0	0	0	0	0	0	0	0	1399
35 - 39	98	151	58	10	5	0	0	0	0	0	0	0	0	0	322
40 - 44	11	18	1	2	1	0	0	0	0	0	0	0	0	0	33
45 & above	2	2	0	0	0	0	0	0	0	0	0	0	0	0	4
Age Not Stated	0	0	0	0	0	0	0	0	0	0	0	0	0	0	0
<b>Total</b>	<b>5487</b>	<b>4154</b>	<b>875</b>	<b>57</b>	<b>6</b>	<b>0</b>	<b>0</b>	<b>0</b>	<b>0</b>	<b>0</b>	<b>0</b>	<b>0</b>	<b>0</b>	<b>0</b>	<b>10579</b>
<b>Davangere CC</b>															
Below 15	0	0	0	0	0	0	0	0	0	0	0	0	0	0	0
15 - 19	910	52	0	0	0	0	0	0	0	0	0	0	0	0	962
20 - 24	6158	3172	486	0	0	0	0	0	0	0	0	0	0	0	9816
25 - 29	3908	3540	1026	0	0	0	0	0	0	0	0	0	0	0	8474
30 - 34	1239	1693	534	93	0	0	0	0	0	0	0	0	0	0	3559
35 - 39	282	391	164	31	6	0	0	0	0	0	0	0	0	0	874
40 - 44	41	49	5	3	2	0	0	0	0	0	0	0	0	0	100
45 & above	10	6	1	1	0	0	0	0	0	0	0	0	0	0	18
Age Not Stated	0	0	0	0	0	0	0	0	0	0	0	0	0	0	0

**TABLE B-8 : LIVE BIRTHS BY BIRTH ORDER AND AGE OF THE MOTHER FOR TOWNS WITH POPULATION ONE LAKH AND ABOVE - 2023**

Age of Mother	BIRTH ORDER														Total
	1	2	3	4	5	6	7	8	9	10	11	12	13 & Above	Not Stated	
1	2	3	4	5	6	7	8	9	10	11	12	13	14	15	16
<b>Total</b>	<b>12548</b>	<b>8903</b>	<b>2216</b>	<b>128</b>	<b>8</b>	<b>0</b>	<b>0</b>	<b>0</b>	<b>0</b>	<b>0</b>	<b>0</b>	<b>0</b>	<b>0</b>	<b>0</b>	<b>23803</b>
<b>Gadag-Betageri CMC</b>															
Below 15	0	0	0	0	0	0	0	0	0	0	0	0	0	0	0
15 - 19	222	5	0	0	0	0	0	0	0	0	0	0	0	0	227
20 - 24	3007	1453	275	0	0	0	0	0	0	0	0	0	0	0	4735
25 - 29	1428	1669	713	0	0	0	0	0	0	0	0	0	0	0	3810
30 - 34	439	669	298	57	0	0	0	0	0	0	0	0	0	0	1463
35 - 39	82	148	72	25	6	0	0	0	0	0	0	0	0	0	333
40 - 44	16	15	7	1	1	0	0	0	0	0	0	0	0	0	40
45 & above	4	1	0	0	0	0	0	0	0	0	0	0	0	0	5
Age Not Stated	0	0	0	0	0	0	0	0	0	0	0	0	0	0	0
<b>Total</b>	<b>5198</b>	<b>3960</b>	<b>1365</b>	<b>83</b>	<b>7</b>	<b>0</b>	<b>0</b>	<b>0</b>	<b>0</b>	<b>0</b>	<b>0</b>	<b>0</b>	<b>0</b>	<b>0</b>	<b>10613</b>
<b>Gangavathi CMC</b>															
Below 15	0	0	0	0	0	0	0	0	0	0	0	0	0	0	0
15 - 19	138	9	0	0	0	0	0	0	0	0	0	0	0	0	147
20 - 24	2567	1235	221	0	0	0	0	0	0	0	0	0	0	0	4023
25 - 29	1169	1369	586	0	0	0	0	0	0	0	0	0	0	0	3124
30 - 34	213	346	142	62	0	0	0	0	0	0	0	0	0	0	763
35 - 39	31	63	35	9	6	0	0	0	0	0	0	0	0	0	144
40 - 44	4	4	1	2	0	0	0	0	0	0	0	0	0	0	11
45 & above	1	0	0	0	0	0	0	0	0	0	0	0	0	0	1
Age Not Stated	0	0	0	0	0	0	0	0	0	0	0	0	0	0	0
<b>Total</b>	<b>4123</b>	<b>3026</b>	<b>985</b>	<b>73</b>	<b>6</b>	<b>0</b>	<b>0</b>	<b>0</b>	<b>0</b>	<b>0</b>	<b>0</b>	<b>0</b>	<b>0</b>	<b>0</b>	<b>8213</b>
<b>Hassan CMC</b>															
Below 15	0	0	0	0	0	0	0	0	0	0	0	0	0	0	0
15 - 19	300	15	0	0	0	0	0	0	0	0	0	0	0	0	315
20 - 24	1919	769	62	0	0	0	0	0	0	0	0	0	0	0	2750
25 - 29	5343	894	106	0	0	0	0	0	0	0	0	0	0	0	6343
30 - 34	259	373	56	4	0	0	0	0	0	0	0	0	0	0	692
35 - 39	60	100	21	4	1	0	0	0	0	0	0	0	0	0	186
40 - 44	3	6	3	0	0	0	0	0	0	0	0	0	0	0	12
45 & above	0	0	0	0	1	0	0	0	0	0	0	0	0	0	1
Age Not Stated	0	0	0	0	0	0	0	0	0	0	0	0	0	0	0
<b>Total</b>	<b>7884</b>	<b>2157</b>	<b>248</b>	<b>8</b>	<b>2</b>	<b>0</b>	<b>0</b>	<b>0</b>	<b>0</b>	<b>0</b>	<b>0</b>	<b>0</b>	<b>0</b>	<b>0</b>	<b>10299</b>
<b>Hospet CMC</b>															
Below 15	0	0	0	0	0	0	0	0	0	0	0	0	0	0	0
15 - 19	66	0	0	0	0	0	0	0	0	0	0	0	0	0	66
20 - 24	2755	2038	90	0	0	0	0	0	0	0	0	0	0	0	4883
25 - 29	629	607	764	0	0	0	0	0	0	0	0	0	0	0	2000
30 - 34	251	298	76	20	0	0	0	0	0	0	0	0	0	0	645
35 - 39	44	80	27	2	1	0	0	0	0	0	0	0	0	0	154
40 - 44	12	4	4	1	0	0	0	0	0	0	0	0	0	0	21
45 & above	1	1	0	0	0	0	0	0	0	0	0	0	0	0	2
Age Not Stated	0	0	0	0	0	0	0	0	0	0	0	0	0	0	0
<b>Total</b>	<b>3758</b>	<b>3028</b>	<b>961</b>	<b>23</b>	<b>1</b>	<b>0</b>	<b>0</b>	<b>0</b>	<b>0</b>	<b>0</b>	<b>0</b>	<b>0</b>	<b>0</b>	<b>0</b>	<b>7771</b>
<b>Hubli-Dharwad CC</b>															
Below 15	0	0	0	0	0	0	0	0	0	0	0	0	0	0	0
15 - 19	904	54	0	0	0	0	0	0	0	0	0	0	0	0	958
20 - 24	8225	4151	864	0	0	0	0	0	0	0	0	0	0	0	13240

**TABLE B-8 : LIVE BIRTHS BY BIRTH ORDER AND AGE OF THE MOTHER FOR TOWNS WITH POPULATION ONE LAKH AND ABOVE - 2023**

Age of Mother	BIRTH ORDER														Total
	1	2	3	4	5	6	7	8	9	10	11	12	13 & Above	Not Stated	
1	2	3	4	5	6	7	8	9	10	11	12	13	14	15	16
25 - 29	4631	4857	2103	0	0	0	0	0	0	0	0	0	0	0	11591
30 - 34	1857	2422	1024	261	0	0	0	0	0	0	0	0	0	0	5564
35 - 39	379	676	292	74	20	0	0	0	0	0	0	0	0	0	1441
40 - 44	77	66	34	6	5	0	0	0	0	0	0	0	0	0	188
45 & above	16	6	0	0	0	0	0	0	0	0	0	0	0	0	22
Age Not Stated	0	0	0	0	0	0	0	0	0	0	0	0	0	0	0
<b>Total</b>	<b>16089</b>	<b>12232</b>	<b>4317</b>	<b>341</b>	<b>25</b>	<b>0</b>	<b>0</b>	<b>0</b>	<b>0</b>	<b>0</b>	<b>0</b>	<b>0</b>	<b>0</b>	<b>0</b>	<b>33004</b>
<b>Kalaburagi CC</b>															
Below 15	0	0	0	0	0	0	0	0	0	0	0	0	0	0	0
15 - 19	779	95	0	0	0	0	0	0	0	0	0	0	0	0	874
20 - 24	19177	4189	792	0	0	0	0	0	0	0	0	0	0	0	24158
25 - 29	4127	3967	1758	0	0	0	0	0	0	0	0	0	0	0	9852
30 - 34	946	1388	655	266	0	0	0	0	0	0	0	0	0	0	3255
35 - 39	190	283	197	69	51	0	0	0	0	0	0	0	0	0	790
40 - 44	19	11	14	5	3	5	0	0	0	0	0	0	0	0	57
45 & above	4	0	2	1	0	0	0	0	0	0	0	0	0	0	7
Age Not Stated	0	0	0	0	0	0	0	0	0	0	0	0	0	0	0
<b>Total</b>	<b>25242</b>	<b>9933</b>	<b>3418</b>	<b>341</b>	<b>54</b>	<b>5</b>	<b>0</b>	<b>0</b>	<b>0</b>	<b>0</b>	<b>0</b>	<b>0</b>	<b>0</b>	<b>0</b>	<b>38993</b>
<b>Kolar CMC</b>															
Below 15	0	0	0	0	0	0	0	0	0	0	0	0	0	0	0
15 - 19	563	33	0	0	0	0	0	0	0	0	0	0	0	0	596
20 - 24	2565	1497	222	0	0	0	0	0	0	0	0	0	0	0	4284
25 - 29	1479	1510	373	0	0	0	0	0	0	0	0	0	0	0	3362
30 - 34	273	540	140	56	0	0	0	0	0	0	0	0	0	0	1009
35 - 39	61	107	34	12	8	0	0	0	0	0	0	0	0	0	222
40 - 44	6	4	0	0	0	0	0	0	0	0	0	0	0	0	10
45 & above	0	1	0	0	0	0	0	0	0	0	0	0	0	0	1
Age Not Stated	0	0	0	0	0	0	0	0	0	0	0	0	0	0	0
<b>Total</b>	<b>4947</b>	<b>3692</b>	<b>769</b>	<b>68</b>	<b>8</b>	<b>0</b>	<b>0</b>	<b>0</b>	<b>0</b>	<b>0</b>	<b>0</b>	<b>0</b>	<b>0</b>	<b>0</b>	<b>9484</b>
<b>Mandya CMC</b>															
Below 15	0	0	0	0	0	0	0	0	0	0	0	0	0	0	0
15 - 19	524	11	0	0	0	0	0	0	0	0	0	0	0	0	535
20 - 24	2713	1411	113	0	0	0	0	0	0	0	0	0	0	0	4237
25 - 29	1535	1525	285	0	0	0	0	0	0	0	0	0	0	0	3345
30 - 34	524	773	133	17	0	0	0	0	0	0	0	0	0	0	1447
35 - 39	98	185	37	4	0	0	0	0	0	0	0	0	0	0	324
40 - 44	7	6	2	0	2	0	0	0	0	0	0	0	0	0	17
45 & above	0	0	0	0	0	0	0	0	0	0	0	0	0	0	0
Age Not Stated	0	0	0	0	0	0	0	0	0	0	0	0	0	0	0
<b>Total</b>	<b>5401</b>	<b>3911</b>	<b>570</b>	<b>21</b>	<b>2</b>	<b>0</b>	<b>0</b>	<b>0</b>	<b>0</b>	<b>0</b>	<b>0</b>	<b>0</b>	<b>0</b>	<b>0</b>	<b>9905</b>
<b>Mangaluru CC</b>															
Below 15	1	0	0	0	0	0	0	0	0	0	0	0	0	0	1
15 - 19	208	8	0	0	0	0	0	0	0	0	0	0	0	0	216
20 - 24	2460	906	130	0	0	0	0	0	0	0	0	0	0	0	3496
25 - 29	3305	2392	806	0	0	0	0	0	0	0	0	0	0	0	6503
30 - 34	1749	2184	937	320	0	0	0	0	0	0	0	0	0	0	5190
35 - 39	423	907	375	255	71	0	0	0	0	0	0	0	0	0	2031
40 - 44	93	112	46	36	22	10	0	0	0	0	0	0	0	0	319
45 & above	5	8	0	2	2	0	0	0	0	0	0	0	0	0	17

**TABLE B-8 : LIVE BIRTHS BY BIRTH ORDER AND AGE OF THE MOTHER FOR TOWNS WITH POPULATION ONE LAKH AND ABOVE - 2023**

Age of Mother	BIRTH ORDER														Total
	1	2	3	4	5	6	7	8	9	10	11	12	13 & Above	Not Stated	
1	2	3	4	5	6	7	8	9	10	11	12	13	14	15	16
Age Not Stated	0	0	0	0	0	0	0	0	0	0	0	0	0	0	0
<b>Total</b>	<b>8244</b>	<b>6517</b>	<b>2294</b>	<b>613</b>	<b>95</b>	<b>10</b>	<b>0</b>	<b>0</b>	<b>0</b>	<b>0</b>	<b>0</b>	<b>0</b>	<b>0</b>	<b>0</b>	<b>17773</b>
<b>Mysuru CC</b>															
Below 15	0	0	0	0	0	0	0	0	0	0	0	0	0	0	0
15 - 19	1404	72	0	0	0	0	0	0	0	0	0	0	0	0	1476
20 - 24	5891	3805	439	0	0	0	0	0	0	0	0	0	0	0	10135
25 - 29	4589	3687	826	0	0	0	0	0	0	0	0	0	0	0	9102
30 - 34	1875	2456	438	111	0	0	0	0	0	0	0	0	0	0	4880
35 - 39	469	705	138	34	9	0	0	0	0	0	0	0	0	0	1355
40 - 44	63	63	11	3	1	0	0	0	0	0	0	0	0	0	141
45 & above	7	7	1	0	0	0	0	0	0	0	0	0	0	0	15
Age Not Stated	0	0	0	0	0	0	0	0	0	0	0	0	0	0	0
<b>Total</b>	<b>14298</b>	<b>10795</b>	<b>1853</b>	<b>148</b>	<b>10</b>	<b>0</b>	<b>0</b>	<b>0</b>	<b>0</b>	<b>0</b>	<b>0</b>	<b>0</b>	<b>0</b>	<b>0</b>	<b>27104</b>
<b>Raichur CMC</b>															
Below 15	0	0	0	0	0	0	0	0	0	0	0	0	0	0	0
15 - 19	261	16	0	0	0	0	0	0	0	0	0	0	0	0	277
20 - 24	5195	2062	452	0	0	0	0	0	0	0	0	0	0	0	7709
25 - 29	1897	2681	1119	0	0	0	0	0	0	0	0	0	0	0	5697
30 - 34	352	641	343	141	0	0	0	0	0	0	0	0	0	0	1477
35 - 39	78	130	89	41	17	0	0	0	0	0	0	0	0	0	355
40 - 44	10	9	7	2	2	0	0	0	0	0	0	0	0	0	30
45 & above	1	0	1	0	0	0	0	0	0	0	0	0	0	0	2
Age Not Stated	0	0	0	0	0	0	0	0	0	0	0	0	0	0	0
<b>Total</b>	<b>7794</b>	<b>5539</b>	<b>2011</b>	<b>184</b>	<b>19</b>	<b>0</b>	<b>0</b>	<b>0</b>	<b>0</b>	<b>0</b>	<b>0</b>	<b>0</b>	<b>0</b>	<b>0</b>	<b>15547</b>
<b>Ranebennur CMC</b>															
Below 15	0	0	0	0	0	0	0	0	0	0	0	0	0	0	0
15 - 19	100	3	0	0	0	0	0	0	0	0	0	0	0	0	103
20 - 24	1168	735	95	0	0	0	0	0	0	0	0	0	0	0	1998
25 - 29	654	904	349	0	0	0	0	0	0	0	0	0	0	0	1907
30 - 34	180	354	140	40	0	0	0	0	0	0	0	0	0	0	714
35 - 39	30	79	47	15	4	0	0	0	0	0	0	0	0	0	175
40 - 44	3	3	1	2	0	0	0	0	0	0	0	0	0	0	9
45 & above	1	0	0	1	0	0	0	0	0	0	0	0	0	0	2
Age Not Stated	0	0	0	0	0	0	0	0	0	0	0	0	0	0	0
<b>Total</b>	<b>2136</b>	<b>2078</b>	<b>632</b>	<b>58</b>	<b>4</b>	<b>0</b>	<b>0</b>	<b>0</b>	<b>0</b>	<b>0</b>	<b>0</b>	<b>0</b>	<b>0</b>	<b>0</b>	<b>4908</b>
<b>Robertsonpet CMC</b>															
Below 15	0	0	0	0	0	0	0	0	0	0	0	0	0	0	0
15 - 19	66	2	0	0	0	0	0	0	0	0	0	0	0	0	68
20 - 24	570	349	39	0	0	0	0	0	0	0	0	0	0	0	958
25 - 29	363	429	146	0	0	0	0	0	0	0	0	0	0	0	938
30 - 34	133	221	56	18	0	0	0	0	0	0	0	0	0	0	428
35 - 39	23	47	19	4	1	0	0	0	0	0	0	0	0	0	94
40 - 44	2	3	3	0	0	0	0	0	0	0	0	0	0	0	8
45 & above	2	0	0	0	0	0	0	0	0	0	0	0	0	0	2
Age Not Stated	0	0	0	0	0	0	0	0	0	0	0	0	0	0	0
<b>Total</b>	<b>1159</b>	<b>1051</b>	<b>263</b>	<b>22</b>	<b>1</b>	<b>0</b>	<b>0</b>	<b>0</b>	<b>0</b>	<b>0</b>	<b>0</b>	<b>0</b>	<b>0</b>	<b>0</b>	<b>2496</b>
<b>Shivamogga CC</b>															
Below 15	0	0	0	0	0	0	0	0	0	0	0	0	0	0	0
15 - 19	575	37	0	0	0	0	0	0	0	0	0	0	0	0	612

**TABLE B-8 : LIVE BIRTHS BY BIRTH ORDER AND AGE OF THE MOTHER FOR TOWNS WITH POPULATION ONE LAKH AND ABOVE - 2023**

Age of Mother	BIRTH ORDER														Total
	1	2	3	4	5	6	7	8	9	10	11	12	13 & Above	Not Stated	
1	2	3	4	5	6	7	8	9	10	11	12	13	14	15	16
20 - 24	3941	2243	329	0	0	0	0	0	0	0	0	0	0	0	6513
25 - 29	2916	2492	709	0	0	0	0	0	0	0	0	0	0	0	6117
30 - 34	989	1333	371	68	0	0	0	0	0	0	0	0	0	0	2761
35 - 39	165	357	117	23	6	0	0	0	0	0	0	0	0	0	668
40 - 44	28	24	7	3	1	0	0	0	0	0	0	0	0	0	63
45 & above	2	1	1	0	0	0	0	0	0	0	0	0	0	0	4
Age Not Stated	0	0	0	0	0	0	0	0	0	0	0	0	0	0	0
<b>Total</b>	<b>8616</b>	<b>6487</b>	<b>1534</b>	<b>94</b>	<b>7</b>	<b>0</b>	<b>0</b>	<b>0</b>	<b>0</b>	<b>0</b>	<b>0</b>	<b>0</b>	<b>0</b>	<b>0</b>	<b>16738</b>
<b>Tumakuru CC</b>															
Below 15	0	0	0	0	0	0	0	0	0	0	0	0	0	0	0
15 - 19	459	36	0	0	0	0	0	0	0	0	0	0	0	0	495
20 - 24	2975	1315	109	0	0	0	0	0	0	0	0	0	0	0	4399
25 - 29	1948	1728	291	0	0	0	0	0	0	0	0	0	0	0	3967
30 - 34	687	916	200	43	0	0	0	0	0	0	0	0	0	0	1846
35 - 39	157	249	52	17	5	0	0	0	0	0	0	0	0	0	480
40 - 44	28	19	2	0	1	1	0	0	0	0	0	0	0	0	51
45 & above	10	3	0	0	0	0	0	0	0	0	0	0	0	0	13
Age Not Stated	0	0	0	0	0	0	0	0	0	0	0	0	0	0	0
<b>Total</b>	<b>6264</b>	<b>4266</b>	<b>654</b>	<b>60</b>	<b>6</b>	<b>1</b>	<b>0</b>	<b>0</b>	<b>0</b>	<b>0</b>	<b>0</b>	<b>0</b>	<b>0</b>	<b>0</b>	<b>11251</b>
<b>Udupi CMC</b>															
Below 15	0	0	0	0	0	0	0	0	0	0	0	0	0	0	0
15 - 19	32	1	0	0	0	0	0	0	0	0	0	0	0	0	33
20 - 24	489	174	29	0	0	0	0	0	0	0	0	0	0	0	692
25 - 29	1794	690	87	0	0	0	0	0	0	0	0	0	0	0	2571
30 - 34	1117	1137	108	22	0	0	0	0	0	0	0	0	0	0	2384
35 - 39	222	495	60	17	4	0	0	0	0	0	0	0	0	0	798
40 - 44	36	45	15	1	2	0	0	0	0	0	0	0	0	0	99
45 & above	8	2	0	0	0	0	0	0	0	0	0	0	0	0	10
Age Not Stated	0	0	0	0	0	0	0	0	0	0	0	0	0	0	0
<b>Total</b>	<b>3698</b>	<b>2544</b>	<b>299</b>	<b>40</b>	<b>6</b>	<b>0</b>	<b>0</b>	<b>0</b>	<b>0</b>	<b>0</b>	<b>0</b>	<b>0</b>	<b>0</b>	<b>0</b>	<b>6587</b>
<b>Vijayapura CC</b>															
Below 15	0	0	0	0	0	0	0	0	0	0	0	0	0	0	0
15 - 19	1473	139	0	0	0	0	0	0	0	0	0	0	0	0	1612
20 - 24	8480	4387	1169	0	0	0	0	0	0	0	0	0	0	0	14036
25 - 29	3585	4163	2209	0	0	0	0	0	0	0	0	0	0	0	9957
30 - 34	845	1159	703	242	0	0	0	0	0	0	0	0	0	0	2949
35 - 39	161	261	175	52	26	0	0	0	0	0	0	0	0	0	675
40 - 44	28	30	24	10	3	1	0	0	0	0	0	0	0	0	96
45 & above	2	0	2	0	0	1	0	0	0	0	0	0	0	0	5
Age Not Stated	0	0	0	0	0	0	0	0	0	0	0	0	0	0	0
<b>Total</b>	<b>14574</b>	<b>10139</b>	<b>4282</b>	<b>304</b>	<b>29</b>	<b>2</b>	<b>0</b>	<b>0</b>	<b>0</b>	<b>0</b>	<b>0</b>	<b>0</b>	<b>0</b>	<b>0</b>	<b>29330</b>



**TABLE B-9 :LIVE BIRTHS BY AGE & LEVEL OF EDUCATION OF THE MOTHER AND AGE OF MOTHER (RURAL & URBAN)-2023**

Age of Mother	Level of Education of the Mother						Total
	Illiterate	Below Primary	Primary But Below Matric	Matric But Below Graduate	Graduate & Above	Not Stated	
1	2	3	4	5	6	7	8
<b>All Areas</b>							
Below 15	1	0	0	0	0	0	1
15 - 19	2415	1755	11741	19881	1404	0	37196
20 - 24	35487	41694	133099	184949	45760	0	440989
25 - 29	25779	23479	81679	126504	95364	0	352805
30 - 34	6944	5136	23465	43149	64282	0	142976
35 - 39	1817	1339	6600	10779	17408	0	37943
40 - 44	269	178	782	1162	1657	0	4048
45 & above	95	57	93	125	213	0	583
Age not Stated	0	0	0	0	0	0	0
<b>Total</b>	<b>72807</b>	<b>73638</b>	<b>257459</b>	<b>386549</b>	<b>226088</b>	<b>0</b>	<b>1016541</b>
<b>Urban Areas</b>							
Below 15	1	0	0	0	0	0	1
15 - 19	1740	1234	9926	18051	1227	0	32178
20 - 24	24072	29953	106598	163705	40584	0	364912
25 - 29	17694	17134	65491	113191	88734	0	302244
30 - 34	4472	3267	19754	39657	59964	0	127114
35 - 39	1484	963	5937	10178	16519	0	35081
40 - 44	222	123	712	1102	1569	0	3728
45 & above	45	19	55	115	169	0	403
Age not Stated	0	0	0	0	0	0	0
<b>Total</b>	<b>49730</b>	<b>52693</b>	<b>208473</b>	<b>345999</b>	<b>208766</b>	<b>0</b>	<b>865661</b>
<b>Rural Areas</b>							
Below 15	0	0	0	0	0	0	0
15 - 19	675	521	1815	1830	177	0	5018
20 - 24	11415	11741	26501	21244	5176	0	76077
25 - 29	8085	6345	16188	13313	6630	0	50561
30 - 34	2472	1869	3711	3492	4318	0	15862
35 - 39	333	376	663	601	889	0	2862
40 - 44	47	55	70	60	88	0	320
45 & above	50	38	38	10	44	0	180
Age not Stated	0	0	0	0	0	0	0
<b>Total</b>	<b>23077</b>	<b>20945</b>	<b>48986</b>	<b>40550</b>	<b>17322</b>	<b>0</b>	<b>150880</b>

**TABLE B-10: LIVE BIRTHS BY LEVEL OF EDUCATION OF THE FATHER & BIRTH ORDER (RURAL & URBAN)-2023**

Level of Education of Father	Live Birth Order														
	1	2	3	4	5	6	7	8	9	10	11	12	13 & Above	Not Stated	Total
1	2	3	4	5	6	7	8	9	10	11	12	13	14	15	16
<b>All Areas</b>															
Illiterate	32301	31784	13343	1272	170	18	0	0	0	0	0	0	0	0	78888
Below Primary	29983	26338	9476	792	187	6	0	0	0	0	0	0	0	0	66782
Primary but below Matric	122153	99792	36804	3216	344	11	0	0	0	0	0	0	0	0	262320
Matric but below graduate	188873	152712	41893	3412	312	17	0	0	0	0	0	0	0	0	387219
Graduate & above	129870	78524	11927	906	97	8	0	0	0	0	0	0	0	0	221332
Not Stated	0	0	0	0	0	0	0	0	0	0	0	0	0	0	0
<b>Total</b>	<b>503180</b>	<b>389150</b>	<b>113443</b>	<b>9598</b>	<b>1110</b>	<b>60</b>	<b>0</b>	<b>0</b>	<b>0</b>	<b>0</b>	<b>0</b>	<b>0</b>	<b>0</b>	<b>0</b>	<b>1016541</b>
<b>Rural Areas</b>															
Illiterate	8094	10100	4356	353	41	2	0	0	0	0	0	0	0	0	22946
Below Primary	6654	9016	3320	231	111	3	0	0	0	0	0	0	0	0	19335
Primary but below Matric	17549	21642	8924	580	50	2	0	0	0	0	0	0	0	0	48747
Matric but below graduate	16973	18759	5680	330	24	3	0	0	0	0	0	0	0	0	41769
Graduate & above	8750	7620	1620	82	9	2	0	0	0	0	0	0	0	0	18083
Not Stated	0	0	0	0	0	0	0	0	0	0	0	0	0	0	0
<b>Total</b>	<b>58020</b>	<b>67137</b>	<b>23900</b>	<b>1576</b>	<b>235</b>	<b>12</b>	<b>0</b>	<b>0</b>	<b>0</b>	<b>0</b>	<b>0</b>	<b>0</b>	<b>0</b>	<b>0</b>	<b>150880</b>
<b>Urban Areas</b>															
Illiterate	24207	21684	8987	919	129	16	0	0	0	0	0	0	0	0	55942
Below Primary	23329	17322	6156	561	76	3	0	0	0	0	0	0	0	0	47447
Primary but below Matric	104604	78150	27880	2636	294	9	0	0	0	0	0	0	0	0	213573
Matric but below graduate	171900	133953	36213	3082	288	14	0	0	0	0	0	0	0	0	345450
Graduate & above	121120	70904	10307	824	88	6	0	0	0	0	0	0	0	0	203249
Not Stated	0	0	0	0	0	0	0	0	0	0	0	0	0	0	0
<b>Total</b>	<b>445160</b>	<b>322013</b>	<b>89543</b>	<b>8022</b>	<b>875</b>	<b>48</b>	<b>0</b>	<b>0</b>	<b>0</b>	<b>0</b>	<b>0</b>	<b>0</b>	<b>0</b>	<b>0</b>	<b>865661</b>

**TABLE B-11 :LIVE BIRTHS BY LEVEL OF EDUCATION OF THE MOTHER & BIRTH ORDER (RURAL & URBAN)-2023**

Level of Education of Mother	1	LIVE BIRTH ORDER													
		2	3	4	5	6	7	8	9	10	11	12	13 & Above	Not Stated	Total
1	2	3	4	5	6	7	8	9	10	11	12	13	14	15	16
<b>All Areas</b>															
Illiterate	29940	29009	12341	1303	198	16	0	0	0	0	0	0	0	0	72807
Below Primary	34895	27496	10286	768	185	8	0	0	0	0	0	0	0	0	73638
Primary but below Matric	117303	98549	37947	3291	354	15	0	0	0	0	0	0	0	0	257459
Matric but below graduate	186553	153664	42617	3412	286	17	0	0	0	0	0	0	0	0	386549
Graduate & above	134489	80432	10252	824	87	4	0	0	0	0	0	0	0	0	226088
Not Stated	0	0	0	0	0	0	0	0	0	0	0	0	0	0	0
<b>Total</b>	<b>503180</b>	<b>389150</b>	<b>113443</b>	<b>9598</b>	<b>1110</b>	<b>60</b>	<b>0</b>	<b>0</b>	<b>0</b>	<b>0</b>	<b>0</b>	<b>0</b>	<b>0</b>	<b>0</b>	<b>1016541</b>
<b>Urban Areas</b>															
Illiterate	21865	18793	7989	918	151	14	0	0	0	0	0	0	0	0	49730
Below Primary	27760	17770	6564	515	80	4	0	0	0	0	0	0	0	0	52693
Primary but below Matric	99716	76842	28895	2710	297	13	0	0	0	0	0	0	0	0	208473
Matric but below graduate	170140	135382	37091	3104	266	16	0	0	0	0	0	0	0	0	345999
Graduate & above	125679	73226	9004	775	81	1	0	0	0	0	0	0	0	0	208766
Not Stated	0	0	0	0	0	0	0	0	0	0	0	0	0	0	0
<b>Total</b>	<b>445160</b>	<b>322013</b>	<b>89543</b>	<b>8022</b>	<b>875</b>	<b>48</b>	<b>0</b>	<b>0</b>	<b>0</b>	<b>0</b>	<b>0</b>	<b>0</b>	<b>0</b>	<b>0</b>	<b>865661</b>
<b>Rural Areas</b>															
Illiterate	8075	10216	4352	385	47	2	0	0	0	0	0	0	0	0	23077
Below Primary	7135	9726	3722	253	105	4	0	0	0	0	0	0	0	0	20945
Primary but below Matric	17587	21707	9052	581	57	2	0	0	0	0	0	0	0	0	48986
Matric but below graduate	16413	18282	5526	308	20	1	0	0	0	0	0	0	0	0	40550
Graduate & above	8810	7206	1248	49	6	3	0	0	0	0	0	0	0	0	17322
Not Stated	0	0	0	0	0	0	0	0	0	0	0	0	0	0	0
<b>Total</b>	<b>58020</b>	<b>67137</b>	<b>23900</b>	<b>1576</b>	<b>235</b>	<b>12</b>	<b>0</b>	<b>0</b>	<b>0</b>	<b>0</b>	<b>0</b>	<b>0</b>	<b>0</b>	<b>0</b>	<b>150880</b>

**TABLE B-12 :LIVE BIRTHS BY AGE OF MOTHER AND BIRTH ORDER FOR EACH LEVEL OF EDUCATION OF THE MOTHER (RURAL) - 2023**

Age of Mother	BIRTH ORDER														
	1	2	3	4	5	6	7	8	9	10	11	12	13 & Above	Not Stated	Total
1	2	3	4	5	6	7	8	9	10	11	12	13	14	15	16
<b>Illiterate</b>															
Below 15	0	0	0	0	0	0	0	0	0	0	0	0	0	0	0
15 - 19	581	94	0	0	0	0	0	0	0	0	0	0	0	0	675
20 - 24	5554	4562	1299	0	0	0	0	0	0	0	0	0	0	0	11415
25 - 29	1730	3868	2487	0	0	0	0	0	0	0	0	0	0	0	8085
30 - 34	144	1523	476	329	0	0	0	0	0	0	0	0	0	0	2472
35 - 39	42	128	75	49	38	1	0	0	0	0	0	0	0	0	333
40 - 44	13	17	9	3	5	0	0	0	0	0	0	0	0	0	47
45 & above	11	24	6	4	4	1	0	0	0	0	0	0	0	0	50
Age not Stated	0	0	0	0	0	0	0	0	0	0	0	0	0	0	0
<b>Total</b>	<b>8075</b>	<b>10216</b>	<b>4352</b>	<b>385</b>	<b>47</b>	<b>2</b>	<b>0</b>	<b>0</b>	<b>0</b>	<b>0</b>	<b>0</b>	<b>0</b>	<b>0</b>	<b>0</b>	<b>23077</b>
<b>Below Primary</b>															
Below 15	0	0	0	0	0	0	0	0	0	0	0	0	0	0	0
15 - 19	433	88	0	0	0	0	0	0	0	0	0	0	0	0	521
20 - 24	5655	4854	1232	0	0	0	0	0	0	0	0	0	0	0	11741
25 - 29	816	3410	2119	0	0	0	0	0	0	0	0	0	0	0	6345
30 - 34	161	1200	302	206	0	0	0	0	0	0	0	0	0	0	1869
35 - 39	48	130	56	41	101	0	0	0	0	0	0	0	0	0	376
40 - 44	16	19	9	5	3	3	0	0	0	0	0	0	0	0	55
45 & above	6	25	4	1	1	1	0	0	0	0	0	0	0	0	38
Age not Stated	0	0	0	0	0	0	0	0	0	0	0	0	0	0	0
<b>Total</b>	<b>7135</b>	<b>9726</b>	<b>3722</b>	<b>253</b>	<b>105</b>	<b>4</b>	<b>0</b>	<b>0</b>	<b>0</b>	<b>0</b>	<b>0</b>	<b>0</b>	<b>0</b>	<b>0</b>	<b>20945</b>
<b>Primary but below Matric</b>															
Below 15	0	0	0	0	0	0	0	0	0	0	0	0	0	0	0
15 - 19	1572	243	0	0	0	0	0	0	0	0	0	0	0	0	1815
20 - 24	12519	11271	2711	0	0	0	0	0	0	0	0	0	0	0	26501
25 - 29	2840	8001	5347	0	0	0	0	0	0	0	0	0	0	0	16188
30 - 34	506	1859	851	495	0	0	0	0	0	0	0	0	0	0	3711
35 - 39	130	283	127	73	50	0	0	0	0	0	0	0	0	0	663
40 - 44	8	32	10	12	6	2	0	0	0	0	0	0	0	0	70
45 & above	12	18	6	1	1	0	0	0	0	0	0	0	0	0	38
Age not Stated	0	0	0	0	0	0	0	0	0	0	0	0	0	0	0
<b>Total</b>	<b>17587</b>	<b>21707</b>	<b>9052</b>	<b>581</b>	<b>57</b>	<b>2</b>	<b>0</b>	<b>0</b>	<b>0</b>	<b>0</b>	<b>0</b>	<b>0</b>	<b>0</b>	<b>0</b>	<b>48986</b>
<b>Matric but below graduate</b>															

**TABLE B-12 :LIVE BIRTHS BY AGE OF MOTHER AND BIRTH ORDER FOR EACH LEVEL OF EDUCATION OF THE MOTHER (RURAL) - 2023**

Age of Mother	BIRTH ORDER														
	1	2	3	4	5	6	7	8	9	10	11	12	13 & Above	Not Stated	Total
1	2	3	4	5	6	7	8	9	10	11	12	13	14	15	16
Below 15	0	0	0	0	0	0	0	0	0	0	0	0	0	0	0
15 - 19	1697	133	0	0	0	0	0	0	0	0	0	0	0	0	1830
20 - 24	10551	9182	1511	0	0	0	0	0	0	0	0	0	0	0	21244
25 - 29	3318	6778	3217	0	0	0	0	0	0	0	0	0	0	0	13313
30 - 34	681	1899	653	259	0	0	0	0	0	0	0	0	0	0	3492
35 - 39	139	267	132	43	20	0	0	0	0	0	0	0	0	0	601
40 - 44	25	17	11	6	0	1	0	0	0	0	0	0	0	0	60
45 & above	2	6	2	0	0	0	0	0	0	0	0	0	0	0	10
Age not Stated	0	0	0	0	0	0	0	0	0	0	0	0	0	0	0
<b>Total</b>	<b>16413</b>	<b>18282</b>	<b>5526</b>	<b>308</b>	<b>20</b>	<b>1</b>	<b>0</b>	<b>0</b>	<b>0</b>	<b>0</b>	<b>0</b>	<b>0</b>	<b>0</b>	<b>0</b>	<b>40550</b>
<b>Graduate &amp; above</b>															
Below 15	0	0	0	0	0	0	0	0	0	0	0	0	0	0	0
15 - 19	128	49	0	0	0	0	0	0	0	0	0	0	0	0	177
20 - 24	3145	1758	273	0	0	0	0	0	0	0	0	0	0	0	5176
25 - 29	3598	2487	545	0	0	0	0	0	0	0	0	0	0	0	6630
30 - 34	1600	2330	354	34	0	0	0	0	0	0	0	0	0	0	4318
35 - 39	288	516	69	11	5	0	0	0	0	0	0	0	0	0	889
40 - 44	38	43	4	2	0	1	0	0	0	0	0	0	0	0	88
45 & above	13	23	3	2	1	2	0	0	0	0	0	0	0	0	44
Age not Stated	0	0	0	0	0	0	0	0	0	0	0	0	0	0	0
<b>Total</b>	<b>8810</b>	<b>7206</b>	<b>1248</b>	<b>49</b>	<b>6</b>	<b>3</b>	<b>0</b>	<b>0</b>	<b>0</b>	<b>0</b>	<b>0</b>	<b>0</b>	<b>0</b>	<b>0</b>	<b>17322</b>
<b>All</b>															
Below 15	0	0	0	0	0	0	0	0	0	0	0	0	0	0	0
15 - 19	4411	607	0	0	0	0	0	0	0	0	0	0	0	0	5018
20 - 24	37424	31627	7026	0	0	0	0	0	0	0	0	0	0	0	76077
25 - 29	12302	24544	13715	0	0	0	0	0	0	0	0	0	0	0	50561
30 - 34	3092	8811	2636	1323	0	0	0	0	0	0	0	0	0	0	15862
35 - 39	647	1324	459	217	214	1	0	0	0	0	0	0	0	0	2862
40 - 44	100	128	43	28	14	7	0	0	0	0	0	0	0	0	320
45 & above	44	96	21	8	7	4	0	0	0	0	0	0	0	0	180
Age not Stated	0	0	0	0	0	0	0	0	0	0	0	0	0	0	0
<b>Total</b>	<b>58020</b>	<b>67137</b>	<b>23900</b>	<b>1576</b>	<b>235</b>	<b>12</b>	<b>0</b>	<b>0</b>	<b>0</b>	<b>0</b>	<b>0</b>	<b>0</b>	<b>0</b>	<b>0</b>	<b>150880</b>

**ALL EDUCATIONAL LEVEL ALSO INCLUDES THE EDUCATION LEVEL NOT STATED**

**TABLE B-13 :LIVE BIRTHS BY AGE OF MOTHER AND BIRTH ORDER FOR EACH LEVEL OF EDUCATION OF THE MOTHER (URBAN) - 2023**

Age of Mother	BIRTH ORDER														
	1	2	3	4	5	6	7	8	9	10	11	12	13 & Above	Not Stated	Total
1	2	3	4	5	6	7	8	9	10	11	12	13	14	15	16
<b>Illiterate</b>															
Below 15	1	0	0	0	0	0	0	0	0	0	0	0	0	0	1
15 - 19	1544	196	0	0	0	0	0	0	0	0	0	0	0	0	1740
20 - 24	14255	7829	1988	0	0	0	0	0	0	0	0	0	0	0	24072
25 - 29	4823	8516	4355	0	0	0	0	0	0	0	0	0	0	0	17694
30 - 34	914	1646	1232	680	0	0	0	0	0	0	0	0	0	0	4472
35 - 39	254	525	361	215	129	0	0	0	0	0	0	0	0	0	1484
40 - 44	60	70	44	19	17	12	0	0	0	0	0	0	0	0	222
45 & above	14	11	9	4	5	2	0	0	0	0	0	0	0	0	45
Age not Stated	0	0	0	0	0	0	0	0	0	0	0	0	0	0	0
<b>Total</b>	<b>21865</b>	<b>18793</b>	<b>7989</b>	<b>918</b>	<b>151</b>	<b>14</b>	<b>0</b>	<b>0</b>	<b>0</b>	<b>0</b>	<b>0</b>	<b>0</b>	<b>0</b>	<b>0</b>	<b>49730</b>
<b>Below Primary</b>															
Below 15	0	0	0	0	0	0	0	0	0	0	0	0	0	0	0
15 - 19	1072	162	0	0	0	0	0	0	0	0	0	0	0	0	1234
20 - 24	20230	8288	1435	0	0	0	0	0	0	0	0	0	0	0	29953
25 - 29	5508	7614	4012	0	0	0	0	0	0	0	0	0	0	0	17134
30 - 34	711	1281	872	403	0	0	0	0	0	0	0	0	0	0	3267
35 - 39	203	378	216	101	65	0	0	0	0	0	0	0	0	0	963
40 - 44	30	43	25	9	12	4	0	0	0	0	0	0	0	0	123
45 & above	6	4	4	2	3	0	0	0	0	0	0	0	0	0	19
Age not Stated	0	0	0	0	0	0	0	0	0	0	0	0	0	0	0
<b>Total</b>	<b>27760</b>	<b>17770</b>	<b>6564</b>	<b>515</b>	<b>80</b>	<b>4</b>	<b>0</b>	<b>0</b>	<b>0</b>	<b>0</b>	<b>0</b>	<b>0</b>	<b>0</b>	<b>0</b>	<b>52693</b>
<b>Primary but below Matric</b>															
Below 15	0	0	0	0	0	0	0	0	0	0	0	0	0	0	0
15 - 19	8490	1436	0	0	0	0	0	0	0	0	0	0	0	0	9926
20 - 24	63352	35706	7540	0	0	0	0	0	0	0	0	0	0	0	106598
25 - 29	21706	28791	14994	0	0	0	0	0	0	0	0	0	0	0	65491
30 - 34	4632	8307	4852	1963	0	0	0	0	0	0	0	0	0	0	19754
35 - 39	1310	2349	1375	663	240	0	0	0	0	0	0	0	0	0	5937
40 - 44	202	237	128	80	52	13	0	0	0	0	0	0	0	0	712
45 & above	24	16	6	4	5	0	0	0	0	0	0	0	0	0	55
Age not Stated	0	0	0	0	0	0	0	0	0	0	0	0	0	0	0
<b>Total</b>	<b>99716</b>	<b>76842</b>	<b>28895</b>	<b>2710</b>	<b>297</b>	<b>13</b>	<b>0</b>	<b>0</b>	<b>0</b>	<b>0</b>	<b>0</b>	<b>0</b>	<b>0</b>	<b>0</b>	<b>208473</b>
<b>Matric but below graduate</b>															
Below 15	0	0	0	0	0	0	0	0	0	0	0	0	0	0	0

**TABLE B-13 :LIVE BIRTHS BY AGE OF MOTHER AND BIRTH ORDER FOR EACH LEVEL OF EDUCATION OF THE MOTHER (URBAN) - 2023**

Age of Mother	BIRTH ORDER														
	1	2	3	4	5	6	7	8	9	10	11	12	13 & Above	Not Stated	Total
1	2	3	4	5	6	7	8	9	10	11	12	13	14	15	16
15 - 19	15899	2152	0	0	0	0	0	0	0	0	0	0	0	0	18051
20 - 24	99422	56222	8061	0	0	0	0	0	0	0	0	0	0	0	163705
25 - 29	41493	52798	18900	0	0	0	0	0	0	0	0	0	0	0	113191
30 - 34	10449	19041	7851	2316	0	0	0	0	0	0	0	0	0	0	39657
35 - 39	2465	4711	2067	701	234	0	0	0	0	0	0	0	0	0	10178
40 - 44	361	422	193	81	31	14	0	0	0	0	0	0	0	0	1102
45 & above	51	36	19	6	1	2	0	0	0	0	0	0	0	0	115
Age not Stated	0	0	0	0	0	0	0	0	0	0	0	0	0	0	0
<b>Total</b>	<b>170140</b>	<b>135382</b>	<b>37091</b>	<b>3104</b>	<b>266</b>	<b>16</b>	<b>0</b>	<b>0</b>	<b>0</b>	<b>0</b>	<b>0</b>	<b>0</b>	<b>0</b>	<b>0</b>	<b>345999</b>
<b>Graduate &amp; above</b>															
Below 15	0	0	0	0	0	0	0	0	0	0	0	0	0	0	0
15 - 19	1038	189	0	0	0	0	0	0	0	0	0	0	0	0	1227
20 - 24	31513	8479	592	0	0	0	0	0	0	0	0	0	0	0	40584
25 - 29	57478	27803	3453	0	0	0	0	0	0	0	0	0	0	0	88734
30 - 34	28948	26998	3513	505	0	0	0	0	0	0	0	0	0	0	59964
35 - 39	5929	8978	1295	246	71	0	0	0	0	0	0	0	0	0	16519
40 - 44	672	720	143	23	10	1	0	0	0	0	0	0	0	0	1569
45 & above	101	59	8	1	0	0	0	0	0	0	0	0	0	0	169
Age not Stated	0	0	0	0	0	0	0	0	0	0	0	0	0	0	0
<b>Total</b>	<b>125679</b>	<b>73226</b>	<b>9004</b>	<b>775</b>	<b>81</b>	<b>1</b>	<b>0</b>	<b>0</b>	<b>0</b>	<b>0</b>	<b>0</b>	<b>0</b>	<b>0</b>	<b>0</b>	<b>208766</b>
<b>All Educational Level</b>															
Below 15	1	0	0	0	0	0	0	0	0	0	0	0	0	0	1
15 - 19	28043	4135	0	0	0	0	0	0	0	0	0	0	0	0	32178
20 - 24	228772	116524	19616	0	0	0	0	0	0	0	0	0	0	0	364912
25 - 29	131008	125522	45714	0	0	0	0	0	0	0	0	0	0	0	302244
30 - 34	45654	57273	18320	5867	0	0	0	0	0	0	0	0	0	0	127114
35 - 39	10161	16941	5314	1926	739	0	0	0	0	0	0	0	0	0	35081
40 - 44	1325	1492	533	212	122	44	0	0	0	0	0	0	0	0	3728
45 & above	196	126	46	17	14	4	0	0	0	0	0	0	0	0	403
Age not Stated	0	0	0	0	0	0	0	0	0	0	0	0	0	0	0
<b>Total</b>	<b>445160</b>	<b>322013</b>	<b>89543</b>	<b>8022</b>	<b>875</b>	<b>48</b>	<b>0</b>	<b>0</b>	<b>0</b>	<b>0</b>	<b>0</b>	<b>0</b>	<b>0</b>	<b>0</b>	<b>865661</b>

**TABLE B-14 : LIVE BIRTHS BY AGE OF MOTHER, BIRTH ORDER & RELIGION OF THE FAMILY (RURAL) - 2023**

Age of Mother	Birth Order														Total
	1	2	3	4	5	6	7	8	9	10	11	12	13 & Above	Not Stated	
1	2	3	4	5	6	7	8	9	10	11	12	13	14	15	16
<b>Hindu</b>															
Below 15	0	0	0	0	0	0	0	0	0	0	0	0	0	0	0
15 - 19	3942	564	0	0	0	0	0	0	0	0	0	0	0	0	4506
20 - 24	33533	28409	6209	0	0	0	0	0	0	0	0	0	0	0	68151
25 - 29	10989	21602	11760	0	0	0	0	0	0	0	0	0	0	0	44351
30 - 34	2774	7925	2132	1074	0	0	0	0	0	0	0	0	0	0	13905
35 - 39	575	1165	355	159	164	1	0	0	0	0	0	0	0	0	2419
40 - 44	84	112	34	18	10	5	0	0	0	0	0	0	0	0	263
45 & above	44	87	19	7	6	3	0	0	0	0	0	0	0	0	166
Age not Stated	0	0	0	0	0	0	0	0	0	0	0	0	0	0	0
<b>Total</b>	<b>51941</b>	<b>59864</b>	<b>20509</b>	<b>1258</b>	<b>180</b>	<b>9</b>	<b>0</b>	<b>0</b>	<b>0</b>	<b>0</b>	<b>0</b>	<b>0</b>	<b>0</b>	<b>0</b>	<b>133761</b>
<b>Muslims</b>															
Below 15	0	0	0	0	0	0	0	0	0	0	0	0	0	0	0
15 - 19	451	41	0	0	0	0	0	0	0	0	0	0	0	0	492
20 - 24	3689	3029	784	0	0	0	0	0	0	0	0	0	0	0	7502
25 - 29	1087	2706	1861	0	0	0	0	0	0	0	0	0	0	0	5654
30 - 34	221	712	467	241	0	0	0	0	0	0	0	0	0	0	1641
35 - 39	49	113	87	52	46	0	0	0	0	0	0	0	0	0	347
40 - 44	7	13	7	9	4	2	0	0	0	0	0	0	0	0	42
45 & above	0	5	2	0	1	1	0	0	0	0	0	0	0	0	9
Age not Stated	0	0	0	0	0	0	0	0	0	0	0	0	0	0	0
<b>Total</b>	<b>5504</b>	<b>6619</b>	<b>3208</b>	<b>302</b>	<b>51</b>	<b>3</b>	<b>0</b>	<b>0</b>	<b>0</b>	<b>0</b>	<b>0</b>	<b>0</b>	<b>0</b>	<b>0</b>	<b>15687</b>
<b>Christians</b>															
Below 15	0	0	0	0	0	0	0	0	0	0	0	0	0	0	0
15 - 19	15	2	0	0	0	0	0	0	0	0	0	0	0	0	17
20 - 24	139	125	25	0	0	0	0	0	0	0	0	0	0	0	289
25 - 29	156	179	62	0	0	0	0	0	0	0	0	0	0	0	397
30 - 34	81	145	32	7	0	0	0	0	0	0	0	0	0	0	265
35 - 39	20	34	13	6	2	0	0	0	0	0	0	0	0	0	75
40 - 44	3	2	2	1	0	0	0	0	0	0	0	0	0	0	8



**TABLE B-14 : LIVE BIRTHS BY AGE OF MOTHER, BIRTH ORDER & RELIGION OF THE FAMILY (RURAL) - 2023**

Age of Mother	Birth Order														Total
	1	2	3	4	5	6	7	8	9	10	11	12	13 & Above	Not Stated	
1	2	3	4	5	6	7	8	9	10	11	12	13	14	15	16
45 & above	0	1	0	1	0	0	0	0	0	0	0	0	0	0	2
Age not Stated	0	0	0	0	0	0	0	0	0	0	0	0	0	0	0
<b>Total</b>	<b>414</b>	<b>488</b>	<b>134</b>	<b>15</b>	<b>2</b>	<b>0</b>	<b>0</b>	<b>0</b>	<b>0</b>	<b>0</b>	<b>0</b>	<b>0</b>	<b>0</b>	<b>0</b>	<b>1053</b>
<b>Others **</b>															
Below 15	0	0	0	0	0	0	0	0	0	0	0	0	0	0	0
15 - 19	3	0	0	0	0	0	0	0	0	0	0	0	0	0	3
20 - 24	63	64	8	0	0	0	0	0	0	0	0	0	0	0	135
25 - 29	70	57	32	0	0	0	0	0	0	0	0	0	0	0	159
30 - 34	16	29	5	1	0	0	0	0	0	0	0	0	0	0	51
35 - 39	3	12	4	0	2	0	0	0	0	0	0	0	0	0	21
40 - 44	6	1	0	0	0	0	0	0	0	0	0	0	0	0	7
45 & above	0	3	0	0	0	0	0	0	0	0	0	0	0	0	3
Age not Stated	0	0	0	0	0	0	0	0	0	0	0	0	0	0	0
<b>Total</b>	<b>161</b>	<b>166</b>	<b>49</b>	<b>1</b>	<b>2</b>	<b>0</b>	<b>0</b>	<b>0</b>	<b>0</b>	<b>0</b>	<b>0</b>	<b>0</b>	<b>0</b>	<b>0</b>	<b>379</b>
<b>All Religions*</b>															
Below 15	0	0	0	0	0	0	0	0	0	0	0	0	0	0	0
15 - 19	4411	607	0	0	0	0	0	0	0	0	0	0	0	0	5018
20 - 24	37424	31627	7026	0	0	0	0	0	0	0	0	0	0	0	76077
25 - 29	12302	24544	13715	0	0	0	0	0	0	0	0	0	0	0	50561
30 - 34	3092	8811	2636	1323	0	0	0	0	0	0	0	0	0	0	15862
35 - 39	647	1324	459	217	214	1	0	0	0	0	0	0	0	0	2862
40 - 44	100	128	43	28	14	7	0	0	0	0	0	0	0	0	320
45 & above	44	96	21	8	7	4	0	0	0	0	0	0	0	0	180
Age not Stated	0	0	0	0	0	0	0	0	0	0	0	0	0	0	0
<b>Total</b>	<b>58020</b>	<b>67137</b>	<b>23900</b>	<b>1576</b>	<b>235</b>	<b>12</b>	<b>0</b>	<b>0</b>	<b>0</b>	<b>0</b>	<b>0</b>	<b>0</b>	<b>0</b>	<b>0</b>	<b>150880</b>

\* Religion Not Stated have been includede in "All Religion"

\*\* Minor Religion groups have been combined under "Others"

**TABLE B-15 : LIVE BIRTHS BY AGE OF MOTHER, BIRTH ORDER & RELIGION OF THE FAMILY (URBAN) - 2023**

Age of Mother	Birth Order														
	1	2	3	4	5	6	7	8	9	10	11	12	13 & Above	Not Stated	Total
1	2	3	4	5	6	7	8	9	10	11	12	13	14	15	16
<b>Hindu</b>															
Below 15	0	0	0	0	0	0	0	0	0	0	0	0	0	0	0
15 - 19	22389	2540	0	0	0	0	0	0	0	0	0	0	0	0	24929
20 - 24	180438	90442	14101	0	0	0	0	0	0	0	0	0	0	0	284981
25 - 29	111022	98910	31788	0	0	0	0	0	0	0	0	0	0	0	241720
30 - 34	40057	47872	11183	3117	0	0	0	0	0	0	0	0	0	0	102229
35 - 39	8945	14438	3251	850	368	0	0	0	0	0	0	0	0	0	27852
40 - 44	1139	1280	333	79	36	13	0	0	0	0	0	0	0	0	2880
45 & above	180	112	31	9	8	2	0	0	0	0	0	0	0	0	342
Age not Stated	0	0	0	0	0	0	0	0	0	0	0	0	0	0	0
<b>Total</b>	<b>364170</b>	<b>255594</b>	<b>60687</b>	<b>4055</b>	<b>412</b>	<b>15</b>	<b>0</b>	<b>0</b>	<b>0</b>	<b>0</b>	<b>0</b>	<b>0</b>	<b>0</b>	<b>0</b>	<b>684933</b>
<b>Muslims</b>															
Below 15	1	0	0	0	0	0	0	0	0	0	0	0	0	0	1
15 - 19	5514	1546	0	0	0	0	0	0	0	0	0	0	0	0	7060
20 - 24	46593	25343	5394	0	0	0	0	0	0	0	0	0	0	0	77330
25 - 29	17565	25223	13578	0	0	0	0	0	0	0	0	0	0	0	56366
30 - 34	3971	7837	6846	2691	0	0	0	0	0	0	0	0	0	0	21345
35 - 39	820	1795	1907	1054	358	0	0	0	0	0	0	0	0	0	5934
40 - 44	109	139	170	131	85	31	0	0	0	0	0	0	0	0	665
45 & above	8	14	14	8	6	2	0	0	0	0	0	0	0	0	52
Age not Stated	0	0	0	0	0	0	0	0	0	0	0	0	0	0	0
<b>Total</b>	<b>74581</b>	<b>61897</b>	<b>27909</b>	<b>3884</b>	<b>449</b>	<b>33</b>	<b>0</b>	<b>0</b>	<b>0</b>	<b>0</b>	<b>0</b>	<b>0</b>	<b>0</b>	<b>0</b>	<b>168753</b>
<b>Christians</b>															
Below 15	0	0	0	0	0	0	0	0	0	0	0	0	0	0	0
15 - 19	90	45	0	0	0	0	0	0	0	0	0	0	0	0	135
20 - 24	1008	408	60	0	0	0	0	0	0	0	0	0	0	0	1476
25 - 29	2032	999	196	0	0	0	0	0	0	0	0	0	0	0	3227
30 - 34	1355	1346	238	41	0	0	0	0	0	0	0	0	0	0	2980
35 - 39	340	615	142	16	12	0	0	0	0	0	0	0	0	0	1125
40 - 44	68	62	27	2	1	0	0	0	0	0	0	0	0	0	160
45 & above	7	0	1	0	0	0	0	0	0	0	0	0	0	0	8

**TABLE B-15 : LIVE BIRTHS BY AGE OF MOTHER, BIRTH ORDER & RELIGION OF THE FAMILY (URBAN) - 2023**

Age of Mother	Birth Order														
	1	2	3	4	5	6	7	8	9	10	11	12	13 & Above	Not Stated	Total
1	2	3	4	5	6	7	8	9	10	11	12	13	14	15	16
Age not Stated	0	0	0	0	0	0	0	0	0	0	0	0	0	0	0
<b>Total</b>	<b>4900</b>	<b>3475</b>	<b>664</b>	<b>59</b>	<b>13</b>	<b>0</b>	<b>0</b>	<b>0</b>	<b>0</b>	<b>0</b>	<b>0</b>	<b>0</b>	<b>0</b>	<b>0</b>	<b>9111</b>
<b>Others **</b>															
Below 15	0	0	0	0	0	0	0	0	0	0	0	0	0	0	0
15 - 19	50	4	0	0	0	0	0	0	0	0	0	0	0	0	54
20 - 24	733	331	61	0	0	0	0	0	0	0	0	0	0	0	1125
25 - 29	389	390	152	0	0	0	0	0	0	0	0	0	0	0	931
30 - 34	271	218	53	18	0	0	0	0	0	0	0	0	0	0	560
35 - 39	56	93	14	6	1	0	0	0	0	0	0	0	0	0	170
40 - 44	9	11	3	0	0	0	0	0	0	0	0	0	0	0	23
45 & above	1	0	0	0	0	0	0	0	0	0	0	0	0	0	1
Age not Stated	0	0	0	0	0	0	0	0	0	0	0	0	0	0	0
<b>Total</b>	<b>1509</b>	<b>1047</b>	<b>283</b>	<b>24</b>	<b>1</b>	<b>0</b>	<b>0</b>	<b>0</b>	<b>0</b>	<b>0</b>	<b>0</b>	<b>0</b>	<b>0</b>	<b>0</b>	<b>2864</b>
<b>All Religions*</b>															
Below 15	1	0	0	0	0	0	0	0	0	0	0	0	0	0	1
15 - 19	28043	4135	0	0	0	0	0	0	0	0	0	0	0	0	32178
20 - 24	228772	116524	19616	0	0	0	0	0	0	0	0	0	0	0	364912
25 - 29	131008	125522	45714	0	0	0	0	0	0	0	0	0	0	0	302244
30 - 34	45654	57273	18320	5867	0	0	0	0	0	0	0	0	0	0	127114
35 - 39	10161	16941	5314	1926	739	0	0	0	0	0	0	0	0	0	35081
40 - 44	1325	1492	533	212	122	44	0	0	0	0	0	0	0	0	3728
45 & above	196	126	46	17	14	4	0	0	0	0	0	0	0	0	403
Age not Stated	0	0	0	0	0	0	0	0	0	0	0	0	0	0	0
<b>Total</b>	<b>445160</b>	<b>322013</b>	<b>89543</b>	<b>8022</b>	<b>875</b>	<b>48</b>	<b>0</b>	<b>0</b>	<b>0</b>	<b>0</b>	<b>0</b>	<b>0</b>	<b>0</b>	<b>0</b>	<b>865661</b>

\* Religion Not Stated have been included in "All Religion"

\*\* Minor Religion groups have been combined under "Others"

**TABLE B-16 : LIVE BIRTHS BY OCCUPATION OF THE FATHER & BIRTH ORDER (RURAL & URBAN) - 2023**

Occupation of Father	Birth Order														Total
	1	2	3	4	5	6	7	8	9	10	11	12	13 & Above	Not Stated	
1	2	3	4	5	6	7	8	9	10	11	12	13	14	15	16
<b>All Areas</b>															
Professional,Technical & Related workers	67823	37844	5839	591	69	1	0	0	0	0	0	0	0	0	112167
Administrative excecutive & Managerial Workers	14037	8241	1299	126	20	1	0	0	0	0	0	0	0	0	23724
Clerical & Related workers	9346	5577	1066	75	12	1	0	0	0	0	0	0	0	0	16077
Sales Workers	22319	15756	4913	582	67	6	0	0	0	0	0	0	0	0	43643
Service Workers	68148	47684	13328	1474	161	8	0	0	0	0	0	0	0	0	130803
Farmers,Fisherman,etc and related workers	200007	177633	59054	4255	420	28	0	0	0	0	0	0	0	0	441397
Production and other related workers	13966	11195	2663	255	24	2	0	0	0	0	0	0	0	0	28105
Workers whose occupations not elsewhere classified	89199	67879	20094	1848	200	8	0	0	0	0	0	0	0	0	179228
Non-workers	18335	17341	5187	392	137	5	0	0	0	0	0	0	0	0	41397
Not-Notated	0	0	0	0	0	0	0	0	0	0	0	0	0	0	0
<b>Total</b>	<b>503180</b>	<b>389150</b>	<b>113443</b>	<b>9598</b>	<b>1110</b>	<b>60</b>	<b>0</b>	<b>0</b>	<b>0</b>	<b>0</b>	<b>0</b>	<b>0</b>	<b>0</b>	<b>0</b>	<b>1016541</b>
<b>Urban Areas</b>															
Professional,Technical & Related workers	64333	35345	5342	562	67	1	0	0	0	0	0	0	0	0	105650
Administrative excecutive & Managerial Workers	13596	7881	1252	124	20	1	0	0	0	0	0	0	0	0	22874
Clerical & Related workers	8481	4941	930	66	9	1	0	0	0	0	0	0	0	0	14428
Sales Workers	21191	14542	4439	528	59	6	0	0	0	0	0	0	0	0	40765
Service Workers	64452	44220	12386	1403	157	8	0	0	0	0	0	0	0	0	122626
Farmers,Fisherman,etc and related workers	167514	137029	42793	3157	322	20	0	0	0	0	0	0	0	0	350835
Production and other related workers	12573	9824	2317	223	23	2	0	0	0	0	0	0	0	0	24962
Workers whose occupations not elsewhere classified	83272	61910	18196	1731	184	7	0	0	0	0	0	0	0	0	165300
Non-workers	9748	6321	1888	228	34	2	0	0	0	0	0	0	0	0	18221
Not-Notated	0	0	0	0	0	0	0	0	0	0	0	0	0	0	0
<b>Total</b>	<b>445160</b>	<b>322013</b>	<b>89543</b>	<b>8022</b>	<b>875</b>	<b>48</b>	<b>0</b>	<b>0</b>	<b>0</b>	<b>0</b>	<b>0</b>	<b>0</b>	<b>0</b>	<b>0</b>	<b>865661</b>
<b>Rural Areas</b>															
Professional,Technical & Related workers	3490	2499	497	29	2	0	0	0	0	0	0	0	0	0	6517
Administrative excecutive & Managerial Workers	441	360	47	2	0	0	0	0	0	0	0	0	0	0	850
Clerical & Related workers	865	636	136	9	3	0	0	0	0	0	0	0	0	0	1649
Sales Workers	1128	1214	474	54	8	0	0	0	0	0	0	0	0	0	2878
Service Workers	3696	3464	942	71	4	0	0	0	0	0	0	0	0	0	8177
Farmers,Fisherman,etc and related workers	32493	40604	16261	1098	98	8	0	0	0	0	0	0	0	0	90562
Production and other related workers	1393	1371	346	32	1	0	0	0	0	0	0	0	0	0	3143
Workers whose occupations not elsewhere classified	5927	5969	1898	117	16	1	0	0	0	0	0	0	0	0	13928
Non-workers	8587	11020	3299	164	103	3	0	0	0	0	0	0	0	0	23176
Not-Notated	0	0	0	0	0	0	0	0	0	0	0	0	0	0	0
<b>Total</b>	<b>58020</b>	<b>67137</b>	<b>23900</b>	<b>1576</b>	<b>235</b>	<b>12</b>	<b>0</b>	<b>0</b>	<b>0</b>	<b>0</b>	<b>0</b>	<b>0</b>	<b>0</b>	<b>0</b>	<b>150880</b>

**TABLE B-17 : LIVE BIRTHS BY OCCUPATION OF THE MOTHER & BIRTH ORDER (RURAL & URBAN) - 2023**

Occupation of Mother	Birth Order														TOTAL
	1	2	3	4	5	6	7	8	9	10	11	12	13 & Above	Not Stated	
1	2	3	4	5	6	7	8	9	10	11	12	13	14	15	16
<b>All Areas</b>															
Professional,Technical & Related workers	32601	12731	1026	77	12	1	0	0	0	0	0	0	0	0	46448
Administrative exececutive & Managerial Workers	5933	2931	440	25	3	0	0	0	0	0	0	0	0	0	9332
Clerical & Related workers	3379	1928	281	10	3	1	0	0	0	0	0	0	0	0	5602
Sales Workers	4209	2323	499	39	8	0	0	0	0	0	0	0	0	0	7078
Service Workers	19033	11777	3331	305	25	2	0	0	0	0	0	0	0	0	34473
Farmers,Fisherman,etc and related workers	54222	53392	20254	1280	130	6	0	0	0	0	0	0	0	0	129284
Production and other related workers	3803	3098	681	63	5	0	0	0	0	0	0	0	0	0	7650
Workers whose occupations not elsewhere classified	38628	26848	7623	729	95	4	0	0	0	0	0	0	0	0	73927
Non-workers	341372	274122	79308	7070	829	46	0	0	0	0	0	0	0	0	702747
Not-Stated	0	0	0	0	0	0	0	0	0	0	0	0	0	0	0
<b>Total</b>	<b>503180</b>	<b>389150</b>	<b>113443</b>	<b>9598</b>	<b>1110</b>	<b>60</b>	<b>0</b>	<b>0</b>	<b>0</b>	<b>0</b>	<b>0</b>	<b>0</b>	<b>0</b>	<b>0</b>	<b>1016541</b>
<b>Urban Areas</b>															
Professional,Technical & Related workers	30828	11724	882	67	11	1	0	0	0	0	0	0	0	0	43513
Administrative exececutive & Managerial Workers	5740	2810	424	25	3	0	0	0	0	0	0	0	0	0	9002
Clerical & Related workers	3126	1695	239	9	2	1	0	0	0	0	0	0	0	0	5072
Sales Workers	3885	1988	414	33	7	0	0	0	0	0	0	0	0	0	6327
Service Workers	18022	10841	3070	285	24	2	0	0	0	0	0	0	0	0	32244
Farmers,Fisherman,etc and related workers	36158	31411	11243	739	79	3	0	0	0	0	0	0	0	0	79633
Production and other related workers	3271	2456	484	41	5	0	0	0	0	0	0	0	0	0	6257
Workers whose occupations not elsewhere classified	35957	23717	6621	675	90	4	0	0	0	0	0	0	0	0	67064
Non-workers	308173	235371	66166	6148	654	37	0	0	0	0	0	0	0	0	616549
Not-Stated	0	0	0	0	0	0	0	0	0	0	0	0	0	0	0
<b>Total</b>	<b>445160</b>	<b>322013</b>	<b>89543</b>	<b>8022</b>	<b>875</b>	<b>48</b>	<b>0</b>	<b>0</b>	<b>0</b>	<b>0</b>	<b>0</b>	<b>0</b>	<b>0</b>	<b>0</b>	<b>865661</b>
<b>Rural Areas</b>															
Professional,Technical & Related workers	1773	1007	144	10	1	0	0	0	0	0	0	0	0	0	2935
Administrative exececutive & Managerial Workers	193	121	16	0	0	0	0	0	0	0	0	0	0	0	330
Clerical & Related workers	253	233	42	1	1	0	0	0	0	0	0	0	0	0	530
Sales Workers	324	335	85	6	1	0	0	0	0	0	0	0	0	0	751
Service Workers	1011	936	261	20	1	0	0	0	0	0	0	0	0	0	2229
Farmers,Fisherman,etc and related workers	18064	21981	9011	541	51	3	0	0	0	0	0	0	0	0	49651
Production and other related workers	532	642	197	22	0	0	0	0	0	0	0	0	0	0	1393
Workers whose occupations not elsewhere classified	2671	3131	1002	54	5	0	0	0	0	0	0	0	0	0	6863
Non-workers	33199	38751	13142	922	175	9	0	0	0	0	0	0	0	0	86198
Not-Stated	0	0	0	0	0	0	0	0	0	0	0	0	0	0	0
<b>Total</b>	<b>58020</b>	<b>67137</b>	<b>23900</b>	<b>1576</b>	<b>235</b>	<b>12</b>	<b>0</b>	<b>0</b>	<b>0</b>	<b>0</b>	<b>0</b>	<b>0</b>	<b>0</b>	<b>0</b>	<b>150880</b>

**TABLE B-18 : LIVE BIRTHS BY DURATION OF MARRIAGE OF THE MOTHER & BIRTH ORDER (RURAL & URBAN) - 2023**

Duration of Marriage (in Years)	Birth Order														Total
	1	2	3	4	5	6	7	8	9	10	11	12	13 & Above	Not Stated	
1	2	3	4	5	6	7	8	9	10	11	12	13	14	15	16
<b>All Areas</b>															
0 - 4	434132	186932	20600	305	99	3	0	0	0	0	0	0	0	0	642071
5 - 9	58496	167600	71185	1762	85	4	0	0	0	0	0	0	0	0	299132
10 - 14	8640	30460	18689	5745	221	3	0	0	0	0	0	0	0	0	63758
15 - 19	1575	3686	2652	1559	560	13	0	0	0	0	0	0	0	0	10045
20 - 24	283	424	285	215	130	30	0	0	0	0	0	0	0	0	1367
25 - 29	40	28	27	9	13	6	0	0	0	0	0	0	0	0	123
30 & above	14	20	5	2	2	1	0	0	0	0	0	0	0	0	44
Not Stated	0	0	0	0	0	0	0	0	0	0	0	0	0	0	0
<b>TOTAL</b>	<b>503180</b>	<b>389150</b>	<b>113443</b>	<b>9597</b>	<b>1110</b>	<b>60</b>	<b>0</b>	<b>0</b>	<b>0</b>	<b>0</b>	<b>0</b>	<b>0</b>	<b>0</b>	<b>0</b>	<b>1016540</b>
<b>Urban Areas</b>															
0 - 4	382586	150202	15049	267	16	0	0	0	0	0	0	0	0	0	548120
5 - 9	52983	141662	56100	1552	79	4	0	0	0	0	0	0	0	0	252380
10 - 14	7846	26470	15756	4672	190	2	0	0	0	0	0	0	0	0	54936
15 - 19	1441	3259	2357	1331	467	9	0	0	0	0	0	0	0	0	8864
20 - 24	255	381	258	193	110	26	0	0	0	0	0	0	0	0	1223
25 - 29	39	24	21	5	12	6	0	0	0	0	0	0	0	0	107
30 & above	10	15	2	2	1	1	0	0	0	0	0	0	0	0	31
Not Stated	0	0	0	0	0	0	0	0	0	0	0	0	0	0	0
<b>TOTAL</b>	<b>445160</b>	<b>322013</b>	<b>89543</b>	<b>8022</b>	<b>875</b>	<b>48</b>	<b>0</b>	<b>0</b>	<b>0</b>	<b>0</b>	<b>0</b>	<b>0</b>	<b>0</b>	<b>0</b>	<b>865661</b>
<b>Rural Areas</b>															
0 - 4	51546	36730	5551	38	83	3	0	0	0	0	0	0	0	0	93951
5 - 9	5513	25938	15085	210	6	0	0	0	0	0	0	0	0	0	46752
10 - 14	794	3990	2933	1073	31	1	0	0	0	0	0	0	0	0	8822
15 - 19	134	427	295	228	93	4	0	0	0	0	0	0	0	0	1181
20 - 24	28	43	27	22	20	4	0	0	0	0	0	0	0	0	144
25 - 29	1	4	6	4	1	0	0	0	0	0	0	0	0	0	16
30 & above	4	5	3	0	1	0	0	0	0	0	0	0	0	0	13
Not Stated	0	0	0	0	0	0	0	0	0	0	0	0	0	0	0
<b>TOTAL</b>	<b>58020</b>	<b>67137</b>	<b>23900</b>	<b>1575</b>	<b>235</b>	<b>12</b>	<b>0</b>	<b>0</b>	<b>0</b>	<b>0</b>	<b>0</b>	<b>0</b>	<b>0</b>	<b>0</b>	<b>150879</b>

**TABLE B-19 : LIVE BIRTHS BY DURATION OF MARRIAGE AND AGE OF MOTHER (RURAL & URBAN) - 2023**

Duration of Marriage (in Years)	Age of Mother									Total
	Below 15	15-19	20-24	25-29	30-34	35-39	40-44	45 & Above	Not Stated	
1	2	3	4	5	6	7	8	9	10	11
<b>All Areas</b>										
0 - 4	1	37196	388328	160938	48425	6433	634	116	0	642071
5 - 9	0	0	52661	177710	55885	12066	718	92	0	299132
10 - 14	0	0	0	14157	36389	12030	1090	92	0	63758
15 - 19	0	0	0	0	2277	6881	822	65	0	10045
20 - 24	0	0	0	0	0	532	741	94	0	1367
25 - 29	0	0	0	0	0	0	43	80	0	123
30 & above	0	0	0	0	0	0	0	44	0	44
Not Stated	0	0	0	0	0	0	0	0	0	0
<b>Total</b>	<b>1</b>	<b>37196</b>	<b>440989</b>	<b>352805</b>	<b>142976</b>	<b>37942</b>	<b>4048</b>	<b>583</b>	<b>0</b>	<b>1016540</b>
<b>Urban Areas</b>										
0 - 4	1	32178	323708	144132	41644	5868	552	37	0	548120
5 - 9	0	0	41204	147096	51976	11381	668	55	0	252380
10 - 14	0	0	0	11016	31569	11245	1035	71	0	54936
15 - 19	0	0	0	0	1925	6114	764	61	0	8864
20 - 24	0	0	0	0	0	473	670	80	0	1223
25 - 29	0	0	0	0	0	0	39	68	0	107
30 & above	0	0	0	0	0	0	0	31	0	31
Not Stated	0	0	0	0	0	0	0	0	0	0
<b>Total</b>	<b>1</b>	<b>32178</b>	<b>364912</b>	<b>302244</b>	<b>127114</b>	<b>35081</b>	<b>3728</b>	<b>403</b>	<b>0</b>	<b>865661</b>
<b>Rural Areas</b>										
0 - 4	0	5018	64620	16806	6781	565	82	79	0	93951
5 - 9	0	0	11457	30614	3909	685	50	37	0	46752
10 - 14	0	0	0	3141	4820	785	55	21	0	8822
15 - 19	0	0	0	0	352	767	58	4	0	1181
20 - 24	0	0	0	0	0	59	71	14	0	144
25 - 29	0	0	0	0	0	0	4	12	0	16
30 & above	0	0	0	0	0	0	0	13	0	13
Not Stated	0	0	0	0	0	0	0	0	0	0
<b>Total</b>	<b>0</b>	<b>5018</b>	<b>76077</b>	<b>50561</b>	<b>15862</b>	<b>2861</b>	<b>320</b>	<b>180</b>	<b>0</b>	<b>150879</b>

**TABLE B-20 :LIVE BIRTHS BY DURATION OF PREGNANCY AND BIRTH WEIGHT (RURAL & URBAN)-2023**

Duration of Pregnancy in weeks	Birth Weight (in Kgs)																				
	Less Than 1.5			1.5 - 2.0			2.0 - 3.0			3.0 - 4.0			4.0+			Not Stated			Total		
	Rural	Urban	Total	Rural	Urban	Total	Rural	Urban	Total	Rural	Urban	Total	Rural	Urban	Total	Rural	Urban	Total	Rural	Urban	Total
1	2	3	4	5	6	7	8	9	10	11	12	13	14	15	16	17	18	19	20	21	22
< 32	318	4161	4479	465	3889	4354	1418	3085	4503	357	350	707	53	12	65	0	0	0	2611	22994	14108
32 - 36	526	4431	4957	2406	14848	17254	31703	122954	154657	6546	25604	32150	278	286	564	0	0	0	41459	336246	209582
37 - 39	276	2130	2406	1742	14663	16405	63402	392927	456329	17328	134706	152034	178	1898	2076	0	0	0	82926	1092648	629250
40	24	215	239	189	1523	1712	10994	77303	88297	4805	40174	44979	78	682	760	0	0	0	16090	239794	135987
41 +	39	61	100	419	265	684	5272	13422	18694	1998	5983	7981	66	89	155	0	0	0	7794	39640	27614
Not Stated	0	0	0	0	0	0	0	0	0	0	0	0	0	0	0	0	0	0	0	0	0
<b>Total</b>	<b>1183</b>	<b>10998</b>	<b>12181</b>	<b>5221</b>	<b>35188</b>	<b>40409</b>	<b>31034</b>	<b>609691</b>	<b>722480</b>	<b>31034</b>	<b>206817</b>	<b>237851</b>	<b>653</b>	<b>2967</b>	<b>3620</b>	<b>0</b>	<b>0</b>	<b>0</b>	<b>150880</b>	<b>865661</b>	<b>1016541</b>



**TABLE B-21 :LIVE BIRTHS BY AGE OF MOTHER AND BIRTH WEIGHT(RURAL & URBAN)-2023**

Age of Mother	Birth Weight (in Kgs)																				
	Less than 1.5			1.5 - 2.0			2.0 - 3.0			3.0 - 4.0			4.0+			Not Stated			Total		
	Rural	Urban	Total	Rural	Urban	Total	Rural	Urban	Total	Rural	Urban	Total	Rural	Urban	Total	Rural	Urban	Total	Rural	Urban	Total
1	2	3	4	5	6	7	8	9	10	11	12	13	14	15	16	17	18	19	20	21	22
Below 15	0	0	0	0	0	0	0	0	0	0	1	1	0	0	0	0	0	0	0	1	1
15 - 19	31	479	510	155	1522	1677	3859	24410	28269	966	5732	6698	7	35	42	0	0	0	5018	32178	37196
20 - 24	593	3960	4553	2990	13272	16262	57644	272348	329992	14632	74587	89219	218	745	963	0	0	0	76077	364912	440989
25 - 29	292	3422	3714	1525	12759	14284	37612	208612	246224	10943	76318	87261	189	1133	1322	0	0	0	50561	302244	352805
30 - 34	198	2038	2236	415	5371	5786	11520	80085	91605	3637	38825	42462	92	795	887	0	0	0	15862	127114	142976
35 - 39	41	892	933	103	1913	2016	1819	21708	23527	759	10331	11090	140	237	377	0	0	0	2862	35081	37943
40 - 44	11	163	174	13	285	298	207	2295	2502	85	966	1051	4	19	23	0	0	0	320	3728	4048
45 and above	17	44	61	20	66	86	128	233	361	12	57	69	3	3	6	0	0	0	180	403	583
Not Stated	0	0	0	0	0	0	0	0	0	0	0	0	0	0	0	0	0	0	0	0	0
<b>Total</b>	<b>1183</b>	<b>10998</b>	<b>12181</b>	<b>5221</b>	<b>35188</b>	<b>40409</b>	<b>31034</b>	<b>609691</b>	<b>722480</b>	<b>31034</b>	<b>206817</b>	<b>237851</b>	<b>653</b>	<b>2967</b>	<b>3620</b>	<b>0</b>	<b>0</b>	<b>0</b>	<b>150880</b>	<b>865661</b>	<b>1016541</b>

**TABLE B-22 :LIVE BIRTHS BY BIRTH ORDER AND BIRTH WEIGHT (RURAL & URBAN)-2023**

Birth Order	Birth Weight (in Kgs)																				
	Less Than 1.5			1.5 - 2.0			2.0 - 3.0			3.0 - 4.0			4.0+			Not Stated			Total		
	Rural	Urban	Total	Rural	Urban	Total	Rural	Urban	Total	Rural	Urban	Total	Rural	Urban	Total	Rural	Urban	Total	Rural	Urban	Total
1	2	3	4	5	6	7	8	9	10	11	12	13	14	15	16	17	18	19	20	21	22
1	536	5918	6454	2203	19932	22135	43936	319790	363726	11102	98263	109365	243	1257	1500	0	0	0	58020	445160	503180
2	510	3878	4388	2369	11604	13973	49863	221884	271747	14129	83375	97504	266	1272	1538	0	0	0	67137	322013	389150
3	129	1072	1201	604	3310	3914	17752	62272	80024	5362	22514	27876	53	375	428	0	0	0	23900	89543	113443
4	7	111	118	38	303	341	1128	5160	6288	393	2390	2783	10	58	68	0	0	0	1576	8022	9598
5	1	19	20	7	37	44	103	556	659	43	258	301	81	5	86	0	0	0	235	875	1110
6	0	0	0	0	2	2	7	29	36	5	17	22	0	0	0	0	0	0	12	48	60
7	0	0	0	0	0	0	0	0	0	0	0	0	0	0	0	0	0	0	0	0	0
8	0	0	0	0	0	0	0	0	0	0	0	0	0	0	0	0	0	0	0	0	0
9	0	0	0	0	0	0	0	0	0	0	0	0	0	0	0	0	0	0	0	0	0
10 & Above	0	0	0	0	0	0	0	0	0	0	0	0	0	0	0	0	0	0	0	0	0
Not Stated	0	0	0	0	0	0	0	0	0	0	0	0	0	0	0	0	0	0	0	0	0
<b>Total</b>	<b>1183</b>	<b>10998</b>	<b>12181</b>	<b>5221</b>	<b>35188</b>	<b>40409</b>	<b>31034</b>	<b>609691</b>	<b>722480</b>	<b>31034</b>	<b>206817</b>	<b>237851</b>	<b>653</b>	<b>2967</b>	<b>3620</b>	<b>0</b>	<b>0</b>	<b>0</b>	<b>150880</b>	<b>865661</b>	<b>1016541</b>

**TABLE B-23 :LIVE BIRTHS BY METHOD OF DELIVERY & AGE OF MOTHER (RURAL & URBAN)-2023**

Method of Delivery	Age of Mother									Total
	Below 15	15-19	20-24	25-29	30-34	35-39	40-44	45 & Above	Not Stated	
1	2	3	4	5	6	7	8	9	10	11
<b>All Areas</b>										
Normal	0	25388	291021	199052	60822	13496	1314	295	0	591388
Caesarean	1	11386	146529	150414	80151	24060	2690	280	0	415511
Forceps / Vaccum	0	422	3439	3339	2003	387	44	8	0	9642
Not Stated	0	0	0	0	0	0	0	0	0	0
<b>Total</b>	<b>1</b>	<b>37196</b>	<b>440989</b>	<b>352805</b>	<b>142976</b>	<b>37943</b>	<b>4048</b>	<b>583</b>	<b>0</b>	<b>1016541</b>
<b>Urban Areas</b>										
Normal	0	20772	220205	154766	48657	11665	1092	127	0	457284
Caesarean	1	11011	141587	144450	76827	23066	2603	274	0	399819
Forceps / Vaccum	0	395	3120	3028	1630	350	33	2	0	8558
Not Stated	0	0	0	0	0	0	0	0	0	0
<b>Total</b>	<b>1</b>	<b>32178</b>	<b>364912</b>	<b>302244</b>	<b>127114</b>	<b>35081</b>	<b>3728</b>	<b>403</b>	<b>0</b>	<b>865661</b>
<b>Rural Areas</b>										
Normal	0	4616	70816	44286	12165	1831	222	168	0	134104
Caesarean	0	375	4942	5964	3324	994	87	6	0	15692
Forceps / Vaccum	0	27	319	311	373	37	11	6	0	1084
Not Stated	0	0	0	0	0	0	0	0	0	0
<b>Total</b>	<b>0</b>	<b>5018</b>	<b>76077</b>	<b>50561</b>	<b>15862</b>	<b>2862</b>	<b>320</b>	<b>180</b>	<b>0</b>	<b>150880</b>

**TABLES RELATED  
TO DEATH**

**TABLE D-1 : DEATHS BY PLACE OF OCCURENCE, DISTRICTS (RURAL & URBAN) AND TOWNS WITH POPULATION ONE LAKH AND ABOVE - 2023**

Sl. No.	Districts		Deaths by Place of Occurrence			Place of Residence of Deceased		Place of Residence Outside the State
			Male	Female	Total	Within the Area	Outside the Area	
1	2		3	4	5	6	7	8
1	Bagalkote	URBAN	4486	2966	7452	6572	846	34
		RURAL	4647	3866	8513	8469	43	1
		TOTAL	9133	6832	15965	15041	889	35
	Towns with Population one lakh and above							
	Bagalkote CMC		1927	1104	3031	2304	696	31
2	Ballari	URBAN	5033	3083	8116	6567	903	646
		RURAL	3070	2293	5363	5342	11	10
		TOTAL	8103	5376	13479	11909	914	656
	Towns with Population one lakh and above							
	Ballari CC		4094	2431	6525	5039	868	618
3	Belagavi	URBAN	9612	6021	15633	14979	430	224
		RURAL	13499	10020	23519	23433	40	46
		TOTAL	23111	16041	39152	38412	470	270
	Towns with Population one lakh and above							
	Belagavi CC		4814	2820	7634	7156	335	143
4	Bengaluru Rural	URBAN	1681	1062	2743	2500	210	33
		RURAL	3261	2401	5662	5520	133	9
		TOTAL	4942	3463	8405	8020	343	42
5	Bengaluru Urban	URBAN	43619	28944	72563	58928	9955	3680
		RURAL	4119	2703	6822	6431	216	175
		TOTAL	47738	31647	79385	65359	10171	3855
	Towns with Population one lakh and above							
	BBMP		41831	27924	69755	56641	9811	3303
6	Bidar	URBAN	2585	1486	4071	3809	97	165
		RURAL	4667	2911	7578	7558	10	10
		TOTAL	7252	4397	11649	11367	107	175
	Towns with Population one lakh and above							
	Bidar CMC		1802	1005	2807	2553	92	162
7	Chamarajanagara	URBAN	1282	841	2123	2029	43	51
		RURAL	4575	3237	7812	7759	40	13
		TOTAL	5857	4078	9935	9788	83	64
8	Chikkaballapura	URBAN	1508	977	2485	2378	67	40
		RURAL	4329	3195	7524	7445	60	19
		TOTAL	5837	4172	10009	9823	127	59
9	Chikkamagaluru	URBAN	1474	924	2398	2312	82	4
		RURAL	4390	3092	7482	7403	75	4
		TOTAL	5864	4016	9880	9715	157	8
	Towns with Population one lakh and above							
	Chickamagalur CMC		702	445	1147	1096	49	2
10	Chitradurga	URBAN	2535	1616	4151	3945	176	30
		RURAL	6829	5354	12183	12099	75	9
		TOTAL	9364	6970	16334	16044	251	39
	Towns with Population one lakh and above							
	Chitradurga CMC		1566	929	2495	2336	134	25
11	Dakshina Kannada	URBAN	8853	5559	14412	10344	2769	1299
		RURAL	4911	4015	8926	8894	20	12
		TOTAL	13764	9574	23338	19238	2789	1311
	Towns with Population one lakh and above							
	Mangaluru CC		6182	3768	9950	7020	1961	969
12	Davanagere	URBAN	4765	3280	8045	6327	1701	17
		RURAL	4778	3630	8408	8379	28	1
		TOTAL	9543	6910	16453	14706	1729	18
	Towns with Population one lakh and above							
	Davangere CC		3993	2686	6679	5023	1640	16

**TABLE D-1 : DEATHS BY PLACE OF OCCURENCE, DISTRICTS (RURAL & URBAN) AND TOWNS WITH POPULATION ONE LAKH AND ABOVE - 2023**

Sl. No.	Districts		Deaths by Place of Occurrence			Place of Residence of Deceased		Place of Residence Outside the State
			Male	Female	Total	Within the Area	Outside the Area	
1	2		3	4	5	6	7	8
13	Dharwad	URBAN	9416	6028	15444	11181	4206	57
		RURAL	3309	2530	5839	5784	50	5
		TOTAL	12725	8558	21283	16965	4256	62
	Towns with Population one lakh and above							
	Hubli-Dharwad CC		8937	5708	14645	10404	4186	55
14	Gadag	URBAN	2738	1986	4724	4257	453	14
		RURAL	2882	2280	5162	5118	43	1
		TOTAL	5620	4266	9886	9375	496	15
	Towns with Population one lakh and above							
	Gadag-Betageri CMC		1769	1210	2979	2567	399	13
15	Hassan	URBAN	3212	1833	5045	4526	513	6
		RURAL	7747	5776	13523	13472	47	4
		TOTAL	10959	7609	18568	17998	560	10
	Towns with Population one lakh and above							
	Hassan CMC		2281	1211	3492	3008	480	4
16	Haveri	URBAN	1900	1319	3219	3124	88	7
		RURAL	4952	3873	8825	8805	18	2
		TOTAL	6852	5192	12044	11929	106	9
	Towns with Population one lakh and above							
	Ranebennur CMC		493	336	829	804	22	3
17	Kalaburagi	URBAN	5038	3028	8066	7435	584	47
		RURAL	6891	4495	11386	11321	51	14
		TOTAL	11929	7523	19452	18756	635	61
	Towns with Population one lakh and above							
	Kalaburagi CC		3857	2332	6189	5573	582	34
18	Kodagu	URBAN	541	352	893	808	67	18
		RURAL	2110	1450	3560	3531	23	6
		TOTAL	2651	1802	4453	4339	90	24
19	Kolar	URBAN	2747	1839	4586	4362	167	57
		RURAL	4558	3125	7683	7645	27	11
		TOTAL	7305	4964	12269	12007	194	68
	Towns with Population one lakh and above							
	Kolar CMC		1562	902	2464	2282	146	36
	Robertsonpet CMC		524	402	926	916	1	9
20	Koppala	URBAN	2247	1428	3675	3334	339	2
		RURAL	3881	2889	6770	6721	45	4
		TOTAL	6128	4317	10445	10055	384	6
	Towns with Population one lakh and above							
	Gangavathi CMC		626	407	1033	1006	27	0
21	Mandya	URBAN	2715	1525	4240	3577	643	20
		RURAL	7609	5389	12998	12891	100	7
		TOTAL	10324	6914	17238	16468	743	27
	Towns with Population one lakh and above							
	Mandya CMC		1487	841	2328	2023	297	8
22	Mysuru	URBAN	10246	6741	16987	13945	2948	94
		RURAL	9293	6547	15840	15759	76	5
		TOTAL	19539	13288	32827	29704	3024	99
	Towns with Population one lakh and above							
	Mysuru CC		8261	5366	13627	10653	2883	91
23	Raichuru	URBAN	3275	1926	5201	4905	204	92
		RURAL	4661	3012	7673	7645	22	6
		TOTAL	7936	4938	12874	12550	226	98
	Towns with Population one lakh and above							
	Raichur CMC		1961	1150	3111	2846	176	89

**TABLE D-1 : DEATHS BY PLACE OF OCCURENCE, DISTRICTS (RURAL & URBAN) AND TOWNS WITH POPULATION ONE LAKH AND ABOVE - 2023**

Sl. No.	Districts		Deaths by Place of Occurrence			Place of Residence of Deceased		Place of Residence Outside the State
			Male	Female	Total	Within the Area	Outside the Area	
1	2		3	4	5	6	7	8
24	Ramanagara	URBAN	1271	990	2261	2175	83	3
		RURAL	5236	3597	8833	8714	113	6
		TOTAL	6507	4587	11094	10889	196	9
25	Shivamogga	URBAN	5713	3400	9113	7245	1856	12
		RURAL	4659	3607	8266	8217	47	2
		TOTAL	10372	7007	17379	15462	1903	14
	Towns with Population one lakh and above							
	Bhadravathi CMC		696	479	1175	1168	7	0
	Shivamogga CC		4142	2267	6409	4607	1792	10
26	Tumakuru	URBAN	3642	2458	6100	5758	251	91
		RURAL	11575	8821	20396	20308	83	5
		TOTAL	15217	11279	26496	26066	334	96
	Towns with Population one lakh and above							
	Tumakuru CC		1900	1237	3137	2919	164	54
27	Udupi	URBAN	3033	1845	4878	3768	997	113
		RURAL	3825	3348	7173	7077	75	21
		TOTAL	6858	5193	12051	10845	1072	134
	Towns with Population one lakh and above							
	Udupi CMC		2317	1283	3600	2572	925	103
28	Uttara Kannada	URBAN	2277	1639	3916	3770	111	35
		RURAL	3986	3280	7266	7197	62	7
		TOTAL	6263	4919	11182	10967	173	42
29	Vijayanagara	URBAN	1859	1423	3282	3216	51	15
		RURAL	4330	3498	7828	7810	16	2
		TOTAL	6189	4921	11110	11026	67	17
	Towns with Population one lakh and above							
	Hospet CMC		894	692	1586	1551	25	10
30	Vijayapura	URBAN	3910	2430	6340	6105	184	51
		RURAL	5961	4125	10086	10035	40	11
		TOTAL	9871	6555	16426	16140	224	62
	Towns with Population one lakh and above							
	Vijayapura CC		2671	1604	4275	4075	166	34
31	Yadagiri	URBAN	1135	729	1864	1846	17	1
		RURAL	3997	2355	6352	6337	15	0
		TOTAL	5132	3084	8216	8183	32	1
	<b>STATE</b>	<b>URBAN</b>	<b>154348</b>	<b>99678</b>	<b>254026</b>	<b>216027</b>	<b>31041</b>	<b>6958</b>
		<b>RURAL</b>	<b>164537</b>	<b>120714</b>	<b>285251</b>	<b>283119</b>	<b>1704</b>	<b>428</b>
		<b>TOTAL</b>	<b>318885</b>	<b>220392</b>	<b>539277</b>	<b>499146</b>	<b>32745</b>	<b>7386</b>

**TABLE D-2 : DEATHS BY PLACE OF RESIDENCE, DISTRICTS (RURAL & URBAN) AND TOWNS WITH POPULATION ONE LAKH AND ABOVE - 2023**

Sl. No.	Districts		Deaths by Place of Residence			Death Rate	Place of Occurrence of the Death	
			Male	Female	Total		Within the Area	Outside the Area
1	2		3	4	5	6	7	8
1	Bagalkote	URBAN	4319	2805	7124	10.52	6572	552
		RURAL	4646	3864	8510	6.23	8469	41
		TOTAL	8965	6669	15634	7.65	15041	593
Towns with Population one lakh and above								
	Bagalkote CMC		1903	1104	3007	20.81	2304	727
2	Ballari	URBAN	4339	2743	7082	9.29	6567	515
		RURAL	3072	2300	5372	6.16	5342	30
		TOTAL	7411	5043	12454	7.62	11909	545
Towns with Population one lakh and above								
	Ballari CC		3676	2431	6107	10.81	5039	1486
3	Belagavi	URBAN	9901	6156	16057	10.45	14979	1078
		RURAL	13487	9994	23481	6.51	23433	48
		TOTAL	23388	16150	39538	7.69	38412	1126
Towns with Population one lakh and above								
	Belagavi CC		4722	2820	7542	14.04	7156	478
4	Bengaluru Rural	URBAN	2370	1435	3805	10.89	2500	1305
		RURAL	3212	2378	5590	7.36	5520	70
		TOTAL	5582	3813	9395	8.47	8020	1375
5	Bengaluru Urban	URBAN	35002	24442	59444	4.71	58928	516
		RURAL	4020	2683	6703	7.11	6431	272
		TOTAL	39022	27125	66147	4.88	65359	788
Towns with Population one lakh and above								
	BBMP		39651	27924	67575	4.99	56641	13114
6	Bidar	URBAN	2582	1490	4072	8.56	3809	263
		RURAL	4676	2915	7591	5.61	7558	33
		TOTAL	7258	4405	11663	6.38	11367	296
Towns with Population one lakh and above								
	Bidar CMC		1697	1005	2702	9.60	2553	254
7	Chamarajanagara	URBAN	1847	1136	2983	16.12	2029	954
		RURAL	4559	3237	7796	9.42	7759	37
		TOTAL	6406	4373	10779	10.64	9788	991
8	Chikkaballapura	URBAN	2330	1402	3732	11.46	2378	1354
		RURAL	4298	3181	7479	7.71	7445	34
		TOTAL	6628	4583	11211	8.65	9823	1388
9	Chikkamagaluru	URBAN	2415	1417	3832	15.32	2312	1520
		RURAL	4373	3076	7449	9.34	7403	46
		TOTAL	6788	4493	11281	10.77	9715	1566
Towns with Population one lakh and above								
	Chickamagalur CMC		702	445	1147	7.99	1096	51
10	Chitradurga	URBAN	3474	2042	5516	15.50	3945	1571
		RURAL	6801	5356	12157	8.97	12099	58
		TOTAL	10275	7398	17673	10.33	16044	1629
Towns with Population one lakh and above								
	Chitradurga CMC		1550	929	2479	14.07	2336	159
11	Dakshina Kannada	URBAN	6210	4289	10499	8.16	10344	155
		RURAL	4903	4017	8920	9.62	8894	26
		TOTAL	11113	8306	19419	8.77	19238	181
Towns with Population one lakh and above								
	Mangaluru CC		5537	3768	9305	14.88	7020	2930
12	Davanagere	URBAN	4613	3054	7667	12.31	6327	1340
		RURAL	4779	3639	8418	8.21	8379	39
		TOTAL	9392	6693	16085	9.76	14706	1379



**TABLE D-2 : DEATHS BY PLACE OF RESIDENCE, DISTRICTS (RURAL & URBAN) AND TOWNS WITH POPULATION ONE LAKH AND ABOVE - 2023**

Sl. No.	Districts		Deaths by Place of Residence			Death Rate	Place of Occurrence of the Death	
			Male	Female	Total		Within the Area	Outside the Area
1	2		3	4	5	6	7	8
	Towns with Population one lakh and above							
	Davangere CC		3983	2686	6669	12.33	5023	1656
13	Dharwad	URBAN	6859	4701	11560	10.32	11181	379
		RURAL	3315	2528	5843	6.91	5784	59
		TOTAL	10174	7229	17403	8.86	16965	438
	Towns with Population one lakh and above							
	Hubli-Dharwad CC		8902	5708	14610	12.36	10404	4241
14	Gadag	URBAN	3020	2105	5125	13.82	4257	868
		RURAL	2885	2273	5158	7.23	5118	40
		TOTAL	5905	4378	10283	9.48	9375	908
	Towns with Population one lakh and above							
	Gadag-Betageri CMC		1759	1210	2969	15.06	2567	412
15	Hassan	URBAN	3546	1987	5533	13.13	4526	1007
		RURAL	7757	5780	13537	10.46	13472	65
		TOTAL	11303	7767	19070	11.12	17998	1072
	Towns with Population one lakh and above							
	Hassan CMC		2278	1211	3489	16.73	3008	484
16	Haveri	URBAN	3353	2130	5483	11.95	3124	2359
		RURAL	4971	3884	8855	7.24	8805	50
		TOTAL	8324	6014	14338	8.53	11929	2409
	Towns with Population one lakh and above							
	Ranebennur CMC		491	336	827	6.29	804	25
17	Kalaburagi	URBAN	4833	2901	7734	7.83	7435	299
		RURAL	6870	4488	11358	6.03	11321	37
		TOTAL	11703	7389	19092	6.65	18756	336
	Towns with Population one lakh and above							
	Kalaburagi CC		3836	2332	6168	8.52	5573	616
18	Kodagu	URBAN	837	530	1367	17.95	808	559
		RURAL	2102	1442	3544	7.97	3531	13
		TOTAL	2939	1972	4911	9.43	4339	572
19	Kolar	URBAN	3200	2081	5281	10.35	4362	919
		RURAL	4562	3131	7693	7.10	7645	48
		TOTAL	7762	5212	12974	8.14	12007	967
	Towns with Population one lakh and above							
	Kolar CMC		1544	902	2446	13.89	2282	182
	Robertsonpet CMC		519	402	921	5.46	916	10
20	Koppala	URBAN	2633	1631	4264	10.01	3334	930
		RURAL	3874	2884	6758	5.91	6721	37
		TOTAL	6507	4515	11022	7.02	10055	967
	Towns with Population one lakh and above							
	Gangavathi CMC		626	407	1033	7.74	1006	27
21	Mandya	URBAN	3607	2043	5650	19.13	3577	2073
		RURAL	7593	5384	12977	9.11	12891	86
		TOTAL	11200	7427	18627	10.83	16468	2159
	Towns with Population one lakh and above							
	Mandya CMC		1482	841	2323	15.98	2023	305
22	Mysuru	URBAN	8634	5797	14431	10.04	13945	486
		RURAL	9288	6543	15831	8.96	15759	72
		TOTAL	17922	12340	30262	9.45	29704	558
	Towns with Population one lakh and above							
	Mysuru CC		8201	5366	13567	12.15	10653	2974
23	Raichuru	URBAN	3571	2035	5606	11.00	4905	701

**TABLE D-2 : DEATHS BY PLACE OF RESIDENCE, DISTRICTS (RURAL & URBAN) AND TOWNS WITH POPULATION ONE LAKH AND ABOVE - 2023**

Sl. No.	Districts		Deaths by Place of Residence			Death Rate	Place of Occurrence of the Death	
			Male	Female	Total		Within the Area	Outside the Area
1	2		3	4	5	6	7	8
		RURAL	4657	3018	7675	4.78	7645	30
		TOTAL	8228	5053	13281	6.27	12550	731
	Towns with Population one lakh and above							
		Raichur CMC	1901	1150	3051	11.23	2846	265
24	Ramanagara	URBAN	2073	1435	3508	9.91	2175	1333
		RURAL	5210	3600	8810	12.18	8714	96
		TOTAL	7283	5035	12318	11.43	10889	1429
25	Shivamogga	URBAN	4924	3053	7977	13.33	7245	732
		RURAL	4674	3612	8286	7.33	8217	69
		TOTAL	9598	6665	16263	9.41	15462	801
	Towns with Population one lakh and above							
		Bhadravathi CMC	696	479	1175	8.39	1168	7
		Shivamogga CC	4134	2267	6401	16.24	4607	1802
26	Tumakuru	URBAN	5032	3181	8213	12.97	5758	2455
		RURAL	11583	8826	20409	10.44	20308	101
		TOTAL	16615	12007	28622	11.06	26066	2556
	Towns with Population one lakh and above							
		Tumakuru CC	1867	1237	3104	8.09	2919	218
27	Udupi	URBAN	2707	1732	4439	8.52	3768	671
		RURAL	3771	3323	7094	9.79	7077	17
		TOTAL	6478	5055	11533	9.26	10845	688
	Towns with Population one lakh and above							
		Udupi CMC	2249	1283	3532	20.72	2572	1028
28	Uttara Kannada	URBAN	3082	2021	5103	12.87	3770	1333
		RURAL	3951	3284	7235	7.09	7197	38
		TOTAL	7033	5305	12338	8.71	10967	1371
29	Vijayanagara	URBAN	2809	2004	4813	10.71	3216	1597
		RURAL	4352	3502	7854	7.44	7810	44
		TOTAL	7161	5506	12667	8.41	11026	1641
	Towns with Population one lakh and above							
		Hospet CMC	890	692	1582	5.80	1551	35
30	Vijayapura	URBAN	4095	2580	6675	7.04	6105	570
		RURAL	5952	4113	10065	6.15	10035	30
		TOTAL	10047	6693	16740	6.48	16140	600
	Towns with Population one lakh and above							
		Vijayapura CC	2648	1604	4252	9.49	4075	200
31	Yadagiri	URBAN	1527	966	2493	9.04	1846	647
		RURAL	4013	2362	6375	5.68	6337	38
		TOTAL	5540	3328	8868	6.34	8183	685
32	Others	URBAN	4604	2354	6958	0	0	6958
		RURAL	331	97	428	0	0	428
		TOTAL	4935	2451	7386	0	0	7386
	<b>STATE</b>	<b>URBAN</b>	<b>154348</b>	<b>99678</b>	<b>254026</b>	<b>8.17</b>	<b>216027</b>	<b>37999</b>
		<b>RURAL</b>	<b>164537</b>	<b>120714</b>	<b>285251</b>	<b>7.58</b>	<b>283119</b>	<b>2132</b>
		<b>TOTAL</b>	<b>318885</b>	<b>220392</b>	<b>539277</b>	<b>7.84</b>	<b>499146</b>	<b>40131</b>

Table D-3 : TIME GAP IN REGISTRATION OF DEATHS(RURAL &amp; URBAN) - 2023

Sl. No.	District	RURAL											URBAN										
		Number of Deaths Registered											Number of Deaths Registered										
		Within Prescribed Time Limit	Within 30 days				Delayed Registration						Within Prescribed Time Limit	Within 30 days				Delayed Registration					
			Male	Female	Male	Female	Male	Female	Male	Female	Male	Female		Total	Male	Female	Male	Female	Male	Female	Male	Female	Male
3	4	5	6	7	8	9	10	11	12	13	14	15	16	17	18	19	20	21	22	23	24		
1	Bagalkote	3425	2535	641	690	398	421	183	220	4647	3866	8513	3409	1928	395	367	601	594	81	77	4486	2966	7452
2	Ballari	1772	1216	297	247	305	311	696	519	3070	2293	5363	3843	2026	386	295	573	559	231	203	5033	3083	8116
3	Belagavi	10145	6905	1611	1407	1175	1215	568	493	13499	10020	23519	6702	3798	1044	744	1678	1324	188	155	9612	6021	15633
4	Bengaluru Rural	1843	1264	457	392	599	497	362	248	3261	2401	5662	925	539	248	150	449	328	59	45	1681	1062	2743
5	Bengaluru Urban	2249	1477	624	427	817	507	429	292	4119	2703	6822	29062	19955	5195	3223	8954	5481	408	285	43619	28944	72563
6	Bidar	3276	1903	575	425	722	541	94	42	4667	2911	7578	1471	719	335	207	735	532	44	28	2585	1486	4071
7	Chamarajanagara	2657	1776	584	426	605	530	729	505	4575	3237	7812	658	336	177	105	337	299	110	101	1282	841	2123
8	Chikkaballapura	2112	1361	654	483	1151	1031	412	320	4329	3195	7524	942	517	181	116	340	294	45	50	1508	977	2485
9	Chikkamagaluru	3069	2052	449	365	418	335	454	340	4390	3092	7482	981	566	148	83	257	200	88	75	1474	924	2398
10	Chitradurga	4011	2833	764	648	737	661	1317	1212	6829	5354	12183	1645	953	263	152	453	344	174	167	2535	1616	4151
11	Dakshina Kannada	3679	2965	530	508	488	412	214	130	4911	4015	8926	7622	4648	480	370	615	463	136	78	8853	5559	14412
12	Davanagere	2984	1982	630	549	589	568	575	531	4778	3630	8408	3745	2460	283	207	537	443	200	170	4765	3280	8045
13	Dharwad	2414	1708	487	415	261	211	147	196	3309	2530	5839	5237	2939	1356	834	2699	2134	124	121	9416	6028	15444
14	Gadag	2265	1711	254	224	167	157	196	188	2882	2280	5162	1934	1262	304	245	425	374	75	105	2738	1986	4724
15	Hassan	4907	3289	812	627	685	736	1343	1124	7747	5776	13523	1748	830	473	265	820	578	171	160	3212	1833	5045
16	Haveri	3786	2691	627	534	346	366	193	282	4952	3873	8825	1250	779	258	174	341	297	51	69	1900	1319	3219
17	Kalaburagi	4484	2694	695	538	1285	1011	427	252	6891	4495	11386	2165	1166	687	385	2043	1377	143	100	5038	3028	8066
18	Kodagu	1383	897	186	167	340	286	201	100	2110	1450	3560	336	200	99	48	93	97	13	7	541	352	893
19	Kolar	2479	1499	645	458	978	941	456	227	4558	3125	7683	1857	1064	248	152	570	555	72	68	2747	1839	4586
20	Koppala	2485	1713	460	393	506	496	430	287	3881	2889	6770	1219	681	349	212	547	456	132	79	2247	1428	3675
21	Mandya	4910	3269	1184	968	604	611	911	541	7609	5389	12998	1774	905	316	171	510	379	115	70	2715	1525	4240
22	Mysuru	5453	3560	875	689	684	614	2281	1684	9293	6547	15840	7035	4708	1092	598	1593	1053	526	382	10246	6741	16987
23	Raichuru	2753	1610	628	393	977	825	303	184	4661	3012	7673	1539	745	565	292	1018	788	153	101	3275	1926	5201
24	Ramanagara	2732	1759	807	560	818	686	879	592	5236	3597	8833	510	349	234	173	426	380	101	88	1271	990	2261
25	Shivamogga	3280	2388	517	458	378	379	484	382	4659	3607	8266	3172	1635	725	449	1604	1141	212	175	5713	3400	9113
26	Tumakuru	7702	5393	1539	1220	941	946	1393	1262	11575	8821	20396	2143	1347	499	359	839	641	161	111	3642	2458	6100
27	Udupi	2818	2528	435	405	380	272	192	143	3825	3348	7173	2478	1435	191	168	316	206	48	36	3033	1845	4878
28	Uttara Kannada	3093	2416	507	468	230	207	156	189	3986	3280	7266	1729	1179	235	173	254	231	59	56	2277	1639	3916
29	Vijayanagara	2505	1915	305	263	360	380	1160	940	4330	3498	7828	1034	736	256	154	274	271	295	262	1859	1423	3282
30	Vijayapura	3754	2322	875	688	1102	868	230	247	5961	4125	10086	2112	1069	615	392	1109	890	74	79	3910	2430	6340
31	Yadagiri	2633	1427	534	391	468	366	362	171	3997	2355	6352	588	318	174	113	285	262	88	36	1135	729	1864
	<b>STATE</b>	<b>107058</b>	<b>73058</b>	<b>20188</b>	<b>16426</b>	<b>19514</b>	<b>17387</b>	<b>17777</b>	<b>13843</b>	<b>164537</b>	<b>120714</b>	<b>285251</b>	<b>100865</b>	<b>61792</b>	<b>17811</b>	<b>11376</b>	<b>31295</b>	<b>22971</b>	<b>4377</b>	<b>3539</b>	<b>154348</b>	<b>99678</b>	<b>254026</b>

**TABLE D-4 : DEATHS BY SEX AND MONTH OF OCCURRENCE -2023**

SL. No.	District	Sex	Month												Total
			Jan	Feb	Mar	Apr	May	Jun	Jul	Aug	Sep	Oct	Nov	Dec	
1	2	3	4	5	6	7	8	9	10	11	12	13	14	15	16
1	Bagalkote	Male	768	711	838	627	728	783	732	678	809	734	875	850	9133
		Female	478	521	564	462	513	621	592	586	641	596	625	633	6832
		Total	1246	1232	1402	1089	1241	1404	1324	1264	1450	1330	1500	1483	15965
2	Ballari	Male	641	656	712	553	631	737	765	718	673	653	644	720	8103
		Female	463	404	436	353	409	441	479	592	433	482	422	462	5376
		Total	1104	1060	1148	906	1040	1178	1244	1310	1106	1135	1066	1182	13479
3	Belagavi	Male	1679	1758	2039	1677	1766	2147	1830	2186	1956	1904	2083	2086	23111
		Female	1108	1200	1438	972	1168	1417	1398	1629	1456	1420	1397	1438	16041
		Total	2787	2958	3477	2649	2934	3564	3228	3815	3412	3324	3480	3524	39152
4	Bengaluru Rural	Male	407	463	422	284	333	454	458	453	368	395	449	456	4942
		Female	278	331	311	182	220	316	286	412	257	285	277	308	3463
		Total	685	794	733	466	553	770	744	865	625	680	726	764	8405
5	Bengaluru Urban	Male	3971	4150	4089	3459	3460	3843	3807	4279	4003	3873	4243	4561	47738
		Female	2608	2902	2761	2251	2370	2493	2499	2794	2763	2542	2741	2923	31647
		Total	6579	7052	6850	5710	5830	6336	6306	7073	6766	6415	6984	7484	79385
6	Bidar	Male	513	537	634	476	582	642	609	693	624	595	704	643	7252
		Female	286	305	358	270	322	394	390	497	399	400	440	336	4397
		Total	799	842	992	746	904	1036	999	1190	1023	995	1144	979	11649
7	Chamarajanagara	Male	471	533	533	429	454	553	523	503	382	386	521	569	5857
		Female	288	346	333	289	272	381	346	432	336	278	365	412	4078
		Total	759	879	866	718	726	934	869	935	718	664	886	981	9935
8	Chikkaballapura	Male	473	528	533	329	436	577	492	536	485	467	471	510	5837
		Female	287	376	350	192	279	384	349	514	395	314	359	373	4172
		Total	760	904	883	521	715	961	841	1050	880	781	830	883	10009
9	Chikkamagaluru	Male	479	525	572	420	382	536	468	521	497	392	522	550	5864
		Female	341	349	354	263	210	333	353	414	312	320	391	376	4016
		Total	820	874	926	683	592	869	821	935	809	712	913	926	9880
10	Chitradurga	Male	747	677	812	483	791	974	832	919	710	748	861	810	9364
		Female	565	521	568	303	566	731	590	774	573	550	635	594	6970
		Total	1312	1198	1380	786	1357	1705	1422	1693	1283	1298	1496	1404	16334
11	Dakshina Kannada	Male	1150	1046	1176	896	1036	1065	1330	1402	1226	1198	1130	1109	13764
		Female	758	793	846	621	750	741	883	959	861	818	810	734	9574
		Total	1908	1839	2022	1517	1786	1806	2213	2361	2087	2016	1940	1843	23338

**TABLE D-4 : DEATHS BY SEX AND MONTH OF OCCURRENCE -2023**

SL. No.	District	Sex	Month												Total
			Jan	Feb	Mar	Apr	May	Jun	Jul	Aug	Sep	Oct	Nov	Dec	
1	2	3	4	5	6	7	8	9	10	11	12	13	14	15	16
12	Davanagere	Male	779	839	773	605	710	826	869	880	882	789	760	831	9543
		Female	526	595	552	437	466	564	631	729	643	603	579	585	6910
		Total	1305	1434	1325	1042	1176	1390	1500	1609	1525	1392	1339	1416	16453
13	Dharwad	Male	975	1100	1153	946	1072	957	1058	1142	1026	1092	1073	1131	12725
		Female	650	811	770	621	662	665	715	815	684	727	698	740	8558
		Total	1625	1911	1923	1567	1734	1622	1773	1957	1710	1819	1771	1871	21283
14	Gadag	Male	439	414	444	361	446	486	516	541	500	540	434	499	5620
		Female	303	321	336	293	327	390	412	337	409	428	320	390	4266
		Total	742	735	780	654	773	876	928	878	909	968	754	889	9886
15	Hassan	Male	893	987	1016	685	796	1027	934	1019	909	862	892	939	10959
		Female	593	650	641	422	516	686	723	924	648	550	573	683	7609
		Total	1486	1637	1657	1107	1312	1713	1657	1943	1557	1412	1465	1622	18568
16	Haveri	Male	491	567	601	467	562	652	556	639	625	538	567	587	6852
		Female	324	411	441	338	388	473	476	541	502	390	445	463	5192
		Total	815	978	1042	805	950	1125	1032	1180	1127	928	1012	1050	12044
17	Kalaburagi	Male	867	920	982	778	908	1117	1015	1071	1028	1122	1009	1112	11929
		Female	549	544	620	466	502	685	646	786	654	719	618	734	7523
		Total	1416	1464	1602	1244	1410	1802	1661	1857	1682	1841	1627	1846	19452
18	Kodagu	Male	242	225	260	136	236	238	191	244	217	175	254	233	2651
		Female	162	152	161	101	153	140	154	183	155	93	186	162	1802
		Total	404	377	421	237	389	378	345	427	372	268	440	395	4453
19	Kolar	Male	643	607	659	477	578	702	618	650	565	594	535	677	7305
		Female	400	385	387	282	317	421	440	642	439	383	385	483	4964
		Total	1043	992	1046	759	895	1123	1058	1292	1004	977	920	1160	12269
20	Koppala	Male	461	493	574	438	442	524	501	585	511	541	509	549	6128
		Female	314	288	349	269	327	376	395	468	405	396	365	365	4317
		Total	775	781	923	707	769	900	896	1053	916	937	874	914	10445
21	Mandya	Male	871	993	993	717	829	915	857	873	758	796	902	820	10324
		Female	618	643	598	440	544	561	592	664	574	519	591	570	6914
		Total	1489	1636	1591	1157	1373	1476	1449	1537	1332	1315	1493	1390	17238
22	Mysuru	Male	1700	1677	1750	1464	1457	1660	1642	1717	1527	1564	1689	1692	19539
		Female	1158	1166	1154	956	971	1094	1196	1238	1096	1016	1097	1146	13288

**TABLE D-4 : DEATHS BY SEX AND MONTH OF OCCURRENCE -2023**

SL. No.	District	Sex	Month												Total
			Jan	Feb	Mar	Apr	May	Jun	Jul	Aug	Sep	Oct	Nov	Dec	
1	2	3	4	5	6	7	8	9	10	11	12	13	14	15	16
		Total	2858	2843	2904	2420	2428	2754	2838	2955	2623	2580	2786	2838	32827
23	Raichuru	Male	603	645	694	536	636	789	740	708	629	665	625	666	7936
		Female	335	387	409	304	342	446	461	557	444	437	381	435	4938
		Total	938	1032	1103	840	978	1235	1201	1265	1073	1102	1006	1101	12874
24	Ramanagara	Male	542	604	598	383	466	711	619	549	531	438	490	576	6507
		Female	395	391	404	239	266	445	424	485	415	347	382	394	4587
		Total	937	995	1002	622	732	1156	1043	1034	946	785	872	970	11094
25	Shivamogga	Male	842	826	951	716	698	885	926	879	809	872	1008	960	10372
		Female	510	546	643	439	463	639	579	702	567	647	633	639	7007
		Total	1352	1372	1594	1155	1161	1524	1505	1581	1376	1519	1641	1599	17379
26	Tumakuru	Male	1321	1337	1417	885	1253	1363	1325	1282	1180	1209	1251	1394	15217
		Female	939	952	980	656	857	953	1053	1209	897	885	919	979	11279
		Total	2260	2289	2397	1541	2110	2316	2378	2491	2077	2094	2170	2373	26496
27	Udupi	Male	547	583	557	479	612	594	591	662	549	530	577	577	6858
		Female	424	443	462	362	425	406	420	526	462	378	454	431	5193
		Total	971	1026	1019	841	1037	1000	1011	1188	1011	908	1031	1008	12051
28	Uttara Kannada	Male	469	527	652	433	476	482	543	596	488	515	519	563	6263
		Female	391	450	457	361	385	374	392	466	379	421	403	440	4919
		Total	860	977	1109	794	861	856	935	1062	867	936	922	1003	11182
29	Vijayanagara	Male	421	463	602	431	432	532	559	646	526	549	513	515	6189
		Female	319	344	466	356	321	455	462	523	474	446	350	405	4921
		Total	740	807	1068	787	753	987	1021	1169	1000	995	863	920	11110
30	Vijayapura	Male	716	790	835	709	693	934	873	866	829	837	890	899	9871
		Female	445	468	486	498	455	559	556	629	583	619	638	619	6555
		Total	1161	1258	1321	1207	1148	1493	1429	1495	1412	1456	1528	1518	16426
31	Yadagiri	Male	375	428	450	244	348	550	524	477	452	435	391	458	5132
		Female	192	228	262	110	188	277	332	350	304	297	240	304	3084
		Total	567	656	712	354	536	827	856	827	756	732	631	762	8216
	<b>State Total</b>	<b>Male</b>	<b>25496</b>	<b>26609</b>	<b>28321</b>	<b>21523</b>	<b>24249</b>	<b>28255</b>	<b>27303</b>	<b>28914</b>	<b>26274</b>	<b>26008</b>	<b>27391</b>	<b>28542</b>	<b>318885</b>
		<b>Female</b>	<b>17007</b>	<b>18223</b>	<b>18897</b>	<b>14108</b>	<b>15954</b>	<b>18861</b>	<b>19224</b>	<b>22377</b>	<b>19160</b>	<b>18306</b>	<b>18719</b>	<b>19556</b>	<b>220392</b>
		<b>Total</b>	<b>42503</b>	<b>44832</b>	<b>47218</b>	<b>35631</b>	<b>40203</b>	<b>47116</b>	<b>46527</b>	<b>51291</b>	<b>45434</b>	<b>44314</b>	<b>46110</b>	<b>48098</b>	<b>539277</b>

**TABLE D-5 : DEATHS BY TYPE OF ATTENTION AT DEATH (URBAN & RURAL) - 2023**

Sl.No.	Rural/Urban	Type of Attention at Death			Total
		Institutional	Medical Attention Other than Institution	No Medical Attention	
1	2	3	4	5	6
	<b>RURAL</b>	<b>15981</b>	<b>6343</b>	<b>262927</b>	<b>285251</b>
	<b>URBAN</b>				
	<b>Towns with Population one lakh and above</b>				
1	Bagalkote CMC	1790	504	737	3031
2	Ballari CC	4024	223	2278	6525
3	BBMP	36811	25651	7293	69755
4	Belagavi CC	3028	1562	3044	7634
5	Bhadravathi CMC	65	431	679	1175
6	Bidar CMC	1676	1031	100	2807
7	Chickamagalur CMC	543	62	542	1147
8	Chitradurga CMC	1598	45	852	2495
9	Davangere CC	4051	97	2531	6679
10	Gadag-Betageri CMC	1712	44	1223	2979
11	Gangavathi CMC	290	144	599	1033
12	Hassan CMC	2079	1291	122	3492
13	Hospet CMC	213	5	1368	1586
14	Hubli-Dharwad CC	8428	1666	4551	14645
15	Kalaburagi CC	5137	324	728	6189
16	Kolar CMC	1625	25	814	2464
17	Mandya CMC	1462	16	850	2328
18	Mangaluru CC	7209	333	2408	9950
19	Mysuru CC	7643	455	5529	13627
20	Raichur CMC	1438	457	1216	3111
21	Ranebennur CMC	96	67	666	829
22	Robertsonpet CMC	55	1	870	926
23	Shivamogga CC	4224	526	1659	6409
24	Tumakuru CC	1241	200	1696	3137
25	Udupi CMC	2670	661	269	3600
26	Vijayapura CC	1127	179	2969	4275
	<b>ALL OTHER URBAN AREAS</b>	<b>18382</b>	<b>6437</b>	<b>47379</b>	<b>72198</b>
	<b>URBAN TOTAL</b>	<b>118617</b>	<b>42437</b>	<b>92972</b>	<b>254026</b>
	<b>STATE TOTAL</b>	<b>134598</b>	<b>48780</b>	<b>355899</b>	<b>539277</b>

**TABLE D-6 : DEATHS BY AGE, SEX AND RELIGION OF THE DECEASED (URBAN & RURAL) -2023**

Age	Religion of the Deceased															Total			
	Hindus			Muslims			Christians			Others *			Not Stated			Male	Female	Total	
	Male	Female	Total	Male	Female	Total	Male	Female	Total	Male	Female	Total	Male	Female	Total				
1	2	3	4	5	6	7	8	9	10	11	12	13	14	15	16	17	18	19	
<b>All</b>																			
Blow 1 Year	4070	2933	7003	812	589	1401	37	39	76	2	7	9	0	1	1	4921	3569	8490	
1 - 4	452	466	918	105	91	196	6	1	7	1	1	2	0	0	0	564	559	1123	
5 - 14	1576	1271	2847	256	166	422	26	8	34	2	2	4	0	0	0	1860	1447	3307	
15 - 24	6217	3392	9609	573	356	929	55	37	92	12	4	16	0	1	1	6857	3790	10647	
25 - 34	16829	5365	22194	1256	577	1833	126	51	177	21	7	28	0	0	0	18232	6000	24232	
35 - 44	30830	9450	40280	2456	1019	3475	272	87	359	44	9	53	0	0	0	33602	10565	44167	
45 - 54	40658	18048	58706	3893	2066	5959	487	237	724	72	25	97	0	0	0	45110	20376	65486	
55 - 64	52172	31970	84142	4939	3267	8206	762	481	1243	86	37	123	0	0	0	57959	35755	93714	
65 - 69	30293	22238	52531	2715	2066	4781	479	333	812	35	22	57	0	0	0	33522	24659	58181	
70 & Above	104698	101395	206093	7538	7448	14986	1542	1788	3330	190	138	328	0	0	0	113968	110769	224737	
Age Not Stated	697	1387	2084	44	90	134	5	17	22	6	3	9	1538	1406	2944	2290	2903	5193	
<b>Total</b>	<b>288492</b>	<b>197915</b>	<b>486407</b>	<b>24587</b>	<b>17735</b>	<b>42322</b>	<b>3797</b>	<b>3079</b>	<b>6876</b>	<b>471</b>	<b>255</b>	<b>726</b>	<b>1538</b>	<b>1408</b>	<b>2946</b>	<b>318885</b>	<b>220392</b>	<b>539277</b>	
<b>Urban</b>																			
Blow 1 Year	4003	2860	6863	802	578	1380	36	35	71	2	6	8	0	1	1	4843	3480	8323	
1 - 4	353	354	707	92	78	170	6	1	7	1	1	2	0	0	0	452	434	886	
5 - 14	908	725	1633	214	139	353	21	7	28	2	2	4	0	0	0	1145	873	2018	
15 - 24	3425	1998	5423	455	315	770	44	33	77	7	3	10	0	1	1	3931	2350	6281	
25 - 34	9091	3004	12095	999	469	1468	112	42	154	17	6	23	0	0	0	10219	3521	13740	
35 - 44	16183	4830	21013	2039	851	2890	223	76	299	38	8	46	0	0	0	18483	5765	24248	
45 - 54	20828	8845	29673	3179	1704	4883	387	210	597	57	21	78	0	0	0	24451	10780	35231	
55 - 64	24211	14172	38383	3963	2609	6572	628	428	1056	61	26	87	0	0	0	28863	17235	46098	
65 - 69	12615	8616	21231	2081	1552	3633	375	281	656	25	19	44	0	0	0	15096	10468	25564	
70 & Above	38376	36174	74550	5460	5326	10786	1180	1340	2520	123	90	213	0	0	0	45139	42930	88069	
Age Not Stated	187	383	570	30	63	93	2	11	13	2	2	4	1505	1383	2888	1726	1842	3568	
<b>Total</b>	<b>130180</b>	<b>81961</b>	<b>212141</b>	<b>19314</b>	<b>13684</b>	<b>32998</b>	<b>3014</b>	<b>2464</b>	<b>5478</b>	<b>335</b>	<b>184</b>	<b>519</b>	<b>1505</b>	<b>1385</b>	<b>2890</b>	<b>154348</b>	<b>99678</b>	<b>254026</b>	
<b>Rural</b>																			
Blow 1 Year	67	73	140	10	11	21	1	4	5	0	1	1	0	0	0	78	89	167	
1 - 4	99	112	211	13	13	26	0	0	0	0	0	0	0	0	0	112	125	237	
5 - 14	668	546	1214	42	27	69	5	1	6	0	0	0	0	0	0	715	574	1289	
15 - 24	2792	1394	4186	118	41	159	11	4	15	5	1	6	0	0	0	2926	1440	4366	
25 - 34	7738	2361	10099	257	108	365	14	9	23	4	1	5	0	0	0	8013	2479	10492	
35 - 44	14647	4620	19267	417	168	585	49	11	60	6	1	7	0	0	0	15119	4800	19919	
45 - 54	19830	9203	29033	714	362	1076	100	27	127	15	4	19	0	0	0	20659	9596	30255	
55 - 64	27961	17798	45759	976	658	1634	134	53	187	25	11	36	0	0	0	29096	18520	47616	
65 - 69	17678	13622	31300	634	514	1148	104	52	156	10	3	13	0	0	0	18426	14191	32617	
70 & Above	66322	65221	131543	2078	2122	4200	362	448	810	67	48	115	0	0	0	68829	67839	136668	
Age Not Stated	510	1004	1514	14	27	41	3	6	9	4	1	5	33	23	56	564	1061	1625	
<b>Total</b>	<b>158312</b>	<b>115954</b>	<b>274266</b>	<b>5273</b>	<b>4051</b>	<b>9324</b>	<b>783</b>	<b>615</b>	<b>1398</b>	<b>136</b>	<b>71</b>	<b>207</b>	<b>33</b>	<b>23</b>	<b>56</b>	<b>164537</b>	<b>120714</b>	<b>285251</b>	



**TABLE D-7 : DEATHS BY AGE, OCCUPATION AND SEX (RURAL) - 2023**

<b>Occupation of the Deceased</b>	<b>Sex</b>	<b>10-14</b>	<b>15-24</b>	<b>25-34</b>	<b>35-44</b>	<b>45-54</b>	<b>55-64</b>	<b>65-69</b>	<b>70 &amp; Above</b>	<b>Age Not Stated</b>	<b>Total</b>
1	2	3	4	5	6	7	8	9	10	11	12
Professional, Technical & Related workers	Male	0	14	36	61	51	85	60	140	0	447
	Female	2	3	9	18	27	34	25	115	1	234
	Total	2	17	45	79	78	119	85	255	1	681
Administrative executive & Managerial Workers	Male	0	2	9	8	28	33	14	36	0	130
	Female	1	0	5	2	6	8	9	25	0	56
	Total	1	2	14	10	34	41	23	61	0	186
Clerical & Related workers	Male	0	8	24	30	40	62	24	105	1	294
	Female	2	0	5	13	26	37	20	81	2	186
	Total	2	8	29	43	66	99	44	186	3	480
Sales Workers	Male	1	25	56	107	140	139	59	214	2	743
	Female	1	9	9	22	47	73	45	183	2	391
	Total	2	34	65	129	187	212	104	397	4	1134
Service Workers	Male	6	72	209	358	410	468	251	891	15	2680
	Female	4	22	41	88	163	246	170	829	22	1585
	Total	10	94	250	446	573	714	421	1720	37	4265
Farmers, Fisherman, etc and related workers	Male	163	1154	3451	6735	9292	12739	8354	30839	208	72935
	Female	127	519	1032	2036	4113	7688	6053	28491	407	50466
	Total	290	1673	4483	8771	13405	20427	14407	59330	615	123401
Production and other related workers	Male	0	13	32	66	104	121	55	173	3	567
	Female	1	6	6	23	26	69	31	178	4	344
	Total	1	19	38	89	130	190	86	351	7	911
Workers whose occupations not else where classified	Male	9	70	243	429	518	626	362	1162	5	3424
	Female	8	33	44	101	217	348	288	1183	16	2238
	Total	17	103	287	530	735	974	650	2345	21	5662
Non-workers	Male	275	1567	3950	7325	10074	14818	9242	35250	297	82798
	Female	213	848	1327	2495	4969	10015	7544	36727	584	64722
	Total	488	2415	5277	9820	15043	24833	16786	71977	881	147520
Not-Noted	Male	0	1	3	0	2	5	5	19	0	35
	Female	0	0	1	2	2	2	6	27	0	40
	Total	0	1	4	2	4	7	11	46	0	75
<b>TOTAL</b>	<b>Male</b>	<b>454</b>	<b>2926</b>	<b>8013</b>	<b>15119</b>	<b>20659</b>	<b>29096</b>	<b>18426</b>	<b>68829</b>	<b>531</b>	<b>164053</b>
	<b>Female</b>	<b>359</b>	<b>1440</b>	<b>2479</b>	<b>4800</b>	<b>9596</b>	<b>18520</b>	<b>14191</b>	<b>67839</b>	<b>1038</b>	<b>120262</b>
	<b>Total</b>	<b>813</b>	<b>4366</b>	<b>10492</b>	<b>19919</b>	<b>30255</b>	<b>47616</b>	<b>32617</b>	<b>136668</b>	<b>1569</b>	<b>284315</b>

**TABLE D-8 : DEATHS BY AGE, OCCUPATION AND SEX (URBAN) - 2023**

<b>Occupation of the Deceased</b>	<b>Sex</b>	<b>10-14</b>	<b>15-24</b>	<b>25-34</b>	<b>35-44</b>	<b>45-54</b>	<b>55-64</b>	<b>65-69</b>	<b>70 &amp; Above</b>	<b>Age Not Stated</b>	<b>Total</b>
<b>1</b>	<b>2</b>	<b>3</b>	<b>4</b>	<b>5</b>	<b>6</b>	<b>7</b>	<b>8</b>	<b>9</b>	<b>10</b>	<b>11</b>	<b>12</b>
Professional,Technical & Related workers	Male	10	78	337	603	829	921	461	1214	6	4459
	Female	5	24	77	100	184	275	162	504	3	1334
	Total	15	102	414	703	1013	1196	623	1718	9	5793
Administrative exececutive & Managerial Workers	Male	0	7	52	103	129	163	81	224	0	759
	Female	0	8	9	19	25	39	18	69	0	187
	Total	0	15	61	122	154	202	99	293	0	946
Clerical & Related workers	Male	3	42	146	288	390	395	207	555	2	2028
	Female	1	25	38	63	122	159	95	309	4	816
	Total	4	67	184	351	512	554	302	864	6	2844
Sales Workers	Male	7	126	396	755	981	1093	510	1465	6	5339
	Female	7	37	97	127	303	431	225	996	14	2237
	Total	14	163	493	882	1284	1524	735	2461	20	7576
Service Workers	Male	20	317	1116	2153	2839	3059	1356	3723	14	14597
	Female	12	105	240	389	721	961	577	1856	9	4870
	Total	32	422	1356	2542	3560	4020	1933	5579	23	19467
Farmers,Fisherman,etc and related workers	Male	42	725	2811	5145	6424	7433	3812	9868	48	36308
	Female	48	304	512	884	1618	2398	1493	5316	64	12637
	Total	90	1029	3323	6029	8042	9831	5305	15184	112	48945
Production and other related workers	Male	11	85	224	426	531	478	236	490	1	2482
	Female	1	37	63	75	105	173	86	242	1	783
	Total	12	122	287	501	636	651	322	732	2	3265
Workers whose occupations not elsewhere classified	Male	37	721	2114	3730	4876	4875	2235	6437	31	25056
	Female	47	323	599	912	1462	2177	1219	4506	35	11280
	Total	84	1044	2713	4642	6338	7052	3454	10943	66	36336
Non-workers	Male	468	1819	2982	5210	7363	10351	6154	21051	112	55510
	Female	350	1475	1874	3175	6215	10589	6562	29067	329	59636
	Total	818	3294	4856	8385	13578	20940	12716	50118	441	115146
Not-Notated	Male	0	11	41	70	89	95	44	112	1	463
	Female	0	11	12	21	25	33	31	65	0	198
	Total	0	22	53	91	114	128	75	177	1	661
<b>TOTAL</b>	<b>Male</b>	<b>598</b>	<b>3931</b>	<b>10219</b>	<b>18483</b>	<b>24451</b>	<b>28863</b>	<b>15096</b>	<b>45139</b>	<b>221</b>	<b>147001</b>
	<b>Female</b>	<b>471</b>	<b>2349</b>	<b>3521</b>	<b>5765</b>	<b>10780</b>	<b>17235</b>	<b>10468</b>	<b>42930</b>	<b>459</b>	<b>93978</b>
	<b>Total</b>	<b>1069</b>	<b>6280</b>	<b>13740</b>	<b>24248</b>	<b>35231</b>	<b>46098</b>	<b>25564</b>	<b>88069</b>	<b>680</b>	<b>240979</b>

**TABLE D-9 : DEATHS BY AGE, OCCUPATION AND SEX (ALL AREAS) - 2023**

<b>Occupation of the Deceased</b>	<b>Sex</b>	<b>10-14</b>	<b>15-24</b>	<b>25-34</b>	<b>35-44</b>	<b>45-54</b>	<b>55-64</b>	<b>65-69</b>	<b>70 &amp; Above</b>	<b>Age Not Stated</b>	<b>Total</b>
<b>1</b>	<b>2</b>	<b>3</b>	<b>4</b>	<b>5</b>	<b>6</b>	<b>7</b>	<b>8</b>	<b>9</b>	<b>10</b>	<b>11</b>	<b>13</b>
Professional,Technical & Related workers	Male	10	92	373	664	880	1006	521	1354	6	4906
	Female	7	27	86	118	211	309	187	619	4	1568
	Total	17	119	459	782	1091	1315	708	1973	10	6474
Administrative executive & Managerial Workers	Male	0	9	61	111	157	196	95	260	0	889
	Female	1	8	14	21	31	47	27	94	0	243
	Total	1	17	75	132	188	243	122	354	0	1132
Clerical & Related workers	Male	3	50	170	318	430	457	231	660	3	2322
	Female	3	25	43	76	148	196	115	390	6	1002
	Total	6	75	213	394	578	653	346	1050	9	3324
Sales Workers	Male	8	151	452	862	1121	1232	569	1679	8	6082
	Female	8	46	106	149	350	504	270	1179	16	2628
	Total	16	197	558	1011	1471	1736	839	2858	24	8710
Service Workers	Male	26	389	1325	2511	3249	3527	1607	4614	29	17277
	Female	16	127	281	477	884	1207	747	2685	31	6455
	Total	42	516	1606	2988	4133	4734	2354	7299	60	23732
Farmers,Fisherman,etc and related workers	Male	205	1879	6262	11880	15716	20172	12166	40707	256	109243
	Female	175	823	1544	2920	5731	10086	7546	33807	471	63103
	Total	380	2702	7806	14800	21447	30258	19712	74514	727	172346
Production and other related workers	Male	11	98	256	492	635	599	291	663	4	3049
	Female	2	43	69	98	131	242	117	420	5	1127
	Total	13	141	325	590	766	841	408	1083	9	4176
Workers whose occupations not elsewhere classified	Male	46	791	2357	4159	5394	5501	2597	7599	36	28480
	Female	55	356	643	1013	1679	2525	1507	5689	51	13518
	Total	101	1147	3000	5172	7073	8026	4104	13288	87	41998
Non-workers	Male	743	3386	6932	12535	17437	25169	15396	56301	409	138308
	Female	563	2323	3201	5670	11184	20604	14106	65794	913	124358
	Total	1306	5709	10133	18205	28621	45773	29502	122095	1322	262666
Not-Noted	Male	0	12	44	70	91	100	49	131	1	498
	Female	0	11	13	23	27	35	37	92	0	238
	Total	0	23	57	93	118	135	86	223	1	736
<b>TOTAL</b>	<b>Male</b>	<b>1052</b>	<b>6857</b>	<b>18232</b>	<b>33602</b>	<b>45110</b>	<b>57959</b>	<b>33522</b>	<b>113968</b>	<b>752</b>	<b>311054</b>
	<b>Female</b>	<b>830</b>	<b>3789</b>	<b>6000</b>	<b>10565</b>	<b>20376</b>	<b>35755</b>	<b>24659</b>	<b>110769</b>	<b>1497</b>	<b>214240</b>
	<b>Total</b>	<b>1882</b>	<b>10646</b>	<b>24232</b>	<b>44167</b>	<b>65486</b>	<b>93714</b>	<b>58181</b>	<b>224737</b>	<b>2249</b>	<b>525294</b>

**TABLE D 10 : DEATHS BY CAUSE OF DEATH, AGE AND SEX FOR ALL DEATHS MEDICALLY CERTIFIED OR NOT 2023**

Cause of Death	Sex	Age of the Deceased											Total
		Below 1 Year	1 4	5 14	15 24	25 34	35 44	45 54	55 64	65 69	70 & Above	Age Not Stated	
1	2	3	4	5	6	7	8	9	10	11	12	13	14
1 CHOLERA	Male	0	0	0	0	0	0	0	0	0	20	0	20
	Female	0	0	0	0	0	0	0	0	0	22	0	22
	Total	0	0	0	0	0	0	0	0	0	42	0	42
2 TYPHOID FEVER AND PARATYPHOID	Male	3	7	19	58	164	283	401	360	76	215	2	1588
	Female	5	5	21	42	61	83	170	245	55	216	2	905
	Total	8	12	40	100	225	366	571	605	131	431	4	2493
3 FOOD POISONING	Male	0	0	5	7	25	60	75	87	30	69	1	359
	Female	0	0	2	5	9	14	34	55	37	51	3	210
	Total	0	0	7	12	34	74	109	142	67	120	4	569
4 DIARRHOEA AND GASTROENTERITIS	Male	13	0	1	1	22	34	46	30	9	17	0	173
	Female	10	1	5	3	4	8	13	16	10	22	1	93
	Total	23	1	6	4	26	42	59	46	19	39	1	266
5 RESPIRATORY TUBERCULOSIS	Male	81	10	28	72	219	383	567	599	261	840	7	3067
	Female	67	7	24	78	72	147	238	321	165	675	7	1801
	Total	148	17	52	150	291	530	805	920	426	1515	14	4868
6 Leprosy	Male	0	0	0	0	0	0	0	0	0	0	0	0
	Female	0	0	0	0	0	0	0	0	0	0	1	1
	Total	0	0	0	0	0	0	0	0	0	0	1	1
7 DIPHTHERIA	Male	2	1	3	0	0	0	0	0	0	0	0	6
	Female	0	0	3	0	0	0	0	0	0	0	0	3
	Total	2	1	6	0	0	0	0	0	0	0	0	9
8 WHOOPING COUGH	Male	0	0	0	0	0	0	0	0	0	0	0	0
	Female	0	0	0	0	0	0	0	0	0	0	0	0
	Total	0	0	0	0	0	0	0	0	0	0	0	0
9 OTHER TETANUS	Male	0	0	0	0	0	0	0	0	0	0	0	0
	Female	0	0	0	0	0	0	0	0	0	0	0	0
	Total	0	0	0	0	0	0	0	0	0	0	0	0
10 Acute Polimyelitis	Male	0	0	0	0	0	0	0	0	0	0	0	0
	Female	0	0	0	0	0	0	0	0	0	0	0	0
	Total	0	0	0	0	0	0	0	0	0	0	0	0
11 Measeles	Male	0	0	0	0	0	0	0	0	0	0	0	0
	Female	0	0	0	0	0	0	0	0	0	0	0	0
	Total	0	0	0	0	0	0	0	0	0	0	0	0

**TABLE D 10 : DEATHS BY CAUSE OF DEATH, AGE AND SEX FOR ALL DEATHS MEDICALLY CERTIFIED OR NOT 2023**

Cause of Death	Sex	Age of the Deceased											Total
		Below 1 Year	1 4	5 14	15 24	25 34	35 44	45 54	55 64	65 69	70 & Above	Age Not Stated	
1	2	3	4	5	6	7	8	9	10	11	12	13	14
12 RABIES	Male	0	0	4	0	5	7	6	3	2	9	0	36
	Female	0	1	2	0	1	2	2	0	0	1	0	9
	Total	0	1	6	0	6	9	8	3	2	10	0	45
13 MALARIA	Male	0	0	0	0	0	0	0	0	0	1	0	1
	Female	0	0	0	0	0	0	0	0	0	0	0	0
	Total	0	0	0	0	0	0	0	0	0	1	0	1
14 OTHER AND UNSPECIFIED NEOPLASM	Male	5	7	27	83	163	364	579	775	366	887	0	3256
	Female	3	14	13	39	91	252	461	557	271	730	6	2437
	Total	8	21	40	122	254	616	1040	1332	637	1617	6	5693
15 DIABETES MELLITUS	Male	4	6	38	124	389	1260	2286	2456	965	2928	18	10474
	Female	12	11	44	96	158	491	1245	1628	758	2689	32	7164
	Total	16	17	82	220	547	1751	3531	4084	1723	5617	50	17638
16 OTHER ANAEMIAS(D50 D55,D57 D64	Male	43	7	23	61	231	387	573	585	303	985	14	3212
	Female	27	8	32	80	73	132	276	459	207	1021	17	2332
	Total	70	15	55	141	304	519	849	1044	510	2006	31	5544
17 OTHER VIRAL ENCEPHALITIS	Male	9	0	17	15	46	63	59	58	25	81	1	374
	Female	6	3	7	12	10	17	22	28	21	79	1	206
	Total	15	3	24	27	56	80	81	86	46	160	2	580
18 OTHER FORMS OF HEART DISEASES	Male	379	54	140	417	1361	3187	5126	9202	6584	23086	158	49694
	Female	303	64	104	307	545	1048	2249	5985	5244	23259	322	39430
	Total	682	118	244	724	1906	4235	7375	15187	11828	46345	480	89124
19 PNEUMONIA	Male	356	75	90	135	350	730	1008	1155	576	1682	11	6168
	Female	279	55	62	98	127	225	437	560	345	1138	9	3335
	Total	635	130	152	233	477	955	1445	1715	921	2820	20	9503
20 INFLUENZA	Male	1	3	3	9	19	26	39	63	25	116	11	315
	Female	3	0	2	2	8	11	35	32	18	119	13	243
	Total	4	3	5	11	27	37	74	95	43	235	24	558
21 ASTHMA	Male	7	7	31	103	369	832	1357	1872	1052	3776	32	9438
	Female	8	6	31	87	174	339	796	1211	786	3482	54	6974
	Total	15	13	62	190	543	1171	2153	3083	1838	7258	86	16412
22 OTHER VIRAL HEPATITIS (Jaundice)	Male	1	2	7	19	137	249	167	120	22	53	0	777
	Female	3	4	2	12	17	34	52	54	23	49	1	251
	Total	4	6	9	31	154	283	219	174	45	102	1	1028

**TABLE D 10 : DEATHS BY CAUSE OF DEATH, AGE AND SEX FOR ALL DEATHS MEDICALLY CERTIFIED OR NOT 2023**

Cause of Death	Sex	Age of the Deceased											Total
		Below 1 Year	1 4	5 14	15 24	25 34	35 44	45 54	55 64	65 69	70 & Above	Age Not Stated	
1	2	3	4	5	6	7	8	9	10	11	12	13	14
23 DISEASES OF THE LIVER	Male	10	10	27	103	782	1862	1708	1139	405	881	17	6944
	Female	13	3	23	43	87	164	330	422	196	652	114	2047
	Total	23	13	50	146	869	2026	2038	1561	601	1533	131	8991
24 GASTRIC AND DUODENAL ULCER	Male	5	1	2	8	29	52	46	45	16	58	1	263
	Female	5	1	2	7	6	10	20	20	17	43	1	132
	Total	10	2	4	15	35	62	66	65	33	101	2	395
25 DISEASES OF APPENDIX	Male	6	0	0	7	23	42	41	29	12	16	1	177
	Female	5	1	2	2	2	20	20	11	5	22	1	91
	Total	11	1	2	9	25	62	61	40	17	38	2	268
26 Genital Urinary system	Male	1	0	1	2	17	27	19	36	14	42	2	161
	Female	1	0	2	1	3	7	13	11	14	36	1	89
	Total	2	0	3	3	20	34	32	47	28	78	3	250
27 SPONTANEOUS ABORTION	Male	0	0	0	0	0	0	0	0	0	0	0	0
	Female	0	0	0	0	2	0	0	0	0	0	0	2
	Total	0	0	0	0	2	0	0	0	0	0	0	2
28 OBSTRUCTED LABOUR	Male	0	0	0	0	0	0	0	0	0	0	0	0
	Female	0	0	0	3	25	4	0	0	0	0	0	32
	Total	0	0	0	3	25	4	0	0	0	0	0	32
29 BIRTH TRAUMA	Male	1353	0	0	0	0	0	0	0	0	0	0	1353
	Female	967	0	0	0	0	0	0	0	0	0	0	967
	Total	2320	0	0	0	0	0	0	0	0	0	0	2320
30 CEREBROVASCULAR DISEASES	Male	1	13	32	52	205	496	737	844	405	1019	4	3808
	Female	3	9	26	47	85	197	293	455	233	771	4	2123
	Total	4	22	58	99	290	693	1030	1299	638	1790	8	5931
31 SENILITY	Male	0	0	0	0	0	0	0	8921	10213	41950	349	61433
	Female	0	0	0	0	0	0	0	6561	8203	44955	719	60438
	Total	0	0	0	0	0	0	0	15482	18416	86905	1068	121871
32 Others not else where classified cation	Male	41	30	124	601	1400	1508	1621	1168	438	1119	975	9025
	Female	29	27	90	276	469	420	744	650	252	1115	828	4900
	Total	70	57	214	877	1869	1928	2365	1818	690	2234	1803	13925
33 BITES OF SNAKES AND OTHER VENOMOUS ANIMALS M	Male	0	5	30	29	64	90	98	110	36	87	1	550
	Female	1	3	25	20	27	49	52	55	19	80	3	334
	Total	1	8	55	49	91	139	150	165	55	167	4	884

**TABLE D 10 : DEATHS BY CAUSE OF DEATH, AGE AND SEX FOR ALL DEATHS MEDICALLY CERTIFIED OR NOT 2023**

Cause of Death	Sex	Age of the Deceased											Total
		Below 1 Year	1 4	5 14	15 24	25 34	35 44	45 54	55 64	65 69	70 & Above	Age Not Stated	
1	2	3	4	5	6	7	8	9	10	11	12	13	14
34 BURNS AND CORROSIONS	Male	6	12	10	43	117	133	128	133	64	247	3	896
	Female	5	12	11	32	52	57	71	105	66	254	6	671
	Total	11	24	21	75	169	190	199	238	130	501	9	1567
35 ACCIDENTAL FALLS	Male	4	9	43	445	722	692	594	397	148	327	25	3406
	Female	6	16	34	67	94	91	120	117	56	203	26	830
	Total	10	25	77	512	816	783	714	514	204	530	51	4236
36 POISONINGS BY DRUGS AND BIOLOG	Male	0	3	7	175	318	297	291	225	53	95	0	1464
	Female	1	4	10	135	115	87	55	48	20	48	1	524
	Total	1	7	17	310	433	384	346	273	73	143	1	1988
37 MOTOR VEHICLE TRAFFIC ACCIDENT	Male	1	4	21	298	434	388	277	225	77	113	0	1838
	Female	3	4	14	25	29	65	52	54	11	32	0	289
	Total	4	8	35	323	463	453	329	279	88	145	0	2127
38 OTHER ROAD VEHICLE ACCIDENTS	Male	5	3	52	384	682	793	772	752	266	953	15	4677
	Female	2	15	27	59	81	133	239	316	143	827	17	1859
	Total	7	18	79	443	763	926	1011	1068	409	1780	32	6536
39 INTENTIONAL SELF HARM(SUICIDE)	Male	0	0	16	269	564	560	362	217	72	111	2	2173
	Female	0	0	37	321	331	229	115	82	23	83	0	1221
	Total	0	0	53	590	895	789	477	299	95	194	2	3394
40 ASSAULT(HOMICIDE)	Male	0	3	6	44	95	88	64	43	20	29	0	392
	Female	0	2	4	23	40	40	26	36	5	32	1	209
	Total	0	5	10	67	135	128	90	79	25	61	1	601
41 Not Stated	Male	0	0	0	0	0	0	0	0	0	0	401	401
	Female	0	0	0	0	0	0	0	0	0	0	334	334
	Total	0	0	0	0	0	0	0	0	0	0	735	735
42 Viral Fever	Male	8	1	3	7	10	24	25	25	7	37	16	163
	Female	4	0	1	4	4	9	15	17	6	20	11	91
	Total	12	1	4	11	14	33	40	42	13	57	27	254
43 RENAL FAILURE and OTHER DISORDERS OF KIDNEY AND URETER	Male	46	5	38	90	368	818	976	994	460	1113	3	4911
	Female	29	7	20	76	119	192	376	549	251	709	2	2330
	Total	75	12	58	166	487	1010	1352	1543	711	1822	5	7241
44 SEPTICAEMIA	Male	32	51	104	263	797	1753	2532	2175	692	1891	12	10302
	Female	26	56	104	187	337	630	1151	1363	459	1423	8	5744
	Total	58	107	208	450	1134	2383	3683	3538	1151	3314	20	16046

**TABLE D 10 : DEATHS BY CAUSE OF DEATH, AGE AND SEX FOR ALL DEATHS MEDICALLY CERTIFIED OR NOT 2023**

Cause of Death	Sex	Age of the Deceased											Total
		Below 1 Year	1 4	5 14	15 24	25 34	35 44	45 54	55 64	65 69	70 & Above	Age Not Stated	
1	2	3	4	5	6	7	8	9	10	11	12	13	14
45 Syphilis	Male	0	0	0	0	0	0	0	0	0	0	2	2
	Female	0	0	0	0	0	0	0	0	0	0	0	0
	Total	0	0	0	0	0	0	0	0	0	0	0	2
46 COVID 19 VIRUS IDENTIFIED	Male	0	0	0	1	2	4	4	11	4	35	0	61
	Female	0	0	0	0	6	4	5	10	4	18	0	47
	Total	0	0	0	1	8	8	9	21	8	53	0	108
47 TUBERCULOSIS OF OTHER ORGANS AND MILIARY TUBERCULOSIS	Male	6	0	8	29	134	212	256	226	95	217	2	1185
	Female	5	1	11	37	57	73	93	106	52	124	2	561
	Total	11	1	19	66	191	285	349	332	147	341	4	1746
48 NEONATAL TETANUS	Male	0	0	0	0	0	0	0	0	0	0	0	0
	Female	0	0	0	0	0	0	0	0	0	0	0	0
	Total	0	0	0	0	0	0	0	0	0	0	0	0
49 HUMAN IMMUNODEFICIENCY VIRUS[HIV]DISEASE	Male	0	0	0	0	0	92	98	47	17	28	0	282
	Female	0	0	0	0	0	75	55	27	7	28	0	192
	Total	0	0	0	0	0	167	153	74	24	56	0	474
50 MALIGNANT NEOPLASMS OF LIP, ORAL CAVITY AND PHARYNX	Male	0	0	1	1	22	107	181	200	77	150	2	741
	Female	0	0	1	4	17	48	83	106	36	100	0	395
	Total	0	0	2	5	39	155	264	306	113	250	2	1136
51 MALIGNANT NEOPLASM OF OESOPHAGUS	Male	1	0	3	5	28	60	116	155	57	107	0	532
	Female	0	0	0	3	15	39	68	82	45	75	0	327
	Total	1	0	3	8	43	99	184	237	102	182	0	859
52 MALIGNANT NEOPLASM OF STOMACH	Male	0	0	4	10	40	110	194	226	130	258	0	972
	Female	1	0	4	8	34	104	249	243	98	192	2	935
	Total	1	0	8	18	74	214	443	469	228	450	2	1907
53 MALIGNANT NEOPLASMS OF LIVER AND INTRAHEPATIC BILE DUCTS	Male	1	1	4	6	51	142	156	186	70	162	0	779
	Female	0	0	2	5	14	28	74	78	46	72	0	319
	Total	1	1	6	11	65	170	230	264	116	234	0	1098
54 MALIGNANT NEOPLASMS OF LARYNX, TRACHEA, BRONCHUS AND LUNG	Male	28	3	7	23	53	113	239	302	213	362	0	1343
	Female	13	2	6	21	20	53	120	143	77	186	0	641
	Total	41	5	13	44	73	166	359	445	290	548	0	1984
55 MALIGNANT NEOPLASM OF BREAST	Male	0	0	0	0	0	0	0	0	0	0	0	0
	Female	0	0	0	0	39	121	241	236	76	135	0	848
	Total	0	0	0	0	39	121	241	236	76	135	0	848



**TABLE D 10 : DEATHS BY CAUSE OF DEATH, AGE AND SEX FOR ALL DEATHS MEDICALLY CERTIFIED OR NOT 2023**

Cause of Death	Sex	Age of the Deceased											Total
		Below 1 Year	1 4	5 14	15 24	25 34	35 44	45 54	55 64	65 69	70 & Above	Age Not Stated	
1	2	3	4	5	6	7	8	9	10	11	12	13	14
56 OTHER MALIGNANT NEOPLASM OF FEMALE GENITAL ORGANS	Male	0	0	0	0	0	0	0	0	0	0	0	0
	Female	0	0	0	0	10	21	55	49	18	64	0	217
	Total	0	0	0	0	10	21	55	49	18	64	0	217
57 MALIGNANT NEOPLASM OF PROSTATE	Male	0	0	0	0	0	2	10	27	23	85	1	148
	Female	0	0	0	0	0	0	0	0	0	0	0	0
	Total	0	0	0	0	0	2	10	27	23	85	1	148
58 MALIGNANT NEOPLASM OF BLADDER	Male	0	0	3	10	23	95	114	112	38	119	0	514
	Female	0	0	2	2	7	20	49	67	24	79	0	250
	Total	0	0	5	12	30	115	163	179	62	198	0	764
59 MALIGNANT NEOPLASMS OF MENINGES,BRAIN AND OTHER PARTS OF CENTRAL NERVOUS	Male	3	3	21	15	30	59	74	88	41	61	1	396
	Female	2	4	11	7	8	31	47	59	25	50	0	244
	Total	5	7	32	22	38	90	121	147	66	111	1	640
60 LEUKAEMIA	Male	0	0	0	0	12	33	31	50	11	39	0	176
	Female	0	0	0	0	11	28	32	37	11	29	0	148
	Total	0	0	0	0	23	61	63	87	22	68	0	324
61 OTHER PROTEIN ENERGY MALNUTRIT	Male	15	4	26	45	131	260	378	441	192	696	4	2192
	Female	11	4	13	24	53	86	188	272	132	700	10	1493
	Total	26	8	39	69	184	346	566	713	324	1396	14	3685
62 DISORDERS OF THYROID GLAND	Male	0	0	1	4	2	11	12	7	7	14	0	58
	Female	1	0	1	3	6	5	10	16	14	18	2	76
	Total	1	0	2	7	8	16	22	23	21	32	2	134
63 SCHIZOPHRENIA, SCHIZOTYPAL & DELUSIONA and MENTAL BEHAVIOURAL DISORDERS	Male	1	0	2	3	12	12	10	12	4	5	0	61
	Female	1	0	1	0	3	2	2	3	1	3	0	16
	Total	2	0	3	3	15	14	12	15	5	8	0	77
64 OTHER INFLAMMATORY DISEASES OF THE CENTRAL NERVOUS SYSTEM	Male	25	7	23	32	84	126	143	157	67	197	0	861
	Female	11	5	24	25	39	65	94	77	41	147	2	530
	Total	36	12	47	57	123	191	237	234	108	344	2	1391
65 EPILEPSY	Male	22	13	25	38	64	87	73	46	21	52	2	443
	Female	14	7	25	19	26	30	25	24	12	57	0	239
	Total	36	20	50	57	90	117	98	70	33	109	2	682
66 HYPERTENSIVE HEART DISEASES	Male	160	32	97	365	1307	2755	4289	4463	2105	6522	44	22139
	Female	93	34	95	247	419	905	2011	2675	1462	6002	67	14010
	Total	253	66	192	612	1726	3660	6300	7138	3567	12524	111	36149

**TABLE D 10 : DEATHS BY CAUSE OF DEATH, AGE AND SEX FOR ALL DEATHS MEDICALLY CERTIFIED OR NOT 2023**

Cause of Death	Sex	Age of the Deceased											Total
		Below 1 Year	1 4	5 14	15 24	25 34	35 44	45 54	55 64	65 69	70 & Above	Age Not Stated	
1	2	3	4	5	6	7	8	9	10	11	12	13	14
67 ACUTE MYOCARDIAL INFARCTION	Male	66	23	154	650	2338	5143	7598	7967	3401	9433	35	36808
	Female	53	19	102	324	754	1486	3316	4422	2224	8582	87	21369
	Total	119	42	256	974	3092	6629	10914	12389	5625	18015	122	58177
68 ARTERIAL EMBOLISM AND THROMBOSIS,PHLEBITIS,THROMBOPHLEBITIS,V ENOUS EMBOLISM AND THROMBOSIS	Male	14	4	7	12	40	52	88	110	44	174	3	548
	Female	5	2	2	9	19	23	42	49	30	155	3	339
	Total	19	6	9	21	59	75	130	159	74	329	6	887
69 BRONCHITIS ,BRONCHIOLITIS and UNSPECIFIED EMPHYSEMA	Male	76	8	8	21	41	94	113	160	92	309	7	929
	Female	46	7	4	10	20	42	70	89	61	205	6	560
	Total	122	15	12	31	61	136	183	249	153	514	13	1489
70 PLEURISY	Male	3	0	2	3	5	19	30	35	10	30	1	138
	Female	0	0	0	2	5	7	16	17	12	15	3	77
	Total	3	0	2	5	10	26	46	52	22	45	4	215
71 PARALYTIC ILEUS AND INTESTINAL OBSTRUCTION WITHOUT HERNIA	Male	4	1	8	18	39	174	378	537	274	735	4	2172
	Female	3	2	4	13	16	65	160	296	164	586	5	1314
	Total	7	3	12	31	55	239	538	833	438	1321	9	3486
72 PERITONITIS	Male	6	0	1	10	15	23	34	35	9	23	2	158
	Female	2	0	0	4	6	11	23	27	13	41	3	130
	Total	8	0	1	14	21	34	57	62	22	64	5	288
73 CHOLELITHIASIS AND CHOLECYSTIT	Male	8	1	5	23	72	165	202	174	77	257	1	985
	Female	4	1	3	10	15	39	76	108	47	214	4	521
	Total	12	2	8	33	87	204	278	282	124	471	5	1506
74 DISORDERS OF THE PANCREAS	Male	3	0	0	10	62	92	68	35	20	30	1	321
	Female	2	0	0	8	8	10	20	11	11	17	3	90
	Total	5	0	0	18	70	102	88	46	31	47	4	411
75 RHEUMATOID ARTHRITIS AND OTHER	Male	1	1	0	3	6	7	13	10	5	14	0	60
	Female	0	0	0	3	4	2	15	12	10	19	2	67
	Total	1	1	0	6	10	9	28	22	15	33	2	127
76 MEDICAL ABORTION	Male	0	0	0	0	0	0	0	0	0	0	0	0
	Female	0	0	0	1	4	1	0	0	0	0	0	6
	Total	0	0	0	1	4	1	0	0	0	0	0	6
77 SLOW FETAL GROWTH,FETAL MALNUT	Male	245	0	0	0	0	0	0	0	0	0	0	245
	Female	173	0	0	0	0	0	0	0	0	0	0	173
	Total	418	0	0	0	0	0	0	0	0	0	0	418

**TABLE D 10 : DEATHS BY CAUSE OF DEATH, AGE AND SEX FOR ALL DEATHS MEDICALLY CERTIFIED OR NOT 2023**

Cause of Death	Sex	Age of the Deceased											Total
		Below 1 Year	1 4	5 14	15 24	25 34	35 44	45 54	55 64	65 69	70 & Above	Age Not Stated	
1	2	3	4	5	6	7	8	9	10	11	12	13	14
78 HYPOXIA,BIRTH ASPHYXIA AND OTH	Male	964	0	0	0	0	0	0	0	0	0	0	964
	Female	676	0	0	0	0	0	0	0	0	0	0	676
	Total	1640	0	0	0	0	0	0	0	0	0	0	1640
79 HAEMOLYTIC DISEASE OF FETUS AN	Male	34	0	0	0	0	0	0	0	0	0	0	34
	Female	29	0	0	0	0	0	0	0	0	0	0	29
	Total	63	0	0	0	0	0	0	0	0	0	0	63
80 OTHER PERINATAL JAUNDICE	Male	10	0	0	0	0	0	0	0	0	0	0	10
	Female	11	0	0	0	0	0	0	0	0	0	0	11
	Total	21	0	0	0	0	0	0	0	0	0	0	21
81 SPINA BIFIDA	Male	32	0	0	0	0	0	0	0	0	0	0	32
	Female	27	0	0	0	0	0	0	0	0	0	0	27
	Total	59	0	0	0	0	0	0	0	0	0	0	59
82 FEVER OF UNKNOWN ORIGIN	Male	20	14	67	162	405	823	1047	964	324	1170	11	5007
	Female	24	20	62	116	155	291	516	594	254	1141	20	3193
	Total	44	34	129	278	560	1114	1563	1558	578	2311	31	8200
83 SHOCK, NOT ELSEWHERE CLASSIFIE	Male	695	86	193	581	1641	3004	4124	3641	1351	4005	45	19366
	Female	492	84	152	422	622	1036	1867	2335	975	3305	54	11344
	Total	1187	170	345	1003	2263	4040	5991	5976	2326	7310	99	30710
84 FRACTURE OF SKULL AND FACIAL B	Male	1	2	3	12	23	23	21	24	1	14	0	124
	Female	3	1	2	1	1	6	9	6	6	17	0	52
	Total	4	3	5	13	24	29	30	30	7	31	0	176
85 FRACTURE OF NECK,THORAX OR PEL	Male	0	1	0	2	6	7	16	4	0	18	0	54
	Female	0	0	0	3	1	2	3	7	2	12	0	30
	Total	0	1	0	5	7	9	19	11	2	30	0	84
86 FRACTURE OF UPPER LIMB	Male	0	0	0	3	5	7	9	7	4	14	0	49
	Female	0	0	0	0	0	2	2	2	5	11	1	23
	Total	0	0	0	3	5	9	11	9	9	25	1	72
87 FRACTURE OF LOWER LIMB	Male	1	0	0	4	13	18	31	33	17	42	0	159
	Female	0	0	3	5	5	6	17	15	6	33	2	92
	Total	1	0	3	9	18	24	48	48	23	75	2	251
88 FRACTURES INVOLVING MULTIPLE BODY REGIONS, AND OF UNSPECIFIED BODY REGION	Male	3	1	1	1	20	19	32	29	18	38	1	163
	Female	2	0	3	0	4	4	8	15	13	31	0	80
	Total	5	1	4	1	24	23	40	44	31	69	1	243

**TABLE D 10 : DEATHS BY CAUSE OF DEATH, AGE AND SEX FOR ALL DEATHS MEDICALLY CERTIFIED OR NOT 2023**

Cause of Death	Sex	Age of the Deceased											Total
		Below 1 Year	1 4	5 14	15 24	25 34	35 44	45 54	55 64	65 69	70 & Above	Age Not Stated	
1	2	3	4	5	6	7	8	9	10	11	12	13	14
89 INTRACRANIAL AND INTERNAL INJU	Male	9	6	7	32	56	105	107	127	37	102	1	589
	Female	4	5	3	7	10	28	44	61	22	53	5	242
	Total	13	11	10	39	66	133	151	188	59	155	6	831
90 CRUSHING INJURIES AND TRAUMATIC AMPUTATIONS OF SPECIFIED AND MULTIPLE BODY REGIONS	Male	2	0	6	21	40	50	51	69	32	129	2	402
	Female	0	0	4	6	10	11	14	50	34	116	2	247
	Total	2	0	10	27	50	61	65	119	66	245	4	649
91 OTHER INJURIES OF SPECIFIED, UNSPECIFIED AND MULTIPLE BODY REGIONS	Male	17	2	7	45	95	210	211	247	99	475	4	1412
	Female	8	0	13	17	32	32	84	138	73	415	15	827
	Total	25	2	20	62	127	242	295	385	172	890	19	2239
92 EFFECTS OF FOREIGN BODY ENTERING THROUGH NATURAL ORIFICE	Male	1	1	0	8	4	35	39	38	11	36	0	173
	Female	1	1	2	4	8	10	16	24	14	35	0	115
	Total	2	2	2	12	12	45	55	62	25	71	0	288
93 RAILWAY ACCIDENTS	Male	0	0	0	30	65	65	61	41	15	23	0	300
	Female	0	0	0	2	11	6	13	8	0	8	0	48
	Total	0	0	0	32	76	71	74	49	15	31	0	348
94 WATER TRANSPORT ACCIDENTS	Male	0	1	30	56	36	37	20	18	6	11	0	215
	Female	0	0	2	6	6	8	9	9	3	5	0	48
	Total	0	1	32	62	42	45	29	27	9	16	0	263
95 AIR AND SPACE TRANSPORT ACCIDE	Male	0	0	0	0	0	0	0	0	0	0	0	0
	Female	0	0	0	0	0	0	0	0	0	0	0	0
	Total	0	0	0	0	0	0	0	0	0	0	0	0
96 ALL OTHER TRANSPORT ACCIDENTS	Male	4	7	35	262	495	480	481	544	234	760	3	3305
	Female	4	4	24	57	61	129	173	256	159	736	17	1620
	Total	8	11	59	319	556	609	654	800	393	1496	20	4925
97 ACCIDENTAL DROWING AND SUBMERS	Male	5	4	115	310	448	769	876	1008	403	1593	26	5557
	Female	10	9	47	102	121	217	375	613	302	1560	32	3388
	Total	15	13	162	412	569	986	1251	1621	705	3153	58	8945
98 EXPOSURE TO SMOKE, FIRE AND FLAMES	Male	0	0	0	3	8	10	7	9	1	9	0	47
	Female	1	0	0	1	4	5	2	0	3	6	0	22
	Total	1	0	0	4	12	15	9	9	4	15	0	69
99 MISADVENTURES TO PATIENTS DUR	Male	0	0	0	0	0	0	0	0	0	0	0	0
	Female	0	0	0	0	0	0	0	0	0	0	0	0
	Total	0	0	0	0	0	0	0	0	0	0	0	0

**TABLE D 10 : DEATHS BY CAUSE OF DEATH, AGE AND SEX FOR ALL DEATHS MEDICALLY CERTIFIED OR NOT 2023**

Cause of Death	Sex	Age of the Deceased											Total
		Below 1 Year	1 4	5 14	15 24	25 34	35 44	45 54	55 64	65 69	70 & Above	Age Not Stated	
1	2	3	4	5	6	7	8	9	10	11	12	13	14
100 ACCIDENTS CAUSED BY MACHINERY,AND BY CUTTING PIERCING INSTRUMENTS	Male	0	0	0	0	0	37	41	47	16	107	0	248
	Female	0	0	0	0	0	11	24	27	22	101	1	186
	Total	0	0	0	0	0	48	65	74	38	208	1	434
101 ACCIDENTS CAUSED BY FIREARM MI	Male	0	0	0	0	0	31	28	22	12	47	0	140
	Female	0	0	0	0	0	10	10	11	10	33	2	76
	Total	0	0	0	0	0	41	38	33	22	80	2	216
102 ACCIDENTAL POISONING BY AND EXPOSURE TO NOXIOUS SUBSTANCES	Male	1	0	5	47	106	131	124	90	44	146	0	694
	Female	0	1	4	37	31	32	49	48	21	159	2	384
	Total	1	1	9	84	137	163	173	138	65	305	2	1078
103 OPERATIONS OF WAR	Male	0	0	0	0	0	0	0	0	0	0	0	0
	Female	0	0	0	0	0	0	0	0	0	0	0	0
	Total	0	0	0	0	0	0	0	0	0	0	0	0
104 SUN STROKE	Male	0	0	0	0	0	177	275	304	78	226	3	1063
	Female	0	0	0	0	0	60	157	158	51	184	1	611
	Total	0	0	0	0	0	237	432	462	129	410	4	1674
105 COVID 19 VIRUS NOT IDENTIFIED	Male	1	0	1	1	3	7	11	15	10	17	0	66
	Female	0	0	0	1	2	5	8	6	5	31	0	58
	Total	1	0	1	2	5	12	19	21	15	48	0	124
106 DENGUE FEVER	Male	10	9	28	16	23	20	16	16	11	19	0	168
	Female	11	7	29	25	23	23	15	8	7	6	2	156
	Total	21	16	57	41	46	43	31	24	18	25	2	324
<b>TOTAL</b>	<b>Male</b>	<b>4921</b>	<b>564</b>	<b>1860</b>	<b>6857</b>	<b>18232</b>	<b>33602</b>	<b>45110</b>	<b>57959</b>	<b>33522</b>	<b>113968</b>	<b>2290</b>	<b>318885</b>
	<b>Female</b>	<b>3569</b>	<b>559</b>	<b>1447</b>	<b>3790</b>	<b>6000</b>	<b>10565</b>	<b>20376</b>	<b>35755</b>	<b>24659</b>	<b>110769</b>	<b>2903</b>	<b>220392</b>
	<b>Total</b>	<b>8490</b>	<b>1123</b>	<b>3307</b>	<b>10647</b>	<b>24232</b>	<b>44167</b>	<b>65486</b>	<b>93714</b>	<b>58181</b>	<b>224737</b>	<b>5193</b>	<b>539277</b>

**TABLE D-11 : DEATHS BY CAUSE OF DEATH, AGE,AND SEX FOR MEDICALLY CERTIFIED DEATH - 2023**

Cause of Death	Sex	Age of the Deceased											Total
		Below 1 Year	1-4	5-14	15-24	25-34	35-44	45-54	55-64	65-69	70 & Above	Age Not Stated	
1	2	3	4	5	6	7	8	9	10	11	12	13	14
1 - CHOLERA	Male	0	0	0	0	0	0	0	0	0	20	0	20
	Female	0	0	0	0	0	0	0	0	0	22	0	22
	Total	0	0	0	0	0	0	0	0	0	42	0	42
2 - TYPHOID FEVER AND PARATYPHOID	Male	0	1	0	1	2	2	2	4	0	1	0	13
	Female	2	0	0	3	1	0	3	2	0	4	0	15
	Total	2	1	0	4	3	2	5	6	0	5	0	28
3 - FOOD POISONING	Male	0	0	1	1	2	7	10	9	2	4	0	36
	Female	0	0	0	1	0	2	8	1	1	3	0	16
	Total	0	0	1	2	2	9	18	10	3	7	0	52
4 - DIARRHOEA AND GASTROENTERITIS	Male	11	0	1	0	8	10	16	14	5	11	0	76
	Female	10	1	2	1	3	4	7	11	6	15	0	60
	Total	21	1	3	1	11	14	23	25	11	26	0	136
5 - RESPIRATORY TUBERCULOSIS	Male	54	8	21	60	165	274	390	441	213	723	3	2352
	Female	47	5	17	62	51	102	154	231	138	604	7	1418
	Total	101	13	38	122	216	376	544	672	351	1327	10	3770
6 - LEPROSY	Male	0	0	0	0	0	0	0	0	0	0	0	0
	Female	0	0	0	0	0	0	0	0	0	0	0	0
	Total	0	0	0	0	0	0	0	0	0	0	0	0
7 - DIPHTHERIA	Male	1	1	3	0	0	0	0	0	0	0	0	5
	Female	0	0	2	0	0	0	0	0	0	0	0	2
	Total	1	1	5	0	0	0	0	0	0	0	0	7
8 - WHOOPING COUGH	Male	0	0	0	0	0	0	0	0	0	0	0	0
	Female	0	0	0	0	0	0	0	0	0	0	0	0
	Total	0	0	0	0	0	0	0	0	0	0	0	0
9 - OTHER TETANUS	Male	0	0	0	0	0	0	0	0	0	0	0	0
	Female	0	0	0	0	0	0	0	0	0	0	0	0
	Total	0	0	0	0	0	0	0	0	0	0	0	0
10 - ACUTE POLIMYELITIS	Male	0	0	0	0	0	0	0	0	0	0	0	0
	Female	0	0	0	0	0	0	0	0	0	0	0	0
	Total	0	0	0	0	0	0	0	0	0	0	0	0
11 - MEASELES	Male	0	0	0	0	0	0	0	0	0	0	0	0
	Female	0	0	0	0	0	0	0	0	0	0	0	0
	Total	0	0	0	0	0	0	0	0	0	0	0	0

**TABLE D-11 : DEATHS BY CAUSE OF DEATH, AGE,AND SEX FOR MEDICALLY CERTIFIED DEATH - 2023**

Cause of Death	Sex	Age of the Deceased											Total
		Below 1 Year	1-4	5-14	15-24	25-34	35-44	45-54	55-64	65-69	70 & Above	Age Not Stated	
1	2	3	4	5	6	7	8	9	10	11	12	13	14
12 - RABIES	Male	0	0	4	0	5	7	6	3	2	9	0	36
	Female	0	1	2	0	1	2	2	0	0	1	0	9
	Total	0	1	6	0	6	9	8	3	2	10	0	45
13 - MALARIA	Male	0	0	0	0	0	0	0	0	0	1	0	1
	Female	0	0	0	0	0	0	0	0	0	0	0	0
	Total	0	0	0	0	0	0	0	0	0	1	0	1
14 - OTHER AND UNSPECIFIED NEOPLASM	Male	5	7	17	25	34	69	148	218	119	248	0	890
	Female	3	10	10	16	32	89	181	215	116	175	0	847
	Total	8	17	27	41	66	158	329	433	235	423	0	1737
15 - DIABETES MELLITUS	Male	0	0	0	0	1	224	559	741	415	996	2	2938
	Female	0	0	0	0	0	116	317	521	296	921	1	2172
	Total	0	0	0	0	1	340	876	1262	711	1917	3	5110
16 - OTHER ANAEMIAS(D50-D55,D57-D64)	Male	42	4	6	13	46	53	67	64	27	79	0	401
	Female	24	5	13	39	25	33	51	54	26	89	0	359
	Total	66	9	19	52	71	86	118	118	53	168	0	760
17 - OTHER VIRAL ENCEPHALITIS	Male	8	0	12	13	32	50	38	39	14	39	0	245
	Female	5	3	5	9	6	11	14	16	10	21	0	100
	Total	13	3	17	22	38	61	52	55	24	60	0	345
18 - OTHER FORMS OF HEART DISEASES	Male	375	45	94	211	588	1419	2466	3484	1889	5657	23	16251
	Female	292	50	66	201	308	542	1143	2062	1366	5006	40	11076
	Total	667	95	160	412	896	1961	3609	5546	3255	10663	63	27327
19 - PNEUMONIA	Male	348	70	82	126	325	658	926	1074	560	1600	8	5777
	Female	263	54	60	94	122	204	391	519	323	1083	6	3119
	Total	611	124	142	220	447	862	1317	1593	883	2683	14	8896
20 - INFLUENZA	Male	0	1	0	0	0	6	2	8	2	9	0	28
	Female	1	0	0	0	2	0	0	3	1	4	0	11
	Total	1	1	0	0	2	6	2	11	3	13	0	39
21 - ASTHMA	Male	4	0	4	11	42	75	110	164	107	362	1	880
	Female	2	2	4	12	21	30	74	117	76	315	2	655
	Total	6	2	8	23	63	105	184	281	183	677	3	1535
22 - OTHER VIRAL HEPATITIS (JAUNDICE)	Male	1	0	1	4	22	39	23	18	4	9	0	121
	Female	2	1	0	4	3	6	8	9	5	14	0	52

**TABLE D-11 : DEATHS BY CAUSE OF DEATH, AGE,AND SEX FOR MEDICALLY CERTIFIED DEATH - 2023**

Cause of Death	Sex	Age of the Deceased											Total
		Below 1 Year	1-4	5-14	15-24	25-34	35-44	45-54	55-64	65-69	70 & Above	Age Not Stated	
1	2	3	4	5	6	7	8	9	10	11	12	13	14
	Total	3	1	1	8	25	45	31	27	9	23	0	173
23 - DISEASES OF THE LIVER	Male	10	2	15	53	523	1330	1112	644	216	281	1	4187
	Female	13	2	13	23	38	75	141	142	77	136	0	660
	Total	23	4	28	76	561	1405	1253	786	293	417	1	4847
24 - GASTRIC AND DUODENAL ULCER	Male	4	1	2	3	11	27	25	21	8	30	0	132
	Female	5	1	1	3	3	5	6	9	11	25	0	69
	Total	9	2	3	6	14	32	31	30	19	55	0	201
25 - DISEASES OF APPENDIX	Male	4	0	0	2	3	5	6	1	1	3	0	25
	Female	5	0	0	0	1	3	0	1	2	5	0	17
	Total	9	0	0	2	4	8	6	2	3	8	0	42
26 - GENITAL URINARY SYSTEM	Male	1	0	0	1	2	4	6	16	5	22	0	57
	Female	1	0	1	1	0	2	8	4	10	18	0	45
	Total	2	0	1	2	2	6	14	20	15	40	0	102
27 - SPONTANEOUS ABORTION	Male	0	0	0	0	0	0	0	0	0	0	0	0
	Female	0	0	0	0	2	0	0	0	0	0	0	2
	Total	0	0	0	0	2	0	0	0	0	0	0	2
28 - OBSTRUCTED LABOUR	Male	0	0	0	0	0	0	0	0	0	0	0	0
	Female	0	0	0	3	25	4	0	0	0	0	0	32
	Total	0	0	0	3	25	4	0	0	0	0	0	32
29 - BIRTH TRAUMA	Male	1269	0	0	0	0	0	0	0	0	0	0	1269
	Female	918	0	0	0	0	0	0	0	0	0	0	918
	Total	2187	0	0	0	0	0	0	0	0	0	0	2187
30 - CEREBROVASCULAR DISEASES	Male	0	9	14	38	153	384	618	714	346	850	3	3129
	Female	2	3	9	27	58	149	240	369	191	612	2	1662
	Total	2	12	23	65	211	533	858	1083	537	1462	5	4791
31 - SENILITY	Male	0	0	0	0	0	0	0	83	100	736	9	928
	Female	0	0	0	0	0	0	0	62	84	1016	22	1184
	Total	0	0	0	0	0	0	0	145	184	1752	31	2112
32 - OTHERS NOT ELSE WHERE CLASSIFIED	Male	27	12	37	113	208	82	80	52	20	39	0	670
	Female	23	8	31	52	106	17	12	23	10	22	0	304
	Total	50	20	68	165	314	99	92	75	30	61	0	974
33 - BITES OF SNAKES AND OTHER	Male	0	2	10	12	27	41	45	50	13	37	0	237



**TABLE D-11 : DEATHS BY CAUSE OF DEATH, AGE,AND SEX FOR MEDICALLY CERTIFIED DEATH - 2023**

Cause of Death	Sex	Age of the Deceased											Total
		Below 1 Year	1-4	5-14	15-24	25-34	35-44	45-54	55-64	65-69	70 & Above	Age Not Stated	
1	2	3	4	5	6	7	8	9	10	11	12	13	14
VENOMOUS ANIMALS	Female	1	2	5	7	8	21	25	20	9	35	0	133
	Total	1	4	15	19	35	62	70	70	22	72	0	370
34 - BURNS AND CORROSIONS	Male	6	12	8	26	72	71	52	49	30	61	0	387
	Female	5	12	8	22	37	30	41	44	29	85	2	315
	Total	11	24	16	48	109	101	93	93	59	146	2	702
35 - ACCIDENTAL FALLS	Male	3	3	19	126	204	204	199	145	63	150	0	1116
	Female	3	5	9	18	19	25	44	32	25	63	1	244
	Total	6	8	28	144	223	229	243	177	88	213	1	1360
36 - POISONINGS BY DRUGS AND BIOLOGY	Male	0	3	7	166	290	270	263	209	50	84	0	1342
	Female	1	4	10	133	108	77	52	45	19	44	0	493
	Total	1	7	17	299	398	347	315	254	69	128	0	1835
37 - MOTOR VEHICLE TRAFFIC ACCIDENT	Male	1	2	7	131	190	150	127	121	45	64	0	838
	Female	0	3	5	10	11	35	25	26	7	12	0	134
	Total	1	5	12	141	201	185	152	147	52	76	0	972
38 - OTHER ROAD VEHICLE ACCIDENTS	Male	3	0	12	125	165	168	136	139	34	78	0	860
	Female	1	6	9	15	8	17	30	28	6	24	0	144
	Total	4	6	21	140	173	185	166	167	40	102	0	1004
39 - INTENTIONAL SELF-HARM(SUICIDE-ATTEMPTED)	Male	0	0	7	37	100	85	56	25	16	10	0	336
	Female	0	0	6	61	61	38	23	10	0	7	0	206
	Total	0	0	13	98	161	123	79	35	16	17	0	542
40 - ASSAULT(HOMICIDE)	Male	0	0	0	9	19	15	19	6	3	11	0	82
	Female	0	0	1	4	5	6	6	4	0	5	0	31
	Total	0	0	1	13	24	21	25	10	3	16	0	113
41 - NOT STATED	Male	0	0	0	0	0	0	0	0	0	0	0	0
	Female	0	0	0	0	0	0	0	0	0	0	0	0
	Total	0	0	0	0	0	0	0	0	0	0	0	0
42 - VIRAL FEVER	Male	8	1	3	7	10	24	25	25	7	37	1	148
	Female	4	0	1	4	4	9	15	17	6	20	0	80
	Total	12	1	4	11	14	33	40	42	13	57	1	228
43 - RENAL FAILURE and OTHER DISORDERS OF KIDNEY AND URETER	Male	45	5	31	62	212	414	556	648	355	895	0	3223
	Female	26	6	15	53	83	129	236	394	199	572	1	1714
	Total	71	11	46	115	295	543	792	1042	554	1467	1	4937

**TABLE D-11 : DEATHS BY CAUSE OF DEATH, AGE,AND SEX FOR MEDICALLY CERTIFIED DEATH - 2023**

Cause of Death	Sex	Age of the Deceased											Total
		Below 1 Year	1-4	5-14	15-24	25-34	35-44	45-54	55-64	65-69	70 & Above	Age Not Stated	
1	2	3	4	5	6	7	8	9	10	11	12	13	14
44 - SEPTICAEMIA	Male	29	44	80	141	403	852	1188	1304	654	1777	6	6478
	Female	24	45	66	116	199	328	502	800	434	1299	5	3818
	Total	53	89	146	257	602	1180	1690	2104	1088	3076	11	10296
45 - SYPHILLIS	Male	0	0	0	0	0	0	0	0	0	0	0	0
	Female	0	0	0	0	0	0	0	0	0	0	0	0
	Total	0	0	0	0	0	0	0	0	0	0	0	0
46 - COVID 19 VIRUS IDENTIFIED	Male	0	0	0	1	2	4	3	10	4	33	0	57
	Female	0	0	0	0	4	3	3	10	1	14	0	35
	Total	0	0	0	1	6	7	6	20	5	47	0	92
47 - TUBERCULOSIS OF OTHER ORGANS AND MILIARY TUBERCULOSIS	Male	5	0	4	20	80	106	126	113	46	83	0	583
	Female	3	0	6	28	34	46	38	52	24	32	0	263
	Total	8	0	10	48	114	152	164	165	70	115	0	846
48 - NEONATAL TETANUS	Male	0	0	0	0	0	0	0	0	0	0	0	0
	Female	0	0	0	0	0	0	0	0	0	0	0	0
	Total	0	0	0	0	0	0	0	0	0	0	0	0
49 - HUMAN IMMUNODEFICIENCY VIRUS[HIV]DISEASE	Male	0	0	0	0	0	66	84	33	8	6	0	197
	Female	0	0	0	0	0	59	40	17	3	7	0	126
	Total	0	0	0	0	0	125	124	50	11	13	0	323
50 - MALIGNANT NEOPLASMS OF LIP, ORAL CAVITY AND PHARYNX	Male	0	0	0	0	9	44	82	75	36	63	0	309
	Female	0	0	0	2	6	19	27	46	14	45	0	159
	Total	0	0	0	2	15	63	109	121	50	108	0	468
51 - MALIGNANT NEOPLASM OF OESOPHAGUS	Male	1	0	0	0	4	10	37	59	24	50	0	185
	Female	0	0	0	1	4	8	21	34	16	32	0	116
	Total	1	0	0	1	8	18	58	93	40	82	0	301
52 - MALIGNANT NEOPLASM OF STOMACH	Male	0	0	0	3	7	23	51	70	45	103	0	302
	Female	0	0	0	1	6	12	54	63	33	64	0	233
	Total	0	0	0	4	13	35	105	133	78	167	0	535
53 - MALIGNANT NEOPLASMS OF LIVER AND INTRAHEPATIC BILE DUCTS	Male	1	0	2	2	23	61	75	117	52	117	0	450
	Female	0	0	2	3	8	9	33	44	28	50	0	177
	Total	1	0	4	5	31	70	108	161	80	167	0	627
54 - MALIGNANT NEOPLASMS OF LARYNX, TRACHEA, BRONCHUS AND LUNG	Male	27	2	7	18	37	80	186	248	180	290	0	1075
	Female	11	1	3	18	18	45	102	119	67	151	0	535
	Total	38	3	10	36	55	125	288	367	247	441	0	1610

**TABLE D-11 : DEATHS BY CAUSE OF DEATH, AGE,AND SEX FOR MEDICALLY CERTIFIED DEATH - 2023**

Cause of Death	Sex	Age of the Deceased											Total
		Below 1 Year	1-4	5-14	15-24	25-34	35-44	45-54	55-64	65-69	70 & Above	Age Not Stated	
1	2	3	4	5	6	7	8	9	10	11	12	13	14
55 - MALIGNANT NEOPLASM OF BREAST	Male	0	0	0	0	0	0	0	0	0	0	0	0
	Female	0	0	0	0	31	90	179	185	63	96	0	644
	Total	0	0	0	0	31	90	179	185	63	96	0	644
56 - OTHER MALIGNANT NEOPLASM OF FEMALE GENITAL ORGANS	Male	0	0	0	0	0	0	0	0	0	0	0	0
	Female	0	0	0	0	6	17	45	42	14	34	0	158
	Total	0	0	0	0	6	17	45	42	14	34	0	158
57 - MALIGNANT NEOPLASM OF PROSTATE	Male	0	0	0	0	0	2	4	19	22	80	1	128
	Female	0	0	0	0	0	0	0	0	0	0	0	0
	Total	0	0	0	0	0	2	4	19	22	80	1	128
58 - MALIGNANT NEOPLASM OF BLADDER	Male	0	0	0	1	2	6	25	26	10	49	0	119
	Female	0	0	0	1	1	4	11	22	7	27	0	73
	Total	0	0	0	2	3	10	36	48	17	76	0	192
59 - MALIGNANT NEOPLASMS OF MENINGES,BRAIN AND OTHER PARTS OF CENTRAL NERVOUS	Male	3	3	14	10	18	37	30	48	21	24	0	208
	Female	2	4	8	6	4	13	19	27	14	33	0	130
	Total	5	7	22	16	22	50	49	75	35	57	0	338
60 - LEUKAEMIA	Male	0	0	0	0	12	33	31	50	11	39	0	176
	Female	0	0	0	0	11	28	32	37	11	29	0	148
	Total	0	0	0	0	23	61	63	87	22	68	0	324
61 - OTHER PROTEIN-ENERGY MALNUTRITION	Male	11	1	3	4	1	3	9	4	5	7	0	48
	Female	8	1	1	0	3	1	5	6	1	4	0	30
	Total	19	2	4	4	4	4	14	10	6	11	0	78
62 - DISORDERS OF THYROID GLAND	Male	0	0	1	0	0	1	3	1	4	7	0	17
	Female	0	0	0	1	4	3	2	11	8	8	0	37
	Total	0	0	1	1	4	4	5	12	12	15	0	54
63 - SCHIZOPHRENIA, SCHIZOTYPAL & DELUSIONA and MENTAL BEHAVIOURAL DISORDERS	Male	1	0	2	3	12	12	10	12	4	5	0	61
	Female	1	0	1	0	3	2	2	3	1	3	0	16
	Total	2	0	3	3	15	14	12	15	5	8	0	77
64 - OTHER INFLAMMATORY DISEASES OF THE CENTRAL NERVOUS SYSTEM	Male	24	6	17	24	55	83	84	93	35	96	0	517
	Female	11	5	14	19	25	44	66	34	22	74	0	314
	Total	35	11	31	43	80	127	150	127	57	170	0	831
65 - EPILEPSY	Male	22	9	11	13	21	30	22	14	5	26	0	173
	Female	13	5	14	11	11	9	8	3	6	21	0	101

**TABLE D-11 : DEATHS BY CAUSE OF DEATH, AGE,AND SEX FOR MEDICALLY CERTIFIED DEATH - 2023**

Cause of Death	Sex	Age of the Deceased											Total
		Below 1 Year	1-4	5-14	15-24	25-34	35-44	45-54	55-64	65-69	70 & Above	Age Not Stated	
1	2	3	4	5	6	7	8	9	10	11	12	13	14
	Total	35	14	25	24	32	39	30	17	11	47	0	274
66 - HYPERTENSIVE HEART DISEASES	Male	109	19	43	103	367	771	1305	1485	864	2763	16	7845
	Female	61	14	32	78	121	246	531	908	604	2463	21	5079
	Total	170	33	75	181	488	1017	1836	2393	1468	5226	37	12924
67 - ACUTE MYOCARDIAL INFARCTION	Male	51	7	26	127	444	972	1507	1992	1095	3352	15	9588
	Female	40	3	22	58	142	263	649	1130	712	3157	27	6203
	Total	91	10	48	185	586	1235	2156	3122	1807	6509	42	15791
68 - ARTERIAL EMBOLISM AND THROMBOSISPHLEBITIS,THROMBOP HLEBITIS,VENOUS EMBOLISM AND THROMBOSIS	Male	13	1	2	3	16	11	26	24	11	50	0	157
	Female	4	2	0	2	13	9	18	9	9	33	0	99
	Total	17	3	2	5	29	20	44	33	20	83	0	256
69 - BRONCHITIS ,BRONCHIOLITIS and UNSPECIFIED EMPHYSEMA	Male	75	8	6	17	29	70	81	119	76	239	0	720
	Female	44	6	3	7	19	33	59	57	49	138	0	415
	Total	119	14	9	24	48	103	140	176	125	377	0	1135
70 - PLEURISY	Male	2	0	1	0	2	3	1	3	1	7	0	20
	Female	0	0	0	0	0	2	0	3	1	3	0	9
	Total	2	0	1	0	2	5	1	6	2	10	0	29
71 - PARALYTIC ILEUS AND INTESTINAL OBSTRUCTION WITHOUT HERNIA	Male	4	0	1	2	4	18	27	26	17	36	1	136
	Female	3	0	0	1	5	9	11	20	10	38	0	97
	Total	7	0	1	3	9	27	38	46	27	74	1	233
72 - PERITONITIS	Male	5	0	0	6	9	20	27	20	8	16	0	111
	Female	2	0	0	4	5	10	20	22	11	29	0	103
	Total	7	0	0	10	14	30	47	42	19	45	0	214
73 - CHOLELITHIASIS AND CHOLECYSTIT	Male	8	0	2	10	30	53	82	70	27	126	1	409
	Female	3	1	1	3	8	16	32	40	18	76	0	198
	Total	11	1	3	13	38	69	114	110	45	202	1	607
74 - DISORDERS OF THE PANCREAS	Male	3	0	0	8	60	83	58	26	11	20	0	269
	Female	2	0	0	8	7	9	16	7	9	11	0	69
	Total	5	0	0	16	67	92	74	33	20	31	0	338
75 - RHEUMATOID ARTHRITIS AND OTHER	Male	0	1	0	2	3	2	3	3	1	5	0	20
	Female	0	0	0	3	4	0	6	7	7	9	0	36
	Total	0	1	0	5	7	2	9	10	8	14	0	56
76 - MEDICAL ABORTION	Male	0	0	0	0	0	0	0	0	0	0	0	0

**TABLE D-11 : DEATHS BY CAUSE OF DEATH, AGE,AND SEX FOR MEDICALLY CERTIFIED DEATH - 2023**

Cause of Death	Sex	Age of the Deceased											Total
		Below 1 Year	1-4	5-14	15-24	25-34	35-44	45-54	55-64	65-69	70 & Above	Age Not Stated	
1	2	3	4	5	6	7	8	9	10	11	12	13	14
	Female	0	0	0	1	4	0	0	0	0	0	0	5
	Total	0	0	0	1	4	0	0	0	0	0	0	5
77 - SLOW FETAL GROWTH,FETAL MALNUT	Male	242	0	0	0	0	0	0	0	0	0	0	242
	Female	171	0	0	0	0	0	0	0	0	0	0	171
	Total	413	0	0	0	0	0	0	0	0	0	0	413
78 - HYPOXIA,BIRTH ASPHYXIA AND OTH	Male	962	0	0	0	0	0	0	0	0	0	0	962
	Female	670	0	0	0	0	0	0	0	0	0	0	670
	Total	1632	0	0	0	0	0	0	0	0	0	0	1632
79 - HAEMOLYTIC DISEASE OF FETUS AN	Male	30	0	0	0	0	0	0	0	0	0	0	30
	Female	23	0	0	0	0	0	0	0	0	0	0	23
	Total	53	0	0	0	0	0	0	0	0	0	0	53
80 - OTHER PERINATAL JAUNDICE	Male	7	0	0	0	0	0	0	0	0	0	0	7
	Female	7	0	0	0	0	0	0	0	0	0	0	7
	Total	14	0	0	0	0	0	0	0	0	0	0	14
81 - SPINA BIFIDA	Male	28	0	0	0	0	0	0	0	0	0	0	28
	Female	25	0	0	0	0	0	0	0	0	0	0	25
	Total	53	0	0	0	0	0	0	0	0	0	0	53
82 - FEVER OF UNKNOWN ORIGIN	Male	18	2	9	6	13	25	23	35	15	22	0	168
	Female	15	2	8	11	4	12	9	23	4	32	0	120
	Total	33	4	17	17	17	37	32	58	19	54	0	288
83 - SHOCK, NOT ELSEWHERE CLASSIFIE	Male	683	74	114	282	695	1191	1431	1528	715	2014	8	8735
	Female	481	66	95	253	329	456	600	940	510	1425	9	5164
	Total	1164	140	209	535	1024	1647	2031	2468	1225	3439	17	13899
84 - FRACTURE OF SKULL AND FACIAL B	Male	1	2	2	4	10	8	11	12	0	2	0	52
	Female	3	1	0	1	1	1	1	1	1	3	0	13
	Total	4	3	2	5	11	9	12	13	1	5	0	65
85 - FRACTURE OF NECK,THORAX OR PEL	Male	0	0	0	2	2	2	7	2	0	10	0	25
	Female	0	0	0	0	0	2	0	2	0	5	0	9
	Total	0	0	0	2	2	4	7	4	0	15	0	34
86 - FRACTURE OF UPPER LIMB	Male	0	0	0	0	0	1	2	1	0	4	0	8
	Female	0	0	0	0	0	1	0	1	1	2	0	5
	Total	0	0	0	0	0	2	2	2	1	6	0	13

**TABLE D-11 : DEATHS BY CAUSE OF DEATH, AGE,AND SEX FOR MEDICALLY CERTIFIED DEATH - 2023**

Cause of Death	Sex	Age of the Deceased											Total
		Below 1 Year	1-4	5-14	15-24	25-34	35-44	45-54	55-64	65-69	70 & Above	Age Not Stated	
1	2	3	4	5	6	7	8	9	10	11	12	13	14
87 - FRACTURE OF LOWER LIMB	Male	1	0	0	0	3	2	9	9	3	14	0	41
	Female	0	0	0	1	3	2	4	2	3	6	0	21
	Total	1	0	0	1	6	4	13	11	6	20	0	62
88 - FRACTURES INVOLVING MULTIPLE BODY REGIONS, AND OF UNSPECIFIED BODY REGION	Male	2	1	0	1	9	4	12	13	9	13	0	64
	Female	2	0	2	0	3	1	2	4	4	6	0	24
	Total	4	1	2	1	12	5	14	17	13	19	0	88
89 - INTRACRANIAL AND INTERNAL INJU	Male	9	5	5	30	47	86	97	109	31	78	0	497
	Female	3	3	3	6	7	20	33	48	15	37	1	176
	Total	12	8	8	36	54	106	130	157	46	115	1	673
90 - CRUSHING INJURIES AND TRAUMATIC AMPUTATIONS OF SPECIFIED AND MULTIPLE BODY REGIONS	Male	1	0	2	11	18	17	20	26	9	27	0	131
	Female	0	0	0	2	4	3	5	13	9	23	0	59
	Total	1	0	2	13	22	20	25	39	18	50	0	190
91 - OTHER INJURIES OF SPECIFIED, UNSPECIFIED AND MULTIPLE BODY REGIONS	Male	12	1	2	20	32	68	71	87	26	128	0	447
	Female	6	0	8	8	13	12	29	35	21	76	0	208
	Total	18	1	10	28	45	80	100	122	47	204	0	655
92 - EFFECTS OF FOREIGN BODY ENTERING THROUGH NATURAL ORIFICE	Male	0	1	0	2	3	16	16	17	4	15	0	74
	Female	1	1	1	1	2	7	5	10	9	12	0	49
	Total	1	2	1	3	5	23	21	27	13	27	0	123
93 - RAILWAY ACCIDENTS	Male	0	0	0	1	4	9	3	4	0	1	0	22
	Female	0	0	0	0	0	0	0	1	0	0	0	1
	Total	0	0	0	1	4	9	3	5	0	1	0	23
94 - WATER TRANSPORT ACCIDENTS	Male	0	0	0	4	0	2	0	0	0	0	0	6
	Female	0	0	1	0	0	0	0	0	0	0	0	1
	Total	0	0	1	4	0	2	0	0	0	0	0	7
95 - AIR AND SPACE TRANSPORT ACCIDE	Male	0	0	0	0	0	0	0	0	0	0	0	0
	Female	0	0	0	0	0	0	0	0	0	0	0	0
	Total	0	0	0	0	0	0	0	0	0	0	0	0
96 - ALL OTHER TRANSPORT ACCIDENTS	Male	2	0	8	65	98	74	65	77	28	55	0	472
	Female	1	0	3	7	10	20	13	19	13	31	1	118
	Total	3	0	11	72	108	94	78	96	41	86	1	590
97 - ACCIDENTAL DROWING AND SUBMERS	Male	1	1	10	13	15	20	21	13	4	17	0	115
	Female	2	0	2	2	6	3	7	9	5	12	0	48
	Total	3	1	12	15	21	23	28	22	9	29	0	163

**TABLE D-11 : DEATHS BY CAUSE OF DEATH, AGE,AND SEX FOR MEDICALLY CERTIFIED DEATH - 2023**

Cause of Death	Sex	Age of the Deceased											Total
		Below 1 Year	1-4	5-14	15-24	25-34	35-44	45-54	55-64	65-69	70 & Above	Age Not Stated	
1	2	3	4	5	6	7	8	9	10	11	12	13	14
98 - EXPOSURE TO SMOKE, FIRE AND FLAMES	Male	0	0	0	0	1	0	1	1	0	1	0	4
	Female	0	0	0	0	0	0	0	0	1	1	0	2
	Total	0	0	0	0	1	0	1	1	1	2	0	6
99 - MISADVENTURES TO PATIENTS DURI	Male	0	0	0	0	0	0	0	0	0	0	0	0
	Female	0	0	0	0	0	0	0	0	0	0	0	0
	Total	0	0	0	0	0	0	0	0	0	0	0	0
100 - ACCIDENTS CAUSED BY MACHINERY,AND BY CUTTING PIERCING INSTRUMENTS	Male	0	0	0	0	0	13	8	3	2	10	0	36
	Female	0	0	0	0	0	2	3	3	6	9	0	23
	Total	0	0	0	0	0	15	11	6	8	19	0	59
101 - ACCIDENTS CAUSED BY FIREARM MI	Male	0	0	0	0	0	2	1	1	0	2	0	6
	Female	0	0	0	0	0	3	0	1	1	2	1	8
	Total	0	0	0	0	0	5	1	2	1	4	1	14
102 - ACCIDENTAL POISONING BY AND EXPOSURE TO NOXIOUS SUBSTANCES	Male	0	0	4	26	45	37	33	23	13	13	0	194
	Female	0	1	2	25	17	9	14	7	4	6	0	85
	Total	0	1	6	51	62	46	47	30	17	19	0	279
103 - OPERATIONS OF WAR	Male	0	0	0	0	0	0	0	0	0	0	0	0
	Female	0	0	0	0	0	0	0	0	0	0	0	0
	Total	0	0	0	0	0	0	0	0	0	0	0	0
104 - SUN STROKE	Male	0	0	0	0	0	15	14	20	8	28	0	85
	Female	0	0	0	0	0	4	13	9	3	25	0	54
	Total	0	0	0	0	0	19	27	29	11	53	0	139
105 - COVID 19 VIRUS NOT IDENTIFIED	Male	1	0	0	1	2	3	3	4	4	8	0	26
	Female	0	0	0	0	0	2	2	2	2	7	0	15
	Total	1	0	0	1	2	5	5	6	6	15	0	41
106 - DENGUE FEVER	Male	10	9	28	16	23	20	16	16	11	19	0	168
	Female	11	7	29	25	23	23	15	8	7	6	1	155
	Total	21	16	57	41	46	43	31	24	18	25	1	323
<b>STATE TOTAL</b>	<b>Male</b>	<b>4634</b>	<b>386</b>	<b>824</b>	<b>2378</b>	<b>6131</b>	<b>11238</b>	<b>15119</b>	<b>17294</b>	<b>8830</b>	<b>25106</b>	<b>99</b>	<b>92039</b>
	<b>Female</b>	<b>3312</b>	<b>352</b>	<b>632</b>	<b>1592</b>	<b>2280</b>	<b>3703</b>	<b>6543</b>	<b>9887</b>	<b>5865</b>	<b>20684</b>	<b>150</b>	<b>55000</b>
	<b>Total</b>	<b>7946</b>	<b>738</b>	<b>1456</b>	<b>3970</b>	<b>8411</b>	<b>14941</b>	<b>21662</b>	<b>27181</b>	<b>14695</b>	<b>45790</b>	<b>249</b>	<b>147039</b>

**TABLE D-12 : INFANT DEATHS BY PLACE OF OCCURENCE, DISTRICTS (RURAL & URBAN) AND TOWNS WITH POPULATION ONE LAKH AND ABOVE - 2023**

Sl. No.	Districts		Deaths by Place of Occurrence			Place of Residence of Mother		Place of Residence Outside the State
			Male	Female	Total	Within the Area	Outside the Area	
1	2		3	4	5	6	7	8
1	Bagalkote	URBAN	94	56	150	95	53	2
		RURAL	1	3	4	4	0	0
		TOTAL	95	59	154	99	53	2
	Towns with Population one lakh and above							
	Bagalkote CMC		87	47	134	83	49	2
2	Ballari	URBAN	338	237	575	339	122	114
		RURAL	0	2	2	2	0	0
		TOTAL	338	239	577	341	122	114
	Towns with Population one lakh and above							
	Ballari CC		338	236	574	339	122	113
3	Belagavi	URBAN	301	242	543	472	46	25
		RURAL	6	9	15	15	0	0
		TOTAL	307	251	558	487	46	25
	Towns with Population one lakh and above							
	Belagavi CC		256	215	471	407	40	24
4	Bengaluru Rural	URBAN	19	9	28	22	5	1
		RURAL	0	0	0	0	0	0
		TOTAL	19	9	28	22	5	1
5	Bengaluru Urban	URBAN	874	589	1463	821	470	172
		RURAL	19	11	30	17	7	6
		TOTAL	893	600	1493	838	477	178
	Towns with Population one lakh and above							
	BBMP		792	541	1333	731	454	148
6	Bidar	URBAN	182	173	355	291	36	28
		RURAL	0	2	2	2	0	0
		TOTAL	182	175	357	293	36	28
	Towns with Population one lakh and above							
	Bidar CMC		181	172	353	289	36	28
7	Chamarajanagara	URBAN	13	11	24	20	4	0
		RURAL	3	1	4	2	1	1
		TOTAL	16	12	28	22	5	1
8	Chikkaballapura	URBAN	32	28	60	48	10	2
		RURAL	3	0	3	3	0	0
		TOTAL	35	28	63	51	10	2
9	Chikkamagaluru	URBAN	3	3	6	6	0	0
		RURAL	3	1	4	4	0	0
		TOTAL	6	4	10	10	0	0
	Towns with Population one lakh and above							
	Chikkamagalur CMC		3	3	6	6	0	0
10	Chitradurga	URBAN	98	82	180	160	17	3
		RURAL	1	1	2	2	0	0
		TOTAL	99	83	182	162	17	3
	Towns with Population one lakh and above							
	Chitradurga CMC		97	78	175	155	17	3
11	Dakshina Kannada	URBAN	275	181	456	249	88	119
		RURAL	4	15	19	19	0	0
		TOTAL	279	196	475	268	88	119
	Towns with Population one lakh and above							
	Mangaluru CC		240	150	390	205	79	106



**TABLE D-12 : INFANT DEATHS BY PLACE OF OCCURENCE, DISTRICTS (RURAL & URBAN) AND TOWNS WITH POPULATION ONE LAKH AND ABOVE - 2023**

Sl. No.	Districts		Deaths by Place of Occurrence			Place of Residence of Mother		Place of Residence Outside the State
			Male	Female	Total	Within the Area	Outside the Area	
1	2		3	4	5	6	7	8
12	Davanagere	URBAN	284	214	498	216	281	1
		RURAL	2	1	3	3	0	0
		TOTAL	286	215	501	219	281	1
	Towns with Population one lakh and above							
	Davangere CC		282	212	494	212	281	1
13	Dharwad	URBAN	532	385	917	432	475	10
		RURAL	1	0	1	1	0	0
		TOTAL	533	385	918	433	475	10
	Towns with Population one lakh and above							
	Hubli-Dharwad CC		531	385	916	431	475	10
14	Gadag	URBAN	131	93	224	136	88	0
		RURAL	0	1	1	1	0	0
		TOTAL	131	94	225	137	88	0
	Towns with Population one lakh and above							
	Gadag-Betageri CMC		130	91	221	134	87	0
15	Hassan	URBAN	177	122	299	165	134	0
		RURAL	0	0	0	0	0	0
		TOTAL	177	122	299	165	134	0
	Towns with Population one lakh and above							
	Hassan CMC		177	120	297	163	134	0
16	Haveri	URBAN	13	11	24	20	4	0
		RURAL	0	5	5	5	0	0
		TOTAL	13	16	29	25	4	0
	Towns with Population one lakh and above							
	Ranebennur CMC		7	9	16	14	2	0
17	Kalaburagi	URBAN	256	167	423	359	63	1
		RURAL	5	6	11	9	2	0
		TOTAL	261	173	434	368	65	1
	Towns with Population one lakh and above							
	Kalaburagi CC		256	167	423	359	63	1
18	Kodagu	URBAN	2	4	6	4	0	2
		RURAL	1	3	4	3	1	0
		TOTAL	3	7	10	7	1	2
19	Kolar	URBAN	100	63	163	142	19	2
		RURAL	0	0	0	0	0	0
		TOTAL	100	63	163	142	19	2
	Towns with Population one lakh and above							
	Kolar CMC		99	62	161	140	19	2
	Robertsonpet CMC		1	0	1	1	0	0
20	Koppala	URBAN	15	11	26	11	15	0
		RURAL	0	4	4	4	0	0
		TOTAL	15	15	30	15	15	0
	Towns with Population one lakh and above							
	Gangavathi CMC		2	0	2	1	1	0
21	Mandya	URBAN	87	56	143	93	48	2
		RURAL	0	2	2	2	0	0
		TOTAL	87	58	145	95	48	2
	Towns with Population one lakh and above							
	Mandya CMC		67	52	119	85	32	2

**TABLE D-12 : INFANT DEATHS BY PLACE OF OCCURENCE, DISTRICTS (RURAL & URBAN) AND TOWNS WITH POPULATION ONE LAKH AND ABOVE - 2023**

Sl. No.	Districts		Deaths by Place of Occurrence			Place of Residence of Mother		Place of Residence Outside the State
			Male	Female	Total	Within the Area	Outside the Area	
1	2		3	4	5	6	7	8
22	Mysuru	URBAN	406	338	744	490	245	9
		RURAL	2	0	2	1	1	0
		TOTAL	408	338	746	491	246	9
	Towns with Population one lakh and above							
	Mysuru CC		404	335	739	485	245	9
23	Raichuru	URBAN	43	25	68	50	11	7
		RURAL	1	1	2	2	0	0
		TOTAL	44	26	70	52	11	7
	Towns with Population one lakh and above							
	Raichur CMC		43	25	68	50	11	7
24	Ramanagara	URBAN	3	4	7	6	1	0
		RURAL	5	1	6	3	3	0
		TOTAL	8	5	13	9	4	0
25	Shivamogga	URBAN	192	145	337	196	141	0
		RURAL	3	1	4	4	0	0
		TOTAL	195	146	341	200	141	0
	Towns with Population one lakh and above							
	Bhadravathi CMC		0	3	3	3	0	0
	Shivamogga CC		191	137	328	189	139	0
26	Tumakuru	URBAN	97	49	146	123	13	10
		RURAL	2	4	6	6	0	0
		TOTAL	99	53	152	129	13	10
	Towns with Population one lakh and above							
	Tumakuru CC		86	45	131	109	13	9
27	Udupi	URBAN	63	37	100	38	58	4
		RURAL	3	3	6	6	0	0
		TOTAL	66	40	106	44	58	4
	Towns with Population one lakh and above							
	Udupi CMC		63	36	99	37	58	4
28	Uttara Kannada	URBAN	37	28	65	55	10	0
		RURAL	4	5	9	8	1	0
		TOTAL	41	33	74	63	11	0
29	Vijayanagara	URBAN	2	1	3	3	0	0
		RURAL	1	0	1	1	0	0
		TOTAL	3	1	4	4	0	0
	Towns with Population one lakh and above							
	Hospet CMC		0	0	0	0	0	0
30	Vijayapura	URBAN	174	116	290	264	26	0
		RURAL	7	5	12	11	1	0
		TOTAL	181	121	302	275	27	0
	Towns with Population one lakh and above							
	Vijayapura CC		174	115	289	263	26	0
31	Yadagiri	URBAN	0	0	0	0	0	0
		RURAL	1	2	3	3	0	0
		TOTAL	1	2	3	3	0	0
	STATE	URBAN	4843	3480	8323	5326	2483	514
		RURAL	78	89	167	143	17	7
		TOTAL	4921	3569	8490	5469	2500	521

**TABLE D-13 : INFANTS DEATHS BY PLACE OF RESIDENCE, DISTRICTS (RURAL & URBAN) AND TOWNS WITH POPULATION ONE LAKH AND ABOVE - 2023**

Sl. No.	Districts		Deaths by Place of Residence of Mother			Infant Mortality Rate	Place of Ocuence	
			Male	Female	Total		Within the Area	Outside the Area
1	2		3	4	5	6	7	8
1	Bagalkote	URBAN	94	56	150	17.09	95	55
		RURAL	2	3	5	0.18	4	1
		TOTAL	96	59	155	4.27	99	56
	Towns with Population one lakh and above							
	Bagalkote CMC		86	46	132	73.95	83	49
2	Ballari	URBAN	221	156	377	34.68	339	38
		RURAL	0	2	2	0.11	2	0
		TOTAL	221	158	379	13.08	341	38
	Towns with Population one lakh and above							
	Ballari CC		270	191	461	56.61	339	122
3	Belagavi	URBAN	331	260	591	38.58		119
		RURAL	6	9	15	0.26	15	0
		TOTAL	337	269	606	8.23	487	119
	Towns with Population one lakh and above							
	Belagavi CC		240	207	447	81.63	407	40
4	Bengaluru Rural	URBAN	53	31	84	20.00	22	62
		RURAL	0	0	0	0.00	0	0
		TOTAL	53	31	84	6.36	22	62
5	Bengaluru Urban	URBAN	497	346	843	8.15	821	22
		RURAL	13	7	20	0.63	17	3
		TOTAL	510	353	863	6.39	838	25
	Towns with Population one lakh and above							
	BBMP		698	487	1185	11.37	731	454
6	Bidar	URBAN	159	159	318	33.89	291	27
		RURAL	2	2	4	0.16	2	2
		TOTAL	161	161	322	9.27	293	29
	Towns with Population one lakh and above							
	Bidar CMC		167	158	325	72.69	289	36
7	Chamarajanagara	URBAN	86	63	149	59.46	20	129
		RURAL	2	0	2	0.25	2	0
		TOTAL	88	63	151	14.50	22	129
8	Chikkaballapura	URBAN	65	42	107	28.55	48	59
		RURAL	3	0	3	0.22	3	0
		TOTAL	68	42	110	6.33	51	59
9	Chikkamagaluru	URBAN	80	65	145	39.42	6	139
		RURAL	3	1	4	0.42	4	0
		TOTAL	83	66	149	11.25	10	139
	Towns with Population one lakh and above							
	Chickamagalur CMC		3	3	6	4.40	6	0
10	Chitradurga	URBAN	200	129	329	75.88	160	169
		RURAL	1	1	2	0.10	2	0
		TOTAL	201	130	331	14.06	162	169
	Towns with Population one lakh and above							
	Chitradurga CMC		96	76	172	98.68	155	17
11	Dakshina Kannada	URBAN	160	100	260	26.05	249	11
		RURAL	4	15	19	1.17	19	0
		TOTAL	164	115	279	10.61	268	11
	Towns with Population one lakh and above							
	Mangaluru CC		179	105	284	45.42	205	79
12	Davanagere	URBAN	150	132	282	32.70	216	66
		RURAL	2	1	3	0.18	3	0
		TOTAL	152	133	285	11.19	219	66

**TABLE D-13 : INFANTS DEATHS BY PLACE OF RESIDENCE, DISTRICTS (RURAL & URBAN) AND TOWNS WITH POPULATION ONE LAKH AND ABOVE - 2023**

Sl. No.	Districts	Deaths by Place of Residence of Mother			Infant Mortality Rate	Place of Ocuence		
		Male	Female	Total		Within the Area	Outside the Area	
1	2	3	4	5	6	7	8	
	Towns with Population one lakh and above							
	Davangere CC		281	212	493	80.83	212	281
13	Dharwad	URBAN	280	199	479	35.72	432	47
		RURAL	1	0	1	0.06	1	0
		TOTAL	281	199	480	16.58	433	47
	Towns with Population one lakh and above							
	Hubli-Dharwad CC		526	380	906	72.78	431	475
14	Gadag	URBAN	130	100	230	43.55	136	94
		RURAL	0	1	1	0.08	1	0
		TOTAL	130	101	231	12.49	137	94
	Towns with Population one lakh and above							
	Gadag-Betageri CMC		130	91	221	92.28	134	87
15	Hassan	URBAN	108	88	196	39.92	165	31
		RURAL	0	0	0	0.00	0	0
		TOTAL	108	88	196	9.29	165	31
	Towns with Population one lakh and above							
	Hassan CMC		177	120	297	117.53	163	134
16	Haveri	URBAN	190	138	328	55.14	20	308
		RURAL	1	5	6	0.30	5	1
		TOTAL	191	143	334	12.75	25	309
	Towns with Population one lakh and above							
	Ranebennur CMC		7	9	16	10.80	14	2
17	Kalaburagi	URBAN	254	162	416	15.92	359	57
		RURAL	3	6	9	0.23	9	0
		TOTAL	257	168	425	6.46	368	57
	Towns with Population one lakh and above							
	Kalaburagi CC		255	167	422	21.99	359	63
18	Kodagu	URBAN	23	12	35	26.74	4	31
		RURAL	1	2	3	0.63	3	0
		TOTAL	24	14	38	6.23	7	31
19	Kolar	URBAN	105	76	181	23.50	142	39
		RURAL	0	0	0	0.00	0	0
		TOTAL	105	76	181	8.89	142	39
	Towns with Population one lakh and above							
	Kolar CMC		98	61	159	48.51	140	19
	Robertsonpet CMC		1	0	1	0.65	1	0
20	Koppala	URBAN	61	42	103	17.23	11	92
		RURAL	0	4	4	0.18	4	0
		TOTAL	61	46	107	3.72	15	92
	Towns with Population one lakh and above							
	Gangavathi CMC		2	0	2	1.05	1	1
21	Mandya	URBAN	115	85	200	51.06	93	107
		RURAL	0	4	4	0.25	2	2
		TOTAL	115	89	204	10.25	95	109
	Towns with Population one lakh and above							
	Mandya CMC		67	50	117	111.22	85	32
22	Mysuru	URBAN	290	228	518	27.92	490	28
		RURAL	1	0	1	0.06	1	0
		TOTAL	291	228	519	14.37	491	28
	Towns with Population one lakh and above							
	Mysuru CC		401	329	730	43.72	485	245
23	Raichuru	URBAN	74	44	118	11.83	50	68

**TABLE D-13 : INFANTS DEATHS BY PLACE OF RESIDENCE, DISTRICTS (RURAL & URBAN) AND TOWNS WITH POPULATION ONE LAKH AND ABOVE - 2023**

Sl. No.	Districts		Deaths by Place of Residence of Mother			Infant Mortality Rate	Place of Ocuence	
			Male	Female	Total		Within the Area	Outside the Area
1	2		3	4	5	6	7	8
		RURAL	3	1	4	0.10	2	2
		TOTAL	77	45	122	2.45	52	70
	Towns with Population one lakh and above							
		Raichur CMC	39	22	61	12.92	50	11
24	Ramanagara	URBAN	51	36	87	24.01	6	81
		RURAL	6	2	8	0.86	3	5
		TOTAL	57	38	95	7.35	9	86
25	Shivamogga	URBAN	125	102	227	23.05	196	31
		RURAL	3	1	4	0.28	4	0
		TOTAL	128	103	231	9.54	200	31
	Towns with Population one lakh and above							
		Bhadravathi CMC	0	3	3	2	3	0
		Shivamogga CC	191	137	328	62.18	189	139
26	Tumakuru	URBAN	167	97	264	34.29	123	141
		RURAL	2	5	7	0.29	6	1
		TOTAL	169	102	271	8.56	129	142
	Towns with Population one lakh and above							
		Tumakuru CC	80	42	122	40.41	109	13
27	Udupi	URBAN	40	26	66	21.58	38	28
		RURAL	3	3	6	0.60	6	0
		TOTAL	43	29	72	5.51	44	28
	Towns with Population one lakh and above							
		Udupi CMC	62	33	95	35.02	37	58
28	Uttara Kannada	URBAN	107	63	170	31.32	55	115
		RURAL	3	5	8	0.63	8	0
		TOTAL	110	68	178	9.80	63	115
29	Vijayanagara	URBAN	107	77	184	29.03	3	181
		RURAL	1	0	1	0.05	1	0
		TOTAL	108	77	185	7.46	4	181
	Towns with Population one lakh and above							
		Hospet CMC	0	0	0	0	0	0
30	Vijayapura	URBAN	180	129	309	22.15	264	45
		RURAL	6	5	11	0.30	11	0
		TOTAL	186	134	320	6.36	275	45
	Towns with Population one lakh and above							
		Vijayapura CC	174	115	289	40.77	263	26
31	Yadagiri	URBAN	38	25	63	10.40	0	63
		RURAL	1	2	3	0.11	3	0
		TOTAL	39	27	66	2.01	3	63
32	Others	URBAN	302	212	514	0	0	514
		RURAL	5	2	7	0	0	7
		TOTAL	307	214	521	0	0	521
	STATE	URBAN	4843	3480	8323	22.70	#VALUE!	2997
		RURAL	78	89	167	0.26	143	24
		TOTAL	4921	3569	8490	8.23	5469	3021

**TABLE D-14 INFANT DEATHS BY AGE AND SEX (RURAL & URBAN) - 2023**

SL. No.	Age	Rural			Urban			All Area		
		Male	Female	Total	Male	Female	Total	Male	Female	Total
1	2	3	4	6	7	8	10	11	12	14
1	< 7 DAYS	17	9	26	2443	1773	4216	2460	1782	4242
2	7 DAYS - 28 DAYS	11	9	20	924	605	1529	935	614	1549
3	28 DAYS - 1 YEARS	50	71	121	1476	1102	2578	1526	1173	2699
4	Age Not Stated	0	0	0	0	0	0	0	0	0
	<b>Total</b>	<b>78</b>	<b>89</b>	<b>167</b>	<b>4843</b>	<b>3480</b>	<b>8323</b>	<b>4921</b>	<b>3569</b>	<b>8490</b>

**TABLE D-15 : PREGNANCY RELATED DEATHS BY AGE GROUP OF THE DECEASED AND CAUSE OF DEATH FOR MEDICALLY CERTIFIED DEATH (RURAL & URBAN) - 2023**

Cause of Death	Age of the Deceased									Total
	Below 15	15-19	20-24	25-29	30-34	35-39	40-44	45 & Above	Not Stated	
1	2	3	4	5	6	7	8	9	10	11
<b>RURAL</b>										
27 - SPONTANEOUS ABORTION	0	0	0	0	0	0	0	0	0	0
28 - OBSTRUCTED LABOUR	0	0	0	1	0	0	0	0	0	1
76 - MEDICAL ABORTION	0	0	0	0	0	0	0	0	0	0
<b>Total</b>	<b>0</b>	<b>0</b>	<b>0</b>	<b>1</b>	<b>0</b>	<b>0</b>	<b>0</b>	<b>0</b>	<b>0</b>	<b>1</b>
<b>URBAN</b>										
27 - SPONTANEOUS ABORTION	0	0	0	1	1	0	0	0	0	2
28 - OBSTRUCTED LABOUR	0	0	3	15	9	4	0	0	0	31
76 - MEDICAL ABORTION	0	0	1	0	0	0	0	0	0	1
<b>Total</b>	<b>0</b>	<b>0</b>	<b>4</b>	<b>16</b>	<b>10</b>	<b>4</b>	<b>0</b>	<b>0</b>	<b>0</b>	<b>34</b>
<b>STATE TOTAL</b>										
27 - SPONTANEOUS ABORTION	0	0	0	1	1	0	0	0	0	2
28 - OBSTRUCTED LABOUR	0	0	3	16	9	4	0	0	0	32
76 - MEDICAL ABORTION	0	0	1	0	0	0	0	0	0	1
<b>Total</b>	<b>0</b>	<b>0</b>	<b>4</b>	<b>17</b>	<b>10</b>	<b>4</b>	<b>0</b>	<b>0</b>	<b>0</b>	<b>35</b>

**TABLE D-16 : PREGNANCY RELATED DEATHS BY AGE GROUP OF THE DECEASED AND CAUSE OF DEATH FOR ALL DEATHS MEDICALLY CERTIFIED OR NOT (RURAL & URBAN) - 2023**

Cause of Death	Age of the Deceased									Total
	Belo w 15	15-19	20- 24	25-29	30-34	35-39	40-44	45 & Above	Not State d	
1	2	3	4	5	6	7	8	9	10	11
<b>URBAN</b>										
27 - SPONTANEOUS ABORTION	0	0	0	1	1	0	0	0	0	2
28 - OBSTRUCTED LABOUR	0	0	3	15	9	4	0	0	0	31
76 - MEDICAL ABORTION	0	0	1	0	0	0	0	0	0	1
<b>Total</b>	<b>0</b>	<b>0</b>	<b>4</b>	<b>16</b>	<b>10</b>	<b>4</b>	<b>0</b>	<b>0</b>	<b>0</b>	<b>34</b>
<b>RURAL</b>										
27 - SPONTANEOUS ABORTION	0	0	0	0	0	0	0	0	0	0
28 - OBSTRUCTED LABOUR	0	0	0	1	0	0	0	0	0	1
76 - MEDICAL ABORTION	0	0	0	0	0	0	0	0	0	0
<b>Total</b>	<b>0</b>	<b>0</b>	<b>0</b>	<b>1</b>	<b>0</b>	<b>0</b>	<b>0</b>	<b>0</b>	<b>0</b>	<b>1</b>
<b>STATE TOTAL</b>										
27 - SPONTANEOUS ABORTION	0	0	0	1	1	0	0	0	0	2
28 - OBSTRUCTED LABOUR	0	0	3	16	9	4	0	0	0	32
76 - MEDICAL ABORTION	0	0	1	0	0	0	0	0	0	1
<b>Total</b>	<b>0</b>	<b>0</b>	<b>4</b>	<b>17</b>	<b>10</b>	<b>4</b>	<b>0</b>	<b>0</b>	<b>0</b>	<b>35</b>



**TABLE D-18 : PREGNANCY RELATED DEATHS BY AGE AND OCCUPATION (RURAL & URBAN) - 2023**

SL. NO.	Occupation of the Deceased	Age of the Deceased									Total
		Below 15	15-19	20-24	25-29	30-34	35-39	40-44	45 & Above	Not Stated	
1	2	3	4	5	6	7	8	9	10	11	12
	<b>URBAN</b>										
1	Administrative executive & Managerial Workers	0	0	0	0	0	0	0	0	0	0
2	Clerical & Related workers	0	0	0	1	0	0	0	0	0	1
3	Farmers,Fisherman,etc and related workers	0	0	0	4	1	0	0	0	0	5
4	Non-workers	0	0	3	10	5	4	0	0	0	22
5	Not-Notated	0	0	0	1	2	0	0	0	0	3
6	Production and other related workers	0	0	0	0	0	0	0	0	0	0
7	Professional,Technical & Related workers	0	0	0	0	0	0	0	0	0	0
8	Sales Workers	0	0	0	0	0	0	0	0	0	0
9	Service Workers	0	0	1	0	1	0	0	0	0	2
10	Workers whose occupations not elsewhere classified	0	0	0	0	1	0	0	0	0	1
	<b>Total</b>	<b>0</b>	<b>0</b>	<b>4</b>	<b>16</b>	<b>10</b>	<b>4</b>	<b>0</b>	<b>0</b>	<b>0</b>	<b>34</b>
	<b>RURAL</b>										
1	Administrative executive & Managerial Workers	0	0	0	0	0	0	0	0	0	0
2	Clerical & Related workers	0	0	0	0	0	0	0	0	0	0
3	Farmers,Fisherman,etc and related workers	0	0	0	1	0	0	0	0	0	1
4	Non-workers	0	0	0	0	0	0	0	0	0	0
5	Not-Notated	0	0	0	0	0	0	0	0	0	0
6	Production and other related workers	0	0	0	0	0	0	0	0	0	0
7	Professional,Technical & Related workers	0	0	0	0	0	0	0	0	0	0
8	Sales Workers	0	0	0	0	0	0	0	0	0	0
9	Service Workers	0	0	0	0	0	0	0	0	0	0
10	Workers whose occupations not elsewhere classified	0	0	0	0	0	0	0	0	0	0
	<b>Total</b>	<b>0</b>	<b>0</b>	<b>0</b>	<b>1</b>	<b>0</b>	<b>0</b>	<b>0</b>	<b>0</b>	<b>0</b>	<b>1</b>
	<b>STATE TOTAL</b>										
1	Administrative executive & Managerial Workers	0	0	0	0	0	0	0	0	0	0
2	Clerical & Related workers	0	0	0	1	0	0	0	0	0	1
3	Farmers,Fisherman,etc and related workers	0	0	0	5	1	0	0	0	0	6
4	Non-workers	0	0	3	10	5	4	0	0	0	22
5	Not-Notated	0	0	0	1	2	0	0	0	0	3
6	Production and other related workers	0	0	0	0	0	0	0	0	0	0
7	Professional,Technical & Related workers	0	0	0	0	0	0	0	0	0	0
8	Sales Workers	0	0	0	0	0	0	0	0	0	0
9	Service Workers	0	0	1	0	1	0	0	0	0	2
10	Workers whose occupations not elsewhere classified	0	0	0	0	1	0	0	0	0	1
	<b>Total</b>	<b>0</b>	<b>0</b>	<b>4</b>	<b>17</b>	<b>10</b>	<b>4</b>	<b>0</b>	<b>0</b>	<b>0</b>	<b>35</b>

TABLE D-19 DEATHS BY SELECTED CAUSE OF DEATH, AGE, SEX AND HABITS-(RURAL) - 2023

SL. No.	CAUSE ID	Selected cause of death	Sex	Age Group									Total		
				Below 15	15-24	25-34	35-44	45-54	55-64	65-69	70 & above	Age not Stated			
1	2	3	4	5	6	7	8	9	10	11	12	13	14		
<b>Only smoking</b>															
1	2	TYPHOID FEVER AND PARATYPHOID FEVERS	Male	0	0	0	1	3	2	0	0	0	0	6	
			Female	0	0	0	0	0	0	0	0	0	0	0	0
			Total	0	0	0	1	3	2	0	0	0	0	0	6
2	3	FOOD POISONING	Male	0	0	0	0	0	0	0	0	0	0	0	
			Female	0	0	0	0	1	0	0	0	0	0	1	
			Total	0	0	0	0	1	0	0	0	0	0	1	
3	4	DIARRHOEA AND GASTROENTERITIS OF PRESUMED INFECTIOUS ORIGIN	Male	0	0	0	0	2	2	0	2	0	0	6	
			Female	0	0	0	0	0	0	0	0	0	0	0	
			Total	0	0	0	0	2	2	0	2	0	0	6	
4	5	RESPIRATORY TUBERCULOSIS	Male	0	2	10	10	14	18	6	26	0	0	86	
			Female	0	0	0	0	0	0	0	1	0	0	1	
			Total	0	2	10	10	14	18	6	27	0	0	87	
5	12	RABIES	Male	0	0	0	0	1	1	0	1	0	0	3	
			Female	0	0	0	0	0	0	0	0	0	0	0	
			Total	0	0	0	0	1	1	0	1	0	0	3	
6	14	OTHER AND UNSPECIFIED NEOPLASM	Male	0	1	1	14	13	21	9	13	0	0	72	
			Female	0	0	0	1	0	1	1	0	0	0	3	
			Total	0	1	1	15	13	22	10	13	0	0	75	
7	15	DIABETES MELLITUS	Male	0	0	2	19	26	25	18	19	0	0	109	
			Female	0	0	0	0	1	0	0	0	0	0	1	
			Total	0	0	2	19	27	25	18	19	0	0	110	
8	16	OTHER ANAEMIAS(D50-D55,D57-D64)	Male	0	0	4	2	5	5	2	9	0	0	27	
			Female	0	0	0	1	0	0	0	0	0	0	1	
			Total	0	0	4	3	5	5	2	9	0	0	28	
9	17	OTHER VIRAL ENCEPHALITIS	Male	0	1	1	2	0	0	0	1	0	0	5	
			Female	0	0	0	0	0	0	0	0	0	0	0	
			Total	0	1	1	2	0	0	0	1	0	0	5	
10	18	OTHER FORMS OF HEART DISEASES	Male	0	3	20	42	73	120	59	155	0	0	472	
			Female	0	0	0	0	0	2	3	9	0	0	14	
			Total	0	3	20	42	73	122	62	164	0	0	486	
11	19	PNEUMONIA	Male	0	1	12	29	32	40	26	51	0	0	191	
			Female	0	0	1	0	0	0	0	1	0	0	2	
			Total	0	1	13	29	32	40	26	52	0	0	193	
12	20	INFLUENZA	Male	0	0	0	1	0	1	0	0	0	0	2	
			Female	0	0	0	0	0	0	0	0	0	0	0	
			Total	0	0	0	1	0	1	0	0	0	0	2	
13	21	ASTHMA	Male	0	0	3	19	22	68	30	116	0	0	258	
			Female	0	0	0	1	2	1	1	3	0	0	8	
			Total	0	0	3	20	24	69	31	119	0	0	266	
14	22	OTHER VIRAL HEPATITIS (Jaundice) e)	Male	0	0	3	10	9	2	2	1	0	0	27	
			Female	0	0	0	0	0	0	0	0	0	0	0	
			Total	0	0	3	10	9	2	2	1	0	0	27	
15	23	DISEASES OF THE LIVER	Male	0	2	30	79	69	45	15	13	1	0	254	
			Female	0	0	0	0	2	0	0	0	0	0	2	
			Total	0	2	30	79	71	45	15	13	1	0	256	
16	24	GASTRIC AND DUODENAL ULCER	Male	0	0	1	0	2	5	1	1	0	0	10	
			Female	0	0	0	0	0	0	0	0	0	0	0	
			Total	0	0	1	0	2	5	1	1	0	0	10	
17	25	DISEASES OF APPENDIX	Male	0	0	1	1	3	0	0	0	0	0	5	
			Female	0	0	0	0	0	0	0	0	0	0	0	
			Total	0	0	1	1	3	0	0	0	0	0	5	
18	26	GENITAL URINARY SYSTEM	Male	0	0	1	1	0	2	0	1	0	0	5	
			Female	0	0	0	0	0	0	0	0	0	0	0	
			Total	0	0	1	1	0	2	0	1	0	0	5	
19	30	CEREBROVASCULAR DISEASES	Male	0	0	1	15	30	24	18	37	0	0	125	
			Female	0	0	0	0	0	0	1	0	0	0	1	
			Total	0	0	1	15	30	24	19	37	0	0	126	
20	31	SENILITY	Male	0	0	0	0	0	54	53	262	1	0	370	
			Female	0	0	0	0	0	2	4	10	1	0	17	

TABLE D-19 DEATHS BY SELECTED CAUSE OF DEATH, AGE, SEX AND HABITS-(RURAL) - 2023

SL. No.	CAUSE ID	Selected cause of death	Sex	Age Group									Total
				Below 15	15-24	25-34	35-44	45-54	55-64	65-69	70 & above	Age not Stated	
1	2	3	4	5	6	7	8	9	10	11	12	13	14
			Total	0	0	0	0	0	56	57	272	2	387
21	32	Others not else where classified	Male	0	5	32	34	19	22	10	14	0	136
			Female	0	0	0	0	0	2	0	0	0	2
			Total	0	5	32	34	19	24	10	14	0	138
22	33	BITES OF SNAKES AND OTHER VENOMOUS ANIMALS MOUS ANIMALS	Male	0	0	0	2	0	3	2	2	0	9
			Female	0	0	0	0	0	0	0	0	0	0
			Total	0	0	0	2	0	3	2	2	0	9
23	34	BURNS AND CORROSIONS	Male	0	0	0	1	1	2	0	0	0	4
			Female	0	0	0	0	0	0	0	0	0	0
			Total	0	0	0	1	1	2	0	0	0	4
24	35	ACCIDENTAL FALLS	Male	0	0	3	10	11	9	2	6	0	41
			Female	0	0	0	0	0	0	1	0	0	1
			Total	0	0	3	10	11	9	3	6	0	42
25	36	POISONINGS BY DRUGS AND BIOLOGICAL SUBSTANCES,AND TOXIC EFFECTS	Male	0	5	16	20	21	19	5	12	0	98
			Female	0	0	0	0	0	0	0	0	0	0
			Total	0	5	16	20	21	19	5	12	0	98
26	37	MOTOR VEHICLE TRAFFIC ACCIDENT	Male	0	1	5	4	5	4	0	4	0	23
			Female	0	0	0	0	0	0	0	0	0	0
			Total	0	1	5	4	5	4	0	4	0	23
27	38	OTHER ROAD VEHICLE ACCIDENTS	Male	0	1	4	7	14	5	3	5	0	39
			Female	0	0	0	0	0	1	0	0	0	1
			Total	0	1	4	7	14	6	3	5	0	40
28	39	INTENTIONAL SELF-HARM(SUICIDE-ATTEMPTED) ATTEMPTED)	Male	0	1	8	15	15	11	4	3	0	57
			Female	0	0	0	0	0	0	0	1	0	1
			Total	0	1	8	15	15	11	4	4	0	58
29	40	ASSAULT(HOMICIDE)	Male	0	0	0	0	2	1	0	3	0	6
			Female	0	0	0	0	0	0	0	0	0	0
			Total	0	0	0	0	2	1	0	3	0	6
30	42	VIRAL FEVER	Male	0	0	0	0	0	0	1	1	0	2
			Female	0	0	0	0	0	0	0	0	0	0
			Total	0	0	0	0	0	0	1	1	0	2
31	43	RENAL FAILURE and OTHER DISORDERS OF KIDNEY AND URETER ERS OF KIDNEY AND URETER	Male	0	0	14	41	50	39	19	29	0	192
			Female	0	0	0	0	2	0	0	0	0	2
			Total	0	0	14	41	52	39	19	29	0	194
32	44	SEPTICAEMIA	Male	0	1	8	32	35	45	11	49	0	181
			Female	0	0	0	0	0	1	0	0	0	1
			Total	0	1	8	32	35	46	11	49	0	182
33	46	COVID 19 VIRUS IDENTIFIED	Male	0	0	0	1	0	0	0	0	0	1
			Female	0	0	0	0	0	0	0	0	0	0
			Total	0	0	0	1	0	0	0	0	0	1
34	47	TUBERCULOSIS OF OTHER ORGANS AND MILIARY TUBERCULOSIS ND MILIARY TUBERCULOSIS	Male	0	0	4	7	10	9	3	5	0	38
			Female	0	0	1	0	0	2	1	1	0	5
			Total	0	0	5	7	10	11	4	6	0	43
35	49	HUMAN IMMUNODEFICIENCY VIRUS[HIV]DISEASE	Male	0	0	0	5	6	1	0	0	0	12
			Female	0	0	0	0	0	0	0	0	0	0
			Total	0	0	0	5	6	1	0	0	0	12
36	50	MALIGNANT NEOPLASMS OF LIP, ORAL CAVITY AND PHARYNX AL CAVITY AND PHARYNX	Male	0	0	6	11	15	35	7	17	0	91
			Female	0	0	0	0	0	0	0	0	0	0
			Total	0	0	6	11	15	35	7	17	0	91
37	51	MALIGNANT NEOPLASM OF OESOPHAGUSUS	Male	0	0	1	1	7	10	4	5	0	28
			Female	0	0	0	0	0	0	0	0	0	0
			Total	0	0	1	1	7	10	4	5	0	28
38	52	MALIGNANT NEOPLASM OF STOMACH	Male	0	0	2	2	7	9	4	10	0	34
			Female	0	0	0	0	1	0	0	0	0	1
			Total	0	0	2	2	8	9	4	10	0	35
39	53	MALIGNANT NEOPLASMS OF LIVER AND INTRAHEPATIC BILE DUCTS ND INTRAHEPATIC BILE DUCTS	Male	0	0	3	8	7	12	2	12	0	44
			Female	0	0	0	0	0	0	0	0	0	0
			Total	0	0	3	8	7	12	2	12	0	44
40	54	MALIGNANT NEOPLASMS OF LARYNX,	Male	0	0	1	3	20	37	19	31	0	111

TABLE D-19 DEATHS BY SELECTED CAUSE OF DEATH, AGE, SEX AND HABITS-(RURAL) - 2023

SL. No.	CAUSE ID	Selected cause of death	Sex	Age Group									Total
				Below 15	15-24	25-34	35-44	45-54	55-64	65-69	70 & above	Age not Stated	
1	2	3	4	5	6	7	8	9	10	11	12	13	14
		TRACHEA, BRONCHUS AND LUNG	Female	0	0	0	0	0	0	0	0	0	0
			Total	0	0	1	3	20	37	19	31	0	111
41	57	MALIGNANT NEOPLASMS OF LARYNX, TRACHEA, BRONCHUS AND LUNG	Male	0	0	0	0	0	0	0	1	0	1
			Female	0	0	0	0	0	0	0	0	0	0
			Total	0	0	0	0	0	0	0	1	0	1
42	58	MALIGNANT NEOPLASM OF BLADDER	Male	0	0	1	4	8	5	0	7	0	25
			Female	0	0	0	0	0	0	0	0	0	0
			Total	0	0	1	4	8	5	0	7	0	25
43	59	MALIGNANT NEOPLASMS OF MENINGES,BRAIN AND OTHER PARTS OF CENTRAL NERVOUSS,BRAIN AND OTHER PARTS OF CENTRAL NERVOUS	Male	0	0	0	1	2	3	0	2	0	8
			Female	0	0	0	0	0	0	0	0	0	0
			Total	0	0	0	1	2	3	0	2	0	8
44	60	LEUKAEMIA	Male	0	0	0	1	0	3	1	5	0	10
			Female	0	0	0	0	0	0	0	0	0	0
			Total	0	0	0	1	0	3	1	5	0	10
45	61	OTHER PROTEIN-ENERGY MALNUTRITION ION	Male	0	0	0	1	5	4	4	2	0	16
			Female	0	0	0	0	0	0	0	1	0	1
			Total	0	0	0	1	5	4	4	3	0	17
46	62	DISORDERS OF THYROID GLAND	Male	0	0	0	0	1	0	2	1	0	4
			Female	0	0	0	0	0	0	0	0	0	0
			Total	0	0	0	0	1	0	2	1	0	4
47	63	SCHIZOPHRENIA, SCHIZOTYPAL & DELUSIONA and MENTAL BEHAVIOURAL DISORDERS ELUSIONA and MENTAL BEHAVIOURAL DISORDERS	Male	0	0	0	1	0	0	1	0	0	2
			Female	0	0	0	0	0	0	0	0	0	0
			Total	0	0	0	1	0	0	1	0	0	2
48	64	OTHER INFLAMMATORY DISEASES OF THE CENTRAL NERVOUS SYSTEM THE CENTRAL NERVOUS SYSTEM	Male	0	1	1	2	2	10	1	10	0	27
			Female	0	0	0	0	0	0	0	0	0	0
			Total	0	1	1	2	2	10	1	10	0	27
49	65	EPILEPSY	Male	0	0	5	5	7	1	1	3	0	22
			Female	0	0	0	0	0	0	0	0	0	0
			Total	0	0	5	5	7	1	1	3	0	22
50	66	HYPERTENSIVE HEART DISEASES	Male	0	5	17	52	69	84	50	101	0	378
			Female	0	0	0	1	1	3	1	0	0	6
			Total	0	5	17	53	70	87	51	101	0	384
51	67	ACUTE MYOCARDIAL INFARCTION	Male	0	4	36	122	179	196	79	170	0	786
			Female	0	0	0	3	1	2	1	6	0	13
			Total	0	4	36	125	180	198	80	176	0	799
52	68	ARTERIAL EMBOLISM AND THROMBOSISPHLEBITIS,THROMBOPHLEBITIS,VENOUS EMBOLISM AND THROMBOSIS ISPHLEBITIS,THROMBOPHLEBITIS,VENOUS EMBOLISM AND THROMBOSIS	Male	0	0	0	0	2	0	1	2	0	5
			Female	0	0	0	0	0	0	0	0	0	0
			Total	0	0	0	0	2	0	1	2	0	5
53	69	BRONCHITIS ,BRONCHIOLITIS and UNSPECIFIED EMPHYSEMA UNSPECIFIED EMPHYSEMA	Male	0	0	1	8	13	20	19	39	0	100
			Female	0	0	0	1	0	0	0	1	0	2
			Total	0	0	1	9	13	20	19	40	0	102
54	70	PLEURISY	Male	0	0	0	0	0	0	0	1	0	1
			Female	0	0	0	0	0	0	0	0	0	0
			Total	0	0	0	0	0	0	0	1	0	1
55	71	PARALYTIC ILEUS AND INTESTINAL OBSTRUCTION WITHOUT HERNIA OBSTRUCTION WITHOUT HERNIA	Male	0	0	1	6	17	28	14	30	0	96
			Female	0	0	0	0	0	0	0	1	0	1
			Total	0	0	1	6	17	28	14	31	0	97
56	72	PERITONITIS	Male	0	0	1	3	2	1	1	3	0	11
			Female	0	0	0	0	0	0	0	0	0	0
			Total	0	0	1	3	2	1	1	3	0	11
57	73	CHOLELITHIASIS AND CHOLECYSTITIS	Male	0	0	2	2	3	4	1	1	0	13
			Female	0	0	0	0	0	1	0	0	0	1
			Total	0	0	2	2	3	5	1	1	0	14
58	74	DISORDERS OF THE PANCREAS	Male	0	0	5	3	3	2	2	2	0	17
			Female	0	0	0	0	0	0	0	0	0	0
			Total	0	0	5	3	3	2	2	2	0	17
59	75	RHEUMATOID ARTHRITIS AND OTHER INFLAMMATORY POLYARTHROPATHIES	Male	0	0	1	0	0	0	0	1	0	2
			Female	0	0	0	0	1	0	0	0	0	1
			Total	0	0	1	0	1	0	0	1	0	3

TABLE D-19 DEATHS BY SELECTED CAUSE OF DEATH, AGE, SEX AND HABITS-(RURAL) - 2023

SL. No.	CAUSE ID	Selected cause of death	Sex	Age Group									Total
				Below 15	15-24	25-34	35-44	45-54	55-64	65-69	70 & above	Age not Stated	
1	2	3	4	5	6	7	8	9	10	11	12	13	14
60	82	FEVER OF UNKNOWN ORIGIN	Male	0	0	2	5	5	7	2	3	0	24
			Female	0	0	0	0	0	0	0	0	0	0
			Total	0	0	2	5	5	7	2	3	0	24
61	83	SHOCK, NOT ELSEWHERE CLASSIFIED	Male	0	1	11	39	36	49	14	38	0	188
			Female	0	0	0	0	1	1	0	1	0	3
			Total	0	1	11	39	37	50	14	39	0	191
62	84	FRACTURE OF SKULL AND FACIAL BONES	Male	0	0	0	0	0	1	0	0	0	1
			Female	0	0	0	0	0	0	0	0	0	0
			Total	0	0	0	0	0	1	0	0	0	1
63	85	FRACTURE OF NECK, THORAX OR PELVIS	Male	0	0	0	0	1	0	0	1	0	2
			Female	0	0	0	0	0	0	0	0	0	0
			Total	0	0	0	0	1	0	0	1	0	2
64	87	FRACTURE OF LOWER LIMB	Male	0	0	0	0	1	0	0	1	0	2
			Female	0	0	0	0	0	0	0	0	0	0
			Total	0	0	0	0	1	0	0	1	0	2
65	88	FRACTURES INVOLVING MULTIPLE BODY REGIONS, AND OF UNSPECIFIED BODY REGION ODY REGIONS, AND OF UNSPECIFIED BODY REGION	Male	0	0	1	1	1	1	1	3	0	8
			Female	0	0	0	0	0	0	0	0	0	0
			Total	0	0	1	1	1	1	1	3	0	8
66	89	INTRACRANIAL AND INTERNAL INJURIES INCLUDING NERVES	Male	0	0	1	1	0	1	1	1	0	5
			Female	0	0	0	0	0	0	0	0	0	0
			Total	0	0	1	1	0	1	1	1	0	5
67	90	CRUSHING INJURIES AND TRAUMATIC AMPUTATIONS OF SPECIFIED AND MULTIPLE BODY REGIONS AMPUTATIONS OF SPECIFIED AND MULTIPLE BODY REGIONS	Male	0	0	1	1	1	1	0	0	0	4
			Female	0	0	0	0	0	0	0	0	0	0
			Total	0	0	1	1	1	1	0	0	0	4
68	91	OTHER INJURIES OF SPECIFIED, UNSPECIFIED AND MULTIPLE BODY REGIONS SPECIFIED AND MULTIPLE BODY REGIONS	Male	0	1	1	2	2	1	0	3	0	10
			Female	0	0	0	0	0	0	0	1	0	1
			Total	0	1	1	2	2	1	0	4	0	11
69	92	EFFECTS OF FOREIGN BODY ENTERING THROUGH NATURAL ORIFICE NG THROUGH NATURAL ORIFICE	Male	0	0	0	0	0	0	0	1	0	1
			Female	0	0	0	0	0	0	0	0	0	0
			Total	0	0	0	0	0	0	0	1	0	1
70	93	RAILWAY ACCIDENTS	Male	0	0	1	1	0	0	0	1	0	3
			Female	0	0	0	0	0	0	0	0	0	0
			Total	0	0	1	1	0	0	0	1	0	3
71	96	ALL OTHER TRANSPORT ACCIDENTS	Male	0	4	5	2	5	5	1	7	0	29
			Female	0	0	0	0	0	0	1	0	0	1
			Total	0	4	5	2	5	5	2	7	0	30
72	97	ACCIDENTAL DROWING AND SUBMERSION	Male	0	0	2	5	6	2	2	0	0	17
			Female	0	0	0	0	0	0	0	0	0	0
			Total	0	0	2	5	6	2	2	0	0	17
73	100	ACCIDENTS CAUSED BY MACHINERY, AND BY CUTTING PIERCING INSTRUMENTS AND BY CUTTING PIERCING INSTRUMENTS	Male	0	0	0	0	0	0	0	1	0	1
			Female	0	0	0	0	0	0	0	0	0	0
			Total	0	0	0	0	0	0	0	1	0	1
74	101	ACCIDENTS CAUSED BY FIREARM MISSILE	Male	0	0	0	0	0	0	0	1	0	1
			Female	0	0	0	0	0	0	0	0	0	0
			Total	0	0	0	0	0	0	0	1	0	1
75	102	ACCIDENTAL POISONING BY AND EXPOSURE TO NOXIOUS SUBSTANCES XPOSURE TO NOXIOUS SUBSTANCES	Male	0	1	0	3	1	1	0	3	0	9
			Female	0	0	0	1	0	0	0	0	0	1
			Total	0	1	0	4	1	1	0	3	0	10
76	104	SUN STROKE	Male	0	0	0	0	6	5	1	10	0	22
			Female	0	0	0	0	0	0	0	0	0	0
			Total	0	0	0	0	6	5	1	10	0	22
77	105	COVID 19 VIRUS NOT IDENTIFIED CLINICALLY	Male	0	0	0	0	0	2	0	0	0	2
			Female	0	0	0	0	0	0	0	0	0	0
			Total	0	0	0	0	0	2	0	0	0	2
78	106	DENGUE FEVER	Male	0	0	0	0	0	1	0	0	0	1
			Female	0	0	0	0	0	0	0	0	0	0
			Total	0	0	0	0	0	1	0	0	0	1
		<b>Total</b>	<b>Male</b>	<b>0</b>	<b>41</b>	<b>293</b>	<b>720</b>	<b>927</b>	<b>1146</b>	<b>534</b>	<b>1371</b>	<b>2</b>	<b>5034</b>
			<b>Female</b>	<b>0</b>	<b>0</b>	<b>2</b>	<b>9</b>	<b>13</b>	<b>19</b>	<b>15</b>	<b>37</b>	<b>1</b>	<b>96</b>
			<b>Total</b>	<b>0</b>	<b>0</b>	<b>0</b>	<b>1</b>	<b>3</b>	<b>2</b>	<b>0</b>	<b>0</b>	<b>0</b>	<b>5130</b>

TABLE D-19 DEATHS BY SELECTED CAUSE OF DEATH, AGE, SEX AND HABITS-(RURAL) - 2023

SL. No.	CAUSE ID	Selected cause of death	Sex	Age Group									Total		
				Below 15	15-24	25-34	35-44	45-54	55-64	65-69	70 & above	Age not Stated			
1	2	3	4	5	6	7	8	9	10	11	12	13	14		
<b>Smoking,Chewing Tobacco &amp; Arecanut</b>															
1	2	TYPHOID FEVER AND PARATYPHOID FEVERS	Male	0	0	0	1	1	1	0	0	0	0	3	
			Female	0	0	0	0	0	0	0	0	0	0	0	0
			Total	0	0	0	1	1	1	0	0	0	0	0	3
2	3	FOOD POISONING	Male	0	0	0	0	0	0	0	0	0	0	0	
			Female	0	0	0	0	1	0	0	0	0	0	1	
			Total	0	0	0	0	1	0	0	0	0	0	1	
3	4	DIARRHOEA AND GASTROENTERITIS OF PRESUMED INFECTIOUS ORIGIN	Male	0	0	0	0	0	1	0	0	0	0	1	
			Female	0	0	0	0	0	0	0	0	0	0	0	
			Total	0	0	0	0	0	1	0	0	0	0	1	
4	5	RESPIRATORY TUBERCULOSIS	Male	0	0	1	0	1	3	1	8	0	0	14	
			Female	0	0	0	0	0	0	0	0	0	0	0	
			Total	0	0	1	0	1	3	1	8	0	0	14	
5	14	OTHER AND UNSPECIFIED NEOPLASM	Male	0	0	0	5	4	3	2	0	0	0	14	
			Female	0	0	0	0	0	1	0	0	0	0	1	
			Total	0	0	0	5	4	4	2	0	0	0	15	
6	15	DIABETES MELLITUS	Male	0	0	0	3	3	4	2	3	0	0	15	
			Female	0	0	0	0	1	0	0	0	0	0	1	
			Total	0	0	0	3	4	4	2	3	0	0	16	
7	16	OTHER ANAEMIAS(D50-D55,D57-D64)	Male	0	0	0	1	2	1	1	1	0	0	6	
			Female	0	0	0	0	0	0	0	0	0	0	0	
			Total	0	0	0	1	2	1	1	1	0	0	6	
8	17	OTHER VIRAL ENCEPHALITIS	Male	0	0	0	2	0	0	0	0	0	0	2	
			Female	0	0	0	0	0	0	0	0	0	0	0	
			Total	0	0	0	2	0	0	0	0	0	0	2	
9	18	OTHER FORMS OF HEART DISEASES	Male	0	0	4	12	14	16	11	30	0	0	87	
			Female	0	0	0	0	0	1	1	2	0	0	4	
			Total	0	0	4	12	14	17	12	32	0	0	91	
10	19	PNEUMONIA	Male	0	0	3	9	7	8	1	5	0	0	33	
			Female	0	0	1	0	0	0	0	1	0	0	2	
			Total	0	0	4	9	7	8	1	6	0	0	35	
11	20	INFLUENZA	Male	0	0	0	0	0	1	0	0	0	0	1	
			Female	0	0	0	0	0	0	0	0	0	0	0	
			Total	0	0	0	0	0	1	0	0	0	0	1	
12	21	ASTHMA	Male	0	0	0	2	2	14	7	18	0	0	43	
			Female	0	0	0	0	0	1	0	2	0	0	3	
			Total	0	0	0	2	2	15	7	20	0	0	46	
13	22	OTHER VIRAL HEPATITIS (Jaundice)	Male	0	0	1	5	1	0	0	0	0	0	7	
			Female	0	0	0	0	0	0	0	0	0	0	0	
			Total	0	0	1	5	1	0	0	0	0	0	7	
14	23	DISEASES OF THE LIVER	Male	0	0	10	33	18	8	3	2	0	0	74	
			Female	0	0	0	0	2	0	0	0	0	0	2	
			Total	0	0	10	33	20	8	3	2	0	0	76	
15	25	DISEASES OF APPENDIX	Male	0	0	0	1	1	0	0	0	0	0	2	
			Female	0	0	0	0	0	0	0	0	0	0	0	
			Total	0	0	0	1	1	0	0	0	0	0	2	
16	26	Genital Urinary system	Male	0	0	1	0	0	1	0	0	0	0	2	
			Female	0	0	0	0	0	0	0	0	0	0	0	
			Total	0	0	1	0	0	1	0	0	0	0	2	
17	30	CEREBROVASCULAR DISEASES	Male	0	0	0	3	6	5	2	4	0	0	20	
			Female	0	0	0	0	0	0	0	0	0	0	0	
			Total	0	0	0	3	6	5	2	4	0	0	20	
18	31	SENILITY	Male	0	0	0	0	0	8	7	44	0	0	59	
			Female	0	0	0	0	0	1	2	4	0	0	7	
			Total	0	0	0	0	0	9	9	48	0	0	66	
19	32	Others not else where classified	Male	0	2	8	8	2	5	1	2	0	0	28	
			Female	0	0	0	0	0	0	0	0	0	0	0	
			Total	0	2	8	8	2	5	1	2	0	0	28	
20	33	BITES OF SNAKES AND OTHER VENOMOUS ANIMALS	Male	0	0	0	0	0	0	1	0	0	1		
			Female	0	0	0	0	0	0	0	0	0	0	0	

TABLE D-19 DEATHS BY SELECTED CAUSE OF DEATH, AGE, SEX AND HABITS-(RURAL) - 2023

SL. No.	CAUSE ID	Selected cause of death	Sex	Age Group									Total
				Below 15	15-24	25-34	35-44	45-54	55-64	65-69	70 & above	Age not Stated	
1	2	3	4	5	6	7	8	9	10	11	12	13	14
			Total	0	0	0	0	0	0	1	0	0	1
21	35	ACCIDENTAL FALLS	Male	0	0	0	1	2	2	0	2	0	7
			Female	0	0	0	0	0	0	0	0	0	0
			Total	0	0	0	1	2	2	0	2	0	7
22	36	POISONINGS BY DRUGS AND BIOLOG	Male	0	1	2	4	3	5	1	5	0	21
			Female	0	0	0	0	0	0	0	0	0	0
			Total	0	1	2	4	3	5	1	5	0	21
23	37	MOTOR VEHICLE TRAFFIC ACCIDENT	Male	0	0	0	1	0	0	0	1	0	2
			Female	0	0	0	0	0	0	0	0	0	0
			Total	0	0	0	1	0	0	0	1	0	2
24	38	OTHER ROAD VEHICLE ACCIDENTS	Male	0	0	1	3	0	1	1	2	0	8
			Female	0	0	0	0	0	0	0	0	0	0
			Total	0	0	1	3	0	1	1	2	0	8
25	39	INTENTIONAL SELF-HARM(SUICIDE-ATTEMPTED)	Male	0	0	1	2	4	1	1	2	0	11
			Female	0	0	0	0	0	0	0	1	0	1
			Total	0	0	1	2	4	1	1	3	0	12
26	43	RENAL FAILURE and OTHER DISORDERS OF KIDNEY AND URETER	Male	0	0	6	18	7	5	5	5	0	46
			Female	0	0	0	0	1	0	0	0	0	1
			Total	0	0	6	18	8	5	5	5	0	47
27	44	SEPTICAEMIA	Male	0	0	1	9	2	2	1	4	0	19
			Female	0	0	0	0	0	0	0	0	0	0
			Total	0	0	1	9	2	2	1	4	0	19
28	47	TUBERCULOSIS OF OTHER ORGANS AND MILIARY TUBERCULOSIS	Male	0	0	1	2	1	0	0	0	0	4
			Female	0	0	0	0	0	0	0	0	0	0
			Total	0	0	1	2	1	0	0	0	0	4
29	49	HUMAN IMMUNODEFICIENCY VIRUS[HIV]DISEASE	Male	0	0	0	0	2	1	0	0	0	3
			Female	0	0	0	0	0	0	0	0	0	0
			Total	0	0	0	0	2	1	0	0	0	3
30	50	MALIGNANT NEOPLASMS OF LIP, ORAL CAVITY AND PHARYNX	Male	0	0	2	2	4	8	2	1	0	19
			Female	0	0	0	0	0	0	0	0	0	0
			Total	0	0	2	2	4	8	2	1	0	19
31	51	MALIGNANT NEOPLASM OF OESOPHAGUS	Male	0	0	0	0	0	1	0	0	0	1
			Female	0	0	0	0	0	0	0	0	0	0
			Total	0	0	0	0	0	1	0	0	0	1
32	52	MALIGNANT NEOPLASM OF STOMACH	Male	0	0	1	1	1	1	1	1	0	6
			Female	0	0	0	0	0	0	0	0	0	0
			Total	0	0	1	1	1	1	1	1	0	6
33	53	MALIGNANT NEOPLASMS OF LIVER AND INTRAHEPATIC BILE DUCTS	Male	0	0	2	1	3	2	0	0	0	8
			Female	0	0	0	0	0	0	0	0	0	0
			Total	0	0	2	1	3	2	0	0	0	8
34	54	MALIGNANT NEOPLASMS OF LARYNX, TRACHEA, BRONCHUS AND LUNG	Male	0	0	0	0	4	11	2	4	0	21
			Female	0	0	0	0	0	0	0	0	0	0
			Total	0	0	0	0	4	11	2	4	0	21
35	58	MALIGNANT NEOPLASM OF BLADDER	Male	0	0	1	1	2	1	0	0	0	5
			Female	0	0	0	0	0	0	0	0	0	0
			Total	0	0	1	1	2	1	0	0	0	5
36	59	MALIGNANT NEOPLASMS OF MENINGES,BRAIN AND OTHER PARTS OF CENTRAL NERVOUS	Male	0	0	0	0	0	1	0	0	0	1
			Female	0	0	0	0	0	0	0	0	0	0
			Total	0	0	0	0	0	1	0	0	0	1
37	61	OTHER PROTEIN-ENERGY MALNUTRITION	Male	0	0	0	0	2	0	2	0	0	4
			Female	0	0	0	0	0	0	0	1	0	1
			Total	0	0	0	0	2	0	2	1	0	5
38	63	SCHIZOPHRENIA, SCHIZOTYPAL & DELUSIONA and MENTAL BEHAVIOURAL DISORDERS	Male	0	0	0	1	0	0	1	0	0	2
			Female	0	0	0	0	0	0	0	0	0	0
			Total	0	0	0	1	0	0	1	0	0	2
39	64	OTHER INFLAMMATORY DISEASES OF THE CENTRAL NERVOUS SYSTEM	Male	0	0	1	0	1	1	0	0	0	3
			Female	0	0	0	0	0	0	0	0	0	0
			Total	0	0	1	0	1	1	0	0	0	3
40	65	EPILEPSY	Male	0	0	0	0	0	0	1	0	0	1

TABLE D-19 DEATHS BY SELECTED CAUSE OF DEATH, AGE, SEX AND HABITS-(RURAL) - 2023

SL. No.	CAUSE ID	Selected cause of death	Sex	Age Group									Total
				Below 15	15-24	25-34	35-44	45-54	55-64	65-69	70 & above	Age not Stated	
1	2	3	4	5	6	7	8	9	10	11	12	13	14
			Female	0	0	0	0	0	0	0	0	0	0
			Total	0	0	0	0	0	0	1	0	0	1
41	66	HYPERTENSIVE HEART DISEASES	Male	0	3	4	21	22	25	11	23	0	109
			Female	0	0	0	1	1	2	1	0	0	5
			Total	0	3	4	22	23	27	12	23	0	114
42	67	ACUTE MYOCARDIAL INFARCTION	Male	0	0	7	27	23	24	12	36	0	129
			Female	0	0	0	0	1	1	0	1	0	3
			Total	0	0	7	27	24	25	12	37	0	132
43	68	ARTERIAL EMBOLISM AND THROMBOSIS,PHLEBITIS,THROMBOPHLEBITIS,VENOUS EMBOLISM AND THROMBOSIS	Male	0	0	0	0	2	0	0	1	0	3
			Female	0	0	0	0	0	0	0	0	0	0
			Total	0	0	0	0	2	0	0	1	0	3
44	69	BRONCHITIS ,BRONCHIOLITIS and UNSPECIFIED EMPHYSEMA	Male	0	0	0	0	4	3	1	0	0	8
			Female	0	0	0	0	0	0	0	0	0	0
			Total	0	0	0	0	4	3	1	0	0	8
45	71	PARALYTIC ILEUS AND INTESTINAL OBSTRUCTION WITHOUT HERNIA	Male	0	0	1	2	6	8	3	4	0	24
			Female	0	0	0	0	0	0	0	0	0	0
			Total	0	0	1	2	6	8	3	4	0	24
46	73	CHOLELITHIASIS AND CHOLECYSTIT	Male	0	0	1	0	0	2	0	1	0	4
			Female	0	0	0	0	0	0	0	0	0	0
			Total	0	0	1	0	0	2	0	1	0	4
47	74	DISORDERS OF THE PANCREAS	Male	0	0	1	0	0	0	0	1	0	2
			Female	0	0	0	0	0	0	0	0	0	0
			Total	0	0	1	0	0	0	0	1	0	2
48	82	FEVER OF UNKNOWN ORIGIN	Male	0	0	1	0	1	1	0	0	0	3
			Female	0	0	0	0	0	0	0	0	0	0
			Total	0	0	1	0	1	1	0	0	0	3
49	83	SHOCK, NOT ELSEWHERE CLASSIFIED	Male	0	0	4	5	7	7	1	8	0	32
			Female	0	0	0	0	1	1	0	0	0	2
			Total	0	0	4	5	8	8	1	8	0	34
50	88	FRACTURES INVOLVING MULTIPLE BODY REGIONS, AND OF UNSPECIFIED BODY REGION	Male	0	0	1	1	1	0	0	0	0	3
			Female	0	0	0	0	0	0	0	0	0	0
			Total	0	0	1	1	1	0	0	0	0	3
51	89	INTRACRANIAL AND INTERNAL INJURY	Male	0	0	0	1	0	0	0	0	0	1
			Female	0	0	0	0	0	0	0	0	0	0
			Total	0	0	0	1	0	0	0	0	0	1
52	90	CRUSHING INJURIES AND TRAUMATIC AMPUTATIONS OF SPECIFIED AND MULTIPLE BODY REGIONS	Male	0	0	1	0	1	0	0	0	0	2
			Female	0	0	0	0	0	0	0	0	0	0
			Total	0	0	1	0	1	0	0	0	0	2
53	91	OTHER INJURIES OF SPECIFIED, UNSPECIFIED AND MULTIPLE BODY REGIONS	Male	0	0	1	0	0	0	0	0	0	1
			Female	0	0	0	0	0	0	0	0	0	0
			Total	0	0	1	0	0	0	0	0	0	1
54	92	EFFECTS OF FOREIGN BODY ENTERING THROUGH NATURAL ORIFICE	Male	0	0	0	0	0	0	0	1	0	1
			Female	0	0	0	0	0	0	0	0	0	0
			Total	0	0	0	0	0	0	0	1	0	1
55	93	RAILWAY ACCIDENTS	Male	0	0	0	1	0	0	0	0	0	1
			Female	0	0	0	0	0	0	0	0	0	0
			Total	0	0	0	1	0	0	0	0	0	1
56	96	ALL OTHER TRANSPORT ACCIDENTS	Male	0	1	1	0	0	0	1	2	0	5
			Female	0	0	0	0	0	0	0	0	0	0
			Total	0	1	1	0	0	0	1	2	0	5
57	97	ACCIDENTAL DROWING AND SUBMERSIONS	Male	0	0	0	0	1	1	0	0	0	2
			Female	0	0	0	0	0	0	0	0	0	0
			Total	0	0	0	0	1	1	0	0	0	2
58	100	ACCIDENTS CAUSED BY MACHINERY, AND BY CUTTING PIERCING INSTRUMENTS	Male	0	0	0	0	0	0	0	1	0	1
			Female	0	0	0	0	0	0	0	0	0	0
			Total	0	0	0	0	0	0	0	1	0	1
59	104	SUN STROKE	Male	0	0	0	0	3	2	0	2	0	7
			Female	0	0	0	0	0	0	0	0	0	0
			Total	0	0	0	0	3	2	0	2	0	7



TABLE D-19 DEATHS BY SELECTED CAUSE OF DEATH, AGE, SEX AND HABITS-(RURAL) - 2023

SL. No.	CAUSE ID	Selected cause of death	Sex	Age Group									Total	
				Below 15	15-24	25-34	35-44	45-54	55-64	65-69	70 & above	Age not Stated		
1	2	3	4	5	6	7	8	9	10	11	12	13	14	
60	105	COVID 19 VIRUS NOT IDENTIFIED	Male	0	0	0	0	0	1	0	0	0	0	1
			Female	0	0	0	0	0	0	0	0	0	0	0
			Total	0	0	0	0	0	0	1	0	0	0	0
		<b>Total</b>	<b>Male</b>	<b>0</b>	<b>7</b>	<b>70</b>	<b>189</b>	<b>171</b>	<b>196</b>	<b>86</b>	<b>224</b>	<b>0</b>	<b>943</b>	
			<b>Female</b>	<b>0</b>	<b>0</b>	<b>1</b>	<b>1</b>	<b>8</b>	<b>8</b>	<b>4</b>	<b>12</b>	<b>0</b>	<b>34</b>	
			<b>Total</b>	<b>0</b>	<b>0</b>	<b>1</b>	<b>2</b>	<b>4</b>	<b>1</b>	<b>1</b>	<b>3</b>	<b>0</b>	<b>977</b>	
<b>Smoking,Chewing Tobacco &amp; Drinking Alcohol</b>														
1	2	TYPHOID FEVER AND PARATYPHOID FEVERS	Male	0	0	0	1	2	1	0	0	0	0	4
			Female	0	0	0	0	0	0	0	0	0	0	0
			Total	0	0	0	1	2	1	0	0	0	0	0
2	3	FOOD POISONING	Male	0	0	0	0	0	0	0	0	0	0	0
			Female	0	0	0	0	1	0	0	0	0	0	1
			Total	0	0	0	0	1	0	0	0	0	0	1
3	4	DIARRHOEA AND GASTROENTERITIS OF PRESUMED INFECTIOUS ORIGIN	Male	0	0	0	0	0	2	0	0	0	0	2
			Female	0	0	0	0	0	0	0	0	0	0	0
			Total	0	0	0	0	0	2	0	0	0	0	2
4	5	RESPIRATORY TUBERCULOSIS	Male	0	0	2	2	3	4	1	5	0	0	17
			Female	0	0	0	0	0	0	0	0	0	0	0
			Total	0	0	2	2	3	4	1	5	0	0	17
5	14	OTHER AND UNSPECIFIED NEOPLASM	Male	0	0	1	8	5	4	1	2	0	0	21
			Female	0	0	0	0	0	1	0	0	0	0	1
			Total	0	0	1	8	5	5	1	2	0	0	22
6	15	DIABETES MELLITUS	Male	0	0	0	4	7	7	2	3	0	0	23
			Female	0	0	0	0	1	0	0	0	0	0	1
			Total	0	0	0	4	8	7	2	3	0	0	24
7	16	OTHER ANAEMIAS(D50-D55,D57-D64)	Male	0	0	1	2	4	1	1	1	0	0	10
			Female	0	0	0	0	0	0	0	0	0	0	0
			Total	0	0	1	2	4	1	1	1	0	0	10
8	17	OTHER VIRAL ENCEPHALITIS	Male	0	0	1	2	0	0	0	0	0	0	3
			Female	0	0	0	0	0	0	0	0	0	0	0
			Total	0	0	1	2	0	0	0	0	0	0	3
9	18	OTHER FORMS OF HEART DISEASES	Male	0	0	7	20	16	23	11	24	0	0	101
			Female	0	0	0	0	0	0	1	1	0	0	2
			Total	0	0	7	20	16	23	12	25	0	0	103
10	19	PNEUMONIA	Male	0	0	4	9	7	7	3	7	0	0	37
			Female	0	0	1	0	0	0	0	1	0	0	2
			Total	0	0	5	9	7	7	3	8	0	0	39
11	20	INFLUENZA	Male	0	0	0	0	0	1	0	0	0	0	1
			Female	0	0	0	0	0	0	0	0	0	0	0
			Total	0	0	0	0	0	1	0	0	0	0	1
12	21	ASTHMA	Male	0	0	0	6	3	16	10	20	0	0	55
			Female	0	0	0	0	0	0	0	3	0	0	3
			Total	0	0	0	6	3	16	10	23	0	0	58
13	22	OTHER VIRAL HEPATITIS (Jaundice)	Male	0	0	1	6	2	0	1	0	0	0	10
			Female	0	0	0	0	0	0	0	0	0	0	0
			Total	0	0	1	6	2	0	1	0	0	0	10
14	23	DISEASES OF THE LIVER	Male	0	0	16	38	21	7	6	3	0	0	91
			Female	0	0	0	0	2	0	0	0	0	0	2
			Total	0	0	16	38	23	7	6	3	0	0	93
15	25	DISEASES OF APPENDIX	Male	0	0	1	1	1	0	0	0	0	0	3
			Female	0	0	0	0	0	0	0	0	0	0	0
			Total	0	0	1	1	1	0	0	0	0	0	3
16	26	Genital Urinary system	Male	0	0	1	0	0	1	0	0	0	0	2
			Female	0	0	0	0	0	0	0	0	0	0	0
			Total	0	0	1	0	0	1	0	0	0	0	2
17	30	CEREBROVASCULAR DISEASES	Male	0	0	0	5	6	5	3	4	0	0	23
			Female	0	0	0	0	0	0	1	0	0	0	1
			Total	0	0	0	5	6	5	4	4	0	0	24
18	31	SENILITY	Male	0	0	0	0	0	11	9	48	0	0	68
			Female	0	0	0	0	0	1	2	4	0	0	7
			Total	0	0	0	0	0	12	11	52	0	0	75

TABLE D-19 DEATHS BY SELECTED CAUSE OF DEATH, AGE, SEX AND HABITS-(RURAL) - 2023

SL. No.	CAUSE ID	Selected cause of death	Sex	Age Group									Total		
				Below 15	15-24	25-34	35-44	45-54	55-64	65-69	70 & above	Age not Stated			
1	2	3	4	5	6	7	8	9	10	11	12	13	14		
19	32	Others not else where classified	Male	0	2	12	11	3	6	2	2	0	0	38	
			Female	0	0	0	0	0	0	0	0	0	0	0	0
			Total	0	2	12	11	3	6	2	2	2	0	0	38
20	33	BITES OF SNAKES AND OTHER VENOMOUS ANIMALS	Male	0	0	0	0	0	1	1	0	0	0	2	
			Female	0	0	0	0	0	0	0	0	0	0	0	0
			Total	0	0	0	0	0	1	1	0	0	0	0	2
21	34	BURNS AND CORROSIONS	Male	0	0	0	0	1	1	0	0	0	0	2	
			Female	0	0	0	0	0	0	0	0	0	0	0	0
			Total	0	0	0	0	1	1	0	0	0	0	0	2
22	35	ACCIDENTAL FALLS	Male	0	0	0	3	3	1	0	2	0	0	9	
			Female	0	0	0	0	0	0	1	0	0	0	1	
			Total	0	0	0	3	3	1	1	2	0	0	10	
23	36	POISONINGS BY DRUGS AND BIOLOG	Male	0	2	3	5	3	7	1	5	0	0	26	
			Female	0	0	0	0	0	0	0	0	0	0	0	
			Total	0	2	3	5	3	7	1	5	0	0	26	
24	37	MOTOR VEHICLE TRAFFIC ACCIDENT	Male	0	1	0	1	0	0	0	0	0	0	2	
			Female	0	0	0	0	0	0	0	0	0	0	0	
			Total	0	1	0	1	0	0	0	0	0	0	0	2
25	38	OTHER ROAD VEHICLE ACCIDENTS	Male	0	0	1	4	2	1	1	2	0	0	11	
			Female	0	0	0	0	0	0	0	0	0	0	0	
			Total	0	0	1	4	2	1	1	2	0	0	11	
26	39	INTENTIONAL SELF-HARM(SUICIDE-ATTEMPTED)	Male	0	0	2	2	5	3	1	2	0	0	15	
			Female	0	0	0	0	0	0	0	1	0	0	1	
			Total	0	0	2	2	5	3	1	3	0	0	16	
27	40	ASSAULT(HOMICIDE)	Male	0	0	0	0	1	0	0	0	0	0	1	
			Female	0	0	0	0	0	0	0	0	0	0	0	
			Total	0	0	0	0	1	0	0	0	0	0	1	
28	43	RENAL FAILURE and OTHER DISORDERS OF KIDNEY AND URETER	Male	0	0	4	26	13	6	7	6	0	0	62	
			Female	0	0	0	0	2	0	0	0	0	0	2	
			Total	0	0	4	26	15	6	7	6	0	0	64	
29	44	SEPTICAEMIA	Male	0	0	2	9	7	4	1	5	0	0	28	
			Female	0	0	0	0	0	0	0	0	0	0	0	
			Total	0	0	2	9	7	4	1	5	0	0	28	
30	47	TUBERCULOSIS OF OTHER ORGANS AND MILIARY TUBERCULOSIS	Male	0	0	1	2	3	0	0	0	0	0	6	
			Female	0	0	1	0	0	1	0	0	0	0	2	
			Total	0	0	2	2	3	1	0	0	0	0	8	
31	49	HUMAN IMMUNODEFICIENCY VIRUS[HIV]DISEASE	Male	0	0	0	1	3	0	0	0	0	0	4	
			Female	0	0	0	0	0	0	0	0	0	0	0	
			Total	0	0	0	1	3	0	0	0	0	0	4	
32	50	MALIGNANT NEOPLASMS OF LIP, ORAL CAVITY AND PHARYNX	Male	0	0	5	7	7	10	2	1	0	0	32	
			Female	0	0	0	0	0	0	0	0	0	0	0	
			Total	0	0	5	7	7	10	2	1	0	0	32	
33	51	MALIGNANT NEOPLASM OF OESOPHAGUS	Male	0	0	0	0	0	2	0	0	0	0	2	
			Female	0	0	0	0	0	0	0	0	0	0	0	
			Total	0	0	0	0	0	2	0	0	0	0	2	
34	52	MALIGNANT NEOPLASM OF STOMACH	Male	0	0	1	1	1	1	2	1	0	0	7	
			Female	0	0	0	0	1	0	0	0	0	0	1	
			Total	0	0	1	1	2	1	2	1	0	0	8	
35	53	MALIGNANT NEOPLASMS OF LIVER AND INTRAHEPATIC BILE DUCTS	Male	0	0	2	1	4	3	0	0	0	0	10	
			Female	0	0	0	0	0	0	0	0	0	0	0	
			Total	0	0	2	1	4	3	0	0	0	0	10	
36	54	MALIGNANT NEOPLASMS OF LARYNX, TRACHEA, BRONCHUS AND LUNG	Male	0	0	0	0	4	10	2	4	0	0	20	
			Female	0	0	0	0	0	0	0	0	0	0	0	
			Total	0	0	0	0	4	10	2	4	0	0	20	
37	58	MALIGNANT NEOPLASM OF BLADDER	Male	0	0	1	2	4	2	0	1	0	0	10	
			Female	0	0	0	0	0	0	0	0	0	0	0	
			Total	0	0	1	2	4	2	0	1	0	0	10	
38	59	MALIGNANT NEOPLASMS OF MENINGES,BRAIN AND OTHER PARTS OF CENTRAL NERVOUS SYSTEM	Male	0	0	0	0	0	1	0	0	0	0	1	
			Female	0	0	0	0	0	0	0	0	0	0	0	

TABLE D-19 DEATHS BY SELECTED CAUSE OF DEATH, AGE, SEX AND HABITS-(RURAL) - 2023

SL. No.	CAUSE ID	Selected cause of death	Sex	Age Group									Total
				Below 15	15-24	25-34	35-44	45-54	55-64	65-69	70 & above	Age not Stated	
1	2	3	4	5	6	7	8	9	10	11	12	13	14
		CENTRAL NERVOUS	Total	0	0	0	0	0	1	0	0	0	1
39	61	OTHER PROTEIN-ENERGY MALNUTRITION	Male	0	0	0	0	3	1	2	0	0	6
			Female	0	0	0	0	0	0	0	0	0	0
			Total	0	0	0	0	3	1	2	0	0	6
40	62	DISORDERS OF THYROID GLAND	Male	0	0	0	0	1	0	0	0	0	1
			Female	0	0	0	0	0	0	0	0	0	0
			Total	0	0	0	0	1	0	0	0	0	1
41	63	SCHIZOPHRENIA, SCHIZOTYPAL & DELUSIONA and MENTAL BEHAVIOURAL DISORDERS	Male	0	0	0	1	0	0	1	0	0	2
			Female	0	0	0	0	0	0	0	0	0	0
			Total	0	0	0	1	0	0	1	0	0	2
42	64	OTHER INFLAMMATORY DISEASES OF THE CENTRAL NERVOUS SYSTEM	Male	0	0	0	0	0	1	0	0	0	1
			Female	0	0	0	0	0	0	0	0	0	0
			Total	0	0	0	0	0	1	0	0	0	1
43	66	HYPERTENSIVE HEART DISEASES	Male	0	3	8	27	27	29	14	25	0	133
			Female	0	0	0	1	1	1	0	0	0	3
			Total	0	3	8	28	28	30	14	25	0	136
44	67	ACUTE MYOCARDIAL INFARCTION	Male	0	1	16	44	40	41	15	38	0	195
			Female	0	0	0	0	1	1	1	0	0	3
			Total	0	1	16	44	41	42	16	38	0	198
45	68	ARTERIAL EMBOLISM AND THROMBOSIS PHLEBITIS, THROMBOPHLEBITIS, VENOUS EMBOLISM AND THROMBOSIS	Male	0	0	0	0	2	0	0	1	0	3
			Female	0	0	0	0	0	0	0	0	0	0
			Total	0	0	0	0	2	0	0	1	0	3
46	69	BRONCHITIS ,BRONCHIOLITIS and UNSPECIFIED EMPHYSEMA	Male	0	0	0	1	6	3	1	2	0	13
			Female	0	0	0	0	0	0	0	0	0	0
			Total	0	0	0	1	6	3	1	2	0	13
47	71	PARALYTIC ILEUS AND INTESTINAL OBSTRUCTION WITHOUT HERNIA	Male	0	0	1	2	8	5	3	5	0	24
			Female	0	0	0	0	0	0	0	0	0	0
			Total	0	0	1	2	8	5	3	5	0	24
48	73	CHOLELITHIASIS AND CHOLECYSTIT	Male	0	0	2	1	0	3	0	1	0	7
			Female	0	0	0	0	0	1	0	0	0	1
			Total	0	0	2	1	0	4	0	1	0	8
49	74	DISORDERS OF THE PANCREAS	Male	0	0	1	0	0	1	0	1	0	3
			Female	0	0	0	0	0	0	0	0	0	0
			Total	0	0	1	0	0	1	0	1	0	3
50	75	RHEUMATOID ARTHRITIS AND OTHER	Male	0	0	1	0	0	0	0	0	0	1
			Female	0	0	0	0	0	0	0	0	0	0
			Total	0	0	1	0	0	0	0	0	0	1
51	82	FEVER OF UNKNOWN ORIGIN	Male	0	0	1	1	2	3	1	0	0	8
			Female	0	0	0	0	0	0	0	0	0	0
			Total	0	0	1	1	2	3	1	0	0	8
52	83	SHOCK, NOT ELSEWHERE CLASSIFIED	Male	0	0	4	8	8	8	2	7	0	37
			Female	0	0	0	0	1	1	0	1	0	3
			Total	0	0	4	8	9	9	2	8	0	40
53	87	FRACTURE OF LOWER LIMB	Male	0	0	0	0	1	0	0	0	0	1
			Female	0	0	0	0	0	0	0	0	0	0
			Total	0	0	0	0	1	0	0	0	0	1
54	88	FRACTURES INVOLVING MULTIPLE BODY REGIONS, AND OF UNSPECIFIED BODY REGION	Male	0	0	1	1	1	0	0	0	0	3
			Female	0	0	0	0	0	0	0	0	0	0
			Total	0	0	1	1	1	0	0	0	0	3
55	89	INTRACRANIAL AND INTERNAL INJURY	Male	0	0	0	1	0	0	0	0	0	1
			Female	0	0	0	0	0	0	0	0	0	0
			Total	0	0	0	1	0	0	0	0	0	1
56	90	CRUSHING INJURIES AND TRAUMATIC AMPUTATIONS OF SPECIFIED AND MULTIPLE BODY REGIONS	Male	0	0	1	0	1	0	0	0	0	2
			Female	0	0	0	0	0	0	0	0	0	0
			Total	0	0	1	0	1	0	0	0	0	2
57	91	OTHER INJURIES OF SPECIFIED, UNSPECIFIED AND MULTIPLE BODY REGIONS	Male	0	0	1	1	0	0	0	0	0	2
			Female	0	0	0	0	0	0	0	0	0	0
			Total	0	0	1	1	0	0	0	0	0	2
58	92	EFFECTS OF FOREIGN BODY ENTERING	Male	0	0	0	0	0	0	0	1	0	1

TABLE D-19 DEATHS BY SELECTED CAUSE OF DEATH, AGE, SEX AND HABITS-(RURAL) - 2023

SL. No.	CAUSE ID	Selected cause of death	Sex	Age Group									Total
				Below 15	15-24	25-34	35-44	45-54	55-64	65-69	70 & above	Age not Stated	
1	2	3	4	5	6	7	8	9	10	11	12	13	14
		THROUGH NATURAL ORIFICE	Female	0	0	0	0	0	0	0	0	0	0
			Total	0	0	0	0	0	0	0	1	0	1
59	93	RAILWAY ACCIDENTS	Male	0	0	0	1	0	0	0	0	0	1
			Female	0	0	0	0	0	0	0	0	0	0
			Total	0	0	0	1	0	0	0	0	0	1
60	96	ALL OTHER TRANSPORT ACCIDENTS	Male	0	1	1	1	0	0	1	2	0	6
			Female	0	0	0	0	0	0	0	0	0	0
			Total	0	1	1	1	0	0	1	2	0	6
61	97	ACCIDENTAL DROWING AND SUBMERS	Male	0	0	0	1	4	1	0	0	0	6
			Female	0	0	0	0	0	0	0	0	0	0
			Total	0	0	0	1	4	1	0	0	0	6
62	100	ACCIDENTS CAUSED BY MACHINERY,AND BY CUTTING PIERCING INSTRUMENTS	Male	0	0	0	0	0	0	0	1	0	1
			Female	0	0	0	0	0	0	0	0	0	0
			Total	0	0	0	0	0	0	0	1	0	1
63	104	SUN STROKE	Male	0	0	0	0	3	2	0	2	0	7
			Female	0	0	0	0	0	0	0	0	0	0
			Total	0	0	0	0	3	2	0	2	0	7
64	105	COVID 19 VIRUS NOT IDENTIFIED	Male	0	0	0	0	0	1	0	0	0	1
			Female	0	0	0	0	0	0	0	0	0	0
			Total	0	0	0	0	0	1	0	0	0	1
		<b>Total</b>	<b>Male</b>	<b>0</b>	<b>10</b>	<b>107</b>	<b>270</b>	<b>248</b>	<b>248</b>	<b>108</b>	<b>234</b>	<b>0</b>	<b>1225</b>
			<b>Female</b>	<b>0</b>	<b>0</b>	<b>2</b>	<b>1</b>	<b>10</b>	<b>7</b>	<b>6</b>	<b>11</b>	<b>0</b>	<b>37</b>
			<b>Total</b>	<b>0</b>	<b>0</b>	<b>0</b>	<b>1</b>	<b>2</b>	<b>1</b>	<b>0</b>	<b>0</b>	<b>0</b>	<b>1262</b>
<b>Smoking,Chewing Arecnut &amp; Drinking Alcohol</b>													
7	2	TYPHOID FEVER AND PARATYPHOID FEVERS	Male	0	0	0	1	1	1	0	0	0	3
			Female	0	0	0	0	0	0	0	0	0	0
			Total	0	0	0	1	1	1	0	0	0	3
2	3	FOOD POISONING	Male	0	0	0	0	0	0	0	0	0	0
			Female	0	0	0	0	1	0	0	0	0	1
			Total	0	0	0	0	1	0	0	0	0	1
3	4	DIARRHOEA AND GASTROENTERITIS OF PRESUMED INFECTIOUS ORIGIN	Male	0	0	0	0	0	1	0	0	0	1
			Female	0	0	0	0	0	0	0	0	0	0
			Total	0	0	0	0	0	1	0	0	0	1
4	5	RESPIRATORY TUBERCULOSIS	Male	0	0	1	1	4	4	1	6	0	17
			Female	0	0	0	0	0	0	0	0	0	0
			Total	0	0	1	1	4	4	1	6	0	17
5	14	OTHER AND UNSPECIFIED NEOPLASM	Male	0	0	0	5	4	4	1	1	0	15
			Female	0	0	0	0	0	1	0	0	0	1
			Total	0	0	0	5	4	5	1	1	0	16
6	15	DIABETES MELLITUS	Male	0	0	0	2	7	4	2	3	0	18
			Female	0	0	0	0	1	0	0	0	0	1
			Total	0	0	0	2	8	4	2	3	0	19
7	16	OTHER ANAEMIAS(D50-D55,D57-D64)	Male	0	0	0	1	2	2	1	1	0	7
			Female	0	0	0	0	0	0	0	0	0	0
			Total	0	0	0	1	2	2	1	1	0	7
8	17	OTHER VIRAL ENCEPHALITIS	Male	0	0	0	2	0	0	0	1	0	3
			Female	0	0	0	0	0	0	0	0	0	0
			Total	0	0	0	2	0	0	0	1	0	3
9	18	OTHER FORMS OF HEART DISEASES	Male	0	0	4	14	15	20	11	29	0	93
			Female	0	0	0	0	0	1	1	1	0	3
			Total	0	0	4	14	15	21	12	30	0	96
10	19	PNEUMONIA	Male	0	0	3	9	9	8	1	7	0	37
			Female	0	0	1	0	0	0	0	1	0	2
			Total	0	0	4	9	9	8	1	8	0	39
11	20	INFLUENZA	Male	0	0	0	0	0	1	0	0	0	1
			Female	0	0	0	0	0	0	0	0	0	0
			Total	0	0	0	0	0	1	0	0	0	1
12	21	ASTHMA	Male	0	0	1	3	1	10	7	19	0	41
			Female	0	0	0	0	0	0	0	2	0	2
			Total	0	0	1	3	1	10	7	21	0	43

TABLE D-19 DEATHS BY SELECTED CAUSE OF DEATH, AGE, SEX AND HABITS-(RURAL) - 2023

SL. No.	CAUSE ID	Selected cause of death	Sex	Age Group									Total	
				Below 15	15-24	25-34	35-44	45-54	55-64	65-69	70 & above	Age not Stated		
1	2	3	4	5	6	7	8	9	10	11	12	13	14	
13	22	OTHER VIRAL HEPATITIS (Jaundice)	Male	0	0	1	5	1	0	1	0	0	0	8
			Female	0	0	0	0	0	0	0	0	0	0	0
			Total	0	0	1	5	1	0	1	0	0	0	8
14	23	DISEASES OF THE LIVER	Male	0	0	11	39	22	10	3	3	0	0	88
			Female	0	0	0	0	2	0	0	0	0	0	2
			Total	0	0	11	39	24	10	3	3	0	0	90
15	25	DISEASES OF APPENDIX	Male	0	0	0	1	1	0	0	0	0	0	2
			Female	0	0	0	0	0	0	0	0	0	0	0
			Total	0	0	0	1	1	0	0	0	0	0	2
16	26	Genital Urinary system	Male	0	0	1	0	0	1	0	0	0	0	2
			Female	0	0	0	0	0	0	0	0	0	0	0
			Total	0	0	1	0	0	1	0	0	0	0	2
17	30	CEREBROVASCULAR DISEASES	Male	0	0	0	3	6	7	2	3	0	0	21
			Female	0	0	0	0	0	0	0	0	0	0	0
			Total	0	0	0	3	6	7	2	3	0	0	21
18	31	SENILITY	Male	0	0	0	0	0	12	10	41	0	0	63
			Female	0	0	0	0	0	1	2	3	0	0	6
			Total	0	0	0	0	0	13	12	44	0	0	69
19	32	Others not else where classified	Male	0	2	10	14	5	6	2	1	0	0	40
			Female	0	0	0	0	0	0	0	0	0	0	0
			Total	0	2	10	14	5	6	2	1	0	0	40
20	33	BITES OF SNAKES AND OTHER VENOMOUS ANIMALS	Male	0	0	0	0	0	0	1	1	0	0	2
			Female	0	0	0	0	0	0	0	0	0	0	0
			Total	0	0	0	0	0	0	1	1	0	0	2
21	35	ACCIDENTAL FALLS	Male	0	0	0	2	2	2	0	3	0	0	9
			Female	0	0	0	0	0	0	0	0	0	0	0
			Total	0	0	0	2	2	2	0	3	0	0	9
22	36	POISONINGS BY DRUGS AND BIOLOG	Male	0	1	4	5	3	5	1	5	0	0	24
			Female	0	0	0	0	0	0	0	0	0	0	0
			Total	0	1	4	5	3	5	1	5	0	0	24
23	37	MOTOR VEHICLE TRAFFIC ACCIDENT	Male	0	0	0	1	0	0	0	0	0	0	1
			Female	0	0	0	0	0	0	0	0	0	0	0
			Total	0	0	0	1	0	0	0	0	0	0	1
24	38	OTHER ROAD VEHICLE ACCIDENTS	Male	0	0	1	2	0	1	1	2	0	0	7
			Female	0	0	0	0	0	1	0	0	0	0	1
			Total	0	0	1	2	0	2	1	2	0	0	8
25	39	INTENTIONAL SELF-HARM(SUICIDE-ATTEMPTED)	Male	0	0	1	3	3	1	2	2	0	0	12
			Female	0	0	0	0	0	0	0	1	0	0	1
			Total	0	0	1	3	3	1	2	3	0	0	13
26	43	RENAL FAILURE and OTHER DISORDERS OF KIDNEY AND URETER	Male	0	0	4	21	14	8	10	2	0	0	59
			Female	0	0	0	0	1	0	0	0	0	0	1
			Total	0	0	4	21	15	8	10	2	0	0	60
27	44	SEPTICAEMIA	Male	0	0	2	11	3	3	2	5	0	0	26
			Female	0	0	0	0	0	0	0	0	0	0	0
			Total	0	0	2	11	3	3	2	5	0	0	26
28	47	TUBERCULOSIS OF OTHER ORGANS AND MILIARY TUBERCULOSIS	Male	0	0	2	1	3	0	0	0	0	0	6
			Female	0	0	0	0	0	0	0	0	0	0	0
			Total	0	0	2	1	3	0	0	0	0	0	6
29	49	HUMAN IMMUNODEFICIENCY VIRUS[HIV]DISEASE	Male	0	0	0	0	2	0	0	0	0	0	2
			Female	0	0	0	0	0	0	0	0	0	0	0
			Total	0	0	0	0	2	0	0	0	0	0	2
30	50	MALIGNANT NEOPLASMS OF LIP, ORAL CAVITY AND PHARYNX	Male	0	0	2	1	5	9	3	1	0	0	21
			Female	0	0	0	0	0	0	0	0	0	0	0
			Total	0	0	2	1	5	9	3	1	0	0	21
31	52	MALIGNANT NEOPLASM OF STOMACH	Male	0	0	2	1	0	2	1	0	0	0	6
			Female	0	0	0	0	0	0	0	0	0	0	0
			Total	0	0	2	1	0	2	1	0	0	0	6
32	53	MALIGNANT NEOPLASMS OF LIVER AND INTRAHEPATIC BILE DUCTS	Male	0	0	2	2	3	1	0	1	0	0	9
			Female	0	0	0	0	0	0	0	0	0	0	0
			Total	0	0	2	2	3	1	0	1	0	0	9

TABLE D-19 DEATHS BY SELECTED CAUSE OF DEATH, AGE, SEX AND HABITS-(RURAL) - 2023

SL. No.	CAUSE ID	Selected cause of death	Sex	Age Group									Total		
				Below 15	15-24	25-34	35-44	45-54	55-64	65-69	70 & above	Age not Stated			
1	2	3	4	5	6	7	8	9	10	11	12	13	14		
33	54	MALIGNANT NEOPLASMS OF LARYNX, TRACHEA, BRONCHUS AND LUNG	Male	0	0	1	0	4	7	2	3	0	0	17	
			Female	0	0	0	0	0	0	0	0	0	0	0	0
			Total	0	0	1	0	4	7	2	3	0	0	0	17
34	58	MALIGNANT NEOPLASM OF BLADDER	Male	0	0	1	2	2	1	0	0	0	0	6	
			Female	0	0	0	0	0	0	0	0	0	0	0	0
			Total	0	0	1	2	2	1	0	0	0	0	0	6
35	59	MALIGNANT NEOPLASMS OF MENINGES,BRAIN AND OTHER PARTS OF CENTRAL NERVOUS	Male	0	0	0	0	1	1	0	0	0	0	2	
			Female	0	0	0	0	0	0	0	0	0	0	0	0
			Total	0	0	0	0	1	1	0	0	0	0	0	2
36	61	OTHER PROTEIN-ENERGY MALNUTRITION	Male	0	0	0	0	2	2	2	0	0	0	6	
			Female	0	0	0	0	0	0	0	0	0	0	0	0
			Total	0	0	0	0	2	2	2	0	0	0	0	6
37	62	DISORDERS OF THYROID GLAND	Male	0	0	0	0	0	0	1	0	0	0	1	
			Female	0	0	0	0	0	0	0	0	0	0	0	0
			Total	0	0	0	0	0	0	1	0	0	0	0	1
38	63	SCHIZOPHRENIA, SCHIZOTYPAL & DELUSIONA and MENTAL BEHAVIOURAL DISORDERS	Male	0	0	0	1	0	0	1	0	0	0	2	
			Female	0	0	0	0	0	0	0	0	0	0	0	0
			Total	0	0	0	1	0	0	1	0	0	0	0	2
39	64	OTHER INFLAMMATORY DISEASES OF THE CENTRAL NERVOUS SYSTEM	Male	0	1	0	0	0	1	0	0	0	0	2	
			Female	0	0	0	0	0	0	0	0	0	0	0	0
			Total	0	1	0	0	0	1	0	0	0	0	0	2
40	65	EPILEPSY	Male	0	0	1	0	0	0	0	0	0	0	1	
			Female	0	0	0	0	0	0	0	0	0	0	0	0
			Total	0	0	1	0	0	0	0	0	0	0	0	1
41	66	HYPERTENSIVE HEART DISEASES	Male	0	4	6	24	27	29	12	18	0	0	120	
			Female	0	0	0	1	1	1	0	0	0	0	0	3
			Total	0	4	6	25	28	30	12	18	0	0	0	123
42	67	ACUTE MYOCARDIAL INFARCTION	Male	0	0	10	31	30	30	14	38	0	0	153	
			Female	0	0	0	0	1	1	0	0	0	0	2	
			Total	0	0	10	31	31	31	14	38	0	0	0	155
43	68	ARTERIAL EMBOLISM AND THROMBOSISPHLEBITIS,THROMBOPHLEBITIS,VENOUS EMBOLISM AND THROMBOSIS	Male	0	0	0	0	2	0	0	0	0	0	2	
			Female	0	0	0	0	0	0	0	0	0	0	0	0
			Total	0	0	0	0	2	0	0	0	0	0	0	2
44	69	BRONCHITIS ,BRONCHIOLITIS and UNSPECIFIED EMPHYSEMA	Male	0	0	0	0	5	3	1	0	0	0	9	
			Female	0	0	0	0	0	0	0	0	0	0	0	0
			Total	0	0	0	0	5	3	1	0	0	0	0	9
45	71	PARALYTIC ILEUS AND INTESTINAL OBSTRUCTION WITHOUT HERNIA	Male	0	0	1	3	7	6	5	4	0	0	26	
			Female	0	0	0	0	0	0	0	0	0	0	0	0
			Total	0	0	1	3	7	6	5	4	0	0	0	26
46	73	CHOLELITHIASIS AND CHOLECYSTIT	Male	0	0	1	0	1	2	0	1	0	0	5	
			Female	0	0	0	0	0	0	0	0	0	0	0	0
			Total	0	0	1	0	1	2	0	1	0	0	0	5
47	74	DISORDERS OF THE PANCREAS	Male	0	0	1	0	1	0	0	1	0	0	3	
			Female	0	0	0	0	0	0	0	0	0	0	0	0
			Total	0	0	1	0	1	0	0	1	0	0	0	3
48	82	FEVER OF UNKNOWN ORIGIN	Male	0	0	1	0	1	1	0	0	0	0	3	
			Female	0	0	0	0	0	0	0	0	0	0	0	0
			Total	0	0	1	0	1	1	0	0	0	0	0	3
49	83	SHOCK, NOT ELSEWHERE CLASSIFIE	Male	0	0	4	8	8	12	1	6	0	0	39	
			Female	0	0	0	0	1	1	0	0	0	0	2	
			Total	0	0	4	8	9	13	1	6	0	0	0	41
50	88	FRACTURES INVOLVING MULTIPLE BODY REGIONS, AND OF UNSPECIFIED BODY REGION	Male	0	0	1	1	1	0	0	0	0	0	3	
			Female	0	0	0	0	0	0	0	0	0	0	0	0
			Total	0	0	1	1	1	0	0	0	0	0	0	3
51	89	INTRACRANIAL AND INTERNAL INJU	Male	0	0	1	1	0	0	0	0	0	0	2	
			Female	0	0	0	0	0	0	0	0	0	0	0	0
			Total	0	0	1	1	0	0	0	0	0	0	0	2
52	90	CRUSHING INJURIES AND TRAUMATIC AMPUTATIONS OF SPECIFIED AND UNSPECIFIED BODY REGIONS	Male	0	0	1	0	1	0	0	0	0	0	2	
			Female	0	0	0	0	0	0	0	0	0	0	0	0

**TABLE D-19 DEATHS BY SELECTED CAUSE OF DEATH, AGE, SEX AND HABITS-(RURAL) - 2023**

SL. No.	CAUSE ID	Selected cause of death	Sex	Age Group									Total
				Below 15	15-24	25-34	35-44	45-54	55-64	65-69	70 & above	Age not Stated	
1	2	3	4	5	6	7	8	9	10	11	12	13	14
		MULTIPLE BODY REGIONS	Total	0	0	1	0	1	0	0	0	0	2
53	91	OTHER INJURIES OF SPECIFIED, UNSPECIFIED AND MULTIPLE BODY REGIONS	Male	0	0	1	0	0	0	0	0	0	1
			Female	0	0	0	0	0	0	0	0	0	0
			Total	0	0	1	0	0	0	0	0	0	1
54	92	EFFECTS OF FOREIGN BODY ENTERING THROUGH NATURAL ORIFICE	Male	0	0	0	0	0	0	0	1	0	1
			Female	0	0	0	0	0	0	0	0	0	0
			Total	0	0	0	0	0	0	0	1	0	1
55	93	RAILWAY ACCIDENTS	Male	0	0	0	1	0	0	0	0	0	1
			Female	0	0	0	0	0	0	0	0	0	0
			Total	0	0	0	1	0	0	0	0	0	1
56	96	ALL OTHER TRANSPORT ACCIDENTS	Male	0	1	1	0	1	1	1	1	1	6
			Female	0	0	0	0	0	0	0	0	0	0
			Total	0	1	1	0	1	1	1	1	1	6
57	97	ACCIDENTAL DROWING AND SUBMERS	Male	0	0	1	0	1	1	0	0	0	3
			Female	0	0	0	0	0	0	0	0	0	0
			Total	0	0	1	0	1	1	0	0	0	3
58	100	ACCIDENTS CAUSED BY MACHINERY, AND BY CUTTING PIERCING INSTRUMENTS	Male	0	0	0	0	0	0	0	1	0	1
			Female	0	0	0	0	0	0	0	0	0	0
			Total	0	0	0	0	0	0	0	1	0	1
59	102	ACCIDENTAL POISONING BY AND EXPOSURE TO NOXIOUS SUBSTANCES	Male	0	0	0	0	1	0	0	1	0	2
			Female	0	0	0	0	0	0	0	0	0	0
			Total	0	0	0	0	1	0	0	1	0	2
60	104	SUN STROKE	Male	0	0	0	0	4	2	0	3	0	9
			Female	0	0	0	0	0	0	0	0	0	0
			Total	0	0	0	0	4	2	0	3	0	9
61	105	COVID 19 VIRUS NOT IDENTIFIED	Male	0	0	0	0	0	1	0	0	0	1
			Female	0	0	0	0	0	0	0	0	0	0
			Total	0	0	0	0	0	1	0	0	0	1
		<b>Total</b>	<b>Male</b>	<b>0</b>	<b>9</b>	<b>85</b>	<b>222</b>	<b>216</b>	<b>223</b>	<b>103</b>	<b>215</b>	<b>0</b>	<b>1073</b>
			<b>Female</b>	<b>0</b>	<b>0</b>	<b>1</b>	<b>1</b>	<b>8</b>	<b>7</b>	<b>3</b>	<b>8</b>	<b>0</b>	<b>28</b>
			<b>Total</b>	<b>0</b>	<b>0</b>	<b>0</b>	<b>1</b>	<b>1</b>	<b>1</b>	<b>0</b>	<b>0</b>	<b>0</b>	<b>1101</b>
<b>Chewing Tobacco, Arecnut &amp; Drinking Alcohol</b>													
1	2	TYPHOID FEVER AND PARATYPHOID FEVERS	Male	0	0	0	1	1	1	0	0	0	3
			Female	0	0	0	0	1	0	0	0	0	1
			Total	0	0	0	1	2	1	0	0	0	4
2	3	FOOD POISONING	Male	0	0	0	1	0	0	0	0	0	1
			Female	0	0	0	0	1	0	0	0	0	1
			Total	0	0	0	1	1	0	0	0	0	2
3	4	DIARRHOEA AND GASTROENTERITIS OF PRESUMED INFECTIOUS ORIGIN	Male	0	0	0	1	0	2	0	0	0	3
			Female	0	0	0	0	0	0	0	0	0	0
			Total	0	0	0	1	0	2	0	0	0	3
4	5	RESPIRATORY TUBERCULOSIS	Male	0	0	3	2	2	3	1	4	0	15
			Female	0	0	0	0	0	0	0	0	0	0
			Total	0	0	3	2	2	3	1	4	0	15
5	14	OTHER AND UNSPECIFIED NEOPLASM	Male	0	0	0	6	5	4	3	0	0	18
			Female	0	0	0	0	0	2	0	0	0	2
			Total	0	0	0	6	5	6	3	0	0	20
6	15	DIABETES MELLITUS	Male	0	0	0	3	5	5	2	4	0	19
			Female	0	0	0	1	1	1	0	0	0	3
			Total	0	0	0	4	6	6	2	4	0	22
7	16	OTHER ANAEMIAS(D50-D55,D57-D64)	Male	0	0	0	1	2	1	1	1	0	6
			Female	0	0	0	0	1	0	0	0	0	1
			Total	0	0	0	1	3	1	1	1	0	7
8	17	OTHER VIRAL ENCEPHALITIS	Male	0	0	0	2	0	0	0	0	0	2
			Female	0	0	0	0	0	0	0	0	0	0
			Total	0	0	0	2	0	0	0	0	0	2
9	18	OTHER FORMS OF HEART DISEASES	Male	0	0	5	18	20	20	15	37	0	115
			Female	0	0	0	0	3	0	1	2	0	6
			Total	0	0	5	18	23	20	16	39	0	121
10	19	PNEUMONIA	Male	0	0	4	16	9	8	1	5	0	43

TABLE D-19 DEATHS BY SELECTED CAUSE OF DEATH, AGE, SEX AND HABITS-(RURAL) - 2023

SL. No.	CAUSE ID	Selected cause of death	Sex	Age Group									Total
				Below 15	15-24	25-34	35-44	45-54	55-64	65-69	70 & above	Age not Stated	
1	2	3	4	5	6	7	8	9	10	11	12	13	14
			Female	0	0	1	0	0	2	0	3	0	6
			Total	0	0	5	16	9	10	1	8	0	49
11	20	INFLUENZA	Male	0	0	0	0	0	1	0	0	0	1
			Female	0	0	0	0	0	0	0	0	0	0
			Total	0	0	0	0	0	1	0	0	0	1
12	21	ASTHMA	Male	0	0	0	3	1	17	8	20	0	49
			Female	0	0	0	0	0	3	1	2	0	6
			Total	0	0	0	3	1	20	9	22	0	55
13	22	OTHER VIRAL HEPATITIS (Jaundice)	Male	0	0	1	6	2	1	1	0	0	11
			Female	0	0	0	0	0	0	0	0	0	0
			Total	0	0	1	6	2	1	1	0	0	11
14	23	DISEASES OF THE LIVER	Male	0	1	14	48	23	11	5	3	0	105
			Female	0	0	0	0	2	1	0	0	0	3
			Total	0	1	14	48	25	12	5	3	0	108
15	24	GASTRIC AND DUODENAL ULCER	Male	0	0	0	0	0	0	1	0	0	1
			Female	0	0	0	0	1	0	0	0	0	1
			Total	0	0	0	0	1	0	1	0	0	2
16	25	DISEASES OF APPENDIX	Male	0	0	0	1	2	0	0	0	0	3
			Female	0	0	0	0	0	0	0	0	0	0
			Total	0	0	0	1	2	0	0	0	0	3
17	26	Genital Urinary system	Male	0	0	1	0	0	1	0	0	0	2
			Female	0	0	0	0	0	0	0	0	0	0
			Total	0	0	1	0	0	1	0	0	0	2
18	30	CEREBROVASCULAR DISEASES	Male	0	0	1	4	6	9	3	4	0	27
			Female	0	0	0	0	0	1	0	0	0	1
			Total	0	0	1	4	6	10	3	4	0	28
19	31	SENILITY	Male	0	0	0	0	0	9	11	49	0	69
			Female	0	0	0	0	0	2	2	14	0	18
			Total	0	0	0	0	0	11	13	63	0	87
20	32	Others not else where classified	Male	0	3	10	14	4	7	1	1	0	40
			Female	0	0	0	0	1	0	0	0	0	1
			Total	0	3	10	14	5	7	1	1	0	41
21	33	BITES OF SNAKES AND OTHER VENOMOUS ANIMALS	Male	0	0	0	0	0	0	1	0	0	1
			Female	0	0	0	0	0	0	0	0	0	0
			Total	0	0	0	0	0	0	1	0	0	1
22	35	ACCIDENTAL FALLS	Male	0	1	1	2	4	1	0	3	0	12
			Female	0	0	0	0	0	0	0	0	0	0
			Total	0	1	1	2	4	1	0	3	0	12
23	36	POISONINGS BY DRUGS AND BIOLOG	Male	0	1	2	6	2	6	1	5	0	23
			Female	0	0	0	0	0	0	1	1	0	2
			Total	0	1	2	6	2	6	2	6	0	25
24	37	MOTOR VEHICLE TRAFFIC ACCIDENT	Male	0	0	1	1	2	0	0	0	0	4
			Female	0	0	0	0	0	0	0	0	0	0
			Total	0	0	1	1	2	0	0	0	0	4
25	38	OTHER ROAD VEHICLE ACCIDENTS	Male	0	0	3	2	0	2	1	2	0	10
			Female	0	0	0	0	0	0	0	0	0	0
			Total	0	0	3	2	0	2	1	2	0	10
26	39	INTENTIONAL SELF-HARM(SUICIDE-ATTEMPTED)	Male	0	0	1	3	3	1	1	2	0	11
			Female	0	0	0	0	0	0	0	1	0	1
			Total	0	0	1	3	3	1	1	3	0	12
27	40	ASSAULT(HOMICIDE)	Male	0	0	1	0	0	0	0	0	0	1
			Female	0	0	0	0	0	0	0	0	0	0
			Total	0	0	1	0	0	0	0	0	0	1
28	42	Viral Fever	Male	0	0	0	0	0	0	1	0	0	1
			Female	0	0	0	0	0	0	0	0	0	0
			Total	0	0	0	0	0	0	1	0	0	1
29	43	RENAL FAILURE and OTHER DISORDERS OF KIDNEY AND URETER	Male	0	0	6	23	12	7	5	3	0	56
			Female	0	0	0	0	1	2	0	1	0	4
			Total	0	0	6	23	13	9	5	4	0	60



TABLE D-19 DEATHS BY SELECTED CAUSE OF DEATH, AGE, SEX AND HABITS-(RURAL) - 2023

SL. No.	CAUSE ID	Selected cause of death	Sex	Age Group									Total
				Below 15	15-24	25-34	35-44	45-54	55-64	65-69	70 & above	Age not Stated	
1	2	3	4	5	6	7	8	9	10	11	12	13	14
30	44	SEPTICAEMIA	Male	0	0	2	12	5	5	2	6	0	32
			Female	0	0	0	1	0	2	0	1	0	4
			Total	0	0	2	13	5	7	2	7	0	36
31	47	TUBERCULOSIS OF OTHER ORGANS AND MILIARY TUBERCULOSIS	Male	0	0	2	3	1	1	0	0	0	7
			Female	0	0	0	0	0	0	0	0	0	0
			Total	0	0	2	3	1	1	0	0	0	7
32	49	HUMAN IMMUNODEFICIENCY VIRUS[HIV]DISEASE	Male	0	0	0	0	2	0	1	0	0	3
			Female	0	0	0	0	0	0	0	0	0	0
			Total	0	0	0	0	2	0	1	0	0	3
33	50	MALIGNANT NEOPLASMS OF LIP, ORAL CAVITY AND PHARYNX	Male	0	0	2	1	7	9	3	2	0	24
			Female	0	0	0	0	0	2	0	2	0	4
			Total	0	0	2	1	7	11	3	4	0	28
34	51	MALIGNANT NEOPLASM OF OESOPHAGUS	Male	0	0	0	0	1	0	2	0	0	3
			Female	0	0	0	0	0	0	0	0	0	0
			Total	0	0	0	0	1	0	2	0	0	3
35	52	MALIGNANT NEOPLASM OF STOMACH	Male	0	0	1	1	0	2	1	1	0	6
			Female	0	0	0	0	0	0	0	0	0	0
			Total	0	0	1	1	0	2	1	1	0	6
36	53	MALIGNANT NEOPLASMS OF LIVER AND INTRAHEPATIC BILE DUCTS	Male	0	0	2	2	5	2	0	0	0	11
			Female	0	0	0	0	0	0	0	0	0	0
			Total	0	0	2	2	5	2	0	0	0	11
37	54	MALIGNANT NEOPLASMS OF LARYNX, TRACHEA, BRONCHUS AND LUNG	Male	0	0	0	1	4	7	4	5	0	21
			Female	0	0	0	0	0	0	0	1	0	1
			Total	0	0	0	1	4	7	4	6	0	22
38	56	OTHER MALIGNANT NEOPLASM OF FEMALE GENITAL ORGANS	Male	0	0	0	0	0	0	0	0	0	0
			Female	0	0	0	0	0	1	0	0	0	1
			Total	0	0	0	0	0	1	0	0	0	1
39	58	MALIGNANT NEOPLASM OF BLADDER	Male	0	0	1	1	3	1	1	0	0	7
			Female	0	0	0	0	0	0	0	0	0	0
			Total	0	0	1	1	3	1	1	0	0	7
40	59	MALIGNANT NEOPLASMS OF MENINGES,BRAIN AND OTHER PARTS OF CENTRAL NERVOUS	Male	0	0	0	1	0	1	0	0	0	2
			Female	0	0	0	0	0	0	0	0	0	0
			Total	0	0	0	1	0	1	0	0	0	2
41	60	LEUKAEMIA	Male	0	0	0	1	0	0	0	0	0	1
			Female	0	0	0	0	0	0	0	0	0	0
			Total	0	0	0	1	0	0	0	0	0	1
42	61	OTHER PROTEIN-ENERGY MALNUTRITION	Male	0	0	0	1	2	0	2	0	0	5
			Female	0	0	0	0	2	0	0	0	0	2
			Total	0	0	0	1	4	0	2	0	0	7
43	63	SCHIZOPHRENIA, SCHIZOTYPAL & DELUSIONA and MENTAL BEHAVIOURAL DISORDERS	Male	0	0	0	1	0	0	1	0	0	2
			Female	0	0	0	0	0	0	0	0	0	0
			Total	0	0	0	1	0	0	1	0	0	2
44	64	OTHER INFLAMMATORY DISEASES OF THE CENTRAL NERVOUS SYSTEM	Male	0	0	0	0	0	1	0	0	0	1
			Female	0	0	0	0	0	0	0	0	0	0
			Total	0	0	0	0	0	1	0	0	0	1
45	66	HYPERTENSIVE HEART DISEASES	Male	0	4	14	28	36	34	13	25	0	154
			Female	0	0	0	1	1	2	1	6	0	11
			Total	0	4	14	29	37	36	14	31	0	165
46	67	ACUTE MYOCARDIAL INFARCTION	Male	0	0	9	35	28	28	15	40	0	155
			Female	0	0	1	1	4	4	4	5	0	19
			Total	0	0	10	36	32	32	19	45	0	174
47	68	ARTERIAL EMBOLISM AND THROMBOSISPHEBITIS,THROMBOPHLEBITIS,VENOUS EMBOLISM AND THROMBOSIS	Male	0	0	0	0	2	0	0	0	0	2
			Female	0	0	0	0	0	0	0	0	0	0
			Total	0	0	0	0	2	0	0	0	0	2
48	69	BRONCHITIS ,BRONCHIOLITIS and UNSPECIFIED EMPHYSEMA	Male	0	0	0	1	4	4	1	0	0	10
			Female	0	0	0	0	0	0	0	0	0	0
			Total	0	0	0	1	4	4	1	0	0	10
49	71	PARALYTIC ILEUS AND INTESTINAL OBSTRUCTION WITHOUT HERNIA	Male	0	0	1	3	9	9	5	8	0	35
			Female	0	0	1	0	0	0	1	1	0	3
			Total	0	0	2	3	9	9	6	9	0	38

TABLE D-19 DEATHS BY SELECTED CAUSE OF DEATH, AGE, SEX AND HABITS-(RURAL) - 2023

SL. No.	CAUSE ID	Selected cause of death	Sex	Age Group									Total	
				Below 15	15-24	25-34	35-44	45-54	55-64	65-69	70 & above	Age not Stated		
1	2	3	4	5	6	7	8	9	10	11	12	13	14	
50	73	CHOLELITHIASIS AND CHOLECYSTIT	Male	0	0	1	2	0	3	0	1	0	0	7
			Female	0	0	0	0	1	0	0	0	0	0	1
			Total	0	0	1	2	1	3	0	1	0	0	8
51	74	DISORDERS OF THE PANCREAS	Male	0	0	2	0	0	0	0	1	0	0	3
			Female	0	0	0	0	0	0	0	0	0	0	0
			Total	0	0	2	0	0	0	0	1	0	0	3
52	82	FEVER OF UNKNOWN ORIGIN	Male	0	0	1	0	2	1	0	1	0	0	5
			Female	0	0	0	0	0	0	0	0	0	0	0
			Total	0	0	1	0	2	1	0	1	0	0	5
53	83	SHOCK, NOT ELSEWHERE CLASSIFIE	Male	0	0	5	7	9	9	3	5	0	0	38
			Female	0	0	0	0	2	2	0	0	0	0	4
			Total	0	0	5	7	11	11	3	5	0	0	42
54	84	FRACTURE OF SKULL AND FACIAL B	Male	0	0	0	1	0	0	0	0	0	0	1
			Female	0	0	0	0	0	0	0	0	0	0	0
			Total	0	0	0	1	0	0	0	0	0	0	1
55	88	FRACTURES INVOLVING MULTIPLE BODY REGIONS, AND OF UNSPECIFIED BODY REGION	Male	0	0	1	1	3	0	0	0	0	0	5
			Female	0	0	0	0	0	0	0	0	0	0	0
			Total	0	0	1	1	3	0	0	0	0	0	5
56	89	INTRACRANIAL AND INTERNAL INJU	Male	0	0	0	2	0	0	0	0	0	0	2
			Female	0	0	0	0	0	0	0	0	0	0	0
			Total	0	0	0	2	0	0	0	0	0	0	2
57	90	CRUSHING INJURIES AND TRAUMATIC AMPUTATIONS OF SPECIFIED AND MULTIPLE BODY REGIONS	Male	0	0	1	0	1	0	0	0	0	0	2
			Female	0	0	0	0	0	0	0	0	0	0	0
			Total	0	0	1	0	1	0	0	0	0	0	2
58	91	OTHER INJURIES OF SPECIFIED, UNSPECIFIED AND MULTIPLE BODY REGIONS	Male	0	0	1	0	0	0	0	0	0	0	1
			Female	0	0	0	0	0	0	0	0	0	0	0
			Total	0	0	1	0	0	0	0	0	0	0	1
59	92	EFFECTS OF FOREIGN BODY ENTERING THROUGH NATURAL ORIFICE	Male	0	0	0	1	0	0	0	1	0	0	2
			Female	0	0	0	0	0	0	0	0	0	0	0
			Total	0	0	0	1	0	0	0	1	0	0	2
60	93	RAILWAY ACCIDENTS	Male	0	0	0	1	0	0	0	0	0	0	1
			Female	0	0	0	0	0	0	0	0	0	0	0
			Total	0	0	0	1	0	0	0	0	0	0	1
61	96	ALL OTHER TRANSPORT ACCIDENTS	Male	0	1	1	0	0	0	1	1	0	0	4
			Female	0	0	0	0	0	0	0	0	0	0	0
			Total	0	1	1	0	0	0	1	1	0	0	4
62	97	ACCIDENTAL DROWING AND SUBMERS	Male	0	0	1	0	4	1	0	0	0	0	6
			Female	0	0	0	0	1	0	0	0	0	0	1
			Total	0	0	1	0	5	1	0	0	0	0	7
63	100	ACCIDENTS CAUSED BY MACHINERY,AND BY CUTTING PIERCING INSTRUMENTS	Male	0	0	0	0	0	0	0	1	0	0	1
			Female	0	0	0	0	0	0	0	0	0	0	0
			Total	0	0	0	0	0	0	0	1	0	0	1
64	102	ACCIDENTAL POISOINING BY AND EXPOSURE TO NOXIOUS SUBSTANCES	Male	0	0	0	1	0	1	0	0	0	0	2
			Female	0	0	0	0	0	0	0	0	0	0	0
			Total	0	0	0	1	0	1	0	0	0	0	2
65	104	SUN STROKE	Male	0	0	0	0	4	2	0	3	0	0	9
			Female	0	0	0	0	0	0	0	1	0	0	1
			Total	0	0	0	0	4	2	0	4	0	0	10
66	105	COVID 19 VIRUS NOT IDENTIFIED	Male	0	0	0	0	0	1	0	0	0	0	1
			Female	0	0	0	0	0	0	0	0	0	0	0
			Total	0	0	0	0	0	1	0	0	0	0	1
<b>Total</b>			<b>Male</b>	<b>0</b>	<b>11</b>	<b>102</b>	<b>272</b>	<b>237</b>	<b>239</b>	<b>118</b>	<b>244</b>	<b>0</b>	<b>1223</b>	
			<b>Female</b>	<b>0</b>	<b>0</b>	<b>3</b>	<b>4</b>	<b>23</b>	<b>27</b>	<b>11</b>	<b>41</b>	<b>0</b>	<b>109</b>	
			<b>Total</b>	<b>0</b>	<b>0</b>	<b>0</b>	<b>1</b>	<b>2</b>	<b>1</b>	<b>0</b>	<b>0</b>	<b>0</b>	<b>1332</b>	
<b>Only chewing tobacco</b>														
1	2	TYPHOID FEVER AND PARATYPHOID FEVERS FEVERS	Male	0	0	1	3	4	2	0	1	0	0	11
			Female	0	0	0	0	1	2	0	1	0	0	4
			Total	0	0	1	3	5	4	0	2	0	0	15
2	3	FOOD POISONING	Male	0	0	0	2	0	0	0	0	0	0	2
			Female	0	0	0	0	1	0	0	0	0	0	1

**TABLE D-19 DEATHS BY SELECTED CAUSE OF DEATH, AGE, SEX AND HABITS-(RURAL) - 2023**

SL. No.	CAUSE ID	Selected cause of death	Sex	Age Group									Total
				Below 15	15-24	25-34	35-44	45-54	55-64	65-69	70 & above	Age not Stated	
1	2	3	4	5	6	7	8	9	10	11	12	13	14
			Total	0	0	0	2	1	0	0	0	0	3
3	4	DIARRHOEA AND GASTROENTERITIS OF PRESUMED INFECTIOUS ORIGIN	Male	0	0	0	1	1	3	0	1	0	6
			Female	0	0	0	0	0	0	1	0	0	1
			Total	0	0	0	1	1	3	1	1	0	7
4	5	RESPIRATORY TUBERCULOSIS	Male	0	0	5	4	6	5	4	11	0	35
			Female	0	0	1	0	0	1	3	5	0	10
			Total	0	0	6	4	6	6	7	16	0	45
5	14	OTHER AND UNSPECIFIED NEOPLASM	Male	0	1	1	11	10	13	8	5	0	49
			Female	0	0	0	0	3	6	0	6	0	15
			Total	0	1	1	11	13	19	8	11	0	64
6	15	DIABETES MELLITUS	Male	0	0	0	11	19	15	3	13	0	61
			Female	0	0	0	2	4	12	6	13	0	37
			Total	0	0	0	13	23	27	9	26	0	98
7	16	OTHER ANAEMIAS(D50-D55,D57-D64)	Male	0	1	2	3	8	2	1	3	0	20
			Female	0	0	0	2	2	0	0	0	0	4
			Total	0	1	2	5	10	2	1	3	0	24
8	17	OTHER VIRAL ENCEPHALITIS	Male	0	0	2	2	0	0	0	0	0	4
			Female	0	0	0	0	0	0	0	0	0	0
			Total	0	0	2	2	0	0	0	0	0	4
9	18	OTHER FORMS OF HEART DISEASES	Male	0	1	10	36	39	50	38	114	1	289
			Female	0	0	0	3	9	14	12	74	1	113
			Total	0	1	10	39	48	64	50	188	2	402
10	19	PNEUMONIA	Male	0	1	7	22	15	15	5	14	0	79
			Female	0	0	1	1	1	5	2	4	0	14
			Total	0	1	8	23	16	20	7	18	0	93
11	20	INFLUENZA	Male	0	0	0	1	0	1	0	0	0	2
			Female	0	0	0	0	0	0	0	0	0	0
			Total	0	0	0	1	0	1	0	0	0	2
12	21	ASTHMA	Male	0	0	2	10	7	34	14	53	0	120
			Female	0	0	0	2	6	14	6	41	0	69
			Total	0	0	2	12	13	48	20	94	0	189
13	22	OTHER VIRAL HEPATITIS (Jaundice)	Male	0	0	2	10	7	2	2	2	0	25
			Female	0	0	0	0	0	2	1	0	0	3
			Total	0	0	2	10	7	4	3	2	0	28
14	23	DISEASES OF THE LIVER	Male	0	1	27	62	35	18	9	4	0	156
			Female	0	0	0	2	3	3	1	1	0	10
			Total	0	1	27	64	38	21	10	5	0	166
15	24	GASTRIC AND DUODENAL ULCER	Male	0	0	0	0	0	1	1	0	0	2
			Female	0	0	0	0	1	0	0	0	0	1
			Total	0	0	0	0	1	1	1	0	0	3
16	25	DISEASES OF APPENDIX	Male	0	0	1	1	2	0	0	0	0	4
			Female	0	0	0	0	1	0	0	0	0	1
			Total	0	0	1	1	3	0	0	0	0	5
17	26	Genital Urinary system	Male	0	0	1	0	0	1	0	0	0	2
			Female	0	0	0	0	0	0	0	0	0	0
			Total	0	0	1	0	0	1	0	0	0	2
18	30	CEREBROVASCULAR DISEASES	Male	0	0	1	9	12	11	7	16	0	56
			Female	0	0	0	1	1	5	4	6	0	17
			Total	0	0	1	10	13	16	11	22	0	73
19	31	SENILITY	Male	0	0	0	0	0	21	26	168	1	216
			Female	0	0	0	0	0	25	20	201	3	249
			Total	0	0	0	0	0	46	46	369	4	465
20	32	Others not else where classified	Male	0	4	28	27	14	14	7	3	0	97
			Female	0	0	3	1	2	2	0	3	0	11
			Total	0	4	31	28	16	16	7	6	0	108
21	33	BITES OF SNAKES AND OTHER VENOMOUS ANIMALS	Male	0	0	0	0	0	1	1	1	0	3
			Female	0	0	0	0	0	0	0	1	0	1
			Total	0	0	0	0	0	1	1	2	0	4
22	34	BURNS AND CORROSIONS	Male	0	0	2	0	1	1	0	0	0	4

**TABLE D-19 DEATHS BY SELECTED CAUSE OF DEATH, AGE, SEX AND HABITS-(RURAL) - 2023**

SL. No.	CAUSE ID	Selected cause of death	Sex	Age Group									Total
				Below 15	15-24	25-34	35-44	45-54	55-64	65-69	70 & above	Age not Stated	
1	2	3	4	5	6	7	8	9	10	11	12	13	14
			Female	0	0	0	0	0	0	0	0	0	0
			Total	0	0	2	0	1	1	0	0	0	0
23	35	ACCIDENTAL FALLS	Male	0	2	5	6	8	7	2	4	0	34
			Female	0	0	0	1	0	2	2	0	0	5
			Total	0	2	5	7	8	9	4	4	0	39
24	36	POISONINGS BY DRUGS AND BIOLOG	Male	0	2	8	9	4	9	2	7	0	41
			Female	0	1	2	1	2	1	3	2	0	12
			Total	0	3	10	10	6	10	5	9	0	53
25	37	MOTOR VEHICLE TRAFFIC ACCIDENT	Male	0	1	1	2	2	1	0	2	0	9
			Female	0	0	0	0	0	0	0	0	0	0
			Total	0	1	1	2	2	1	0	2	0	9
26	38	OTHER ROAD VEHICLE ACCIDENTS	Male	0	0	5	9	3	5	1	3	0	26
			Female	0	0	0	0	0	0	0	1	0	1
			Total	0	0	5	9	3	5	1	4	0	27
27	39	INTENTIONAL SELF-HARM(SUICIDE-ATTEMPTED)	Male	0	0	4	4	6	4	2	2	0	22
			Female	0	0	0	0	2	0	0	1	0	3
			Total	0	0	4	4	8	4	2	3	0	25
28	40	ASSAULT(HOMICIDE)	Male	0	0	1	0	1	0	0	0	0	2
			Female	0	0	0	0	0	0	0	0	0	0
			Total	0	0	1	0	1	0	0	0	0	2
29	42	Viral Fever	Male	0	0	0	0	0	0	1	0	0	1
			Female	0	0	0	0	0	0	0	1	0	1
			Total	0	0	0	0	0	0	1	1	0	2
30	43	RENAL FAILURE and OTHER DISORDERS OF KIDNEY AND URETER	Male	0	0	11	37	28	13	14	14	0	117
			Female	0	0	1	0	2	5	4	5	0	17
			Total	0	0	12	37	30	18	18	19	0	134
31	44	SEPTICAEMIA	Male	0	0	4	18	16	13	7	13	0	71
			Female	0	0	0	1	2	5	1	8	0	17
			Total	0	0	4	19	18	18	8	21	0	88
32	47	TUBERCULOSIS OF OTHER ORGANS AND MILIARY TUBERCULOSIS	Male	0	0	3	6	6	1	0	2	0	18
			Female	0	0	2	0	2	5	0	1	0	10
			Total	0	0	5	6	8	6	0	3	0	28
33	49	HUMAN IMMUNODEFICIENCY VIRUS(HIV)DISEASE	Male	0	0	0	2	5	1	1	0	0	9
			Female	0	0	0	0	2	1	0	0	0	3
			Total	0	0	0	2	7	2	1	0	0	12
34	50	MALIGNANT NEOPLASMS OF LIP, ORAL CAVITY AND PHARYNX	Male	0	0	5	19	18	19	5	13	0	79
			Female	0	0	0	2	8	17	7	24	0	58
			Total	0	0	5	21	26	36	12	37	0	137
35	51	MALIGNANT NEOPLASM OF OESOPHAGUS	Male	0	0	0	0	2	8	6	3	0	19
			Female	0	0	0	1	2	3	2	2	0	10
			Total	0	0	0	1	4	11	8	5	0	29
36	52	MALIGNANT NEOPLASM OF STOMACH	Male	0	0	1	3	5	4	4	4	0	21
			Female	0	0	0	0	5	4	1	3	0	13
			Total	0	0	1	3	10	8	5	7	0	34
37	53	MALIGNANT NEOPLASMS OF LIVER AND INTRAHEPATIC BILE DUCTS	Male	0	0	2	3	8	6	0	0	0	19
			Female	0	0	0	0	0	1	1	0	0	2
			Total	0	0	2	3	8	7	1	0	0	21
38	54	MALIGNANT NEOPLASMS OF LARYNX, TRACHEA, BRONCHUS AND LUNG	Male	0	0	1	3	7	18	7	8	0	44
			Female	0	0	0	1	1	0	1	7	0	10
			Total	0	0	1	4	8	18	8	15	0	54
39	55	MALIGNANT NEOPLASM OF BREAST	Male	0	0	0	0	0	0	0	0	0	0
			Female	0	0	0	0	0	3	1	3	0	7
			Total	0	0	0	0	0	3	1	3	0	7
40	56	OTHER MALIGNANT NEOPLASM OF FEMALE GENITAL ORGANS	Male	0	0	0	0	0	0	0	0	0	0
			Female	0	0	0	1	1	3	1	0	0	6
			Total	0	0	0	1	1	3	1	0	0	6
41	57	MALIGNANT NEOPLASM OF PROSTATE	Male	0	0	0	1	0	0	1	0	0	2
			Female	0	0	0	0	0	0	0	0	0	0
			Total	0	0	0	1	0	0	1	0	0	2

TABLE D-19 DEATHS BY SELECTED CAUSE OF DEATH, AGE, SEX AND HABITS-(RURAL) - 2023

SL. No.	CAUSE ID	Selected cause of death	Sex	Age Group									Total
				Below 15	15-24	25-34	35-44	45-54	55-64	65-69	70 & above	Age not Stated	
1	2	3	4	5	6	7	8	9	10	11	12	13	14
42	58	MALIGNANT NEOPLASM OF BLADDER	Male	0	0	1	3	6	3	3	4	0	20
			Female	0	0	0	0	0	0	0	2	0	2
			Total	0	0	1	3	6	3	3	6	0	22
43	59	MALIGNANT NEOPLASMS OF MENINGES,BRAIN AND OTHER PARTS OF CENTRAL NERVOUS	Male	0	0	0	3	0	1	0	0	0	4
			Female	0	0	0	0	0	0	0	1	0	1
			Total	0	0	0	3	0	1	0	1	0	5
44	60	LEUKAEMIA	Male	0	0	0	1	0	1	0	1	0	3
			Female	0	0	0	0	0	0	1	0	0	1
			Total	0	0	0	1	0	1	1	1	0	4
45	61	OTHER PROTEIN-ENERGY MALNUTRITION	Male	0	0	0	1	3	1	2	0	0	7
			Female	0	0	0	1	2	0	0	5	0	8
			Total	0	0	0	2	5	1	2	5	0	15
46	62	DISORDERS OF THYROID GLAND	Male	0	0	0	0	1	0	0	1	0	2
			Female	0	0	0	0	0	1	0	0	0	1
			Total	0	0	0	0	1	1	0	1	0	3
47	63	SCHIZOPHRENIA, SCHIZOTYPAL & DELUSIONA and MENTAL BEHAVIOURAL DISORDERS	Male	0	0	0	1	0	0	1	0	0	2
			Female	0	0	0	0	0	0	0	0	0	0
			Total	0	0	0	1	0	0	1	0	0	2
48	64	OTHER INFLAMMATORY DISEASES OF THE CENTRAL NERVOUS SYSTEM	Male	0	0	1	0	1	2	0	1	0	5
			Female	0	0	0	1	0	3	1	0	0	5
			Total	0	0	1	1	1	5	1	1	0	10
49	65	EPILEPSY	Male	0	0	1	2	1	0	1	2	0	7
			Female	0	0	0	0	0	0	0	1	0	1
			Total	0	0	1	2	1	0	1	3	0	8
50	66	HYPERTENSIVE HEART DISEASES	Male	0	4	27	51	64	62	23	73	0	304
			Female	0	0	0	1	9	15	8	26	0	59
			Total	0	4	27	52	73	77	31	99	0	363
51	67	ACUTE MYOCARDIAL INFARCTION	Male	0	2	26	77	80	71	45	91	0	392
			Female	0	0	4	6	22	26	17	61	0	136
			Total	0	2	30	83	102	97	62	152	0	528
52	68	ARTERIAL EMBOLISM AND THROMBOSISPHLEBITIS,THROMBOPHLEBITIS,VENOUS EMBOLISM AND THROMBOSIS	Male	0	0	0	0	2	0	0	2	0	4
			Female	0	0	0	0	0	0	0	0	0	0
			Total	0	0	0	0	2	0	0	2	0	4
53	69	BRONCHITIS ,BRONCHIOLITIS and UNSPECIFIED EMPHYSEMA	Male	0	0	1	3	7	8	1	3	0	23
			Female	0	0	0	2	2	2	2	3	0	11
			Total	0	0	1	5	9	10	3	6	0	34
54	71	PARALYTIC ILEUS AND INTESTINAL OBSTRUCTION WITHOUT HERNIA	Male	0	0	1	5	11	17	7	20	0	61
			Female	0	0	1	0	1	4	6	20	0	32
			Total	0	0	2	5	12	21	13	40	0	93
55	72	PERITONITIS	Male	0	0	1	0	1	0	0	0	0	2
			Female	0	0	0	0	0	1	1	3	0	5
			Total	0	0	1	0	1	1	1	3	0	7
56	73	CHOLELITHIASIS AND CHOLECYSTIT	Male	0	0	2	4	1	4	0	2	0	13
			Female	0	0	0	1	2	1	0	2	0	6
			Total	0	0	2	5	3	5	0	4	0	19
57	74	DISORDERS OF THE PANCREAS	Male	0	0	2	0	0	2	0	1	0	5
			Female	0	0	0	0	0	1	0	0	0	1
			Total	0	0	2	0	0	3	0	1	0	6
58	75	RHEUMATOID ARTHRITIS AND OTHER	Male	0	0	1	0	0	0	0	1	0	2
			Female	0	0	0	0	0	0	0	0	0	0
			Total	0	0	1	0	0	0	0	1	0	2
59	82	FEVER OF UNKNOWN ORIGIN	Male	0	0	1	1	4	6	1	3	0	16
			Female	0	0	0	1	0	0	0	1	0	2
			Total	0	0	1	2	4	6	1	4	0	18
60	83	SHOCK, NOT ELSEWHERE CLASSIFIE	Male	0	2	11	15	13	17	10	15	0	83
			Female	0	0	0	3	8	10	1	9	0	31
			Total	0	2	11	18	21	27	11	24	0	114
61	84	FRACTURE OF SKULL AND FACIAL B	Male	0	0	0	1	0	1	0	0	0	2
			Female	0	0	0	0	0	0	0	0	0	0
			Total	0	0	0	1	0	1	0	0	0	2

TABLE D-19 DEATHS BY SELECTED CAUSE OF DEATH, AGE, SEX AND HABITS-(RURAL) - 2023

SL. No.	CAUSE ID	Selected cause of death	Sex	Age Group									Total	
				Below 15	15-24	25-34	35-44	45-54	55-64	65-69	70 & above	Age not Stated		
1	2	3	4	5	6	7	8	9	10	11	12	13	14	
62	85	FRACTURE OF NECK, THORAX OR PEL	Male	0	0	0	0	1	0	0	0	0	0	1
			Female	0	0	0	0	0	0	0	0	0	0	0
			Total	0	0	0	0	1	0	0	0	0	0	0
63	87	FRACTURE OF LOWER LIMB	Male	0	0	0	0	1	0	0	0	0	0	1
			Female	0	0	0	0	0	0	0	0	0	0	0
			Total	0	0	0	0	1	0	0	0	0	0	0
64	88	FRACTURES INVOLVING MULTIPLE BODY REGIONS, AND OF UNSPECIFIED BODY REGION	Male	0	0	1	1	3	0	0	0	0	0	5
			Female	0	0	0	0	0	0	0	0	0	0	0
			Total	0	0	1	1	3	0	0	0	0	0	0
65	89	INTRACRANIAL AND INTERNAL INJU	Male	0	0	0	2	0	1	0	0	0	0	3
			Female	0	0	0	0	0	0	0	2	0	0	2
			Total	0	0	0	2	0	1	0	2	0	0	5
66	90	CRUSHING INJURIES AND TRAUMATIC AMPUTATIONS OF SPECIFIED AND MULTIPLE BODY REGIONS	Male	0	0	1	0	1	0	0	0	0	0	2
			Female	0	0	0	0	0	0	0	0	0	0	0
			Total	0	0	1	0	1	0	0	0	0	0	0
67	91	OTHER INJURIES OF SPECIFIED, UNSPECIFIED AND MULTIPLE BODY REGIONS	Male	0	0	2	3	1	0	1	0	0	0	7
			Female	0	0	0	0	0	0	0	0	0	0	0
			Total	0	0	2	3	1	0	1	0	0	0	0
68	92	EFFECTS OF FOREIGN BODY ENTERING THROUGH NATURAL ORIFICE	Male	0	0	0	1	0	0	0	1	0	0	2
			Female	0	0	0	0	0	0	0	0	0	0	0
			Total	0	0	0	1	0	0	0	1	0	0	0
69	93	RAILWAY ACCIDENTS	Male	0	0	0	2	0	0	0	0	0	0	2
			Female	0	0	0	0	0	0	0	0	0	0	0
			Total	0	0	0	2	0	0	0	0	0	0	0
70	94	WATER TRANSPORT ACCIDENTS	Male	0	0	0	0	0	1	0	0	0	0	1
			Female	0	0	0	0	0	0	0	0	0	0	0
			Total	0	0	0	0	0	1	0	0	0	0	0
71	96	ALL OTHER TRANSPORT ACCIDENTS	Male	0	1	3	3	3	1	1	5	0	0	17
			Female	0	0	0	0	1	0	0	1	0	0	2
			Total	0	1	3	3	4	1	1	6	0	0	0
72	97	ACCIDENTAL DROWING AND SUBMERS	Male	0	0	2	4	9	2	1	2	0	0	20
			Female	0	0	1	0	1	1	0	0	0	0	3
			Total	0	0	3	4	10	3	1	2	0	0	0
73	100	ACCIDENTS CAUSED BY MACHINERY, AND BY CUTTING PIERCING INSTRUMENTS	Male	0	0	0	0	0	0	0	1	0	0	1
			Female	0	0	0	0	0	0	0	0	0	0	0
			Total	0	0	0	0	0	0	0	1	0	0	0
74	102	ACCIDENTAL POISONING BY AND EXPOSURE TO NOXIOUS SUBSTANCES	Male	0	0	0	1	0	1	1	0	0	0	3
			Female	0	0	0	1	1	0	0	0	0	0	2
			Total	0	0	0	2	1	1	1	0	0	0	0
75	104	SUN STROKE	Male	0	0	0	0	4	4	0	8	0	0	16
			Female	0	0	0	0	0	0	1	3	0	0	4
			Total	0	0	0	0	4	4	1	11	0	0	0
76	105	COVID 19 VIRUS NOT IDENTIFIED	Male	0	0	0	0	0	1	0	0	0	0	1
			Female	0	0	0	0	0	0	0	0	0	0	0
			Total	0	0	0	0	0	1	0	0	0	0	0
77	106	DENGUE FEVER	Male	0	1	0	1	0	0	1	1	0	0	4
			Female	0	0	0	0	0	0	0	0	0	0	0
			Total	0	1	0	1	0	0	1	1	0	0	0
<b>Total</b>			<b>Male</b>	<b>0</b>	<b>24</b>	<b>228</b>	<b>523</b>	<b>517</b>	<b>526</b>	<b>278</b>	<b>722</b>	<b>2</b>	<b>2820</b>	
			<b>Female</b>	<b>0</b>	<b>1</b>	<b>16</b>	<b>39</b>	<b>113</b>	<b>206</b>	<b>118</b>	<b>554</b>	<b>4</b>	<b>1051</b>	
			<b>Total</b>	<b>0</b>	<b>0</b>	<b>1</b>	<b>3</b>	<b>5</b>	<b>4</b>	<b>0</b>	<b>2</b>	<b>0</b>	<b>3871</b>	
<b>Only chewing Arecnut</b>														
1	2	TYPHOID FEVER AND PARATYPHOID FEVERS	Male	0	0	0	1	1	1	0	1	0	0	4
			Female	0	0	0	0	1	0	0	0	0	0	1
			Total	0	0	0	1	2	1	0	1	0	0	0
2	3	FOOD POISONING	Male	0	0	0	1	0	0	0	0	0	0	1
			Female	0	0	0	0	1	0	0	0	0	0	1
			Total	0	0	0	1	1	0	0	0	0	0	0
3	4	DIARRHOEA AND GASTROENTERITIS OF PRESUMED INFECTIOUS ORIGIN	Male	0	0	0	1	0	2	0	2	0	0	5
			Female	0	0	0	0	0	0	0	0	0	0	0

TABLE D-19 DEATHS BY SELECTED CAUSE OF DEATH, AGE, SEX AND HABITS-(RURAL) - 2023

SL. No.	CAUSE ID	Selected cause of death	Sex	Age Group									Total
				Below 15	15-24	25-34	35-44	45-54	55-64	65-69	70 & above	Age not Stated	
1	2	3	4	5	6	7	8	9	10	11	12	13	14
			Total	0	0	0	1	0	2	0	2	0	5
4	5	RESPIRATORY TUBERCULOSIS	Male	0	0	3	5	6	7	2	12	0	35
			Female	0	0	0	0	0	3	2	4	0	9
			Total	0	0	3	5	6	10	4	16	0	44
5	14	OTHER AND UNSPECIFIED NEOPLASM	Male	0	0	2	7	7	15	5	4	0	40
			Female	0	0	0	2	3	5	2	5	0	17
			Total	0	0	2	9	10	20	7	9	0	57
6	15	DIABETES MELLITUS	Male	0	0	0	7	14	10	5	13	0	49
			Female	0	0	0	1	1	9	6	11	0	28
			Total	0	0	0	8	15	19	11	24	0	77
7	16	OTHER ANAEMIAS(D50-D55,D57-D64)	Male	0	0	3	3	3	3	1	2	0	15
			Female	0	0	0	0	2	1	0	1	0	4
			Total	0	0	3	3	5	4	1	3	0	19
8	17	OTHER VIRAL ENCEPHALITIS	Male	0	0	0	3	0	0	0	2	0	5
			Female	0	0	0	0	0	1	0	0	0	1
			Total	0	0	0	3	0	1	0	2	0	6
9	18	OTHER FORMS OF HEART DISEASES	Male	0	1	11	29	39	61	50	155	1	347
			Female	0	0	0	2	9	20	16	94	3	144
			Total	0	1	11	31	48	81	66	249	4	491
10	19	PNEUMONIA	Male	0	1	6	20	16	19	4	20	0	86
			Female	0	0	2	1	2	5	3	9	0	22
			Total	0	1	8	21	18	24	7	29	0	108
11	20	INFLUENZA	Male	0	0	0	1	0	1	0	0	0	2
			Female	0	0	0	0	0	0	0	0	0	0
			Total	0	0	0	1	0	1	0	0	0	2
12	21	ASTHMA	Male	0	0	4	6	4	30	12	47	0	103
			Female	0	0	0	2	5	13	8	47	0	75
			Total	0	0	4	8	9	43	20	94	0	178
13	22	OTHER VIRAL HEPATITIS (Jaundice)	Male	0	0	1	9	6	2	2	0	0	20
			Female	0	0	0	0	0	1	0	0	0	1
			Total	0	0	1	9	6	3	2	0	0	21
14	23	DISEASES OF THE LIVER	Male	0	1	23	73	40	23	7	5	0	172
			Female	0	0	0	0	3	2	1	3	0	9
			Total	0	1	23	73	43	25	8	8	0	181
15	24	GASTRIC AND DUODENAL ULCER	Male	0	0	1	0	0	1	1	0	0	3
			Female	0	0	0	0	1	0	0	0	0	1
			Total	0	0	1	0	1	1	1	0	0	4
16	25	DISEASES OF APPENDIX	Male	0	0	0	1	2	0	0	0	0	3
			Female	0	0	0	0	1	0	0	0	0	1
			Total	0	0	0	1	3	0	0	0	0	4
17	26	Genital Urinary system	Male	0	0	1	1	0	1	0	0	0	3
			Female	0	0	0	0	0	0	0	0	0	0
			Total	0	0	1	1	0	1	0	0	0	3
18	30	CEREBROVASCULAR DISEASES	Male	0	0	2	10	12	16	7	13	0	60
			Female	0	0	0	0	1	3	4	9	0	17
			Total	0	0	2	10	13	19	11	22	0	77
19	31	SENILITY	Male	0	0	0	0	0	18	26	169	1	214
			Female	0	0	0	0	0	29	13	215	4	261
			Total	0	0	0	0	0	47	39	384	5	475
20	32	Others not else where classified	Male	0	5	19	27	9	14	5	6	0	85
			Female	0	0	3	0	3	0	0	3	0	9
			Total	0	5	22	27	12	14	5	9	0	94
21	33	BITES OF SNAKES AND OTHER VENOMOUS ANIMALS	Male	0	0	0	1	0	1	1	2	0	5
			Female	0	0	0	0	0	0	0	2	0	2
			Total	0	0	0	1	0	1	1	4	0	7
22	34	BURNS AND CORROSIONS	Male	0	0	0	0	0	0	0	0	0	0
			Female	0	0	0	0	0	1	0	0	0	1
			Total	0	0	0	0	0	1	0	0	0	1
23	35	ACCIDENTAL FALLS	Male	0	1	4	6	8	4	0	6	0	29

TABLE D-19 DEATHS BY SELECTED CAUSE OF DEATH, AGE, SEX AND HABITS-(RURAL) - 2023

SL. No.	CAUSE ID	Selected cause of death	Sex	Age Group									Total
				Below 15	15-24	25-34	35-44	45-54	55-64	65-69	70 & above	Age not Stated	
1	2	3	4	5	6	7	8	9	10	11	12	13	14
			Female	0	0	0	0	0	2	0	2	0	4
			Total	0	1	4	6	8	6	0	8	0	33
24	36	POISONINGS BY DRUGS AND BIOLOG	Male	0	1	7	7	6	8	1	10	0	40
			Female	0	0	0	0	3	2	1	2	0	8
			Total	0	1	7	7	9	10	2	12	0	48
25	37	MOTOR VEHICLE TRAFFIC ACCIDENT	Male	0	1	1	5	3	1	0	1	0	12
			Female	0	0	0	0	0	0	0	0	0	0
			Total	0	1	1	5	3	1	0	1	0	12
26	38	OTHER ROAD VEHICLE ACCIDENTS	Male	0	0	3	12	2	6	1	5	0	29
			Female	0	0	0	0	0	2	0	1	0	3
			Total	0	0	3	12	2	8	1	6	0	32
27	39	INTENTIONAL SELF-HARM(SUICIDE-ATTEMPTED)	Male	0	1	2	4	5	3	3	2	0	20
			Female	0	0	0	1	2	0	0	2	0	5
			Total	0	1	2	5	7	3	3	4	0	25
28	40	ASSAULT(HOMICIDE)	Male	0	0	1	0	0	0	0	0	0	1
			Female	0	0	0	0	0	0	0	0	0	0
			Total	0	0	1	0	0	0	0	0	0	1
29	42	Viral Fever	Male	0	0	0	0	1	0	1	0	0	2
			Female	0	0	0	0	0	0	0	0	0	0
			Total	0	0	0	0	1	0	1	0	0	2
30	43	RENAL FAILURE and OTHER DISORDERS OF KIDNEY AND URETER	Male	0	0	14	33	25	19	16	14	0	121
			Female	0	0	0	0	2	3	1	4	0	10
			Total	0	0	14	33	27	22	17	18	0	131
31	44	SEPTICAEMIA	Male	0	0	3	22	11	9	3	13	0	61
			Female	0	0	0	2	2	4	1	14	0	23
			Total	0	0	3	24	13	13	4	27	0	84
32	47	TUBERCULOSIS OF OTHER ORGANS AND MILIARY TUBERCULOSIS	Male	0	0	4	5	4	3	1	1	0	18
			Female	0	0	1	0	2	3	1	0	0	7
			Total	0	0	5	5	6	6	2	1	0	25
33	49	HUMAN IMMUNODEFICIENCY VIRUS(HIV)DISEASE	Male	0	0	0	1	3	1	1	0	0	6
			Female	0	0	0	1	0	0	0	0	0	1
			Total	0	0	0	2	3	1	1	0	0	7
34	50	MALIGNANT NEOPLASMS OF LIP, ORAL CAVITY AND PHARYNX	Male	0	0	3	6	8	14	6	10	0	47
			Female	0	0	0	2	7	13	7	25	0	54
			Total	0	0	3	8	15	27	13	35	0	101
35	51	MALIGNANT NEOPLASM OF OESOPHAGUS	Male	0	0	0	0	3	2	5	4	0	14
			Female	0	0	0	2	0	2	1	0	0	5
			Total	0	0	0	2	3	4	6	4	0	19
36	52	MALIGNANT NEOPLASM OF STOMACH	Male	0	0	2	2	2	4	2	6	0	18
			Female	0	0	0	0	3	4	1	6	0	14
			Total	0	0	2	2	5	8	3	12	0	32
37	53	MALIGNANT NEOPLASMS OF LIVER AND INTRAHEPATIC BILE DUCTS	Male	0	0	2	4	6	4	0	1	0	17
			Female	0	0	0	0	2	0	1	1	0	4
			Total	0	0	2	4	8	4	1	2	0	21
38	54	MALIGNANT NEOPLASMS OF LARYNX, TRACHEA, BRONCHUS AND LUNG	Male	0	0	4	3	6	13	8	10	0	44
			Female	0	0	0	1	1	4	2	5	0	13
			Total	0	0	4	4	7	17	10	15	0	57
39	55	MALIGNANT NEOPLASM OF BREAST	Male	0	0	0	0	0	0	0	0	0	0
			Female	0	0	0	0	0	4	2	3	0	9
			Total	0	0	0	0	0	4	2	3	0	9
40	56	OTHER MALIGNANT NEOPLASM OF FEMALE GENITAL ORGANS	Male	0	0	0	0	0	0	0	0	0	0
			Female	0	0	0	0	1	2	0	0	0	3
			Total	0	0	0	0	1	2	0	0	0	3
41	57	MALIGNANT NEOPLASM OF PROSTATE	Male	0	0	0	0	0	0	1	0	0	1
			Female	0	0	0	0	0	0	0	0	0	0
			Total	0	0	0	0	0	0	1	0	0	1
42	58	MALIGNANT NEOPLASM OF BLADDER	Male	0	0	1	2	4	2	1	2	0	12
			Female	0	0	0	0	0	1	0	0	0	1
			Total	0	0	1	2	4	3	1	2	0	13



TABLE D-19 DEATHS BY SELECTED CAUSE OF DEATH, AGE, SEX AND HABITS-(RURAL) - 2023

SL. No.	CAUSE ID	Selected cause of death	Sex	Age Group									Total	
				Below 15	15-24	25-34	35-44	45-54	55-64	65-69	70 & above	Age not Stated		
1	2	3	4	5	6	7	8	9	10	11	12	13	14	
43	59	MALIGNANT NEOPLASMS OF MENINGES,BRAIN AND OTHER PARTS OF CENTRAL NERVOUS	Male	0	0	0	1	1	1	1	1	1	0	5
			Female	0	0	0	0	0	0	0	0	2	0	2
			Total	0	0	0	1	1	1	1	1	3	0	7
44	60	LEUKAEMIA	Male	0	0	0	1	0	0	0	0	1	0	2
			Female	0	0	0	0	0	1	1	0	0	0	2
			Total	0	0	0	1	0	1	1	1	0	0	4
45	61	OTHER PROTEIN-ENERGY MALNUTRITION	Male	0	0	0	1	2	2	2	2	0	0	7
			Female	0	0	0	0	2	0	0	0	5	1	8
			Total	0	0	0	1	4	2	2	2	5	1	15
46	62	DISORDERS OF THYROID GLAND	Male	0	0	0	0	0	0	0	1	0	0	1
			Female	0	0	0	0	0	1	0	0	0	0	1
			Total	0	0	0	0	0	1	1	0	0	0	2
47	63	SCHIZOPHRENIA, SCHIZOTYPAL & DELUSIONA and MENTAL BEHAVIOURAL DISORDERS	Male	0	0	0	1	0	1	1	0	0	0	3
			Female	0	0	0	0	0	0	0	0	0	0	0
			Total	0	0	0	1	0	1	1	0	0	0	3
48	64	OTHER INFLAMMATORY DISEASES OF THE CENTRAL NERVOUS SYSTEM	Male	0	1	1	1	1	2	0	0	0	0	6
			Female	0	0	0	1	0	2	1	1	0	0	5
			Total	0	1	1	2	1	4	1	1	0	0	11
49	65	EPILEPSY	Male	0	0	1	2	2	0	1	0	0	0	6
			Female	0	0	0	0	1	0	0	1	0	0	2
			Total	0	0	1	2	3	0	1	1	0	0	8
50	66	HYPERTENSIVE HEART DISEASES	Male	0	6	24	54	63	66	27	61	0	0	301
			Female	0	0	0	2	6	16	11	36	0	0	71
			Total	0	6	24	56	69	82	38	97	0	0	372
51	67	ACUTE MYOCARDIAL INFARCTION	Male	0	1	20	68	66	67	35	104	1	0	362
			Female	0	0	3	2	19	35	18	71	1	0	149
			Total	0	1	23	70	85	102	53	175	2	0	511
52	68	ARTERIAL EMBOLISM AND THROMBOSISPHEBITIS,THROMBOPHLEBITIS,VENOUS EMBOLISM AND THROMBOSIS	Male	0	0	0	0	2	0	0	1	0	0	3
			Female	0	0	0	0	0	0	0	0	0	0	0
			Total	0	0	0	0	2	0	0	1	0	0	3
53	69	BRONCHITIS ,BRONCHIOLITIS and UNSPECIFIED EMPHYSEMA	Male	0	0	1	4	5	7	1	6	0	0	24
			Female	0	1	0	0	2	1	1	4	0	0	9
			Total	0	1	1	4	7	8	2	10	0	0	33
54	71	PARALYTIC ILEUS AND INTESTINAL OBSTRUCTION WITHOUT HERNIA	Male	0	0	1	6	12	26	11	27	0	0	83
			Female	0	0	2	0	2	13	9	27	0	0	53
			Total	0	0	3	6	14	39	20	54	0	0	136
55	72	PERITONITIS	Male	0	0	0	0	0	0	0	0	0	0	0
			Female	0	0	0	0	0	1	2	4	0	0	7
			Total	0	0	0	0	0	1	2	4	0	0	7
56	73	CHOLELITHIASIS AND CHOLECYSTIT	Male	0	0	2	3	3	4	0	1	0	0	13
			Female	0	0	0	0	2	0	0	1	0	0	3
			Total	0	0	2	3	5	4	0	2	0	0	16
57	74	DISORDERS OF THE PANCREAS	Male	0	0	2	2	1	0	0	1	0	0	6
			Female	0	0	0	0	0	1	0	0	0	0	1
			Total	0	0	2	2	1	1	0	1	0	0	7
58	75	RHEUMATOID ARTHRITIS AND OTHER	Male	0	0	0	0	0	0	0	0	0	0	0
			Female	0	0	0	0	0	1	0	0	0	0	1
			Total	0	0	0	0	0	1	0	0	0	0	1
59	82	FEVER OF UNKNOWN ORIGIN	Male	0	0	1	0	2	2	0	2	0	0	7
			Female	0	0	0	0	0	2	0	3	0	0	5
			Total	0	0	1	0	2	4	0	5	0	0	12
60	83	SHOCK, NOT ELSEWHERE CLASSIFIE	Male	0	0	6	13	17	19	8	15	0	0	78
			Female	1	0	0	2	6	7	3	14	0	0	33
			Total	1	0	6	15	23	26	11	29	0	0	111
61	84	FRACTURE OF SKULL AND FACIAL B	Male	0	0	1	2	0	0	0	0	0	0	3
			Female	0	0	0	0	0	0	0	0	0	0	0
			Total	0	0	1	2	0	0	0	0	0	0	3
62	88	FRACTURES INVOLVING MULTIPLE BODY REGIONS, AND OF UNSPECIFIED BODY REGION	Male	0	0	1	1	3	2	0	0	0	0	7
			Female	0	0	0	0	0	0	0	0	0	0	0
			Total	0	0	1	1	3	2	0	0	0	0	7

TABLE D-19 DEATHS BY SELECTED CAUSE OF DEATH, AGE, SEX AND HABITS-(RURAL) - 2023

SL. No.	CAUSE ID	Selected cause of death	Sex	Age Group									Total	
				Below 15	15-24	25-34	35-44	45-54	55-64	65-69	70 & above	Age not Stated		
1	2	3	4	5	6	7	8	9	10	11	12	13	14	
63	89	INTRACRANIAL AND INTERNAL INJU	Male	0	0	1	2	0	2	0	2	0	0	7
			Female	0	0	0	0	0	0	0	1	1	0	2
			Total	0	0	1	2	0	2	1	3	0	0	9
64	90	CRUSHING INJURIES AND TRAUMATIC AMPUTATIONS OF SPECIFIED AND MULTIPLE BODY REGIONS	Male	0	0	1	1	1	0	0	0	0	0	3
			Female	0	0	0	0	0	0	0	0	0	0	0
			Total	0	0	1	1	1	0	0	0	0	0	3
65	91	OTHER INJURIES OF SPECIFIED, UNSPECIFIED AND MULTIPLE BODY REGIONS	Male	0	0	1	0	0	0	0	0	1	0	2
			Female	0	0	1	0	0	0	0	0	0	0	1
			Total	0	0	2	0	0	0	0	1	0	0	3
66	92	EFFECTS OF FOREIGN BODY ENTERING THROUGH NATURAL ORIFICE	Male	0	0	0	1	0	0	0	0	1	0	2
			Female	0	0	0	1	0	0	0	0	0	0	1
			Total	0	0	0	2	0	0	0	1	0	0	3
67	93	RAILWAY ACCIDENTS	Male	0	0	0	1	0	0	0	0	0	0	1
			Female	0	0	0	0	0	0	0	0	0	0	0
			Total	0	0	0	1	0	0	0	0	0	0	1
68	96	ALL OTHER TRANSPORT ACCIDENTS	Male	0	1	2	2	2	3	1	3	0	0	14
			Female	0	0	0	0	2	0	0	1	0	0	3
			Total	0	1	2	2	4	3	1	4	0	0	17
69	97	ACCIDENTAL DROWING AND SUBMERS	Male	0	0	2	4	5	1	1	1	0	0	13
			Female	0	0	0	0	2	0	0	1	0	0	3
			Total	0	0	2	4	7	1	1	1	0	0	16
70	100	ACCIDENTS CAUSED BY MACHINERY, AND BY CUTTING PIERCING INSTRUMENTS	Male	0	0	0	0	0	0	0	0	1	0	1
			Female	0	0	0	0	0	0	0	0	0	0	0
			Total	0	0	0	0	0	0	0	1	0	0	1
71	101	ACCIDENTS CAUSED BY FIREARM MI	Male	0	0	0	0	0	0	0	1	0	0	1
			Female	0	0	0	0	0	0	0	0	0	0	0
			Total	0	0	0	0	0	0	1	0	0	0	1
72	102	ACCIDENTAL POISONING BY AND EXPOSURE TO NOXIOUS SUBSTANCES	Male	0	0	1	1	1	3	0	2	0	0	8
			Female	0	0	0	0	0	0	0	0	0	0	0
			Total	0	0	1	1	1	3	0	2	0	0	8
73	104	SUN STROKE	Male	0	0	0	0	6	3	1	9	0	0	19
			Female	0	0	0	0	0	1	1	5	0	0	7
			Total	0	0	0	0	6	4	2	14	0	0	26
74	105	COVID 19 VIRUS NOT IDENTIFIED	Male	0	0	0	0	0	1	0	0	0	0	1
			Female	0	0	0	0	0	0	0	0	0	0	0
			Total	0	0	0	0	0	1	0	0	0	0	1
		<b>Total</b>	<b>Male</b>	<b>0</b>	<b>21</b>	<b>196</b>	<b>490</b>	<b>451</b>	<b>530</b>	<b>269</b>	<b>778</b>	<b>3</b>	<b>2738</b>	
			<b>Female</b>	<b>1</b>	<b>1</b>	<b>12</b>	<b>25</b>	<b>102</b>	<b>221</b>	<b>121</b>	<b>645</b>	<b>9</b>	<b>1137</b>	
			<b>Total</b>	<b>0</b>	<b>0</b>	<b>0</b>	<b>1</b>	<b>2</b>	<b>1</b>	<b>0</b>	<b>1</b>	<b>0</b>	<b>3875</b>	
<b>Only drinking alcohol</b>														
1	2	TYPHOID FEVER AND PARATYPHOID FEVERS FEVERS	Male	0	0	2	4	10	2	0	0	0	0	18
			Female	0	0	0	0	1	2	0	0	0	0	3
			Total	0	0	2	4	11	4	0	0	0	0	21
2	3	FOOD POISONING	Male	0	0	1	2	0	0	0	0	0	0	3
			Female	0	0	0	0	1	0	0	0	0	0	1
			Total	0	0	1	2	1	0	0	0	0	0	4
3	4	DIARRHOEA AND GASTROENTERITIS OF PRESUMED INFECTIOUS ORIGIN	Male	0	0	3	3	4	4	0	1	0	0	15
			Female	0	0	0	0	1	0	0	0	0	0	1
			Total	0	0	3	3	5	4	0	1	0	0	16
4	5	RESPIRATORY TUBERCULOSIS	Male	0	3	21	23	16	18	4	18	0	0	103
			Female	0	0	1	2	0	0	0	1	0	0	4
			Total	0	3	22	25	16	18	4	19	0	0	107
5	12	RABIES	Male	0	0	0	0	1	1	0	0	0	0	2
			Female	0	0	0	0	0	0	0	0	0	0	0
			Total	0	0	0	0	1	1	0	0	0	0	2
6	14	OTHER AND UNSPECIFIED NEOPLASM	Male	0	1	3	14	21	19	5	8	0	0	71
			Female	0	0	0	1	0	2	0	0	0	0	3
			Total	0	1	3	15	21	21	5	8	0	0	74
7	15	DIABETES MELLITUS	Male	0	0	2	38	43	38	9	19	0	0	149
			Female	0	0	0	1	2	6	0	0	0	0	9

**TABLE D-19 DEATHS BY SELECTED CAUSE OF DEATH, AGE, SEX AND HABITS-(RURAL) - 2023**

SL. No.	CAUSE ID	Selected cause of death	Sex	Age Group									Total
				Below 15	15-24	25-34	35-44	45-54	55-64	65-69	70 & above	Age not Stated	
1	2	3	4	5	6	7	8	9	10	11	12	13	14
			Total	0	0	2	39	45	44	9	19	0	158
8	16	OTHER ANAEMIAS(D50-D55,D57-D64)	Male	0	1	6	7	10	8	2	9	0	43
			Female	0	0	0	0	3	0	0	0	0	3
			Total	0	1	6	7	13	8	2	9	0	46
9	17	OTHER VIRAL ENCEPHALITIS	Male	0	0	2	4	1	0	0	1	0	8
			Female	0	0	0	1	0	1	0	0	0	2
			Total	0	0	2	5	1	1	0	1	0	10
10	18	OTHER FORMS OF HEART DISEASES	Male	0	3	25	94	113	108	55	142	0	540
			Female	0	0	0	5	7	4	2	10	0	28
			Total	0	3	25	99	120	112	57	152	0	568
11	19	PNEUMONIA	Male	0	1	28	64	64	61	26	38	0	282
			Female	0	0	1	0	6	4	0	4	0	15
			Total	0	1	29	64	70	65	26	42	0	297
12	20	INFLUENZA	Male	0	0	0	2	0	1	0	0	0	3
			Female	0	0	0	0	0	0	0	0	0	0
			Total	0	0	0	2	0	1	0	0	0	3
13	21	ASTHMA	Male	0	0	8	30	18	62	29	78	0	225
			Female	0	0	0	2	0	5	2	7	0	16
			Total	0	0	8	32	18	67	31	85	0	241
14	22	OTHER VIRAL HEPATITIS (Jaundice)	Male	0	2	6	19	17	5	4	1	0	54
			Female	0	0	0	1	0	1	1	0	0	3
			Total	0	2	6	20	17	6	5	1	0	57
15	23	DISEASES OF THE LIVER	Male	0	6	98	259	189	94	29	20	1	696
			Female	0	0	1	4	9	8	2	2	0	26
			Total	0	6	99	263	198	102	31	22	1	722
16	24	GASTRIC AND DUODENAL ULCER	Male	0	0	3	2	3	4	1	0	0	13
			Female	0	0	0	0	1	0	0	0	0	1
			Total	0	0	3	2	4	4	1	0	0	14
17	25	DISEASES OF APPENDIX	Male	0	0	2	4	5	1	0	0	0	12
			Female	0	0	0	0	0	0	0	0	0	0
			Total	0	0	2	4	5	1	0	0	0	12
18	26	Genital Urinary system	Male	0	0	1	1	0	2	0	0	0	4
			Female	0	0	0	0	0	0	0	0	0	0
			Total	0	0	1	1	0	2	0	0	0	4
19	29	BIRTH TRAUMA	Male	1	0	0	0	0	0	0	0	0	1
			Female	1	0	0	0	0	0	0	0	0	1
			Total	2	0	0	0	0	0	0	0	0	2
20	30	CEREBROVASCULAR DISEASES	Male	0	0	4	33	35	36	19	41	0	168
			Female	0	0	0	0	0	3	2	4	0	9
			Total	0	0	4	33	35	39	21	45	0	177
21	31	SENILITY	Male	0	0	0	0	0	55	57	247	2	361
			Female	0	0	0	0	0	7	5	39	1	52
			Total	0	0	0	0	0	62	62	286	3	413
22	32	Others not else where classified	Male	0	10	62	72	47	31	7	12	0	241
			Female	0	0	1	0	1	0	0	0	0	2
			Total	0	10	63	72	48	31	7	12	0	243
23	33	BITES OF SNAKES AND OTHER VENOMOUS ANIMALS	Male	0	0	0	4	1	3	2	4	0	14
			Female	0	0	0	0	1	0	0	0	0	1
			Total	0	0	0	4	2	3	2	4	0	15
24	34	BURNS AND CORROSIONS	Male	0	0	3	2	3	2	0	0	0	10
			Female	0	0	0	1	0	0	0	0	0	1
			Total	0	0	3	3	3	2	0	0	0	11
25	35	ACCIDENTAL FALLS	Male	0	4	13	26	25	12	5	7	0	92
			Female	0	0	0	0	0	0	2	1	0	3
			Total	0	4	13	26	25	12	7	8	0	95
26	36	POISONINGS BY DRUGS AND BIOLOG	Male	0	7	44	53	51	39	13	18	0	225
			Female	0	0	1	1	3	3	1	3	0	12
			Total	0	7	45	54	54	42	14	21	0	237
27	37	MOTOR VEHICLE TRAFFIC ACCIDENT	Male	0	2	8	10	8	3	3	1	0	35

**TABLE D-19 DEATHS BY SELECTED CAUSE OF DEATH, AGE, SEX AND HABITS-(RURAL) - 2023**

SL. No.	CAUSE ID	Selected cause of death	Sex	Age Group									Total
				Below 15	15-24	25-34	35-44	45-54	55-64	65-69	70 & above	Age not Stated	
1	2	3	4	5	6	7	8	9	10	11	12	13	14
			Female	0	0	0	0	1	0	0	0	0	1
			Total	0	2	8	10	9	3	3	1	0	36
28	38	OTHER ROAD VEHICLE ACCIDENTS	Male	0	1	10	14	12	7	4	4	0	52
			Female	0	0	0	0	0	1	0	1	0	2
			Total	0	1	10	14	12	8	4	5	0	54
29	39	INTENTIONAL SELF-HARM(SUICIDE-ATTEMPTED)	Male	0	1	16	27	24	14	6	3	0	91
			Female	0	0	0	2	1	0	0	2	0	5
			Total	0	1	16	29	25	14	6	5	0	96
30	40	ASSAULT(HOMICIDE)	Male	0	0	1	1	3	1	0	1	0	7
			Female	0	0	0	0	0	0	0	0	0	0
			Total	0	0	1	1	3	1	0	1	0	7
31	42	Viral Fever	Male	0	0	1	2	1	0	2	0	0	6
			Female	0	0	0	0	0	0	0	0	0	0
			Total	0	0	1	2	1	0	2	0	0	6
32	43	RENAL FAILURE and OTHER DISORDERS OF KIDNEY AND URETER	Male	0	1	27	77	89	63	23	28	0	308
			Female	0	0	2	0	6	3	0	2	0	13
			Total	0	1	29	77	95	66	23	30	0	321
33	44	SEPTICAEMIA	Male	0	3	31	84	67	62	23	46	0	316
			Female	0	0	1	4	4	6	0	2	0	17
			Total	0	3	32	88	71	68	23	48	0	333
34	46	COVID 19 VIRUS IDENTIFIED	Male	0	0	0	1	0	0	0	0	0	1
			Female	0	0	0	0	0	0	0	0	0	0
			Total	0	0	0	1	0	0	0	0	0	1
35	47	TUBERCULOSIS OF OTHER ORGANS AND MILIARY TUBERCULOSIS	Male	0	1	8	14	16	7	1	4	0	51
			Female	0	0	1	0	2	1	0	0	0	4
			Total	0	1	9	14	18	8	1	4	0	55
36	49	HUMAN IMMUNODEFICIENCY VIRUS[HIV]DISEASE	Male	0	0	0	7	9	0	1	0	0	17
			Female	0	0	0	1	0	0	0	0	0	1
			Total	0	0	0	8	9	0	1	0	0	18
37	50	MALIGNANT NEOPLASMS OF LIP, ORAL CAVITY AND PHARYNX	Male	0	0	6	15	23	36	7	15	0	102
			Female	0	0	0	1	0	3	0	2	0	6
			Total	0	0	6	16	23	39	7	17	0	108
38	51	MALIGNANT NEOPLASM OF OESOPHAGUS	Male	0	0	0	1	8	6	3	3	0	21
			Female	0	0	0	0	0	0	0	1	0	1
			Total	0	0	0	1	8	6	3	4	0	22
39	52	MALIGNANT NEOPLASM OF STOMACH	Male	0	0	2	4	5	8	4	9	0	32
			Female	0	0	0	0	1	0	0	0	0	1
			Total	0	0	2	4	6	8	4	9	0	33
40	53	MALIGNANT NEOPLASMS OF LIVER AND INTRAHEPATIC BILE DUCTS	Male	0	0	6	18	14	12	4	12	0	66
			Female	0	0	0	0	1	0	0	0	0	1
			Total	0	0	6	18	15	12	4	12	0	67
41	54	MALIGNANT NEOPLASMS OF LARYNX, TRACHEA, BRONCHUS AND LUNG	Male	0	0	3	9	19	25	15	19	0	90
			Female	0	0	0	0	0	0	0	3	0	3
			Total	0	0	3	9	19	25	15	22	0	93
42	55	MALIGNANT NEOPLASM OF BREAST	Male	0	0	0	0	0	0	0	0	0	0
			Female	0	0	0	0	1	2	0	0	0	3
			Total	0	0	0	0	1	2	0	0	0	3
43	56	OTHER MALIGNANT NEOPLASM OF FEMALE GENITAL ORGANS	Male	0	0	0	0	0	0	0	0	0	0
			Female	0	0	0	0	0	2	0	1	0	3
			Total	0	0	0	0	0	2	0	1	0	3
44	57	MALIGNANT NEOPLASM OF PROSTATE	Male	0	0	0	0	0	0	0	2	0	2
			Female	0	0	0	0	0	0	0	0	0	0
			Total	0	0	0	0	0	0	0	2	0	2
45	58	MALIGNANT NEOPLASM OF BLADDER	Male	0	0	1	8	10	7	1	4	0	31
			Female	0	0	0	0	0	0	0	0	0	0
			Total	0	0	1	8	10	7	1	4	0	31
46	59	MALIGNANT NEOPLASMS OF MENINGES,BRAIN AND OTHER PARTS OF CENTRAL NERVOUS	Male	0	0	1	6	1	4	0	0	0	12
			Female	0	0	0	0	0	0	0	0	0	0
			Total	0	0	1	6	1	4	0	0	0	12

TABLE D-19 DEATHS BY SELECTED CAUSE OF DEATH, AGE, SEX AND HABITS-(RURAL) - 2023

SL. No.	CAUSE ID	Selected cause of death	Sex	Age Group									Total
				Below 15	15-24	25-34	35-44	45-54	55-64	65-69	70 & above	Age not Stated	
1	2	3	4	5	6	7	8	9	10	11	12	13	14
47	60	LEUKAEMIA	Male	0	0	0	2	0	4	1	4	0	11
			Female	0	0	0	0	0	0	0	0	0	0
			Total	0	0	0	2	0	4	1	4	0	11
48	61	OTHER PROTEIN-ENERGY MALNUTRITION	Male	0	0	0	6	4	4	4	5	0	23
			Female	0	0	0	0	2	0	0	0	0	2
			Total	0	0	0	6	6	4	4	5	0	25
49	62	DISORDERS OF THYROID GLAND	Male	0	0	0	1	1	0	2	0	0	4
			Female	0	0	0	0	0	0	0	0	0	0
			Total	0	0	0	1	1	0	2	0	0	4
50	63	SCHIZOPHRENIA, SCHIZOTYPAL & DELUSIONA and MENTAL BEHAVIOURAL DISORDERS	Male	0	0	2	3	1	2	2	0	0	10
			Female	0	0	0	0	0	0	0	0	0	0
			Total	0	0	2	3	1	2	2	0	0	10
51	64	OTHER INFLAMMATORY DISEASES OF THE CENTRAL NERVOUS SYSTEM	Male	0	1	2	8	3	10	2	6	0	32
			Female	0	0	0	0	0	0	0	0	0	0
			Total	0	1	2	8	3	10	2	6	0	32
52	65	EPILEPSY	Male	0	1	6	12	11	2	2	4	0	38
			Female	0	0	0	0	0	0	0	0	0	0
			Total	0	1	6	12	11	2	2	4	0	38
53	66	HYPERTENSIVE HEART DISEASES	Male	0	5	54	123	169	138	51	108	0	648
			Female	0	0	0	1	5	5	2	11	0	24
			Total	0	5	54	124	174	143	53	119	0	672
54	67	ACUTE MYOCARDIAL INFARCTION	Male	0	6	68	173	210	186	72	149	1	865
			Female	0	0	1	6	6	6	7	13	0	39
			Total	0	6	69	179	216	192	79	162	1	904
55	68	ARTERIAL EMBOLISM AND THROMBOSISPHELEBITIS,THROMBOPHELEBITIS,VENOUS EMBOLISM AND THROMBOSIS	Male	0	0	0	0	3	1	1	2	0	7
			Female	0	0	0	0	0	0	1	0	0	1
			Total	0	0	0	0	3	1	2	2	0	8
56	69	BRONCHITIS ,BRONCHIOLITIS and UNSPECIFIED EMPHYSEMA	Male	0	0	8	22	12	24	13	18	0	97
			Female	0	0	0	0	0	1	0	1	0	2
			Total	0	0	8	22	12	25	13	19	0	99
57	70	PLEURISY	Male	0	0	0	0	0	1	0	0	0	1
			Female	0	0	0	0	0	0	0	0	0	0
			Total	0	0	0	0	0	1	0	0	0	1
58	71	PARALYTIC ILEUS AND INTESTINAL OBSTRUCTION WITHOUT HERNIA	Male	0	0	1	7	21	33	13	34	0	109
			Female	0	0	1	0	1	1	1	3	0	7
			Total	0	0	2	7	22	34	14	37	0	116
59	72	PERITONITIS	Male	0	0	2	3	5	2	2	2	0	16
			Female	0	0	0	0	0	0	0	0	0	0
			Total	0	0	2	3	5	2	2	2	0	16
60	73	CHOLELITHIASIS AND CHOLECYSTIT	Male	0	0	6	10	5	6	2	2	0	31
			Female	0	0	0	0	1	1	0	1	0	3
			Total	0	0	6	10	6	7	2	3	0	34
61	74	DISORDERS OF THE PANCREAS	Male	0	1	20	10	11	4	2	3	0	51
			Female	0	1	0	0	0	0	0	0	0	1
			Total	0	2	20	10	11	4	2	3	0	52
62	75	RHEUMATOID ARTHRITIS AND OTHER	Male	0	0	2	0	0	0	0	0	0	2
			Female	0	0	0	0	0	0	0	0	0	0
			Total	0	0	2	0	0	0	0	0	0	2
63	82	FEVER OF UNKNOWN ORIGIN	Male	0	0	6	5	6	8	2	2	0	29
			Female	0	0	0	0	0	1	0	0	0	1
			Total	0	0	6	5	6	9	2	2	0	30
64	83	SHOCK, NOT ELSEWHERE CLASSIFIE	Male	0	3	20	73	63	46	15	34	0	254
			Female	0	0	1	1	3	4	2	1	0	12
			Total	0	3	21	74	66	50	17	35	0	266
65	84	FRACTURE OF SKULL AND FACIAL B	Male	0	0	0	3	0	1	0	0	0	4
			Female	0	0	0	0	0	0	0	0	0	0
			Total	0	0	0	3	0	1	0	0	0	4
66	85	FRACTURE OF NECK,THORAX OR PEL	Male	0	0	0	0	0	0	0	1	0	1
			Female	0	0	0	0	0	0	0	0	0	0
			Total	0	0	0	0	0	0	0	1	0	1

TABLE D-19 DEATHS BY SELECTED CAUSE OF DEATH, AGE, SEX AND HABITS-(RURAL) - 2023

SL. No.	CAUSE ID	Selected cause of death	Sex	Age Group									Total		
				Below 15	15-24	25-34	35-44	45-54	55-64	65-69	70 & above	Age not Stated			
1	2	3	4	5	6	7	8	9	10	11	12	13	14		
67	86	FRACTURE OF UPPER LIMB	Male	0	0	0	0	1	0	0	1	0	0	2	
			Female	0	0	0	0	0	0	0	0	0	0	0	0
			Total	0	0	0	0	1	0	0	1	0	0	0	2
68	87	FRACTURE OF LOWER LIMB	Male	0	0	0	0	1	2	0	0	0	0	3	
			Female	0	0	0	0	0	0	0	0	0	0	0	0
			Total	0	0	0	0	1	2	0	0	0	0	0	3
69	88	FRACTURES INVOLVING MULTIPLE BODY REGIONS, AND OF UNSPECIFIED BODY REGION	Male	0	0	1	1	4	2	1	1	0	0	10	
			Female	0	0	0	0	0	0	0	0	0	0	0	0
			Total	0	0	1	1	4	2	1	1	0	0	0	10
70	89	INTRACRANIAL AND INTERNAL INJU	Male	0	0	2	7	2	3	0	3	0	0	17	
			Female	0	0	0	0	0	0	0	0	0	0	0	0
			Total	0	0	2	7	2	3	0	3	0	0	0	17
71	90	CRUSHING INJURIES AND TRAUMATIC AMPUTATIONS OF SPECIFIED AND MULTIPLE BODY REGIONS	Male	0	0	1	2	1	1	0	0	0	0	5	
			Female	0	0	0	0	0	0	0	0	0	0	0	0
			Total	0	0	1	2	1	1	0	0	0	0	0	5
72	91	OTHER INJURIES OF SPECIFIED, UNSPECIFIED AND MULTIPLE BODY REGIONS	Male	0	1	3	3	1	2	1	3	0	0	14	
			Female	0	0	0	0	0	0	0	1	0	0	1	
			Total	0	1	3	3	1	2	1	4	0	0	0	15
73	92	EFFECTS OF FOREIGN BODY ENTERING THROUGH NATURAL ORIFICE	Male	0	0	0	2	0	3	1	1	0	0	7	
			Female	0	0	0	0	0	0	0	0	0	0	0	0
			Total	0	0	0	2	0	3	1	1	0	0	0	7
74	93	RAILWAY ACCIDENTS	Male	0	0	1	3	0	0	0	0	0	0	4	
			Female	0	0	0	0	0	0	0	0	0	0	0	0
			Total	0	0	1	3	0	0	0	0	0	0	0	4
75	96	ALL OTHER TRANSPORT ACCIDENTS	Male	0	3	7	5	9	4	1	6	0	0	35	
			Female	0	0	0	0	0	0	0	0	0	0	0	0
			Total	0	3	7	5	9	4	1	6	0	0	0	35
76	97	ACCIDENTAL DROWING AND SUBMERS	Male	0	1	8	10	14	5	1	0	0	0	39	
			Female	0	0	0	0	2	0	0	0	0	0	2	
			Total	0	1	8	10	16	5	1	0	0	0	0	41
77	100	ACCIDENTS CAUSED BY MACHINERY, AND BY CUTTING PIERCING INSTRUMENTS	Male	0	0	0	0	0	0	0	1	0	0	1	
			Female	0	0	0	0	0	0	0	0	0	0	0	0
			Total	0	0	0	0	0	0	0	1	0	0	0	1
78	102	ACCIDENTAL POISONING BY AND EXPOSURE TO NOXIOUS SUBSTANCES	Male	0	1	3	4	4	4	1	2	0	0	19	
			Female	0	0	0	0	0	0	0	0	0	0	0	0
			Total	0	1	3	4	4	4	1	2	0	0	0	19
79	104	SUN STROKE	Male	0	0	0	1	5	9	1	8	0	0	24	
			Female	0	0	0	0	0	0	0	1	0	0	1	
			Total	0	0	0	1	5	9	1	9	0	0	0	25
80	105	COVID 19 VIRUS NOT IDENTIFIED	Male	0	0	0	0	0	1	0	0	0	0	1	
			Female	0	0	0	0	0	0	0	0	0	0	0	0
			Total	0	0	0	0	0	1	0	0	0	0	0	1
81	106	DENGUE FEVER	Male	0	0	1	1	1	1	1	0	0	0	5	
			Female	0	0	0	0	0	0	0	0	0	0	0	0
			Total	0	0	1	1	1	1	1	1	0	0	0	5
<b>Total</b>			<b>Male</b>	<b>1</b>	<b>70</b>	<b>682</b>	<b>1558</b>	<b>1554</b>	<b>1370</b>	<b>558</b>	<b>1215</b>	<b>4</b>	<b>7012</b>		
			<b>Female</b>	<b>1</b>	<b>1</b>	<b>12</b>	<b>35</b>	<b>73</b>	<b>83</b>	<b>30</b>	<b>117</b>	<b>1</b>	<b>353</b>		
			<b>Total</b>	<b>0</b>	<b>0</b>	<b>2</b>	<b>4</b>	<b>11</b>	<b>4</b>	<b>0</b>	<b>0</b>	<b>0</b>	<b>7365</b>		
<b>All habits</b>															
1	2	TYPHOID FEVER AND PARATYPHOID FEVERS	Male	0	0	0	1	1	1	0	0	0	0	3	
			Female	0	0	0	0	0	0	0	0	0	0	0	0
			Total	0	0	0	1	1	1	0	0	0	0	0	3
2	3	FOOD POISONING	Male	0	0	0	0	0	0	0	0	0	0	0	
			Female	0	0	0	0	1	0	0	0	0	0	0	1
			Total	0	0	0	0	1	0	0	0	0	0	0	1
3	4	DIARRHOEA AND GASTROENTERITIS OF PRESUMED INFECTIOUS ORIGIN	Male	0	0	0	0	0	1	0	0	0	0	1	
			Female	0	0	0	0	0	0	0	0	0	0	0	0
			Total	0	0	0	0	0	1	0	0	0	0	0	1
4	5	RESPIRATORY TUBERCULOSIS	Male	0	0	1	0	1	3	1	4	0	0	10	
			Female	0	0	0	0	0	0	0	0	0	0	0	0

**TABLE D-19 DEATHS BY SELECTED CAUSE OF DEATH, AGE, SEX AND HABITS-(RURAL) - 2023**

SL. No.	CAUSE ID	Selected cause of death	Sex	Age Group									Total
				Below 15	15-24	25-34	35-44	45-54	55-64	65-69	70 & above	Age not Stated	
1	2	3	4	5	6	7	8	9	10	11	12	13	14
			Total	0	0	1	0	1	3	1	4	0	10
5	14	OTHER AND UNSPECIFIED NEOPLASM	Male	0	0	0	5	4	3	1	0	0	13
			Female	0	0	0	0	0	1	0	0	0	1
			Total	0	0	0	5	4	4	1	0	0	14
6	15	DIABETES MELLITUS	Male	0	0	0	2	3	4	2	3	0	14
			Female	0	0	0	0	1	0	0	0	0	1
			Total	0	0	0	2	4	4	2	3	0	15
7	16	OTHER ANAEMIAS(D50-D55,D57-D64)	Male	0	0	0	1	2	1	1	1	0	6
			Female	0	0	0	0	0	0	0	0	0	0
			Total	0	0	0	1	2	1	1	1	0	6
8	17	OTHER VIRAL ENCEPHALITIS	Male	0	0	0	2	0	0	0	0	0	2
			Female	0	0	0	0	0	0	0	0	0	0
			Total	0	0	0	2	0	0	0	0	0	2
9	18	OTHER FORMS OF HEART DISEASES	Male	0	0	4	12	14	15	10	21	0	76
			Female	0	0	0	0	0	0	1	1	0	2
			Total	0	0	4	12	14	15	11	22	0	78
10	19	PNEUMONIA	Male	0	0	3	9	7	7	1	5	0	32
			Female	0	0	1	0	0	0	0	1	0	2
			Total	0	0	4	9	7	7	1	6	0	34
11	20	INFLUENZA	Male	0	0	0	0	0	1	0	0	0	1
			Female	0	0	0	0	0	0	0	0	0	0
			Total	0	0	0	0	0	1	0	0	0	1
12	21	ASTHMA	Male	0	0	0	2	1	10	7	16	0	36
			Female	0	0	0	0	0	0	0	2	0	2
			Total	0	0	0	2	1	10	7	18	0	38
13	22	OTHER VIRAL HEPATITIS (Jaundice)	Male	0	0	1	5	1	0	0	0	0	7
			Female	0	0	0	0	0	0	0	0	0	0
			Total	0	0	1	5	1	0	0	0	0	7
14	23	DISEASES OF THE LIVER	Male	0	0	10	33	17	7	3	2	0	72
			Female	0	0	0	0	2	0	0	0	0	2
			Total	0	0	10	33	19	7	3	2	0	74
15	25	DISEASES OF APPENDIX	Male	0	0	0	1	1	0	0	0	0	2
			Female	0	0	0	0	0	0	0	0	0	0
			Total	0	0	0	1	1	0	0	0	0	2
16	26	Genital Urinary system	Male	0	0	1	0	0	1	0	0	0	2
			Female	0	0	0	0	0	0	0	0	0	0
			Total	0	0	1	0	0	1	0	0	0	2
17	30	CEREBROVASCULAR DISEASES	Male	0	0	0	3	5	5	2	3	0	18
			Female	0	0	0	0	0	0	0	0	0	0
			Total	0	0	0	3	5	5	2	3	0	18
18	31	SENILITY	Male	0	0	0	0	0	8	7	32	0	47
			Female	0	0	0	0	0	1	2	3	0	6
			Total	0	0	0	0	0	9	9	35	0	53
19	32	Others not else where classified	Male	0	2	8	8	2	5	1	1	0	27
			Female	0	0	0	0	0	0	0	0	0	0
			Total	0	2	8	8	2	5	1	1	0	27
20	33	BITES OF SNAKES AND OTHER VENOMOUS ANIMALS	Male	0	0	0	0	0	0	1	0	0	1
			Female	0	0	0	0	0	0	0	0	0	0
			Total	0	0	0	0	0	0	1	0	0	1
21	35	ACCIDENTAL FALLS	Male	0	0	0	1	2	1	0	2	0	6
			Female	0	0	0	0	0	0	0	0	0	0
			Total	0	0	0	1	2	1	0	2	0	6
22	36	POISONINGS BY DRUGS AND BIOLOG	Male	0	1	2	4	2	5	1	4	0	19
			Female	0	0	0	0	0	0	0	0	0	0
			Total	0	1	2	4	2	5	1	4	0	19
23	37	MOTOR VEHICLE TRAFFIC ACCIDENT	Male	0	0	0	1	0	0	0	0	0	1
			Female	0	0	0	0	0	0	0	0	0	0
			Total	0	0	0	1	0	0	0	0	0	1
24	38	OTHER ROAD VEHICLE ACCIDENTS	Male	0	0	1	2	0	1	1	2	0	7

**TABLE D-19 DEATHS BY SELECTED CAUSE OF DEATH, AGE, SEX AND HABITS-(RURAL) - 2023**

SL. No.	CAUSE ID	Selected cause of death	Sex	Age Group									Total
				Below 15	15-24	25-34	35-44	45-54	55-64	65-69	70 & above	Age not Stated	
1	2	3	4	5	6	7	8	9	10	11	12	13	14
			Female	0	0	0	0	0	0	0	0	0	0
			Total	0	0	1	2	0	1	1	2	0	7
25	39	INTENTIONAL SELF-HARM(SUICIDE-ATTEMPTED)	Male	0	0	1	2	3	1	1	2	0	10
			Female	0	0	0	0	0	0	0	1	0	1
			Total	0	0	1	2	3	1	1	3	0	11
26	43	RENAL FAILURE and OTHER DISORDERS OF KIDNEY AND URETER	Male	0	0	4	18	7	4	5	2	0	40
			Female	0	0	0	0	1	0	0	0	0	1
			Total	0	0	4	18	8	4	5	2	0	41
27	44	SEPTICAEMIA	Male	0	0	1	8	2	2	1	4	0	18
			Female	0	0	0	0	0	0	0	0	0	0
			Total	0	0	1	8	2	2	1	4	0	18
28	47	TUBERCULOSIS OF OTHER ORGANS AND MILIARY TUBERCULOSIS	Male	0	0	1	1	1	0	0	0	0	3
			Female	0	0	0	0	0	0	0	0	0	0
			Total	0	0	1	1	1	0	0	0	0	3
29	49	HUMAN IMMUNODEFICIENCY VIRUS[HIV]DISEASE	Male	0	0	0	0	2	0	0	0	0	2
			Female	0	0	0	0	0	0	0	0	0	0
			Total	0	0	0	0	2	0	0	0	0	2
30	50	MALIGNANT NEOPLASMS OF LIP, ORAL CAVITY AND PHARYNX	Male	0	0	2	1	4	8	2	1	0	18
			Female	0	0	0	0	0	0	0	0	0	0
			Total	0	0	2	1	4	8	2	1	0	18
31	52	MALIGNANT NEOPLASM OF STOMACH	Male	0	0	1	1	0	1	1	0	0	4
			Female	0	0	0	0	0	0	0	0	0	0
			Total	0	0	1	1	0	1	1	0	0	4
32	53	MALIGNANT NEOPLASMS OF LIVER AND INTRAHEPATIC BILE DUCTS	Male	0	0	2	1	3	1	0	0	0	7
			Female	0	0	0	0	0	0	0	0	0	0
			Total	0	0	2	1	3	1	0	0	0	7
33	54	MALIGNANT NEOPLASMS OF LARYNX, TRACHEA, BRONCHUS AND LUNG	Male	0	0	0	0	4	7	2	3	0	16
			Female	0	0	0	0	0	0	0	0	0	0
			Total	0	0	0	0	4	7	2	3	0	16
34	58	MALIGNANT NEOPLASM OF BLADDER	Male	0	0	1	1	2	1	0	0	0	5
			Female	0	0	0	0	0	0	0	0	0	0
			Total	0	0	1	1	2	1	0	0	0	5
35	59	MALIGNANT NEOPLASMS OF MENINGES,BRAIN AND OTHER PARTS OF CENTRAL NERVOUS	Male	0	0	0	0	0	1	0	0	0	1
			Female	0	0	0	0	0	0	0	0	0	0
			Total	0	0	0	0	0	1	0	0	0	1
36	61	OTHER PROTEIN-ENERGY MALNUTRITION	Male	0	0	0	0	2	0	2	0	0	4
			Female	0	0	0	0	0	0	0	0	0	0
			Total	0	0	0	0	2	0	2	0	0	4
37	63	SCHIZOPHRENIA, SCHIZOTYPAL & DELUSIONA and MENTAL BEHAVIOURAL DISORDERS	Male	0	0	0	1	0	0	1	0	0	2
			Female	0	0	0	0	0	0	0	0	0	0
			Total	0	0	0	1	0	0	1	0	0	2
38	64	OTHER INFLAMMATORY DISEASES OF THE CENTRAL NERVOUS SYSTEM	Male	0	0	0	0	0	1	0	0	0	1
			Female	0	0	0	0	0	0	0	0	0	0
			Total	0	0	0	0	0	1	0	0	0	1
39	66	HYPERTENSIVE HEART DISEASES	Male	0	3	4	21	22	24	10	16	0	100
			Female	0	0	0	1	1	1	0	0	0	3
			Total	0	3	4	22	23	25	10	16	0	103
40	67	ACUTE MYOCARDIAL INFARCTION	Male	0	0	7	26	20	22	11	31	0	117
			Female	0	0	0	0	1	1	0	0	0	2
			Total	0	0	7	26	21	23	11	31	0	119
41	68	ARTERIAL EMBOLISM AND THROMBOSISPHEBITIS,THROMBOPHLEBITIS,VENOUS EMBOLISM AND THROMBOSIS	Male	0	0	0	0	2	0	0	0	0	2
			Female	0	0	0	0	0	0	0	0	0	0
			Total	0	0	0	0	2	0	0	0	0	2
42	69	BRONCHITIS ,BRONCHIOLITIS and UNSPECIFIED EMPHYSEMA	Male	0	0	0	0	4	2	1	0	0	7
			Female	0	0	0	0	0	0	0	0	0	0
			Total	0	0	0	0	4	2	1	0	0	7
43	71	PARALYTIC ILEUS AND INTESTINAL OBSTRUCTION WITHOUT HERNIA	Male	0	0	1	2	6	5	3	3	0	20
			Female	0	0	0	0	0	0	0	0	0	0
			Total	0	0	1	2	6	5	3	3	0	20



TABLE D-19 DEATHS BY SELECTED CAUSE OF DEATH, AGE, SEX AND HABITS-(RURAL) - 2023

SL. No.	CAUSE ID	Selected cause of death	Sex	Age Group									Total
				Below 15	15-24	25-34	35-44	45-54	55-64	65-69	70 & above	Age not Stated	
1	2	3	4	5	6	7	8	9	10	11	12	13	14
44	73	CHOLELITHIASIS AND CHOLECYSTIT	Male	0	0	1	0	0	2	0	1	0	4
			Female	0	0	0	0	0	0	0	0	0	0
			Total	0	0	1	0	0	2	0	1	0	4
45	74	DISORDERS OF THE PANCREAS	Male	0	0	1	0	0	0	0	1	0	2
			Female	0	0	0	0	0	0	0	0	0	0
			Total	0	0	1	0	0	0	0	1	0	2
46	82	FEVER OF UNKNOWN ORIGIN	Male	0	0	1	0	1	1	0	0	0	3
			Female	0	0	0	0	0	0	0	0	0	0
			Total	0	0	1	0	1	1	0	0	0	3
47	83	SHOCK, NOT ELSEWHERE CLASSIFIE	Male	0	0	4	5	7	7	1	5	0	29
			Female	0	0	0	0	1	1	0	0	0	2
			Total	0	0	4	5	8	8	1	5	0	31
48	88	FRACTURES INVOLVING MULTIPLE BODY REGIONS, AND OF UNSPECIFIED BODY REGION	Male	0	0	1	1	1	0	0	0	0	3
			Female	0	0	0	0	0	0	0	0	0	0
			Total	0	0	1	1	1	0	0	0	0	3
49	89	INTRACRANIAL AND INTERNAL INJU	Male	0	0	0	1	0	0	0	0	0	1
			Female	0	0	0	0	0	0	0	0	0	0
			Total	0	0	0	1	0	0	0	0	0	1
50	90	CRUSHING INJURIES AND TRAUMATIC AMPUTATIONS OF SPECIFIED AND MULTIPLE BODY REGIONS	Male	0	0	1	0	1	0	0	0	0	2
			Female	0	0	0	0	0	0	0	0	0	0
			Total	0	0	1	0	1	0	0	0	0	2
51	91	OTHER INJURIES OF SPECIFIED, UNSPECIFIED AND MULTIPLE BODY REGIONS	Male	0	0	1	0	0	0	0	0	0	1
			Female	0	0	0	0	0	0	0	0	0	0
			Total	0	0	1	0	0	0	0	0	0	1
52	92	EFFECTS OF FOREIGN BODY ENTERING THROUGH NATURAL ORIFICE	Male	0	0	0	0	0	0	0	1	0	1
			Female	0	0	0	0	0	0	0	0	0	0
			Total	0	0	0	0	0	0	0	1	0	1
53	93	RAILWAY ACCIDENTS	Male	0	0	0	1	0	0	0	0	0	1
			Female	0	0	0	0	0	0	0	0	0	0
			Total	0	0	0	1	0	0	0	0	0	1
54	96	ALL OTHER TRANSPORT ACCIDENTS	Male	0	1	1	0	0	0	1	1	0	4
			Female	0	0	0	0	0	0	0	0	0	0
			Total	0	1	1	0	0	0	1	1	0	4
55	97	ACCIDENTAL DROWING AND SUBMERS	Male	0	0	0	0	1	1	0	0	0	2
			Female	0	0	0	0	0	0	0	0	0	0
			Total	0	0	0	0	1	1	0	0	0	2
56	100	ACCIDENTS CAUSED BY MACHINERY, AND BY CUTTING PIERCING INSTRUMENTS	Male	0	0	0	0	0	0	0	1	0	1
			Female	0	0	0	0	0	0	0	0	0	0
			Total	0	0	0	0	0	0	0	1	0	1
57	104	SUN STROKE	Male	0	0	0	0	3	2	0	2	0	7
			Female	0	0	0	0	0	0	0	0	0	0
			Total	0	0	0	0	3	2	0	2	0	7
58	105	COVID 19 VIRUS NOT IDENTIFIED	Male	0	0	0	0	0	1	0	0	0	1
			Female	0	0	0	0	0	0	0	0	0	0
			Total	0	0	0	0	0	1	0	0	0	1
<b>Total</b>			<b>Male</b>	<b>0</b>	<b>7</b>	<b>67</b>	<b>183</b>	<b>161</b>	<b>173</b>	<b>81</b>	<b>170</b>	<b>0</b>	<b>842</b>
			<b>Female</b>	<b>0</b>	<b>0</b>	<b>1</b>	<b>1</b>	<b>8</b>	<b>5</b>	<b>3</b>	<b>8</b>	<b>0</b>	<b>26</b>
			<b>Total</b>	<b>0</b>	<b>0</b>	<b>0</b>	<b>1</b>	<b>1</b>	<b>1</b>	<b>0</b>	<b>0</b>	<b>0</b>	<b>868</b>
<b>Smoking &amp; chewing Tobacco</b>													
1	2	TYPHOID FEVER AND PARATYPHOID FEVERS	Male	0	0	0	1	2	1	0	0	0	4
			Female	0	0	0	0	0	0	0	0	0	0
			Total	0	0	0	1	2	1	0	0	0	4
2	3	FOOD POISONING	Male	0	0	0	0	0	0	0	0	0	0
			Female	0	0	0	0	1	0	0	0	0	1
			Total	0	0	0	0	1	0	0	0	0	1
3	4	DIARRHOEA AND GASTROENTERITIS OF PRESUMED INFECTIOUS ORIGIN	Male	0	0	0	0	0	2	0	0	0	2
			Female	0	0	0	0	0	0	0	0	0	0
			Total	0	0	0	0	0	2	0	0	0	2
4	5	RESPIRATORY TUBERCULOSIS	Male	0	0	2	2	4	5	1	9	0	23
			Female	0	0	0	0	0	0	0	0	0	0
			Total	0	0	2	2	4	5	1	9	0	23

TABLE D-19 DEATHS BY SELECTED CAUSE OF DEATH, AGE, SEX AND HABITS-(RURAL) - 2023

SL. No.	CAUSE ID	Selected cause of death	Sex	Age Group									Total	
				Below 15	15-24	25-34	35-44	45-54	55-64	65-69	70 & above	Age not Stated		
1	2	3	4	5	6	7	8	9	10	11	12	13	14	
5	14	OTHER AND UNSPECIFIED NEOPLASM	Male	0	0	1	8	5	6	3	3	0	0	26
			Female	0	0	0	0	0	1	0	0	0	0	1
			Total	0	0	1	8	5	7	3	3	0	0	27
6	15	DIABETES MELLITUS	Male	0	0	0	5	10	8	2	4	0	0	29
			Female	0	0	0	0	1	0	0	0	0	0	1
			Total	0	0	0	5	11	8	2	4	0	0	30
7	16	OTHER ANAEMIAS(D50-D55,D57-D64	Male	0	0	2	2	4	1	1	1	0	0	11
			Female	0	0	0	0	0	0	0	0	0	0	0
			Total	0	0	2	2	4	1	1	1	0	0	11
8	17	OTHER VIRAL ENCEPHALITIS	Male	0	0	1	2	0	0	0	0	0	0	3
			Female	0	0	0	0	0	0	0	0	0	0	0
			Total	0	0	1	2	0	0	0	0	0	0	3
9	18	OTHER FORMS OF HEART DISEASES	Male	0	0	8	21	20	26	17	42	0	0	134
			Female	0	0	0	0	0	1	3	4	0	0	8
			Total	0	0	8	21	20	27	20	46	0	0	142
10	19	PNEUMONIA	Male	0	0	4	9	7	8	3	7	0	0	38
			Female	0	0	1	0	0	0	0	1	0	0	2
			Total	0	0	5	9	7	8	3	8	0	0	40
11	20	INFLUENZA	Male	0	0	0	0	0	1	0	0	0	0	1
			Female	0	0	0	0	0	0	0	0	0	0	0
			Total	0	0	0	0	0	1	0	0	0	0	1
12	21	ASTHMA	Male	0	0	0	6	4	22	12	25	0	0	69
			Female	0	0	0	0	0	1	0	3	0	0	4
			Total	0	0	0	6	4	23	12	28	0	0	73
13	22	OTHER VIRAL HEPATITIS (Jaundice)	Male	0	0	1	6	3	0	1	1	0	0	12
			Female	0	0	0	0	0	0	0	0	0	0	0
			Total	0	0	1	6	3	0	1	1	0	0	12
14	23	DISEASES OF THE LIVER	Male	0	0	16	40	23	9	6	3	0	0	97
			Female	0	0	0	0	2	0	0	0	0	0	2
			Total	0	0	16	40	25	9	6	3	0	0	99
15	25	DISEASES OF APPENDIX	Male	0	0	1	1	1	0	0	0	0	0	3
			Female	0	0	0	0	0	0	0	0	0	0	0
			Total	0	0	1	1	1	0	0	0	0	0	3
16	26	Genital Urinary system	Male	0	0	1	0	0	1	0	0	0	0	2
			Female	0	0	0	0	0	0	0	0	0	0	0
			Total	0	0	1	0	0	1	0	0	0	0	2
17	30	CEREBROVASCULAR DISEASES	Male	0	0	0	5	7	5	3	5	0	0	25
			Female	0	0	0	0	0	0	1	0	0	0	1
			Total	0	0	0	5	7	5	4	5	0	0	26
18	31	SENILITY	Male	0	0	0	0	0	12	9	71	0	0	92
			Female	0	0	0	0	0	1	2	8	0	0	11
			Total	0	0	0	0	0	13	11	79	0	0	103
19	32	Others not else where classified	Male	0	2	14	11	4	6	2	3	0	0	42
			Female	0	0	0	0	0	2	0	0	0	0	2
			Total	0	2	14	11	4	8	2	3	0	0	44
20	33	BITES OF SNAKES AND OTHER VENOMOUS ANIMALS	Male	0	0	0	0	0	1	1	0	0	0	2
			Female	0	0	0	0	0	0	0	0	0	0	0
			Total	0	0	0	0	0	1	1	0	0	0	2
21	34	BURNS AND CORROSIONS	Male	0	0	0	0	1	1	0	0	0	0	2
			Female	0	0	0	0	0	0	0	0	0	0	0
			Total	0	0	0	0	1	1	0	0	0	0	2
22	35	ACCIDENTAL FALLS	Male	0	0	0	3	3	3	0	2	0	0	11
			Female	0	0	0	0	0	0	1	0	0	0	1
			Total	0	0	0	3	3	3	1	2	0	0	12
23	36	POISONINGS BY DRUGS AND BIOLOG	Male	0	2	3	5	4	7	1	6	0	0	28
			Female	0	0	0	0	0	0	0	0	0	0	0
			Total	0	2	3	5	4	7	1	6	0	0	28
24	37	MOTOR VEHICLE TRAFFIC ACCIDENT	Male	0	1	0	1	0	0	0	2	0	0	4
			Female	0	0	0	0	0	0	0	0	0	0	0

TABLE D-19 DEATHS BY SELECTED CAUSE OF DEATH, AGE, SEX AND HABITS-(RURAL) - 2023

SL. No.	CAUSE ID	Selected cause of death	Sex	Age Group									Total
				Below 15	15-24	25-34	35-44	45-54	55-64	65-69	70 & above	Age not Stated	
1	2	3	4	5	6	7	8	9	10	11	12	13	14
			Total	0	1	0	1	0	0	0	2	0	4
25	38	OTHER ROAD VEHICLE ACCIDENTS	Male	0	0	1	5	2	1	1	2	0	12
			Female	0	0	0	0	0	0	0	0	0	0
			Total	0	0	1	5	2	1	1	2	0	12
26	39	INTENTIONAL SELF-HARM(SUICIDE-ATTEMPTED)	Male	0	0	2	2	6	3	1	2	0	16
			Female	0	0	0	0	0	0	0	1	0	1
			Total	0	0	2	2	6	3	1	3	0	17
27	40	ASSAULT(HOMICIDE)	Male	0	0	0	0	1	0	0	0	0	1
			Female	0	0	0	0	0	0	0	0	0	0
			Total	0	0	0	0	1	0	0	0	0	1
28	43	RENAL FAILURE and OTHER DISORDERS OF KIDNEY AND URETER	Male	0	0	7	26	13	7	7	9	0	69
			Female	0	0	0	0	2	0	0	0	0	2
			Total	0	0	7	26	15	7	7	9	0	71
29	44	SEPTICAEMIA	Male	0	0	2	10	8	4	1	6	0	31
			Female	0	0	0	0	0	0	0	0	0	0
			Total	0	0	2	10	8	4	1	6	0	31
30	47	TUBERCULOSIS OF OTHER ORGANS AND MILIARY TUBERCULOSIS	Male	0	0	1	3	3	0	0	1	0	8
			Female	0	0	1	0	0	1	0	1	0	3
			Total	0	0	2	3	3	1	0	2	0	11
31	49	HUMAN IMMUNODEFICIENCY VIRUS(HIV)DISEASE	Male	0	0	0	2	3	1	0	0	0	6
			Female	0	0	0	0	0	0	0	0	0	0
			Total	0	0	0	2	3	1	0	0	0	6
32	50	MALIGNANT NEOPLASMS OF LIP, ORAL CAVITY AND PHARYNX	Male	0	0	5	8	7	11	2	1	0	34
			Female	0	0	0	0	0	0	0	0	0	0
			Total	0	0	5	8	7	11	2	1	0	34
33	51	MALIGNANT NEOPLASM OF OESOPHAGUS	Male	0	0	0	0	0	4	1	0	0	5
			Female	0	0	0	0	0	0	0	0	0	0
			Total	0	0	0	0	0	4	1	0	0	5
34	52	MALIGNANT NEOPLASM OF STOMACH	Male	0	0	1	2	3	2	2	3	0	13
			Female	0	0	0	0	1	0	0	0	0	1
			Total	0	0	1	2	4	2	2	3	0	14
35	53	MALIGNANT NEOPLASMS OF LIVER AND INTRAHEPATIC BILE DUCTS	Male	0	0	2	1	5	4	0	0	0	12
			Female	0	0	0	0	0	0	0	0	0	0
			Total	0	0	2	1	5	4	0	0	0	12
36	54	MALIGNANT NEOPLASMS OF LARYNX, TRACHEA, BRONCHUS AND LUNG	Male	0	0	0	0	4	15	3	5	0	27
			Female	0	0	0	0	0	0	0	0	0	0
			Total	0	0	0	0	4	15	3	5	0	27
37	58	MALIGNANT NEOPLASM OF BLADDER	Male	0	0	1	2	5	2	0	1	0	11
			Female	0	0	0	0	0	0	0	0	0	0
			Total	0	0	1	2	5	2	0	1	0	11
38	59	MALIGNANT NEOPLASMS OF MENINGES,BRAIN AND OTHER PARTS OF CENTRAL NERVOUS	Male	0	0	0	0	0	1	0	0	0	1
			Female	0	0	0	0	0	0	0	0	0	0
			Total	0	0	0	0	0	1	0	0	0	1
39	61	OTHER PROTEIN-ENERGY MALNUTRITION	Male	0	0	0	0	3	1	2	0	0	6
			Female	0	0	0	0	0	0	0	1	0	1
			Total	0	0	0	0	3	1	2	1	0	7
40	62	DISORDERS OF THYROID GLAND	Male	0	0	0	0	1	0	0	1	0	2
			Female	0	0	0	0	0	0	0	0	0	0
			Total	0	0	0	0	1	0	0	1	0	2
41	63	SCHIZOPHRENIA, SCHIZOTYPAL & DELUSIONA and MENTAL BEHAVIOURAL DISORDERS	Male	0	0	0	1	0	0	1	0	0	2
			Female	0	0	0	0	0	0	0	0	0	0
			Total	0	0	0	1	0	0	1	0	0	2
42	64	OTHER INFLAMMATORY DISEASES OF THE CENTRAL NERVOUS SYSTEM	Male	0	0	1	0	1	2	0	1	0	5
			Female	0	0	0	0	0	0	0	0	0	0
			Total	0	0	1	0	1	2	0	1	0	5
43	65	EPILEPSY	Male	0	0	0	0	0	0	1	1	0	2
			Female	0	0	0	0	0	0	0	0	0	0
			Total	0	0	0	0	0	0	1	1	0	2
44	66	HYPERTENSIVE HEART DISEASES	Male	0	3	9	27	29	31	15	37	0	151

TABLE D-19 DEATHS BY SELECTED CAUSE OF DEATH, AGE, SEX AND HABITS-(RURAL) - 2023

SL. No.	CAUSE ID	Selected cause of death	Sex	Age Group									Total
				Below 15	15-24	25-34	35-44	45-54	55-64	65-69	70 & above	Age not Stated	
1	2	3	4	5	6	7	8	9	10	11	12	13	14
			Female	0	0	0	1	1	2	1	0	0	5
			Total	0	3	9	28	30	33	16	37	0	156
45	67	ACUTE MYOCARDIAL INFARCTION	Male	0	1	16	48	46	46	20	48	0	225
			Female	0	0	0	0	1	1	1	1	0	4
			Total	0	1	16	48	47	47	21	49	0	229
46	68	ARTERIAL EMBOLISM AND THROMBOSIS,PHLEBITIS, THROMBOPHLEBITIS, VENOUS EMBOLISM AND THROMBOSIS	Male	0	0	0	0	2	0	0	2	0	4
			Female	0	0	0	0	0	0	0	0	0	0
			Total	0	0	0	0	2	0	0	2	0	4
47	69	BRONCHITIS ,BRONCHIOLITIS and UNSPECIFIED EMPHYSEMA	Male	0	0	0	1	6	5	1	2	0	15
			Female	0	0	0	1	0	0	0	0	0	1
			Total	0	0	0	2	6	5	1	2	0	16
48	71	PARALYTIC ILEUS AND INTESTINAL OBSTRUCTION WITHOUT HERNIA	Male	0	0	1	2	8	8	4	7	0	30
			Female	0	0	0	0	0	0	0	0	0	0
			Total	0	0	1	2	8	8	4	7	0	30
49	73	CHOLELITHIASIS AND CHOLECYSTIT	Male	0	0	2	1	0	3	0	1	0	7
			Female	0	0	0	0	0	1	0	0	0	1
			Total	0	0	2	1	0	4	0	1	0	8
50	74	DISORDERS OF THE PANCREAS	Male	0	0	1	0	0	1	0	1	0	3
			Female	0	0	0	0	0	0	0	0	0	0
			Total	0	0	1	0	0	1	0	1	0	3
51	75	RHEUMATOID ARTHRITIS AND OTHER	Male	0	0	1	0	0	0	0	1	0	2
			Female	0	0	0	0	0	0	0	0	0	0
			Total	0	0	1	0	0	0	0	1	0	2
52	82	FEVER OF UNKNOWN ORIGIN	Male	0	0	1	1	2	4	1	0	0	9
			Female	0	0	0	0	0	0	0	0	0	0
			Total	0	0	1	1	2	4	1	0	0	9
53	83	SHOCK, NOT ELSEWHERE CLASSIFIED	Male	0	1	4	8	8	8	3	10	0	42
			Female	0	0	0	0	1	1	0	1	0	3
			Total	0	1	4	8	9	9	3	11	0	45
54	85	FRACTURE OF NECK, THORAX OR PELVIS	Male	0	0	0	0	1	0	0	0	0	1
			Female	0	0	0	0	0	0	0	0	0	0
			Total	0	0	0	0	1	0	0	0	0	1
55	87	FRACTURE OF LOWER LIMB	Male	0	0	0	0	1	0	0	0	0	1
			Female	0	0	0	0	0	0	0	0	0	0
			Total	0	0	0	0	1	0	0	0	0	1
56	88	FRACTURES INVOLVING MULTIPLE BODY REGIONS, AND OF UNSPECIFIED BODY REGION	Male	0	0	1	1	1	0	0	0	0	3
			Female	0	0	0	0	0	0	0	0	0	0
			Total	0	0	1	1	1	0	0	0	0	3
57	89	INTRACRANIAL AND INTERNAL INJURY	Male	0	0	0	1	0	0	0	0	0	1
			Female	0	0	0	0	0	0	0	0	0	0
			Total	0	0	0	1	0	0	0	0	0	1
58	90	CRUSHING INJURIES AND TRAUMATIC AMPUTATIONS OF SPECIFIED AND MULTIPLE BODY REGIONS	Male	0	0	1	0	1	0	0	0	0	2
			Female	0	0	0	0	0	0	0	0	0	0
			Total	0	0	1	0	1	0	0	0	0	2
59	91	OTHER INJURIES OF SPECIFIED, UNSPECIFIED AND MULTIPLE BODY REGIONS	Male	0	0	1	1	1	0	0	0	0	3
			Female	0	0	0	0	0	0	0	0	0	0
			Total	0	0	1	1	1	0	0	0	0	3
60	92	EFFECTS OF FOREIGN BODY ENTERING THROUGH NATURAL ORIFICE	Male	0	0	0	0	0	0	1	0	0	1
			Female	0	0	0	0	0	0	0	0	0	0
			Total	0	0	0	0	0	0	1	0	0	1
61	93	RAILWAY ACCIDENTS	Male	0	0	0	1	0	0	0	0	0	1
			Female	0	0	0	0	0	0	0	0	0	0
			Total	0	0	0	1	0	0	0	0	0	1
62	96	ALL OTHER TRANSPORT ACCIDENTS	Male	0	1	1	1	0	0	1	3	0	7
			Female	0	0	0	0	0	0	0	0	0	0
			Total	0	1	1	1	0	0	1	3	0	7
63	97	ACCIDENTAL DROWING AND SUBMERSIONS	Male	0	0	0	1	4	1	1	0	0	7
			Female	0	0	0	0	0	0	0	0	0	0
			Total	0	0	0	1	4	1	1	0	0	7

TABLE D-19 DEATHS BY SELECTED CAUSE OF DEATH, AGE, SEX AND HABITS-(RURAL) - 2023

SL. No.	CAUSE ID	Selected cause of death	Sex	Age Group									Total		
				Below 15	15-24	25-34	35-44	45-54	55-64	65-69	70 & above	Age not Stated			
1	2	3	4	5	6	7	8	9	10	11	12	13	14		
64	100	ACCIDENTS CAUSED BY MACHINERY,AND BY CUTTING PIERCING INSTRUMENTS	Male	0	0	0	0	0	0	0	0	1	0	1	
			Female	0	0	0	0	0	0	0	0	0	0	0	0
			Total	0	0	0	0	0	0	0	0	0	1	0	1
65	102	ACCIDENTAL POISONING BY AND EXPOSURE TO NOXIOUS SUBSTANCES	Male	0	0	0	0	0	0	0	0	0	0	0	
			Female	0	0	0	1	0	0	0	0	0	0	1	
			Total	0	0	0	1	0	0	0	0	0	0	0	1
66	104	SUN STROKE	Male	0	0	0	0	3	3	0	3	0	0	9	
			Female	0	0	0	0	0	0	0	0	0	0	0	
			Total	0	0	0	0	3	3	0	3	0	0	0	9
67	105	COVID 19 VIRUS NOT IDENTIFIED	Male	0	0	0	0	0	1	0	0	0	0	1	
			Female	0	0	0	0	0	0	0	0	0	0	0	0
			Total	0	0	0	0	0	0	1	0	0	0	0	1
		<b>Total</b>	<b>Male</b>	<b>0</b>	<b>11</b>	<b>116</b>	<b>284</b>	<b>280</b>	<b>294</b>	<b>130</b>	<b>334</b>	<b>0</b>	<b>1449</b>		
			<b>Female</b>	<b>0</b>	<b>0</b>	<b>2</b>	<b>3</b>	<b>10</b>	<b>12</b>	<b>9</b>	<b>21</b>	<b>0</b>	<b>57</b>		
			<b>Total</b>	<b>0</b>	<b>0</b>	<b>0</b>	<b>1</b>	<b>2</b>	<b>1</b>	<b>0</b>	<b>0</b>	<b>0</b>	<b>1506</b>		
<b>Smoking &amp; chewing Arecanut</b>															
1	2	TYPHOID FEVER AND PARATYPHOID FEVERS FEVERS	Male	0	0	0	1	1	1	0	0	0	0	3	
			Female	0	0	0	0	0	0	0	0	0	0	0	0
			Total	0	0	0	1	1	1	0	0	0	0	0	3
2	4	DIARRHOEA AND GASTROENTERITIS OF PRESUMED INFECTIOUS ORIGIN	Male	0	0	0	0	0	1	0	0	0	0	1	
			Female	0	0	0	0	0	0	0	0	0	0	0	0
			Total	0	0	0	0	0	0	1	0	0	0	0	1
3	5	RESPIRATORY TUBERCULOSIS	Male	0	0	1	1	4	4	1	10	0	0	21	
			Female	0	0	0	0	0	0	0	0	0	0	0	
			Total	0	0	1	1	4	4	1	10	0	0	0	21
4	14	OTHER AND UNSPECIFIED NEOPLASM	Male	0	0	0	5	4	5	2	1	0	0	17	
			Female	0	0	0	0	0	0	0	0	0	0	0	
			Total	0	0	0	5	4	5	2	1	0	0	0	17
5	15	DIABETES MELLITUS	Male	0	0	0	3	8	4	2	4	0	0	21	
			Female	0	0	0	0	0	0	0	0	0	0	0	
			Total	0	0	0	3	8	4	2	4	0	0	0	21
6	16	OTHER ANAEMIAS(D50-D55,D57-D64)	Male	0	0	0	1	2	3	1	1	0	0	8	
			Female	0	0	0	0	0	0	0	0	0	0	0	
			Total	0	0	0	1	2	3	1	1	0	0	0	8
7	17	OTHER VIRAL ENCEPHALITIS	Male	0	0	0	2	0	0	0	1	0	0	3	
			Female	0	0	0	0	0	0	0	0	0	0	0	
			Total	0	0	0	2	0	0	0	1	0	0	0	3
8	18	OTHER FORMS OF HEART DISEASES	Male	0	0	7	15	15	25	14	47	0	0	123	
			Female	0	0	0	0	0	0	0	0	0	0	0	
			Total	0	0	7	15	15	25	14	47	0	0	0	123
9	19	PNEUMONIA	Male	0	0	3	9	9	9	1	9	0	0	40	
			Female	0	0	0	0	0	0	0	0	0	0	0	
			Total	0	0	3	9	9	9	1	9	0	0	0	40
10	20	INFLUENZA	Male	0	0	0	0	0	1	0	0	0	0	1	
			Female	0	0	0	0	0	0	0	0	0	0	0	
			Total	0	0	0	0	0	1	0	0	0	0	0	1
11	21	ASTHMA	Male	0	0	1	3	2	14	7	25	0	0	52	
			Female	0	0	0	0	0	0	0	0	0	0	0	
			Total	0	0	1	3	2	14	7	25	0	0	0	52
12	22	OTHER VIRAL HEPATITIS (Jaundice)	Male	0	0	1	5	1	0	1	0	0	0	8	
			Female	0	0	0	0	0	0	0	0	0	0	0	
			Total	0	0	1	5	1	0	1	0	0	0	0	8
13	23	DISEASES OF THE LIVER	Male	0	0	11	39	23	13	3	3	0	0	92	
			Female	0	0	0	0	0	0	0	0	0	0	0	
			Total	0	0	11	39	23	13	3	3	0	0	0	92
14	25	DISEASES OF APPENDIX	Male	0	0	0	1	1	0	0	0	0	0	2	
			Female	0	0	0	0	0	0	0	0	0	0	0	
			Total	0	0	0	1	1	0	0	0	0	0	0	2
15	26	Genital Urinary system	Male	0	0	1	0	0	1	0	0	0	0	2	
			Female	0	0	0	0	0	0	0	0	0	0	0	
			Total	0	0	1	0	0	1	0	0	0	0	0	2

TABLE D-19 DEATHS BY SELECTED CAUSE OF DEATH, AGE, SEX AND HABITS-(RURAL) - 2023

SL. No.	CAUSE ID	Selected cause of death	Sex	Age Group									Total	
				Below 15	15-24	25-34	35-44	45-54	55-64	65-69	70 & above	Age not Stated		
1	2	3	4	5	6	7	8	9	10	11	12	13	14	
16	30	CEREBROVASCULAR DISEASES	Male	0	0	0	3	7	8	3	4	0	0	25
			Female	0	0	0	0	0	0	0	0	0	0	0
			Total	0	0	0	3	7	8	3	4	0	0	25
17	31	SENILITY	Male	0	0	0	0	0	12	11	63	0	0	86
			Female	0	0	0	0	0	0	0	0	0	0	0
			Total	0	0	0	0	0	12	11	63	0	0	86
18	32	Others not else where classified	Male	0	2	10	14	6	7	2	2	0	0	43
			Female	0	0	0	0	0	0	0	0	0	0	0
			Total	0	2	10	14	6	7	2	2	0	0	43
19	33	BITES OF SNAKES AND OTHER VENOMOUS ANIMALS	Male	0	0	0	1	0	0	1	1	0	0	3
			Female	0	0	0	0	0	0	0	0	0	0	0
			Total	0	0	0	1	0	0	1	1	0	0	3
20	35	ACCIDENTAL FALLS	Male	0	0	0	2	2	3	0	3	0	0	10
			Female	0	0	0	0	0	0	0	0	0	0	0
			Total	0	0	0	2	2	3	0	3	0	0	10
21	36	POISONINGS BY DRUGS AND BIOLOG	Male	0	1	4	5	4	5	1	6	0	0	26
			Female	0	0	0	0	0	0	0	0	0	0	0
			Total	0	1	4	5	4	5	1	6	0	0	26
22	37	MOTOR VEHICLE TRAFFIC ACCIDENT	Male	0	0	0	1	0	0	0	1	0	0	2
			Female	0	0	0	0	0	0	0	0	0	0	0
			Total	0	0	0	1	0	0	0	1	0	0	2
23	38	OTHER ROAD VEHICLE ACCIDENTS	Male	0	0	1	3	0	1	1	2	0	0	8
			Female	0	0	0	0	0	0	0	0	0	0	0
			Total	0	0	1	3	0	1	1	2	0	0	8
24	39	INTENTIONAL SELF-HARM(SUICIDE-ATTEMPTED)	Male	0	0	1	3	4	1	2	2	0	0	13
			Female	0	0	0	0	0	0	0	0	0	0	0
			Total	0	0	1	3	4	1	2	2	0	0	13
25	43	RENAL FAILURE and OTHER DISORDERS OF KIDNEY AND URETER	Male	0	0	6	21	14	9	10	5	0	0	65
			Female	0	0	0	0	0	0	0	0	0	0	0
			Total	0	0	6	21	14	9	10	5	0	0	65
26	44	SEPTICAEMIA	Male	0	0	2	12	4	3	2	6	0	0	29
			Female	0	0	0	0	0	0	0	0	0	0	0
			Total	0	0	2	12	4	3	2	6	0	0	29
27	47	TUBERCULOSIS OF OTHER ORGANS AND MILIARY TUBERCULOSIS	Male	0	0	2	2	3	1	1	1	0	0	10
			Female	0	0	0	0	0	0	0	0	0	0	0
			Total	0	0	2	2	3	1	1	1	0	0	10
28	49	HUMAN IMMUNODEFICIENCY VIRUS[HIV]DISEASE	Male	0	0	0	0	2	1	0	0	0	0	3
			Female	0	0	0	0	0	0	0	0	0	0	0
			Total	0	0	0	0	2	1	0	0	0	0	3
29	50	MALIGNANT NEOPLASMS OF LIP, ORAL CAVITY AND PHARYNX	Male	0	0	2	2	5	9	4	1	0	0	23
			Female	0	0	0	0	0	0	0	0	0	0	0
			Total	0	0	2	2	5	9	4	1	0	0	23
30	51	MALIGNANT NEOPLASM OF OESOPHAGUS	Male	0	0	0	0	1	1	0	1	0	0	3
			Female	0	0	0	0	0	0	0	0	0	0	0
			Total	0	0	0	0	1	1	0	1	0	0	3
31	52	MALIGNANT NEOPLASM OF STOMACH	Male	0	0	2	1	1	2	1	1	0	0	8
			Female	0	0	0	0	0	0	0	0	0	0	0
			Total	0	0	2	1	1	2	1	1	0	0	8
32	53	MALIGNANT NEOPLASMS OF LIVER AND INTRAHEPATIC BILE DUCTS	Male	0	0	2	2	3	2	0	1	0	0	10
			Female	0	0	0	0	0	0	0	0	0	0	0
			Total	0	0	2	2	3	2	0	1	0	0	10
33	54	MALIGNANT NEOPLASMS OF LARYNX, TRACHEA, BRONCHUS AND LUNG	Male	0	0	1	0	4	11	2	5	0	0	23
			Female	0	0	0	0	0	0	0	0	0	0	0
			Total	0	0	1	0	4	11	2	5	0	0	23
34	58	MALIGNANT NEOPLASM OF BLADDER	Male	0	0	1	2	2	1	0	0	0	0	6
			Female	0	0	0	0	0	0	0	0	0	0	0
			Total	0	0	1	2	2	1	0	0	0	0	6
35	59	MALIGNANT NEOPLASMS OF MENINGES,BRAIN AND OTHER PARTS OF CENTRAL NERVOUS SYSTEM	Male	0	0	0	0	1	1	0	0	0	0	2
			Female	0	0	0	0	0	0	0	0	0	0	0

TABLE D-19 DEATHS BY SELECTED CAUSE OF DEATH, AGE, SEX AND HABITS-(RURAL) - 2023

SL. No.	CAUSE ID	Selected cause of death	Sex	Age Group									Total
				Below 15	15-24	25-34	35-44	45-54	55-64	65-69	70 & above	Age not Stated	
1	2	3	4	5	6	7	8	9	10	11	12	13	14
		CENTRAL NERVOUS	Total	0	0	0	0	1	1	0	0	0	2
36	61	OTHER PROTEIN-ENERGY MALNUTRITION	Male	0	0	0	0	2	2	2	0	0	6
			Female	0	0	0	0	0	0	0	0	0	0
			Total	0	0	0	0	2	2	2	0	0	6
37	62	DISORDERS OF THYROID GLAND	Male	0	0	0	0	0	0	1	0	0	1
			Female	0	0	0	0	0	0	0	0	0	0
			Total	0	0	0	0	0	0	1	0	0	1
38	63	SCHIZOPHRENIA, SCHIZOTYPAL & DELUSIONA and MENTAL BEHAVIOURAL DISORDERS	Male	0	0	0	1	0	0	1	0	0	2
			Female	0	0	0	0	0	0	0	0	0	0
			Total	0	0	0	1	0	0	1	0	0	2
39	64	OTHER INFLAMMATORY DISEASES OF THE CENTRAL NERVOUS SYSTEM	Male	0	1	1	0	1	1	0	0	0	4
			Female	0	0	0	0	0	0	0	0	0	0
			Total	0	1	1	0	1	1	0	0	0	4
40	65	EPILEPSY	Male	0	0	1	0	0	0	1	0	0	2
			Female	0	0	0	0	0	0	0	0	0	0
			Total	0	0	1	0	0	0	1	0	0	2
41	66	HYPERTENSIVE HEART DISEASES	Male	0	5	6	24	28	33	14	29	0	139
			Female	0	0	0	0	0	0	0	0	0	0
			Total	0	5	6	24	28	33	14	29	0	139
42	67	ACUTE MYOCARDIAL INFARCTION	Male	0	0	10	34	39	39	16	45	0	183
			Female	0	0	0	0	0	0	0	0	0	0
			Total	0	0	10	34	39	39	16	45	0	183
43	68	ARTERIAL EMBOLISM AND THROMBOSIS,PHLEBITIS,THROMBOPHLEBITIS,VENOUS EMBOLISM AND THROMBOSIS	Male	0	0	0	0	2	0	0	1	0	3
			Female	0	0	0	0	0	0	0	0	0	0
			Total	0	0	0	0	2	0	0	1	0	3
44	69	BRONCHITIS ,BRONCHIOLITIS and UNSPECIFIED EMPHYSEMA	Male	0	0	0	0	5	4	1	1	0	11
			Female	0	0	0	0	0	0	0	0	0	0
			Total	0	0	0	0	5	4	1	1	0	11
45	71	PARALYTIC ILEUS AND INTESTINAL OBSTRUCTION WITHOUT HERNIA	Male	0	0	1	4	8	10	5	6	0	34
			Female	0	0	0	0	0	0	0	0	0	0
			Total	0	0	1	4	8	10	5	6	0	34
46	73	CHOLELITHIASIS AND CHOLECYSTIT	Male	0	0	1	0	1	2	0	1	0	5
			Female	0	0	0	0	0	0	0	0	0	0
			Total	0	0	1	0	1	2	0	1	0	5
47	74	DISORDERS OF THE PANCREAS	Male	0	0	1	0	1	0	0	1	0	3
			Female	0	0	0	0	0	0	0	0	0	0
			Total	0	0	1	0	1	0	0	1	0	3
48	82	FEVER OF UNKNOWN ORIGIN	Male	0	0	1	0	1	1	0	0	0	3
			Female	0	0	0	0	0	0	0	0	0	0
			Total	0	0	1	0	1	1	0	0	0	3
49	83	SHOCK, NOT ELSEWHERE CLASSIFIE	Male	0	0	4	9	9	13	2	9	0	46
			Female	0	0	0	0	0	0	0	0	0	0
			Total	0	0	4	9	9	13	2	9	0	46
50	88	FRACTURES INVOLVING MULTIPLE BODY REGIONS, AND OF UNSPECIFIED BODY REGION	Male	0	0	1	1	1	1	0	0	0	4
			Female	0	0	0	0	0	0	0	0	0	0
			Total	0	0	1	1	1	1	0	0	0	4
51	89	INTRACRANIAL AND INTERNAL INJU	Male	0	0	1	1	0	0	0	0	0	2
			Female	0	0	0	0	0	0	0	0	0	0
			Total	0	0	1	1	0	0	0	0	0	2
52	90	CRUSHING INJURIES AND TRAUMATIC AMPUTATIONS OF SPECIFIED AND MULTIPLE BODY REGIONS	Male	0	0	1	0	1	0	0	0	0	2
			Female	0	0	0	0	0	0	0	0	0	0
			Total	0	0	1	0	1	0	0	0	0	2
53	91	OTHER INJURIES OF SPECIFIED,UNSPECIFIED AND MULTIPLE BODY REGIONS	Male	0	0	1	0	0	0	0	0	0	1
			Female	0	0	0	0	0	0	0	0	0	0
			Total	0	0	1	0	0	0	0	0	0	1
54	92	EFFECTS OF FOREIGN BODY ENTERING THROUGH NATURAL ORIFICE	Male	0	0	0	0	0	0	0	1	0	1
			Female	0	0	0	0	0	0	0	0	0	0
			Total	0	0	0	0	0	0	0	1	0	1
55	93	RAILWAY ACCIDENTS	Male	0	0	0	1	0	0	0	0	0	1

TABLE D-19 DEATHS BY SELECTED CAUSE OF DEATH, AGE, SEX AND HABITS-(RURAL) - 2023

SL. No.	CAUSE ID	Selected cause of death	Sex	Age Group									Total
				Below 15	15-24	25-34	35-44	45-54	55-64	65-69	70 & above	Age not Stated	
1	2	3	4	5	6	7	8	9	10	11	12	13	14
			Female	0	0	0	0	0	0	0	0	0	0
			Total	0	0	0	1	0	0	0	0	0	1
56	96	ALL OTHER TRANSPORT ACCIDENTS	Male	0	1	1	0	1	1	1	2	0	7
			Female	0	0	0	0	0	0	0	0	0	0
			Total	0	1	1	0	1	1	1	2	0	7
57	97	ACCIDENTAL DROWING AND SUBMERS	Male	0	0	1	1	2	1	0	0	0	5
			Female	0	0	0	0	0	0	0	0	0	0
			Total	0	0	1	1	2	1	0	0	0	5
58	100	ACCIDENTS CAUSED BY MACHINERY,AND BY CUTTING PIERCING INSTRUMENTS	Male	0	0	0	0	0	0	0	1	0	1
			Female	0	0	0	0	0	0	0	0	0	0
			Total	0	0	0	0	0	0	0	1	0	1
59	101	ACCIDENTS CAUSED BY FIREARM MI	Male	0	0	0	0	0	0	0	1	0	1
			Female	0	0	0	0	0	0	0	0	0	0
			Total	0	0	0	0	0	0	0	1	0	1
60	102	ACCIDENTAL POISONING BY AND EXPOSURE TO NOXIOUS SUBSTANCES	Male	0	0	0	0	1	0	0	2	0	3
			Female	0	0	0	0	0	0	0	0	0	0
			Total	0	0	0	0	1	0	0	2	0	3
61	104	SUN STROKE	Male	0	0	0	0	5	2	0	3	0	10
			Female	0	0	0	0	0	0	0	0	0	0
			Total	0	0	0	0	5	2	0	3	0	10
62	105	COVID 19 VIRUS NOT IDENTIFIED	Male	0	0	0	0	0	1	0	0	0	1
			Female	0	0	0	0	0	0	0	0	0	0
			Total	0	0	0	0	0	1	0	0	0	1
		<b>Total</b>	<b>Male</b>	<b>0</b>	<b>10</b>	<b>91</b>	<b>235</b>	<b>241</b>	<b>270</b>	<b>117</b>	<b>309</b>	<b>0</b>	<b>1273</b>
			<b>Female</b>	<b>0</b>	<b>0</b>	<b>0</b>	<b>0</b>	<b>0</b>	<b>0</b>	<b>0</b>	<b>0</b>	<b>0</b>	<b>0</b>
			<b>Total</b>	<b>0</b>	<b>0</b>	<b>0</b>	<b>1</b>	<b>1</b>	<b>1</b>	<b>0</b>	<b>0</b>	<b>0</b>	<b>1273</b>
<b>Smoking &amp; Drinking Alcohol</b>													
1	2	TYPHOID FEVER AND PARATYPHOID FEVERS FEVERS	Male	0	0	0	1	3	2	0	0	0	6
			Female	0	0	0	0	0	0	0	0	0	0
			Total	0	0	0	1	3	2	0	0	0	6
2	3	FOOD POISONING	Male	0	0	0	0	0	0	0	0	0	0
			Female	0	0	0	0	1	0	0	0	0	1
			Total	0	0	0	0	1	0	0	0	0	1
3	4	DIARRHOEA AND GASTROENTERITIS OF PRESUMED INFECTIOUS ORIGIN	Male	0	0	0	0	1	2	0	0	0	3
			Female	0	0	0	0	0	0	0	0	0	0
			Total	0	0	0	0	1	2	0	0	0	3
4	5	RESPIRATORY TUBERCULOSIS	Male	0	1	9	8	9	11	2	13	0	53
			Female	0	0	0	0	0	0	0	0	0	0
			Total	0	1	9	8	9	11	2	13	0	53
5	12	RABIES	Male	0	0	0	0	1	1	0	0	0	2
			Female	0	0	0	0	0	0	0	0	0	0
			Total	0	0	0	0	1	1	0	0	0	2
6	14	OTHER AND UNSPECIFIED NEOPLASM	Male	0	0	1	12	12	11	3	8	0	47
			Female	0	0	0	1	0	1	0	0	0	2
			Total	0	0	1	13	12	12	3	8	0	49
7	15	DIABETES MELLITUS	Male	0	0	2	17	18	23	8	9	0	77
			Female	0	0	0	0	1	0	0	0	0	1
			Total	0	0	2	17	19	23	8	9	0	78
8	16	OTHER ANAEMIAS(D50-D55,D57-D64)	Male	0	0	2	2	5	3	1	6	0	19
			Female	0	0	0	0	0	0	0	0	0	0
			Total	0	0	2	2	5	3	1	6	0	19
9	17	OTHER VIRAL ENCEPHALITIS	Male	0	0	1	2	0	0	0	1	0	4
			Female	0	0	0	0	0	0	0	0	0	0
			Total	0	0	1	2	0	0	0	1	0	4
10	18	OTHER FORMS OF HEART DISEASES	Male	0	2	15	36	54	74	28	74	0	283
			Female	0	0	0	0	0	1	1	1	0	3
			Total	0	2	15	36	54	75	29	75	0	286
11	19	PNEUMONIA	Male	0	1	12	27	26	31	16	30	0	143
			Female	0	0	1	0	0	0	0	1	0	2
			Total	0	1	13	27	26	31	16	31	0	145



TABLE D-19 DEATHS BY SELECTED CAUSE OF DEATH, AGE, SEX AND HABITS-(RURAL) - 2023

SL. No.	CAUSE ID	Selected cause of death	Sex	Age Group									Total
				Below 15	15-24	25-34	35-44	45-54	55-64	65-69	70 & above	Age not Stated	
1	2	3	4	5	6	7	8	9	10	11	12	13	14
12	20	INFLUENZA	Male	0	0	0	1	0	1	0	0	0	2
			Female	0	0	0	0	0	0	0	0	0	0
			Total	0	0	0	1	0	1	0	0	0	2
13	21	ASTHMA	Male	0	0	3	17	14	42	23	59	0	158
			Female	0	0	0	0	0	0	1	3	0	4
			Total	0	0	3	17	14	42	24	62	0	162
14	22	OTHER VIRAL HEPATITIS (Jaundice)	Male	0	0	2	9	7	1	2	0	0	21
			Female	0	0	0	0	0	0	0	0	0	0
			Total	0	0	2	9	7	1	2	0	0	21
15	23	DISEASES OF THE LIVER	Male	0	2	29	74	64	36	14	12	1	232
			Female	0	0	0	0	2	0	0	0	0	2
			Total	0	2	29	74	66	36	14	12	1	234
16	24	GASTRIC AND DUODENAL ULCER	Male	0	0	1	0	2	4	0	0	0	7
			Female	0	0	0	0	0	0	0	0	0	0
			Total	0	0	1	0	2	4	0	0	0	7
17	25	DISEASES OF APPENDIX	Male	0	0	1	1	3	0	0	0	0	5
			Female	0	0	0	0	0	0	0	0	0	0
			Total	0	0	1	1	3	0	0	0	0	5
18	26	Genital Urinary system	Male	0	0	1	0	0	2	0	0	0	3
			Female	0	0	0	0	0	0	0	0	0	0
			Total	0	0	1	0	0	2	0	0	0	3
19	30	CEREBROVASCULAR DISEASES	Male	0	0	1	14	23	21	14	26	0	99
			Female	0	0	0	0	0	0	1	0	0	1
			Total	0	0	1	14	23	21	15	26	0	100
20	31	SENILITY	Male	0	0	0	0	0	38	37	142	0	217
			Female	0	0	0	0	0	2	2	5	0	9
			Total	0	0	0	0	0	40	39	147	0	226
21	32	Others not else where classified	Male	0	3	27	26	14	17	5	7	0	99
			Female	0	0	0	0	0	0	0	0	0	0
			Total	0	3	27	26	14	17	5	7	0	99
22	33	BITES OF SNAKES AND OTHER VENOMOUS ANIMALS	Male	0	0	0	1	0	2	2	1	0	6
			Female	0	0	0	0	0	0	0	0	0	0
			Total	0	0	0	1	0	2	2	1	0	6
23	34	BURNS AND CORROSIONS	Male	0	0	0	1	1	2	0	0	0	4
			Female	0	0	0	0	0	0	0	0	0	0
			Total	0	0	0	1	1	2	0	0	0	4
24	35	ACCIDENTAL FALLS	Male	0	0	2	8	9	6	2	4	0	31
			Female	0	0	0	0	0	0	1	0	0	1
			Total	0	0	2	8	9	6	3	4	0	32
25	36	POISONINGS BY DRUGS AND BIOLOG	Male	0	4	16	20	20	17	5	11	0	93
			Female	0	0	0	0	0	0	0	0	0	0
			Total	0	4	16	20	20	17	5	11	0	93
26	37	MOTOR VEHICLE TRAFFIC ACCIDENT	Male	0	1	4	3	3	1	0	1	0	13
			Female	0	0	0	0	0	0	0	0	0	0
			Total	0	1	4	3	3	1	0	1	0	13
27	38	OTHER ROAD VEHICLE ACCIDENTS	Male	0	1	3	5	7	4	3	4	0	27
			Female	0	0	0	0	0	1	0	0	0	1
			Total	0	1	3	5	7	5	3	4	0	28
28	39	INTENTIONAL SELF-HARM(SUICIDE-ATTEMPTED)	Male	0	0	7	14	13	9	4	2	0	49
			Female	0	0	0	0	0	0	1	0	0	1
			Total	0	0	7	14	13	9	4	3	0	50
29	40	ASSAULT(HOMICIDE)	Male	0	0	0	0	2	1	0	1	0	4
			Female	0	0	0	0	0	0	0	0	0	0
			Total	0	0	0	0	2	1	0	1	0	4
30	42	Viral Fever	Male	0	0	0	0	0	0	1	0	0	1
			Female	0	0	0	0	0	0	0	0	0	0
			Total	0	0	0	0	0	0	1	0	0	1
31	43	RENAL FAILURE and OTHER DISORDERS OF KIDNEY AND URETER	Male	0	0	11	38	43	33	15	18	0	158
			Female	0	0	0	0	2	0	0	0	0	2
			Total	0	0	11	38	45	33	15	18	0	160

TABLE D-19 DEATHS BY SELECTED CAUSE OF DEATH, AGE, SEX AND HABITS-(RURAL) - 2023

SL. No.	CAUSE ID	Selected cause of death	Sex	Age Group									Total
				Below 15	15-24	25-34	35-44	45-54	55-64	65-69	70 & above	Age not Stated	
1	2	3	4	5	6	7	8	9	10	11	12	13	14
32	44	SEPTICAEMIA	Male	0	1	8	29	24	31	9	25	0	127
			Female	0	0	0	0	0	0	0	0	0	0
			Total	0	1	8	29	24	31	9	25	0	127
33	47	TUBERCULOSIS OF OTHER ORGANS AND MILIARY TUBERCULOSIS	Male	0	0	4	3	10	3	1	3	0	24
			Female	0	0	1	0	0	1	0	0	0	2
			Total	0	0	5	3	10	4	1	3	0	26
34	49	HUMAN IMMUNODEFICIENCY VIRUS[HIV]DISEASE	Male	0	0	0	4	6	0	0	0	0	10
			Female	0	0	0	0	0	0	0	0	0	0
			Total	0	0	0	4	6	0	0	0	0	10
35	50	MALIGNANT NEOPLASMS OF LIP, ORAL CAVITY AND PHARYNX	Male	0	0	6	9	13	31	4	12	0	75
			Female	0	0	0	0	0	0	0	0	0	0
			Total	0	0	6	9	13	31	4	12	0	75
36	51	MALIGNANT NEOPLASM OF OESOPHAGUS	Male	0	0	0	1	5	6	1	3	0	16
			Female	0	0	0	0	0	0	0	0	0	0
			Total	0	0	0	1	5	6	1	3	0	16
37	52	MALIGNANT NEOPLASM OF STOMACH	Male	0	0	2	1	3	7	4	5	0	22
			Female	0	0	0	0	1	0	0	0	0	1
			Total	0	0	2	1	4	7	4	5	0	23
38	53	MALIGNANT NEOPLASMS OF LIVER AND INTRAHEPATIC BILE DUCTS	Male	0	0	3	8	5	10	2	11	0	39
			Female	0	0	0	0	0	0	0	0	0	0
			Total	0	0	3	8	5	10	2	11	0	39
39	54	MALIGNANT NEOPLASMS OF LARYNX, TRACHEA, BRONCHUS AND LUNG	Male	0	0	1	1	11	20	11	15	0	59
			Female	0	0	0	0	0	0	0	0	0	0
			Total	0	0	1	1	11	20	11	15	0	59
40	57	MALIGNANT NEOPLASM OF PROSTATE	Male	0	0	0	0	0	0	0	1	0	1
			Female	0	0	0	0	0	0	0	0	0	0
			Total	0	0	0	0	0	0	0	1	0	1
41	58	MALIGNANT NEOPLASM OF BLADDER	Male	0	0	1	4	7	4	0	4	0	20
			Female	0	0	0	0	0	0	0	0	0	0
			Total	0	0	1	4	7	4	0	4	0	20
42	59	MALIGNANT NEOPLASMS OF MENINGES,BRAIN AND OTHER PARTS OF CENTRAL NERVOUS	Male	0	0	0	1	1	2	0	0	0	4
			Female	0	0	0	0	0	0	0	0	0	0
			Total	0	0	0	1	1	2	0	0	0	4
43	60	LEUKAEMIA	Male	0	0	0	0	0	3	1	3	0	7
			Female	0	0	0	0	0	0	0	0	0	0
			Total	0	0	0	0	0	3	1	3	0	7
44	61	OTHER PROTEIN-ENERGY MALNUTRITION	Male	0	0	0	1	3	3	4	2	0	13
			Female	0	0	0	0	0	0	0	0	0	0
			Total	0	0	0	1	3	3	4	2	0	13
45	62	DISORDERS OF THYROID GLAND	Male	0	0	0	0	1	0	2	0	0	3
			Female	0	0	0	0	0	0	0	0	0	0
			Total	0	0	0	0	1	0	2	0	0	3
46	63	SCHIZOPHRENIA, SCHIZOTYPAL & DELUSIONA and MENTAL BEHAVIOURAL DISORDERS	Male	0	0	0	1	0	0	1	0	0	2
			Female	0	0	0	0	0	0	0	0	0	0
			Total	0	0	0	1	0	0	1	0	0	2
47	64	OTHER INFLAMMATORY DISEASES OF THE CENTRAL NERVOUS SYSTEM	Male	0	1	0	1	1	6	1	5	0	15
			Female	0	0	0	0	0	0	0	0	0	0
			Total	0	1	0	1	1	6	1	5	0	15
48	65	EPILEPSY	Male	0	0	5	5	5	1	0	2	0	18
			Female	0	0	0	0	0	0	0	0	0	0
			Total	0	0	5	5	5	1	0	2	0	18
49	66	HYPERTENSIVE HEART DISEASES	Male	0	4	14	48	58	63	34	61	0	282
			Female	0	0	0	1	1	2	0	0	0	4
			Total	0	4	14	49	59	65	34	61	0	286
50	67	ACUTE MYOCARDIAL INFARCTION	Male	0	2	33	99	138	116	47	101	0	536
			Female	0	0	0	1	1	1	1	1	0	5
			Total	0	2	33	100	139	117	48	102	0	541
51	68	ARTERIAL EMBOLISM AND THROMBOSISPHLEBITIS,THROMBOPHLEBI	Male	0	0	0	0	2	0	1	1	0	4
			Female	0	0	0	0	0	0	0	0	0	0

**TABLE D-19 DEATHS BY SELECTED CAUSE OF DEATH, AGE, SEX AND HABITS-(RURAL) - 2023**

SL. No.	CAUSE ID	Selected cause of death	Sex	Age Group									Total
				Below 15	15-24	25-34	35-44	45-54	55-64	65-69	70 & above	Age not Stated	
1	2	3	4	5	6	7	8	9	10	11	12	13	14
		PIIS,VENOUS EMBOLISM AND THROMBOSIS	Total	0	0	0	0	2	0	1	1	0	4
52	69	BRONCHITIS ,BRONCHIOLITIS and UNSPECIFIED EMPHYSEMA	Male	0	0	1	6	10	17	10	16	0	60
			Female	0	0	0	0	0	0	0	1	0	1
			Total	0	0	1	6	10	17	10	17	0	61
53	71	PARALYTIC ILEUS AND INTESTINAL OBSTRUCTION WITHOUT HERNIA	Male	0	0	1	4	13	17	9	19	0	63
			Female	0	0	0	0	0	0	0	0	0	0
			Total	0	0	1	4	13	17	9	19	0	63
54	72	PERITONITIS	Male	0	0	1	2	2	1	1	2	0	9
			Female	0	0	0	0	0	0	0	0	0	0
			Total	0	0	1	2	2	1	1	2	0	9
55	73	CHOLELITHIASIS AND CHOLECYSTIT	Male	0	0	2	2	2	3	1	1	0	11
			Female	0	0	0	0	0	1	0	0	0	1
			Total	0	0	2	2	2	4	1	1	0	12
56	74	DISORDERS OF THE PANCREAS	Male	0	0	5	3	3	2	1	2	0	16
			Female	0	0	0	0	0	0	0	0	0	0
			Total	0	0	5	3	3	2	1	2	0	16
57	75	RHEUMATOID ARTHRITIS AND OTHER	Male	0	0	1	0	0	0	0	0	0	1
			Female	0	0	0	0	0	0	0	0	0	0
			Total	0	0	1	0	0	0	0	0	0	1
58	82	FEVER OF UNKNOWN ORIGIN	Male	0	0	2	2	4	5	1	0	0	14
			Female	0	0	0	0	0	0	0	0	0	0
			Total	0	0	2	2	4	5	1	0	0	14
59	83	SHOCK, NOT ELSEWHERE CLASSIFIE	Male	0	0	10	33	28	34	7	20	0	132
			Female	0	0	0	0	1	1	0	1	0	3
			Total	0	0	10	33	29	35	7	21	0	135
60	85	FRACTURE OF NECK,THORAX OR PEL	Male	0	0	0	0	0	0	0	1	0	1
			Female	0	0	0	0	0	0	0	0	0	0
			Total	0	0	0	0	0	0	0	1	0	1
61	87	FRACTURE OF LOWER LIMB	Male	0	0	0	0	1	0	0	0	0	1
			Female	0	0	0	0	0	0	0	0	0	0
			Total	0	0	0	0	1	0	0	0	0	1
62	88	FRACTURES INVOLVING MULTIPLE BODY REGIONS, AND OF UNSPECIFIED BODY REGION	Male	0	0	1	1	1	0	1	1	0	5
			Female	0	0	0	0	0	0	0	0	0	0
			Total	0	0	1	1	1	0	1	1	0	5
63	89	INTRACRANIAL AND INTERNAL INJU	Male	0	0	1	1	0	1	0	1	0	4
			Female	0	0	0	0	0	0	0	0	0	0
			Total	0	0	1	1	0	1	0	1	0	4
64	90	CRUSHING INJURIES AND TRAUMATIC AMPUTATIONS OF SPECIFIED AND MULTIPLE BODY REGIONS	Male	0	0	1	1	1	1	0	0	0	4
			Female	0	0	0	0	0	0	0	0	0	0
			Total	0	0	1	1	1	1	0	0	0	4
65	91	OTHER INJURIES OF SPECIFIED,UNSPECIFIED AND MULTIPLE BODY REGIONS	Male	0	1	1	1	0	1	0	0	0	4
			Female	0	0	0	0	0	0	0	1	0	1
			Total	0	1	1	1	0	1	0	1	0	5
66	92	EFFECTS OF FOREIGN BODY ENTERING THROUGH NATURAL ORIFICE	Male	0	0	0	0	0	0	0	1	0	1
			Female	0	0	0	0	0	0	0	0	0	0
			Total	0	0	0	0	0	0	0	1	0	1
67	93	RAILWAY ACCIDENTS	Male	0	0	1	1	0	0	0	0	0	2
			Female	0	0	0	0	0	0	0	0	0	0
			Total	0	0	1	1	0	0	0	0	0	2
68	96	ALL OTHER TRANSPORT ACCIDENTS	Male	0	3	4	1	3	2	1	4	0	18
			Female	0	0	0	0	0	0	0	0	0	0
			Total	0	3	4	1	3	2	1	4	0	18
69	97	ACCIDENTAL DROWING AND SUBMERS	Male	0	0	2	3	4	1	0	0	0	10
			Female	0	0	0	0	0	0	0	0	0	0
			Total	0	0	2	3	4	1	0	0	0	10
70	100	ACCIDENTS CAUSED BY MACHINERY,AND BY CUTTING PIERCING INSTRUMENTS	Male	0	0	0	0	0	0	0	1	0	1
			Female	0	0	0	0	0	0	0	0	0	0
			Total	0	0	0	0	0	0	0	1	0	1
71	102	ACCIDENTAL POISOINING BY AND	Male	0	1	0	1	1	1	0	2	0	6

TABLE D-19 DEATHS BY SELECTED CAUSE OF DEATH, AGE, SEX AND HABITS-(RURAL) - 2023

SL. No.	CAUSE ID	Selected cause of death	Sex	Age Group									Total
				Below 15	15-24	25-34	35-44	45-54	55-64	65-69	70 & above	Age not Stated	
1	2	3	4	5	6	7	8	9	10	11	12	13	14
		EXPOSURE TO NOXIOUS SUBSTANCES	Female	0	0	0	0	0	0	0	0	0	0
			Total	0	1	0	1	1	1	0	2	0	6
72	104	SUN STROKE	Male	0	0	0	0	4	4	0	6	0	14
			Female	0	0	0	0	0	0	0	0	0	0
			Total	0	0	0	0	4	4	0	6	0	14
73	105	COVID 19 VIRUS NOT IDENTIFIED	Male	0	0	0	0	0	1	0	0	0	1
			Female	0	0	0	0	0	0	0	0	0	0
			Total	0	0	0	0	0	1	0	0	0	1
74	106	DENGUE FEVER	Male	0	0	0	0	0	1	0	0	0	1
			Female	0	0	0	0	0	0	0	0	0	0
			Total	0	0	0	0	0	1	0	0	0	1
		<b>Total</b>	<b>Male</b>	<b>0</b>	<b>28</b>	<b>261</b>	<b>615</b>	<b>724</b>	<b>793</b>	<b>340</b>	<b>760</b>	<b>1</b>	<b>3522</b>
			<b>Female</b>	<b>0</b>	<b>0</b>	<b>2</b>	<b>3</b>	<b>10</b>	<b>11</b>	<b>7</b>	<b>15</b>	<b>0</b>	<b>48</b>
			<b>Total</b>	<b>0</b>	<b>0</b>	<b>0</b>	<b>1</b>	<b>3</b>	<b>2</b>	<b>0</b>	<b>0</b>	<b>0</b>	<b>3570</b>
<b>Chewing tobacco &amp; Arecnut</b>													
1	2	TYPHOID FEVER AND PARATYPHOID FEVERS	Male	0	0	0	1	1	1	0	1	0	4
			Female	0	0	0	0	1	0	0	0	0	1
			Total	0	0	0	1	2	1	0	1	0	5
2	3	FOOD POISONING	Male	0	0	0	1	0	0	0	0	0	1
			Female	0	0	0	0	1	0	0	0	0	1
			Total	0	0	0	1	1	0	0	0	0	2
3	4	DIARRHOEA AND GASTROENTERITIS OF PRESUMED INFECTIOUS ORIGIN	Male	0	0	0	1	0	2	0	1	0	4
			Female	0	0	0	0	0	0	0	0	0	0
			Total	0	0	0	1	0	2	0	1	0	4
4	5	RESPIRATORY TUBERCULOSIS	Male	0	0	3	2	2	3	2	9	0	21
			Female	0	0	0	0	0	1	1	3	0	5
			Total	0	0	3	2	2	4	3	12	0	26
5	14	OTHER AND UNSPECIFIED NEOPLASM	Male	0	0	0	7	5	7	5	0	0	24
			Female	0	0	0	0	2	4	0	2	0	8
			Total	0	0	0	7	7	11	5	2	0	32
6	15	DIABETES MELLITUS	Male	0	0	0	4	6	6	2	7	0	25
			Female	0	0	0	1	1	5	2	4	0	13
			Total	0	0	0	5	7	11	4	11	0	38
7	16	OTHER ANAEMIAS(D50-D55,D57-D64)	Male	0	0	0	1	3	1	1	2	0	8
			Female	0	0	0	0	1	0	0	0	0	1
			Total	0	0	0	1	4	1	1	2	0	9
8	17	OTHER VIRAL ENCEPHALITIS	Male	0	0	0	2	0	0	0	0	0	2
			Female	0	0	0	0	0	0	0	0	0	0
			Total	0	0	0	2	0	0	0	0	0	2
9	18	OTHER FORMS OF HEART DISEASES	Male	0	0	6	18	25	25	24	75	0	173
			Female	0	0	0	0	7	5	5	37	1	55
			Total	0	0	6	18	32	30	29	112	1	228
10	19	PNEUMONIA	Male	0	0	4	17	10	11	2	10	0	54
			Female	0	0	1	1	1	2	1	3	0	9
			Total	0	0	5	18	11	13	3	13	0	63
11	20	INFLUENZA	Male	0	0	0	1	0	1	0	0	0	2
			Female	0	0	0	0	0	0	0	0	0	0
			Total	0	0	0	1	0	1	0	0	0	2
12	21	ASTHMA	Male	0	0	1	3	3	23	8	29	0	67
			Female	0	0	0	1	3	8	5	30	0	47
			Total	0	0	1	4	6	31	13	59	0	114
13	22	OTHER VIRAL HEPATITIS (Jaundice)	Male	0	0	1	8	2	2	1	0	0	14
			Female	0	0	0	0	0	0	0	0	0	0
			Total	0	0	1	8	2	2	1	0	0	14
14	23	DISEASES OF THE LIVER	Male	0	1	14	48	24	13	5	3	0	108
			Female	0	0	0	0	2	2	1	1	0	6
			Total	0	1	14	48	26	15	6	4	0	114
15	24	GASTRIC AND DUODENAL ULCER	Male	0	0	0	0	0	1	1	0	0	2
			Female	0	0	0	0	1	0	0	0	0	1
			Total	0	0	0	0	1	1	1	0	0	3

**TABLE D-19 DEATHS BY SELECTED CAUSE OF DEATH, AGE, SEX AND HABITS-(RURAL) - 2023**

SL. No.	CAUSE ID	Selected cause of death	Sex	Age Group									Total	
				Below 15	15-24	25-34	35-44	45-54	55-64	65-69	70 & above	Age not Stated		
1	2	3	4	5	6	7	8	9	10	11	12	13	14	
16	25	DISEASES OF APPENDIX	Male	0	0	0	1	2	0	0	0	0	0	3
			Female	0	0	0	0	1	0	0	0	0	0	1
			Total	0	0	0	1	3	0	0	0	0	0	0
17	26	Genital Urinary system	Male	0	0	1	0	0	1	0	0	0	0	2
			Female	0	0	0	0	0	0	0	0	0	0	0
			Total	0	0	1	0	0	1	0	0	0	0	0
18	30	CEREBROVASCULAR DISEASES	Male	0	0	1	4	7	10	5	10	0	0	37
			Female	0	0	0	0	0	3	3	2	0	0	8
			Total	0	0	1	4	7	13	8	12	0	0	45
19	31	SENILITY	Male	0	0	0	0	0	10	14	84	0	0	108
			Female	0	0	0	0	0	17	8	117	2	0	144
			Total	0	0	0	0	0	27	22	201	2	0	252
20	32	Others not else where classified	Male	0	3	11	15	4	7	2	2	0	0	44
			Female	0	0	2	0	1	0	0	0	0	0	3
			Total	0	3	13	15	5	7	2	2	0	0	47
21	33	BITES OF SNAKES AND OTHER VENOMOUS ANIMALS	Male	0	0	0	0	0	0	1	0	0	0	1
			Female	0	0	0	0	0	0	0	0	0	0	0
			Total	0	0	0	0	0	0	1	0	0	0	1
22	35	ACCIDENTAL FALLS	Male	0	1	2	2	4	2	0	3	0	0	14
			Female	0	0	0	0	0	0	0	0	0	0	0
			Total	0	1	2	2	4	2	0	3	0	0	14
23	36	POISONINGS BY DRUGS AND BIOLOG	Male	0	1	2	6	3	6	1	6	0	0	25
			Female	0	0	0	0	1	1	1	1	0	0	4
			Total	0	1	2	6	4	7	2	7	0	0	29
24	37	MOTOR VEHICLE TRAFFIC ACCIDENT	Male	0	0	1	2	2	0	0	1	0	0	6
			Female	0	0	0	0	0	0	0	0	0	0	0
			Total	0	0	1	2	2	0	0	1	0	0	6
25	38	OTHER ROAD VEHICLE ACCIDENTS	Male	0	0	3	4	1	3	1	3	0	0	15
			Female	0	0	0	0	0	0	0	1	0	0	1
			Total	0	0	3	4	1	3	1	4	0	0	16
26	39	INTENTIONAL SELF-HARM(SUICIDE-ATTEMPTED)	Male	0	0	2	3	4	2	1	2	0	0	14
			Female	0	0	0	0	1	0	0	1	0	0	2
			Total	0	0	2	3	5	2	1	3	0	0	16
27	40	ASSAULT(HOMICIDE)	Male	0	0	1	0	0	0	0	0	0	0	1
			Female	0	0	0	0	0	0	0	0	0	0	0
			Total	0	0	1	0	0	0	0	0	0	0	1
28	42	Viral Fever	Male	0	0	0	0	0	0	1	0	0	0	1
			Female	0	0	0	0	0	0	0	0	0	0	0
			Total	0	0	0	0	0	0	1	0	0	0	1
29	43	RENAL FAILURE and OTHER DISORDERS OF KIDNEY AND URETER	Male	0	0	9	25	13	9	8	10	0	0	74
			Female	0	0	0	0	1	3	1	2	0	0	7
			Total	0	0	9	25	14	12	9	12	0	0	81
30	44	SEPTICAEMIA	Male	0	0	2	14	5	6	2	8	0	0	37
			Female	0	0	0	1	0	3	0	7	0	0	11
			Total	0	0	2	15	5	9	2	15	0	0	48
31	47	TUBERCULOSIS OF OTHER ORGANS AND MILIARY TUBERCULOSIS	Male	0	0	3	4	2	1	0	0	0	0	10
			Female	0	0	1	0	1	3	0	0	0	0	5
			Total	0	0	4	4	3	4	0	0	0	0	15
32	49	HUMAN IMMUNODEFICIENCY VIRUS[HIV]DISEASE	Male	0	0	0	0	2	1	1	0	0	0	4
			Female	0	0	0	0	0	0	0	0	0	0	0
			Total	0	0	0	0	2	1	1	0	0	0	4
33	50	MALIGNANT NEOPLASMS OF LIP, ORAL CAVITY AND PHARYNX	Male	0	0	2	4	7	11	3	8	0	0	35
			Female	0	0	0	1	5	12	7	20	0	0	45
			Total	0	0	2	5	12	23	10	28	0	0	80
34	51	MALIGNANT NEOPLASM OF OESOPHAGUS	Male	0	0	0	0	1	2	4	2	0	0	9
			Female	0	0	0	1	0	1	1	0	0	0	3
			Total	0	0	0	1	1	3	5	2	0	0	12
35	52	MALIGNANT NEOPLASM OF STOMACH	Male	0	0	1	1	1	2	2	2	0	0	9
			Female	0	0	0	0	1	2	1	2	0	0	6
			Total	0	0	1	1	2	4	3	4	0	0	15

TABLE D-19 DEATHS BY SELECTED CAUSE OF DEATH, AGE, SEX AND HABITS-(RURAL) - 2023

SL. No.	CAUSE ID	Selected cause of death	Sex	Age Group									Total		
				Below 15	15-24	25-34	35-44	45-54	55-64	65-69	70 & above	Age not Stated			
1	2	3	4	5	6	7	8	9	10	11	12	13	14		
36	53	MALIGNANT NEOPLASMS OF LIVER AND INTRAHEPATIC BILE DUCTS	Male	0	0	2	2	5	4	0	0	0	0	13	
			Female	0	0	0	0	0	0	0	1	0	0	0	1
			Total	0	0	2	2	5	4	1	0	0	0	0	14
37	54	MALIGNANT NEOPLASMS OF LARYNX, TRACHEA, BRONCHUS AND LUNG	Male	0	0	1	1	4	12	5	7	0	0	30	
			Female	0	0	0	1	1	0	1	3	0	0	6	
			Total	0	0	1	2	5	12	6	10	0	0	0	36
38	55	MALIGNANT NEOPLASM OF BREAST	Male	0	0	0	0	0	0	0	0	0	0	0	
			Female	0	0	0	0	0	1	1	1	1	0	3	
			Total	0	0	0	0	0	1	1	1	1	0	3	
39	56	OTHER MALIGNANT NEOPLASM OF FEMALE GENITAL ORGANS	Male	0	0	0	0	0	0	0	0	0	0	0	
			Female	0	0	0	0	1	2	0	0	0	0	3	
			Total	0	0	0	0	1	2	0	0	0	0	3	
40	57	MALIGNANT NEOPLASM OF PROSTATE	Male	0	0	0	0	0	0	1	0	0	0	1	
			Female	0	0	0	0	0	0	0	0	0	0	0	
			Total	0	0	0	0	0	0	1	0	0	0	1	
41	58	MALIGNANT NEOPLASM OF BLADDER	Male	0	0	1	1	3	1	1	0	0	0	7	
			Female	0	0	0	0	0	0	0	0	0	0	0	
			Total	0	0	1	1	3	1	1	0	0	0	7	
42	59	MALIGNANT NEOPLASMS OF MENINGES,BRAIN AND OTHER PARTS OF CENTRAL NERVOUS	Male	0	0	0	1	0	1	0	0	0	0	2	
			Female	0	0	0	0	0	0	0	1	0	0	1	
			Total	0	0	0	1	0	1	0	1	0	0	3	
43	60	LEUKAEMIA	Male	0	0	0	1	0	0	0	1	0	0	2	
			Female	0	0	0	0	0	0	1	0	0	0	1	
			Total	0	0	0	1	0	0	1	1	0	0	3	
44	61	OTHER PROTEIN-ENERGY MALNUTRITION	Male	0	0	0	1	2	0	2	0	0	0	5	
			Female	0	0	0	0	2	0	0	3	0	0	5	
			Total	0	0	0	1	4	0	2	3	0	0	10	
45	62	DISORDERS OF THYROID GLAND	Male	0	0	0	0	0	0	0	0	0	0	0	
			Female	0	0	0	0	0	1	0	0	0	0	1	
			Total	0	0	0	0	0	1	0	0	0	0	1	
46	63	SCHIZOPHRENIA, SCHIZOTYPAL & DELUSIONA and MENTAL BEHAVIOURAL DISORDERS	Male	0	0	0	1	0	0	1	0	0	0	2	
			Female	0	0	0	0	0	0	0	0	0	0	0	
			Total	0	0	0	1	0	0	1	0	0	0	2	
47	64	OTHER INFLAMMATORY DISEASES OF THE CENTRAL NERVOUS SYSTEM	Male	0	0	1	0	1	1	0	0	0	0	3	
			Female	0	0	0	1	0	2	1	0	0	0	4	
			Total	0	0	1	1	1	3	1	0	0	0	7	
48	65	EPILEPSY	Male	0	0	0	0	0	0	1	0	0	0	1	
			Female	0	0	0	0	0	0	0	1	0	0	1	
			Total	0	0	0	0	0	0	1	1	0	0	2	
49	66	HYPERTENSIVE HEART DISEASES	Male	0	4	14	30	37	37	16	39	0	0	177	
			Female	0	0	0	1	4	9	5	12	0	0	31	
			Total	0	4	14	31	41	46	21	51	0	0	208	
50	67	ACUTE MYOCARDIAL INFARCTION	Male	0	0	10	41	36	35	25	56	0	0	203	
			Female	0	0	2	1	13	18	11	41	0	0	86	
			Total	0	0	12	42	49	53	36	97	0	0	289	
51	68	ARTERIAL EMBOLISM AND THROMBOSISPHLEBITIS,THROMBOPHLEBITIS,VENOUS EMBOLISM AND THROMBOSIS	Male	0	0	0	0	2	0	0	1	0	0	3	
			Female	0	0	0	0	0	0	0	0	0	0	0	
			Total	0	0	0	0	2	0	0	1	0	0	3	
52	69	BRONCHITIS ,BRONCHIOLITIS and UNSPECIFIED EMPHYSEMA	Male	0	0	0	1	4	5	1	1	0	0	12	
			Female	0	0	0	0	2	1	1	2	0	0	6	
			Total	0	0	0	1	6	6	2	3	0	0	18	
53	71	PARALYTIC ILEUS AND INTESTINAL OBSTRUCTION WITHOUT HERNIA	Male	0	0	1	3	9	14	6	15	0	0	48	
			Female	0	0	1	0	1	3	6	16	0	0	27	
			Total	0	0	2	3	10	17	12	31	0	0	75	
54	72	PERITONITIS	Male	0	0	0	0	0	0	0	0	0	0	0	
			Female	0	0	0	0	0	1	1	3	0	0	5	
			Total	0	0	0	0	0	1	1	3	0	0	5	
55	73	CHOLELITHIASIS AND CHOLECYSTIT	Male	0	0	1	2	0	3	0	1	0	7		
			Female	0	0	0	0	2	0	0	1	0	3		

TABLE D-19 DEATHS BY SELECTED CAUSE OF DEATH, AGE, SEX AND HABITS-(RURAL) - 2023

SL. No.	CAUSE ID	Selected cause of death	Sex	Age Group									Total
				Below 15	15-24	25-34	35-44	45-54	55-64	65-69	70 & above	Age not Stated	
1	2	3	4	5	6	7	8	9	10	11	12	13	14
			Total	0	0	1	2	2	3	0	2	0	10
56	74	DISORDERS OF THE PANCREAS	Male	0	0	2	0	0	0	0	1	0	3
			Female	0	0	0	0	0	1	0	0	0	1
			Total	0	0	2	0	0	1	0	1	0	4
57	82	FEVER OF UNKNOWN ORIGIN	Male	0	0	1	0	2	1	0	2	0	6
			Female	0	0	0	0	0	0	0	0	0	0
			Total	0	0	1	0	2	1	0	2	0	6
58	83	SHOCK, NOT ELSEWHERE CLASSIFIE	Male	0	0	5	7	10	11	5	10	0	48
			Female	0	0	0	1	6	5	0	3	0	15
			Total	0	0	5	8	16	16	5	13	0	63
59	84	FRACTURE OF SKULL AND FACIAL B	Male	0	0	0	1	0	0	0	0	0	1
			Female	0	0	0	0	0	0	0	0	0	0
			Total	0	0	0	1	0	0	0	0	0	1
60	88	FRACTURES INVOLVING MULTIPLE BODY REGIONS, AND OF UNSPECIFIED BODY REGION	Male	0	0	1	1	3	0	0	0	0	5
			Female	0	0	0	0	0	0	0	0	0	0
			Total	0	0	1	1	3	0	0	0	0	5
61	89	INTRACRANIAL AND INTERNAL INJU	Male	0	0	0	2	0	1	0	0	0	3
			Female	0	0	0	0	0	0	0	1	0	1
			Total	0	0	0	2	0	1	0	1	0	4
62	90	CRUSHING INJURIES AND TRAUMATIC AMPUTATIONS OF SPECIFIED AND MULTIPLE BODY REGIONS	Male	0	0	1	0	1	0	0	0	0	2
			Female	0	0	0	0	0	0	0	0	0	0
			Total	0	0	1	0	1	0	0	0	0	2
63	91	OTHER INJURIES OF SPECIFIED, UNSPECIFIED AND MULTIPLE BODY REGIONS	Male	0	0	1	0	0	0	0	0	0	1
			Female	0	0	0	0	0	0	0	0	0	0
			Total	0	0	1	0	0	0	0	0	0	1
64	92	EFFECTS OF FOREIGN BODY ENTERING THROUGH NATURAL ORIFICE	Male	0	0	0	1	0	0	0	1	0	2
			Female	0	0	0	0	0	0	0	0	0	0
			Total	0	0	0	1	0	0	0	1	0	2
65	93	RAILWAY ACCIDENTS	Male	0	0	0	1	0	0	0	0	0	1
			Female	0	0	0	0	0	0	0	0	0	0
			Total	0	0	0	1	0	0	0	0	0	1
66	96	ALL OTHER TRANSPORT ACCIDENTS	Male	0	1	2	1	1	1	1	3	0	10
			Female	0	0	0	0	1	0	0	0	0	1
			Total	0	1	2	1	2	1	1	3	0	11
67	97	ACCIDENTAL DROWING AND SUBMERS	Male	0	0	1	0	4	1	0	0	0	6
			Female	0	0	0	0	1	0	0	0	0	1
			Total	0	0	1	0	5	1	0	0	0	7
68	100	ACCIDENTS CAUSED BY MACHINERY, AND BY CUTTING PIERCING INSTRUMENTS	Male	0	0	0	0	0	0	0	1	0	1
			Female	0	0	0	0	0	0	0	0	0	0
			Total	0	0	0	0	0	0	0	1	0	1
69	102	ACCIDENTAL POISONING BY AND EXPOSURE TO NOXIOUS SUBSTANCES	Male	0	0	0	1	0	1	0	0	0	2
			Female	0	0	0	0	0	0	0	0	0	0
			Total	0	0	0	1	0	1	0	0	0	2
70	104	SUN STROKE	Male	0	0	0	0	4	2	0	6	0	12
			Female	0	0	0	0	0	0	1	3	0	4
			Total	0	0	0	0	4	2	1	9	0	16
71	105	COVID 19 VIRUS NOT IDENTIFIED	Male	0	0	0	0	0	1	0	0	0	1
			Female	0	0	0	0	0	0	0	0	0	0
			Total	0	0	0	0	0	1	0	0	0	1
		<b>Total</b>	<b>Male</b>	<b>0</b>	<b>11</b>	<b>115</b>	<b>299</b>	<b>267</b>	<b>301</b>	<b>162</b>	<b>423</b>	<b>0</b>	<b>1578</b>
			<b>Female</b>	<b>0</b>	<b>0</b>	<b>7</b>	<b>11</b>	<b>66</b>	<b>116</b>	<b>67</b>	<b>324</b>	<b>3</b>	<b>594</b>
			<b>Total</b>	<b>0</b>	<b>0</b>	<b>0</b>	<b>1</b>	<b>2</b>	<b>1</b>	<b>0</b>	<b>1</b>	<b>0</b>	<b>2172</b>
<b>Chewing tobacco &amp; Drinking Alcohol</b>													
1	2	TYPHOID FEVER AND PARATYPHOID FEVERS	Male	0	0	1	2	3	1	0	0	0	7
			Female	0	0	0	0	1	2	0	0	0	3
			Total	0	0	1	2	4	3	0	0	0	10
2	3	FOOD POISONING	Male	0	0	0	1	0	0	0	0	0	1
			Female	0	0	0	0	1	0	0	0	0	1
			Total	0	0	0	1	1	0	0	0	0	2
3	4	DIARRHOEA AND GASTROENTERITIS OF	Male	0	0	0	1	1	3	0	0	0	5

TABLE D-19 DEATHS BY SELECTED CAUSE OF DEATH, AGE, SEX AND HABITS-(RURAL) - 2023

SL. No.	CAUSE ID	Selected cause of death	Sex	Age Group									Total	
				Below 15	15-24	25-34	35-44	45-54	55-64	65-69	70 & above	Age not Stated		
1	2	3	4	5	6	7	8	9	10	11	12	13	14	
		PRESUMED INFECTIOUS ORIGIN	Female	0	0	0	0	0	0	0	0	0	0	0
			Total	0	0	0	1	1	3	0	0	0	0	5
4	5	RESPIRATORY TUBERCULOSIS	Male	0	0	5	4	4	4	2	5	0	24	
			Female	0	0	1	0	0	0	0	0	0	1	
			Total	0	0	6	4	4	4	2	5	0	25	
5	14	OTHER AND UNSPECIFIED NEOPLASM	Male	0	1	1	10	8	6	3	2	0	31	
			Female	0	0	0	0	0	2	0	0	0	2	
			Total	0	1	1	10	8	8	3	2	0	33	
6	15	DIABETES MELLITUS	Male	0	0	0	7	12	8	2	6	0	35	
			Female	0	0	0	1	1	2	0	0	0	4	
			Total	0	0	0	8	13	10	2	6	0	39	
7	16	OTHER ANAEMIAS(D50-D55,D57-D64)	Male	0	1	1	3	5	2	1	1	0	14	
			Female	0	0	0	0	2	0	0	0	0	2	
			Total	0	1	1	3	7	2	1	1	0	16	
8	17	OTHER VIRAL ENCEPHALITIS	Male	0	0	1	2	0	0	0	0	0	3	
			Female	0	0	0	0	0	0	0	0	0	0	
			Total	0	0	1	2	0	0	0	0	0	3	
9	18	OTHER FORMS OF HEART DISEASES	Male	0	1	8	32	24	33	19	46	0	163	
			Female	0	0	0	2	5	1	1	3	0	12	
			Total	0	1	8	34	29	34	20	49	0	175	
10	19	PNEUMONIA	Male	0	0	7	19	12	10	4	9	0	61	
			Female	0	0	1	0	0	2	0	3	0	6	
			Total	0	0	8	19	12	12	4	12	0	67	
11	20	INFLUENZA	Male	0	0	0	0	0	1	0	0	0	1	
			Female	0	0	0	0	0	0	0	0	0	0	
			Total	0	0	0	0	0	1	0	0	0	1	
12	21	ASTHMA	Male	0	0	1	10	3	24	11	27	0	76	
			Female	0	0	0	0	0	4	1	4	0	9	
			Total	0	0	1	10	3	28	12	31	0	85	
13	22	OTHER VIRAL HEPATITIS (Jaundice)	Male	0	0	2	7	6	1	2	0	0	18	
			Female	0	0	0	0	0	1	1	0	0	2	
			Total	0	0	2	7	6	2	3	0	0	20	
14	23	DISEASES OF THE LIVER	Male	0	1	27	60	32	14	9	4	0	147	
			Female	0	0	0	2	3	1	0	0	0	6	
			Total	0	1	27	62	35	15	9	4	0	153	
15	24	GASTRIC AND DUODENAL ULCER	Male	0	0	0	0	0	0	1	0	0	1	
			Female	0	0	0	0	1	0	0	0	0	1	
			Total	0	0	0	0	1	0	1	0	0	2	
16	25	DISEASES OF APPENDIX	Male	0	0	1	1	2	0	0	0	0	4	
			Female	0	0	0	0	0	0	0	0	0	0	
			Total	0	0	1	1	2	0	0	0	0	4	
17	26	Genital Urinary system	Male	0	0	1	0	0	1	0	0	0	2	
			Female	0	0	0	0	0	0	0	0	0	0	
			Total	0	0	1	0	0	1	0	0	0	2	
18	30	CEREBROVASCULAR DISEASES	Male	0	0	1	8	9	10	5	7	0	40	
			Female	0	0	0	0	0	1	1	0	0	2	
			Total	0	0	1	8	9	11	6	7	0	42	
19	31	SENILITY	Male	0	0	0	0	0	12	17	76	0	105	
			Female	0	0	0	0	0	4	3	21	0	28	
			Total	0	0	0	0	0	16	20	97	0	133	
20	32	Others not else where classified	Male	0	4	21	23	10	10	3	2	0	73	
			Female	0	0	1	0	1	0	0	0	0	2	
			Total	0	4	22	23	11	10	3	2	0	75	
21	33	BITES OF SNAKES AND OTHER VENOMOUS ANIMALS	Male	0	0	0	0	0	1	1	0	0	2	
			Female	0	0	0	0	0	0	0	0	0	0	
			Total	0	0	0	0	0	1	1	0	0	2	
22	34	BURNS AND CORROSIONS	Male	0	0	2	0	1	1	0	0	0	4	
			Female	0	0	0	0	0	0	0	0	0	0	
			Total	0	0	2	0	1	1	0	0	0	4	



TABLE D-19 DEATHS BY SELECTED CAUSE OF DEATH, AGE, SEX AND HABITS-(RURAL) - 2023

SL. No.	CAUSE ID	Selected cause of death	Sex	Age Group									Total
				Below 15	15-24	25-34	35-44	45-54	55-64	65-69	70 & above	Age not Stated	
1	2	3	4	5	6	7	8	9	10	11	12	13	14
23	35	ACCIDENTAL FALLS	Male	0	2	3	6	7	1	0	4	0	23
			Female	0	0	0	0	0	0	1	0	0	1
			Total	0	2	3	6	7	1	1	4	0	24
24	36	POISONINGS BY DRUGS AND BIOLOG	Male	0	2	7	8	3	9	2	6	0	37
			Female	0	0	0	0	1	0	1	1	0	3
			Total	0	2	7	8	4	9	3	7	0	40
25	37	MOTOR VEHICLE TRAFFIC ACCIDENT	Male	0	1	1	1	2	0	0	0	0	5
			Female	0	0	0	0	0	0	0	0	0	0
			Total	0	1	1	1	2	0	0	0	0	5
26	38	OTHER ROAD VEHICLE ACCIDENTS	Male	0	0	4	5	2	2	1	2	0	16
			Female	0	0	0	0	0	0	0	0	0	0
			Total	0	0	4	5	2	2	1	2	0	16
27	39	INTENTIONAL SELF-HARM(SUICIDE-ATTEMPTED)	Male	0	0	2	4	5	3	2	2	0	18
			Female	0	0	0	0	0	0	0	1	0	1
			Total	0	0	2	4	5	3	2	3	0	19
28	40	ASSAULT(HOMICIDE)	Male	0	0	1	0	1	0	0	0	0	2
			Female	0	0	0	0	0	0	0	0	0	0
			Total	0	0	1	0	1	0	0	0	0	2
29	42	Viral Fever	Male	0	0	0	0	0	0	1	0	0	1
			Female	0	0	0	0	0	0	0	0	0	0
			Total	0	0	0	0	0	0	1	0	0	1
30	43	RENAL FAILURE and OTHER DISORDERS OF KIDNEY AND URETER	Male	0	0	7	35	27	10	10	7	0	96
			Female	0	0	0	0	2	2	0	1	0	5
			Total	0	0	7	35	29	12	10	8	0	101
31	44	SEPTICAEMIA	Male	0	0	4	16	14	11	7	7	0	59
			Female	0	0	0	1	0	2	0	1	0	4
			Total	0	0	4	17	14	13	7	8	0	63
32	47	TUBERCULOSIS OF OTHER ORGANS AND MILIARY TUBERCULOSIS	Male	0	0	2	5	4	1	0	0	0	12
			Female	0	0	1	0	1	1	0	0	0	3
			Total	0	0	3	5	5	2	0	0	0	15
33	49	HUMAN IMMUNODEFICIENCY VIRUS[HIV]DISEASE	Male	0	0	0	1	4	0	1	0	0	6
			Female	0	0	0	0	0	0	0	0	0	0
			Total	0	0	0	1	4	0	1	0	0	6
34	50	MALIGNANT NEOPLASMS OF LIP, ORAL CAVITY AND PHARYNX	Male	0	0	5	11	13	14	4	4	0	51
			Female	0	0	0	0	0	3	0	2	0	5
			Total	0	0	5	11	13	17	4	6	0	56
35	51	MALIGNANT NEOPLASM OF OESOPHAGUS	Male	0	0	0	0	1	2	2	0	0	5
			Female	0	0	0	0	0	0	0	1	0	1
			Total	0	0	0	0	1	2	2	1	0	6
36	52	MALIGNANT NEOPLASM OF STOMACH	Male	0	0	1	2	1	2	2	2	0	10
			Female	0	0	0	0	1	0	0	0	0	1
			Total	0	0	1	2	2	2	2	2	0	11
38	53	MALIGNANT NEOPLASMS OF LIVER AND INTRAHEPATIC BILE DUCTS	Male	0	0	2	3	7	4	0	0	0	16
			Female	0	0	0	0	0	0	0	0	0	0
			Total	0	0	2	3	7	4	0	0	0	16
39	54	MALIGNANT NEOPLASMS OF LARYNX, TRACHEA, BRONCHUS AND LUNG	Male	0	0	0	2	5	12	5	6	0	30
			Female	0	0	0	0	0	0	0	3	0	3
			Total	0	0	0	2	5	12	5	9	0	33
40	56	OTHER MALIGNANT NEOPLASM OF FEMALE GENITAL ORGANS	Male	0	0	0	0	0	0	0	0	0	0
			Female	0	0	0	0	0	1	0	0	0	1
			Total	0	0	0	0	0	1	0	0	0	1
42	58	MALIGNANT NEOPLASM OF BLADDER	Male	0	0	1	3	5	2	1	1	0	13
			Female	0	0	0	0	0	0	0	0	0	0
			Total	0	0	1	3	5	2	1	1	0	13
43	59	MALIGNANT NEOPLASMS OF MENINGES,BRAIN AND OTHER PARTS OF CENTRAL NERVOUS	Male	0	0	0	2	0	1	0	0	0	3
			Female	0	0	0	0	0	0	0	0	0	0
			Total	0	0	0	2	0	1	0	0	0	3
45	60	LEUKAEMIA	Male	0	0	0	1	0	0	0	0	0	1
			Female	0	0	0	0	0	0	0	0	0	0
			Total	0	0	0	1	0	0	0	0	0	1

TABLE D-19 DEATHS BY SELECTED CAUSE OF DEATH, AGE, SEX AND HABITS-(RURAL) - 2023

SL. No.	CAUSE ID	Selected cause of death	Sex	Age Group									Total	
				Below 15	15-24	25-34	35-44	45-54	55-64	65-69	70 & above	Age not Stated		
1	2	3	4	5	6	7	8	9	10	11	12	13	14	
46	61	OTHER PROTEIN-ENERGY MALNUTRITION	Male	0	0	0	1	3	1	2	0	0	0	7
			Female	0	0	0	0	2	0	0	0	0	0	2
			Total	0	0	0	1	5	1	2	0	0	0	9
47	62	DISORDERS OF THYROID GLAND	Male	0	0	0	0	1	0	0	0	0	0	1
			Female	0	0	0	0	0	0	0	0	0	0	0
			Total	0	0	0	0	1	0	0	0	0	0	1
48	63	SCHIZOPHRENIA, SCHIZOTYPAL & DELUSIONA and MENTAL BEHAVIOURAL DISORDERS	Male	0	0	0	1	0	0	1	0	0	0	2
			Female	0	0	0	0	0	0	0	0	0	0	0
			Total	0	0	0	1	0	0	1	0	0	0	2
49	64	OTHER INFLAMMATORY DISEASES OF THE CENTRAL NERVOUS SYSTEM	Male	0	0	0	0	0	1	0	0	0	0	1
			Female	0	0	0	0	0	0	0	0	0	0	0
			Total	0	0	0	0	0	1	0	0	0	0	1
50	65	EPILEPSY	Male	0	0	0	1	0	0	0	0	0	0	1
			Female	0	0	0	0	0	0	0	0	0	0	0
			Total	0	0	0	1	0	0	0	0	0	0	1
51	66	HYPERTENSIVE HEART DISEASES	Male	0	4	24	47	52	46	17	43	0	0	233
			Female	0	0	0	1	2	2	1	7	0	0	13
			Total	0	4	24	48	54	48	18	50	0	0	246
52	67	ACUTE MYOCARDIAL INFARCTION	Male	0	2	22	62	58	53	26	50	0	0	273
			Female	0	0	1	4	4	4	5	7	0	0	25
			Total	0	2	23	66	62	57	31	57	0	0	298
53	68	ARTERIAL EMBOLISM AND THROMBOSISPHLEBITIS,THROMBOPHLEBITIS,VENOUS EMBOLISM AND THROMBOSIS	Male	0	0	0	0	2	0	0	1	0	0	3
			Female	0	0	0	0	0	0	0	0	0	0	0
			Total	0	0	0	0	2	0	0	1	0	0	3
54	69	BRONCHITIS ,BRONCHIOLITIS and UNSPECIFIED EMPHYSEMA	Male	0	0	1	3	6	5	1	2	0	0	18
			Female	0	0	0	0	0	0	0	0	0	0	0
			Total	0	0	1	3	6	5	1	2	0	0	18
55	71	PARALYTIC ILEUS AND INTESTINAL OBSTRUCTION WITHOUT HERNIA	Male	0	0	1	4	11	11	5	11	0	0	43
			Female	0	0	1	0	0	0	1	1	0	0	3
			Total	0	0	2	4	11	11	6	12	0	0	46
56	72	PERITONITIS	Male	0	0	1	0	1	0	0	0	0	0	2
			Female	0	0	0	0	0	0	0	0	0	0	0
			Total	0	0	1	0	1	0	0	0	0	0	2
57	73	CHOLELITHIASIS AND CHOLECYSTIT	Male	0	0	2	3	1	4	0	1	0	0	11
			Female	0	0	0	0	1	1	0	0	0	0	2
			Total	0	0	2	3	2	5	0	1	0	0	13
58	74	DISORDERS OF THE PANCREAS	Male	0	0	2	0	0	2	0	1	0	0	5
			Female	0	0	0	0	0	0	0	0	0	0	0
			Total	0	0	2	0	0	2	0	1	0	0	5
59	75	RHEUMATOID ARTHRITIS AND OTHER	Male	0	0	1	0	0	0	0	0	0	0	1
			Female	0	0	0	0	0	0	0	0	0	0	0
			Total	0	0	1	0	0	0	0	0	0	0	1
60	82	FEVER OF UNKNOWN ORIGIN	Male	0	0	1	1	3	3	1	1	0	0	10
			Female	0	0	0	0	0	0	0	0	0	0	0
			Total	0	0	1	1	3	3	1	1	0	0	10
61	83	SHOCK, NOT ELSEWHERE CLASSIFIE	Male	0	1	10	15	11	11	5	8	0	0	61
			Female	0	0	0	0	3	3	0	1	0	0	7
			Total	0	1	10	15	14	14	5	9	0	0	68
62	84	FRACTURE OF SKULL AND FACIAL B	Male	0	0	0	1	0	1	0	0	0	0	2
			Female	0	0	0	0	0	0	0	0	0	0	0
			Total	0	0	0	1	0	1	0	0	0	0	2
63	87	FRACTURE OF LOWER LIMB	Male	0	0	0	0	1	0	0	0	0	0	1
			Female	0	0	0	0	0	0	0	0	0	0	0
			Total	0	0	0	0	1	0	0	0	0	0	1
64	88	FRACTURES INVOLVING MULTIPLE BODY REGIONS, AND OF UNSPECIFIED BODY REGION	Male	0	0	1	1	3	0	0	0	0	0	5
			Female	0	0	0	0	0	0	0	0	0	0	0
			Total	0	0	1	1	3	0	0	0	0	0	5
65	89	INTRACRANIAL AND INTERNAL INJU	Male	0	0	0	2	0	0	0	0	0	0	2
			Female	0	0	0	0	0	0	0	0	0	0	0

TABLE D-19 DEATHS BY SELECTED CAUSE OF DEATH, AGE, SEX AND HABITS-(RURAL) - 2023

SL. No.	CAUSE ID	Selected cause of death	Sex	Age Group									Total	
				Below 15	15-24	25-34	35-44	45-54	55-64	65-69	70 & above	Age not Stated		
1	2	3	4	5	6	7	8	9	10	11	12	13	14	
			Total	0	0	0	2	0	0	0	0	0	2	
66	90	CRUSHING INJURIES AND TRAUMATIC AMPUTATIONS OF SPECIFIED AND MULTIPLE BODY REGIONS	Male	0	0	1	0	1	0	0	0	0	0	2
			Female	0	0	0	0	0	0	0	0	0	0	0
			Total	0	0	1	0	1	0	0	0	0	0	2
67	91	OTHER INJURIES OF SPECIFIED, UNSPECIFIED AND MULTIPLE BODY REGIONS	Male	0	0	2	2	0	0	1	0	0	0	5
			Female	0	0	0	0	0	0	0	0	0	0	0
			Total	0	0	2	2	0	0	1	0	0	0	5
68	92	EFFECTS OF FOREIGN BODY ENTERING THROUGH NATURAL ORIFICE	Male	0	0	0	1	0	0	0	1	0	0	2
			Female	0	0	0	0	0	0	0	0	0	0	0
			Total	0	0	0	1	0	0	0	1	0	0	2
69	93	RAILWAY ACCIDENTS	Male	0	0	0	1	0	0	0	0	0	0	1
			Female	0	0	0	0	0	0	0	0	0	0	0
			Total	0	0	0	1	0	0	0	0	0	0	1
70	96	ALL OTHER TRANSPORT ACCIDENTS	Male	0	1	1	2	2	0	1	2	0	0	9
			Female	0	0	0	0	0	0	0	0	0	0	0
			Total	0	1	1	2	2	0	1	2	0	0	9
71	97	ACCIDENTAL DROWING AND SUBMERS	Male	0	0	2	3	8	2	0	0	0	0	15
			Female	0	0	0	0	1	0	0	0	0	0	1
			Total	0	0	2	3	9	2	0	0	0	0	16
72	100	ACCIDENTS CAUSED BY MACHINERY, AND BY CUTTING PIERCING INSTRUMENTS	Male	0	0	0	0	0	0	0	1	0	0	1
			Female	0	0	0	0	0	0	0	0	0	0	0
			Total	0	0	0	0	0	0	0	1	0	0	1
73	102	ACCIDENTAL POISONING BY AND EXPOSURE TO NOXIOUS SUBSTANCES	Male	0	0	0	1	0	1	1	0	0	0	3
			Female	0	0	0	0	0	0	0	0	0	0	0
			Total	0	0	0	1	0	1	1	0	0	0	3
74	104	SUN STROKE	Male	0	0	0	0	4	3	0	3	0	0	10
			Female	0	0	0	0	0	0	0	1	0	0	1
			Total	0	0	0	0	4	3	0	4	0	0	11
75	105	COVID 19 VIRUS NOT IDENTIFIED	Male	0	0	0	0	0	1	0	0	0	0	1
			Female	0	0	0	0	0	0	0	0	0	0	0
			Total	0	0	0	0	0	1	0	0	0	0	1
76	106	DENGUE FEVER	Male	0	0	0	1	0	0	1	0	0	0	2
			Female	0	0	0	0	0	0	0	0	0	0	0
			Total	0	0	0	1	0	0	1	0	0	0	2
		<b>Total</b>	<b>Male</b>	<b>0</b>	<b>21</b>	<b>192</b>	<b>448</b>	<b>401</b>	<b>361</b>	<b>180</b>	<b>351</b>	<b>0</b>	<b>1954</b>	
			<b>Female</b>	<b>0</b>	<b>0</b>	<b>6</b>	<b>11</b>	<b>33</b>	<b>39</b>	<b>16</b>	<b>58</b>	<b>0</b>	<b>163</b>	
			<b>Total</b>	<b>0</b>	<b>0</b>	<b>1</b>	<b>2</b>	<b>4</b>	<b>3</b>	<b>0</b>	<b>0</b>	<b>0</b>	<b>2117</b>	
<b>Chewing Arecaut &amp; Drinking Alcohol</b>														
1	2	TYPHOID FEVER AND PARATYPHOID FEVERS FEVERS	Male	0	0	0	1	1	1	0	0	0	0	3
			Female	0	0	0	0	1	0	0	0	0	0	1
			Total	0	0	0	1	2	1	0	0	0	0	4
2	3	FOOD POISONING	Male	0	0	0	1	0	0	0	0	0	0	1
			Female	0	0	0	0	1	0	0	0	0	0	1
			Total	0	0	0	1	1	0	0	0	0	0	2
3	4	DIARRHOEA AND GASTROENTERITIS OF PRESUMED INFECTIOUS ORIGIN	Male	0	0	0	1	0	2	0	0	0	0	3
			Female	0	0	0	0	0	0	0	0	0	0	0
			Total	0	0	0	1	0	2	0	0	0	0	3
4	5	RESPIRATORY TUBERCULOSIS	Male	0	0	3	5	6	5	1	6	0	0	26
			Female	0	0	0	0	0	0	0	0	0	0	0
			Total	0	0	3	5	6	5	1	6	0	0	26
5	14	OTHER AND UNSPECIFIED NEOPLASM	Male	0	0	1	6	5	7	3	1	0	0	23
			Female	0	0	0	0	0	2	0	0	0	0	2
			Total	0	0	1	6	5	9	3	1	0	0	25
6	15	DIABETES MELLITUS	Male	0	0	0	5	11	7	3	5	0	0	31
			Female	0	0	0	1	1	2	0	0	0	0	4
			Total	0	0	0	6	12	9	3	5	0	0	35
7	16	OTHER ANAEMIAS(D50-D55,D57-D64)	Male	0	0	2	2	2	2	1	1	0	0	10
			Female	0	0	0	0	2	0	0	0	0	0	2
			Total	0	0	2	2	4	2	1	1	0	0	12
8	17	OTHER VIRAL ENCEPHALITIS	Male	0	0	0	3	0	0	0	1	0	4	

TABLE D-19 DEATHS BY SELECTED CAUSE OF DEATH, AGE, SEX AND HABITS-(RURAL) - 2023

SL. No.	CAUSE ID	Selected cause of death	Sex	Age Group									Total
				Below 15	15-24	25-34	35-44	45-54	55-64	65-69	70 & above	Age not Stated	
1	2	3	4	5	6	7	8	9	10	11	12	13	14
			Female	0	0	0	0	0	0	0	0	0	0
			Total	0	0	0	3	0	0	0	1	0	4
9	18	OTHER FORMS OF HEART DISEASES	Male	0	0	6	26	29	29	25	59	0	174
			Female	0	0	0	0	4	2	1	4	0	11
			Total	0	0	6	26	33	31	26	63	0	185
10	19	PNEUMONIA	Male	0	0	6	18	13	12	1	8	0	58
			Female	0	0	1	0	0	2	0	3	0	6
			Total	0	0	7	18	13	14	1	11	0	64
11	20	INFLUENZA	Male	0	0	0	0	0	1	0	0	0	1
			Female	0	0	0	0	0	0	0	0	0	0
			Total	0	0	0	0	0	1	0	0	0	1
12	21	ASTHMA	Male	0	0	2	6	2	19	9	24	0	62
			Female	0	0	0	1	0	3	1	3	0	8
			Total	0	0	2	7	2	22	10	27	0	70
13	22	OTHER VIRAL HEPATITIS (Jaundice)	Male	0	0	1	7	6	1	2	0	0	17
			Female	0	0	0	0	0	0	0	0	0	0
			Total	0	0	1	7	6	1	2	0	0	17
14	23	DISEASES OF THE LIVER	Male	0	1	23	73	37	19	6	4	0	163
			Female	0	0	0	0	2	1	0	1	0	4
			Total	0	1	23	73	39	20	6	5	0	167
15	24	GASTRIC AND DUODENAL ULCER	Male	0	0	1	0	0	0	1	0	0	2
			Female	0	0	0	0	1	0	0	0	0	1
			Total	0	0	1	0	1	0	1	0	0	3
16	25	DISEASES OF APPENDIX	Male	0	0	0	1	2	0	0	0	0	3
			Female	0	0	0	0	0	0	0	0	0	0
			Total	0	0	0	1	2	0	0	0	0	3
17	26	Genital Urinary system	Male	0	0	1	1	0	1	0	0	0	3
			Female	0	0	0	0	0	0	0	0	0	0
			Total	0	0	1	1	0	1	0	0	0	3
18	30	CEREBROVASCULAR DISEASES	Male	0	0	2	8	9	12	3	6	0	40
			Female	0	0	0	0	0	1	0	0	0	1
			Total	0	0	2	8	9	13	3	6	0	41
19	31	SENILITY	Male	0	0	0	0	0	15	15	69	0	99
			Female	0	0	0	0	0	2	2	18	0	22
			Total	0	0	0	0	0	17	17	87	0	121
20	32	Others not else where classified	Male	0	4	16	26	8	12	2	2	0	70
			Female	0	0	0	0	1	0	0	0	0	1
			Total	0	4	16	26	9	12	2	2	0	71
21	33	BITES OF SNAKES AND OTHER VENOMOUS ANIMALS	Male	0	0	0	0	0	0	1	2	0	3
			Female	0	0	0	0	0	0	0	0	0	0
			Total	0	0	0	0	0	0	1	2	0	3
22	35	ACCIDENTAL FALLS	Male	0	1	2	5	7	2	0	4	0	21
			Female	0	0	0	0	0	0	0	1	0	1
			Total	0	1	2	5	7	2	0	5	0	22
23	36	POISONINGS BY DRUGS AND BIOLOG	Male	0	1	6	7	4	7	1	7	0	33
			Female	0	0	0	0	0	1	1	2	0	4
			Total	0	1	6	7	4	8	2	9	0	37
24	37	MOTOR VEHICLE TRAFFIC ACCIDENT	Male	0	1	1	2	3	0	0	0	0	7
			Female	0	0	0	0	0	0	0	0	0	0
			Total	0	1	1	2	3	0	0	0	0	7
25	38	OTHER ROAD VEHICLE ACCIDENTS	Male	0	0	3	5	0	2	1	2	0	13
			Female	0	0	0	0	0	1	0	0	0	1
			Total	0	0	3	5	0	3	1	2	0	14
26	39	INTENTIONAL SELF-HARM(SUICIDE-ATTEMPTED)	Male	0	1	1	4	4	1	2	2	0	15
			Female	0	0	0	1	0	0	0	2	0	3
			Total	0	1	1	5	4	1	2	4	0	18
27	40	ASSAULT(HOMICIDE)	Male	0	0	1	0	0	0	0	0	0	1
			Female	0	0	0	0	0	0	0	0	0	0
			Total	0	0	1	0	0	0	0	0	0	1

TABLE D-19 DEATHS BY SELECTED CAUSE OF DEATH, AGE, SEX AND HABITS-(RURAL) - 2023

SL. No.	CAUSE ID	Selected cause of death	Sex	Age Group									Total
				Below 15	15-24	25-34	35-44	45-54	55-64	65-69	70 & above	Age not Stated	
1	2	3	4	5	6	7	8	9	10	11	12	13	14
28	42	Viral Fever	Male	0	0	0	0	1	0	1	0	0	2
			Female	0	0	0	0	0	0	0	0	0	0
			Total	0	0	0	0	1	0	1	0	0	2
29	43	RENAL FAILURE and OTHER DISORDERS OF KIDNEY AND URETER	Male	0	0	9	30	21	12	10	5	0	87
			Female	0	0	0	0	1	2	0	1	0	4
			Total	0	0	9	30	22	14	10	6	0	91
30	44	SEPTICAEMIA	Male	0	0	3	20	8	8	3	8	0	50
			Female	0	0	0	1	1	2	0	1	0	5
			Total	0	0	3	21	9	10	3	9	0	55
31	47	TUBERCULOSIS OF OTHER ORGANS AND MILIARY TUBERCULOSIS	Male	0	0	3	4	3	2	0	0	0	12
			Female	0	0	0	0	1	0	0	0	0	1
			Total	0	0	3	4	4	2	0	0	0	13
32	49	HUMAN IMMUNODEFICIENCY VIRUS[HIV]DISEASE	Male	0	0	0	1	2	0	1	0	0	4
			Female	0	0	0	1	0	0	0	0	0	1
			Total	0	0	0	2	2	0	1	0	0	5
33	50	MALIGNANT NEOPLASMS OF LIP, ORAL CAVITY AND PHARYNX	Male	0	0	2	1	8	11	5	2	0	29
			Female	0	0	0	1	0	2	0	2	0	5
			Total	0	0	2	2	8	13	5	4	0	34
34	51	MALIGNANT NEOPLASM OF OESOPHAGUS	Male	0	0	0	0	2	0	2	0	0	4
			Female	0	0	0	0	0	0	0	0	0	0
			Total	0	0	0	0	2	0	2	0	0	4
35	52	MALIGNANT NEOPLASM OF STOMACH	Male	0	0	2	2	1	3	1	1	0	10
			Female	0	0	0	0	0	0	0	0	0	0
			Total	0	0	2	2	1	3	1	1	0	10
36	53	MALIGNANT NEOPLASMS OF LIVER AND INTRAHEPATIC BILE DUCTS	Male	0	0	2	4	6	2	0	1	0	15
			Female	0	0	0	0	0	0	0	0	0	0
			Total	0	0	2	4	6	2	0	1	0	15
37	54	MALIGNANT NEOPLASMS OF LARYNX, TRACHEA, BRONCHUS AND LUNG	Male	0	0	3	1	5	8	5	6	0	28
			Female	0	0	0	0	0	0	0	1	0	1
			Total	0	0	3	1	5	8	5	7	0	29
38	55	MALIGNANT NEOPLASM OF BREAST	Male	0	0	0	0	0	0	0	0	0	0
			Female	0	0	0	0	0	1	0	0	0	1
			Total	0	0	0	0	0	1	0	0	0	1
39	56	OTHER MALIGNANT NEOPLASM OF FEMALE GENITAL ORGANS	Male	0	0	0	0	0	0	0	0	0	0
			Female	0	0	0	0	0	1	0	0	0	1
			Total	0	0	0	0	0	1	0	0	0	1
40	58	MALIGNANT NEOPLASM OF BLADDER	Male	0	0	1	2	4	1	1	0	0	9
			Female	0	0	0	0	0	0	0	0	0	0
			Total	0	0	1	2	4	1	1	0	0	9
41	59	MALIGNANT NEOPLASMS OF MENINGES, BRAIN AND OTHER PARTS OF CENTRAL NERVOUS	Male	0	0	0	1	1	1	0	0	0	3
			Female	0	0	0	0	0	0	0	0	0	0
			Total	0	0	0	1	1	1	0	0	0	3
42	60	LEUKAEMIA	Male	0	0	0	1	0	0	0	0	0	1
			Female	0	0	0	0	0	0	0	0	0	0
			Total	0	0	0	1	0	0	0	0	0	1
43	61	OTHER PROTEIN-ENERGY MALNUTRITION	Male	0	0	0	1	2	2	2	0	0	7
			Female	0	0	0	0	2	0	0	0	0	2
			Total	0	0	0	1	4	2	2	0	0	9
44	62	DISORDERS OF THYROID GLAND	Male	0	0	0	0	0	0	1	0	0	1
			Female	0	0	0	0	0	0	0	0	0	0
			Total	0	0	0	0	0	0	1	0	0	1
45	63	SCHIZOPHRENIA, SCHIZOTYPAL & DELUSIONA and MENTAL BEHAVIOURAL DISORDERS	Male	0	0	0	1	0	1	1	0	0	3
			Female	0	0	0	0	0	0	0	0	0	0
			Total	0	0	0	1	0	1	1	0	0	3
46	64	OTHER INFLAMMATORY DISEASES OF THE CENTRAL NERVOUS SYSTEM	Male	0	1	0	1	0	1	0	0	0	3
			Female	0	0	0	0	0	0	0	0	0	0
			Total	0	1	0	1	0	1	0	0	0	3
47	65	EPILEPSY	Male	0	0	1	1	2	0	0	0	0	4
			Female	0	0	0	0	0	0	0	0	0	0
			Total	0	0	1	1	2	0	0	0	0	4

TABLE D-19 DEATHS BY SELECTED CAUSE OF DEATH, AGE, SEX AND HABITS-(RURAL) - 2023

SL. No.	CAUSE ID	Selected cause of death	Sex	Age Group									Total	
				Below 15	15-24	25-34	35-44	45-54	55-64	65-69	70 & above	Age not Stated		
1	2	3	4	5	6	7	8	9	10	11	12	13	14	
48	66	HYPERTENSIVE HEART DISEASES	Male	0	5	23	47	55	50	17	32	0	229	
			Female	0	0	0	1	1	3	1	8	0	14	
			Total	0	5	23	48	56	53	18	40	0	243	
49	67	ACUTE MYOCARDIAL INFARCTION	Male	0	0	15	53	47	43	20	56	1	235	
			Female	0	0	1	1	5	4	4	6	0	21	
			Total	0	0	16	54	52	47	24	62	1	256	
50	68	ARTERIAL EMBOLISM AND THROMBOSIS,PHLEBITIS,THROMBOPHLEBITIS,VENOUS EMBOLISM AND THROMBOSIS	Male	0	0	0	0	2	0	0	0	0	2	
			Female	0	0	0	0	0	0	0	0	0	0	0
			Total	0	0	0	0	2	0	0	0	0	0	2
51	69	BRONCHITIS ,BRONCHIOLITIS and UNSPECIFIED EMPHYSEMA	Male	0	0	1	4	5	5	1	0	0	16	
			Female	0	0	0	0	0	0	0	0	0	0	0
			Total	0	0	1	4	5	5	1	0	0	16	
52	71	PARALYTIC ILEUS AND INTESTINAL OBSTRUCTION WITHOUT HERNIA	Male	0	0	1	4	11	16	7	10	0	49	
			Female	0	0	1	0	0	1	1	2	0	5	
			Total	0	0	2	4	11	17	8	12	0	54	
53	73	CHOLELITHIASIS AND CHOLECYSTIT	Male	0	0	2	3	2	3	0	1	0	11	
			Female	0	0	0	0	1	0	0	0	0	1	
			Total	0	0	2	3	3	3	0	1	0	12	
54	74	DISORDERS OF THE PANCREAS	Male	0	0	2	2	1	0	0	1	0	6	
			Female	0	0	0	0	0	0	0	0	0	0	
			Total	0	0	2	2	1	0	0	1	0	6	
55	82	FEVER OF UNKNOWN ORIGIN	Male	0	0	1	0	2	1	0	1	0	5	
			Female	0	0	0	0	0	1	0	0	0	1	
			Total	0	0	1	0	2	2	0	1	0	6	
56	83	SHOCK, NOT ELSEWHERE CLASSIFIED	Male	0	0	5	11	13	15	5	8	0	57	
			Female	0	0	0	0	2	2	1	0	0	5	
			Total	0	0	5	11	15	17	6	8	0	62	
57	84	FRACTURE OF SKULL AND FACIAL B	Male	0	0	0	2	0	0	0	0	0	2	
			Female	0	0	0	0	0	0	0	0	0	0	
			Total	0	0	0	2	0	0	0	0	0	2	
58	88	FRACTURES INVOLVING MULTIPLE BODY REGIONS, AND OF UNSPECIFIED BODY REGION	Male	0	0	1	1	3	1	0	0	0	6	
			Female	0	0	0	0	0	0	0	0	0	0	
			Total	0	0	1	1	3	1	0	0	0	6	
59	89	INTRACRANIAL AND INTERNAL INJURY	Male	0	0	1	2	0	1	0	0	0	4	
			Female	0	0	0	0	0	0	0	0	0	0	
			Total	0	0	1	2	0	1	0	0	0	4	
60	90	CRUSHING INJURIES AND TRAUMATIC AMPUTATIONS OF SPECIFIED AND MULTIPLE BODY REGIONS	Male	0	0	1	1	1	0	0	0	0	3	
			Female	0	0	0	0	0	0	0	0	0	0	
			Total	0	0	1	1	1	0	0	0	0	3	
61	91	OTHER INJURIES OF SPECIFIED, UNSPECIFIED AND MULTIPLE BODY REGIONS	Male	0	0	1	0	0	0	0	0	0	1	
			Female	0	0	0	0	0	0	0	0	0	0	
			Total	0	0	1	0	0	0	0	0	0	1	
62	92	EFFECTS OF FOREIGN BODY ENTERING THROUGH NATURAL ORIFICE	Male	0	0	0	1	0	0	0	1	0	2	
			Female	0	0	0	0	0	0	0	0	0	0	
			Total	0	0	0	1	0	0	0	1	0	2	
63	93	RAILWAY ACCIDENTS	Male	0	0	0	1	0	0	0	0	0	1	
			Female	0	0	0	0	0	0	0	0	0	0	
			Total	0	0	0	1	0	0	0	0	0	1	
64	96	ALL OTHER TRANSPORT ACCIDENTS	Male	0	1	1	0	1	1	1	1	0	6	
			Female	0	0	0	0	0	0	0	0	0	0	
			Total	0	1	1	0	1	1	1	1	0	6	
65	97	ACCIDENTAL DROWING AND SUBMERSIONS	Male	0	0	2	1	4	1	1	0	9		
			Female	0	0	0	0	2	0	0	0	0	2	
			Total	0	0	2	1	6	1	1	0	0	11	
66	100	ACCIDENTS CAUSED BY MACHINERY, AND BY CUTTING PIERCING INSTRUMENTS	Male	0	0	0	0	0	0	0	1	0	1	
			Female	0	0	0	0	0	0	0	0	0	0	
			Total	0	0	0	0	0	0	0	1	0	1	
67	102	ACCIDENTAL POISONING BY AND EXPOSURE TO NOXIOUS SUBSTANCES	Male	0	0	1	1	1	3	0	1	0	7	
			Female	0	0	0	0	0	0	0	0	0	0	

**TABLE D-19 DEATHS BY SELECTED CAUSE OF DEATH, AGE, SEX AND HABITS-(RURAL) - 2023**

SL. No.	CAUSE ID	Selected cause of death	Sex	Age Group									Total
				Below 15	15-24	25-34	35-44	45-54	55-64	65-69	70 & above	Age not Stated	
1	2	3	4	5	6	7	8	9	10	11	12	13	14
			Total	0	0	1	1	1	3	0	1	0	7
68	104	SUN STROKE	Male	0	0	0	0	5	2	0	4	0	11
			Female	0	0	0	0	0	0	0	1	0	1
			Total	0	0	0	0	5	2	0	5	0	12
69	105	COVID 19 VIRUS NOT IDENTIFIED	Male	0	0	0	0	0	1	0	0	0	1
			Female	0	0	0	0	0	0	0	0	0	0
			Total	0	0	0	0	0	1	0	0	0	1
		<b>Total</b>	<b>Male</b>	<b>0</b>	<b>16</b>	<b>162</b>	<b>418</b>	<b>368</b>	<b>352</b>	<b>162</b>	<b>343</b>	<b>1</b>	<b>1822</b>
			<b>Female</b>	<b>0</b>	<b>0</b>	<b>3</b>	<b>8</b>	<b>29</b>	<b>36</b>	<b>12</b>	<b>56</b>	<b>0</b>	<b>144</b>
			<b>Total</b>	<b>0</b>	<b>0</b>	<b>0</b>	<b>1</b>	<b>2</b>	<b>1</b>	<b>0</b>	<b>0</b>	<b>0</b>	<b>1966</b>

TABLE D-20 DEATHS BY SELECTED CAUSE OF DEATH, AGE, SEX AND HABITS-(URBAN) - 2023

SL. No.	CAUSE ID	Selected cause of death	Sex	Age Group									Total
				Below 15	15-24	25-34	35-44	45-54	55-64	65-69	70 & above	Age not Stated	
1	2	3	4	5	6	7	8	9	10	11	12	13	14
		<b>Chewing tobacco &amp; Arecnut</b>											
1	2	TYPHOID FEVER AND PARATYPHOID	Male	0	1	1	1	0	0	0	1	0	4
			Female	0	0	0	0	0	0	0	0	0	0
			Total	0	1	1	1	0	0	0	1	0	4
2	3	FOOD POISONING	Male	0	0	0	1	0	0	0	0	0	1
			Female	0	0	0	0	1	0	0	0	0	1
			Total	0	0	0	1	1	0	0	0	0	2
3	4	DIARRHOEA AND GASTROENTERITIS	Male	0	0	1	1	1	1	0	1	0	5
			Female	0	0	0	0	0	0	0	0	0	0
			Total	0	0	1	1	1	1	0	1	0	5
4	5	RESPIRATORY TUBERCULOSIS	Male	0	0	4	7	8	6	3	12	0	40
			Female	0	0	1	1	0	2	2	4	0	10
			Total	0	0	5	8	8	8	5	16	0	50
5	12	RABIES	Male	0	0	0	0	1	0	0	0	0	1
			Female	0	0	0	0	0	0	0	0	0	0
			Total	0	0	0	0	1	0	0	0	0	1
6	14	OTHER AND UNSPECIFIED NEOPLASM	Male	0	0	3	4	4	6	1	0	0	18
			Female	0	0	0	0	2	0	0	0	0	2
			Total	0	0	3	4	6	6	1	0	0	20
7	15	DIABETES MELLITUS	Male	0	0	0	6	9	7	2	3	0	27
			Female	0	0	0	2	2	2	0	2	0	8
			Total	0	0	0	8	11	9	2	5	0	35
8	16	OTHER ANAEMIAS(D50-D55,D57-D64	Male	0	0	0	2	2	1	0	1	0	6
			Female	0	0	0	1	1	1	0	0	0	3
			Total	0	0	0	3	3	2	0	1	0	9
9	17	OTHER VIRAL ENCEPHALITIS	Male	0	0	0	2	0	0	0	0	0	2
			Female	0	0	0	0	1	0	0	1	0	2
			Total	0	0	0	2	1	0	0	1	0	4
10	18	OTHER FORMS OF HEART DISEASES	Male	0	1	7	36	36	26	16	37	0	159
			Female	0	0	0	1	5	7	5	21	0	39
			Total	0	1	7	37	41	33	21	58	0	198
11	19	PNEUMONIA	Male	0	0	8	19	12	17	6	15	0	77
			Female	0	0	1	1	1	4	1	5	0	13
			Total	0	0	9	20	13	21	7	20	0	90
12	20	INFLUENZA	Male	0	0	0	0	0	1	0	0	0	1
			Female	0	0	0	0	0	0	0	0	0	0
			Total	0	0	0	0	0	1	0	0	0	1
13	21	ASTHMA	Male	0	0	0	5	4	3	4	9	0	25
			Female	0	0	0	0	0	2	1	4	0	7
			Total	0	0	0	5	4	5	5	13	0	32
14	22	OTHER VIRAL HEPATITIS (Jaundice)	Male	0	0	1	9	2	3	1	0	0	16
			Female	0	0	0	1	0	1	0	0	0	2
			Total	0	0	1	10	2	4	1	0	0	18
15	23	DISEASES OF THE LIVER	Male	0	1	19	80	51	18	9	5	0	183
			Female	0	0	0	1	1	3	3	2	0	10
			Total	0	1	19	81	52	21	12	7	0	193
16	24	GASTRIC AND DUODENAL ULCER	Male	0	0	0	1	0	0	0	0	0	1
			Female	0	0	0	0	1	0	0	0	0	1
			Total	0	0	0	1	1	0	0	0	0	2
17	25	DISEASES OF APPENDIX	Male	0	0	0	1	1	0	0	0	0	2
			Female	0	0	0	0	1	0	0	0	0	1
			Total	0	0	0	1	2	0	0	0	0	3
18	30	CEREBROVASCULAR DISEASES	Male	0	0	3	5	10	11	5	11	0	45
			Female	0	0	0	1	0	3	3	5	0	12
			Total	0	0	3	6	10	14	8	16	0	57
19	31	SENILITY	Male	0	0	0	0	0	7	13	19	0	39
			Female	0	0	0	0	0	0	5	23	2	30
			Total	0	0	0	0	0	7	18	42	2	69
20	32	Others not else where classified ed	Male	0	5	12	7	9	4	0	0	0	37
			Female	0	0	1	0	1	0	0	1	0	3
			Total	0	5	13	7	10	4	0	1	0	40
21	33	BITES OF SNAKES AND OTHER VENOMOUS ANIMALS	Male	0	0	0	1	0	0	1	0	0	2
			Female	0	0	0	0	0	0	0	0	0	0
			Total	0	0	0	1	0	0	1	0	0	2



TABLE D-20 DEATHS BY SELECTED CAUSE OF DEATH, AGE, SEX AND HABITS-(URBAN) - 2023

SL. No.	CAUSE ID	Selected cause of death	Sex	Age Group									Total
				Below 15	15-24	25-34	35-44	45-54	55-64	65-69	70 & above	Age not Stated	
1	2	3	4	5	6	7	8	9	10	11	12	13	14
22	35	ACCIDENTAL FALLS	Male	0	0	4	0	4	2	0	3	0	13
			Female	0	0	0	0	0	0	0	0	0	0
			Total	0	0	4	0	4	2	0	3	0	13
23	36	POISONINGS BY DRUGS AND BIOLOG	Male	0	1	3	6	6	6	1	7	0	30
			Female	0	0	0	0	0	1	1	1	0	3
			Total	0	1	3	6	6	7	2	8	0	33
24	37	MOTOR VEHICLE TRAFFIC ACCIDENT	Male	0	0	1	1	3	0	0	1	0	6
			Female	0	0	0	0	0	0	0	0	0	0
			Total	0	0	1	1	3	0	0	1	0	6
25	38	OTHER ROAD VEHICLE ACCIDENTS	Male	0	0	2	5	0	1	1	3	0	12
			Female	0	0	0	0	0	0	0	0	0	0
			Total	0	0	2	5	0	1	1	3	0	12
26	39	INTENTIONAL SELF-HARM(SUICIDE-ATTEMPTED)	Male	0	3	6	7	7	4	0	2	0	29
			Female	0	0	0	0	1	0	0	1	0	2
			Total	0	3	6	7	8	4	0	3	0	31
27	42	Viral Fever	Male	0	0	0	2	0	0	1	0	0	3
			Female	0	0	0	0	0	0	0	0	0	0
			Total	0	0	0	2	0	0	1	0	0	3
28	43	RENAL FAILURE and OTHER DISORDERS OF KIDNEY AND URETER	Male	0	0	12	24	13	9	4	8	0	70
			Female	0	0	0	1	1	2	1	2	0	7
			Total	0	0	12	25	14	11	5	10	0	77
29	44	SEPTICAEMIA	Male	0	0	2	14	10	9	3	10	0	48
			Female	0	0	0	1	0	2	1	10	0	14
			Total	0	0	2	15	10	11	4	20	0	62
30	47	TUBERCULOSIS OF OTHER ORGANS AND MILIARY TUBERCULOSIS	Male	0	0	2	5	5	2	0	0	0	14
			Female	0	0	0	0	1	2	0	0	0	3
			Total	0	0	2	5	6	4	0	0	0	17
31	49	HUMAN IMMUNODEFICIENCY VIRUS(HIV)DISEASE	Male	0	0	0	2	2	0	1	1	0	6
			Female	0	0	0	1	0	0	0	0	0	1
			Total	0	0	0	3	2	0	1	1	0	7
32	50	MALIGNANT NEOPLASMS OF LIP, ORAL CAVITY AND PHARYNX	Male	0	0	1	8	10	5	4	9	0	37
			Female	0	0	0	0	4	9	4	19	0	36
			Total	0	0	1	8	14	14	8	28	0	73
33	51	MALIGNANT NEOPLASM OF OESOPHAGUS	Male	0	0	0	0	3	1	2	1	0	7
			Female	0	0	0	0	0	0	1	0	0	1
			Total	0	0	0	0	3	1	3	1	0	8
34	52	MALIGNANT NEOPLASM OF STOMACH	Male	0	0	2	0	5	2	2	1	0	12
			Female	0	0	0	0	0	2	1	3	0	6
			Total	0	0	2	0	5	4	3	4	0	18
35	53	MALIGNANT NEOPLASMS OF LIVER AND INTRAHEPATIC BILE DUCTS	Male	0	0	2	7	4	3	0	1	0	17
			Female	0	0	0	1	1	0	1	0	0	3
			Total	0	0	2	8	5	3	1	1	0	20
36	54	MALIGNANT NEOPLASMS OF LARYNX, TRACHEA, BRONCHUS AND LUNG	Male	0	0	3	2	5	10	6	9	0	35
			Female	0	0	0	1	1	0	1	4	0	7
			Total	0	0	3	3	6	10	7	13	0	42
37	55	MALIGNANT NEOPLASM OF BREAST	Male	0	0	0	0	0	0	0	0	0	0
			Female	0	0	0	0	0	1	2	1	0	4
			Total	0	0	0	0	0	1	2	1	0	4
38	56	OTHER MALIGNANT NEOPLASM OF FEMALE GENITAL ORGANS	Male	0	0	0	0	0	0	0	0	0	0
			Female	0	0	0	0	1	2	0	1	0	4
			Total	0	0	0	0	1	2	0	1	0	4
39	57	MALIGNANT NEOPLASM OF PROSTATE	Male	0	0	0	0	0	0	1	0	0	1
			Female	0	0	0	0	0	0	0	0	0	0
			Total	0	0	0	0	0	0	1	0	0	1
40	58	MALIGNANT NEOPLASM OF BLADDER	Male	0	0	0	1	3	1	0	1	0	6
			Female	0	0	0	0	0	0	0	0	0	0
			Total	0	0	0	1	3	1	0	1	0	6
41	59	MALIGNANT NEOPLASMS OF MENINGES,BRAIN AND OTHER PARTS OF CENTRAL NERVOUS	Male	0	0	0	1	1	2	0	0	0	4
			Female	0	0	0	0	0	0	0	1	0	1
			Total	0	0	0	1	1	2	0	1	0	5
42	60	LEUKAEMIA	Male	0	0	0	2	2	0	0	1	0	5
			Female	0	0	0	0	0	0	0	0	0	0
			Total	0	0	0	2	2	0	0	1	0	5
43	61	OTHER PROTEIN-ENERGY	Male	0	0	1	3	0	0	1	0	0	5

TABLE D-20 DEATHS BY SELECTED CAUSE OF DEATH, AGE, SEX AND HABITS-(URBAN) - 2023

SL. No.	CAUSE ID	Selected cause of death	Sex	Age Group									Total	
				Below 15	15-24	25-34	35-44	45-54	55-64	65-69	70 & above	Age not Stated		
1	2	3	4	5	6	7	8	9	10	11	12	13	14	
		MALNUTRITION	Female	0	0	0	0	1	0	0	1	0	0	2
			Total	0	0	1	3	1	0	1	1	0	0	7
44	62	DISORDERS OF THYROID GLAND	Male	0	0	0	0	0	0	0	0	0	0	0
			Female	0	0	0	0	0	1	0	0	0	0	1
			Total	0	0	0	0	0	1	0	0	0	0	1
45	63	SCHIZOPHRENIA, SCHIZOTYPAL & DELUSIONA and MENTAL BEHAVIOURAL DISORDERS	Male	0	0	0	2	0	1	1	0	0	0	4
			Female	0	0	0	0	0	0	0	0	0	0	0
			Total	0	0	0	2	0	1	1	0	0	0	4
46	64	OTHER INFLAMMATORY DISEASES OF THE CENTRAL NERVOUS SYSTEM	Male	0	0	1	0	2	3	0	0	0	0	6
			Female	0	0	0	1	0	2	1	0	0	0	4
			Total	0	0	1	1	2	5	1	0	0	0	10
47	65	EPILEPSY	Male	0	0	1	1	2	2	0	1	0	0	7
			Female	0	0	0	0	0	0	0	1	0	1	
			Total	0	0	1	1	2	2	0	2	0	0	8
48	66	HYPERTENSIVE HEART DISEASES	Male	0	5	14	45	42	33	12	35	0	0	186
			Female	0	0	0	1	2	2	3	6	0	0	14
			Total	0	5	14	46	44	35	15	41	0	0	200
49	67	ACUTE MYOCARDIAL INFARCTION	Male	0	1	22	66	56	55	23	55	0	0	278
			Female	0	0	1	3	17	15	12	31	0	0	79
			Total	0	1	23	69	73	70	35	86	0	0	357
50	68	ARTERIAL EMBOLISM AND THROMBOSISPHLEBITIS,THROMBOPHLEBITIS,VENOUS EMBOLISM AND THROMBOSIS	Male	0	0	1	1	2	0	0	1	0	0	5
			Female	0	0	0	0	0	0	0	1	0	0	1
			Total	0	0	1	1	2	0	0	2	0	0	6
51	69	BRONCHITIS ,BRONCHIOLITIS and UNSPECIFIED EMPHYSEMA	Male	0	0	1	1	4	6	1	2	0	0	15
			Female	0	0	0	0	2	1	1	2	0	0	6
			Total	0	0	1	1	6	7	2	4	0	0	21
52	71	PARALYTIC ILEUS AND INTESTINAL OBSTRUCTION WITHOUT HERNIA	Male	0	0	0	0	5	7	2	7	0	0	21
			Female	0	0	0	0	0	0	2	4	0	0	6
			Total	0	0	0	0	5	7	4	11	0	0	27
53	72	PERITONITIS	Male	0	0	0	0	0	0	0	0	0	0	0
			Female	0	0	0	0	0	1	1	3	0	0	5
			Total	0	0	0	0	0	1	1	3	0	0	5
54	73	CHOLELITHIASIS AND CHOLECYSTITIS	Male	0	0	0	5	3	0	1	1	0	0	10
			Female	0	0	0	0	0	0	0	0	0	0	0
			Total	0	0	0	5	3	0	1	1	0	0	10
55	74	DISORDERS OF THE PANCREAS	Male	0	0	2	0	0	1	0	1	0	0	4
			Female	0	0	0	0	0	1	0	0	0	0	1
			Total	0	0	2	0	0	2	0	1	0	0	5
56	82	FEVER OF UNKNOWN ORIGIN	Male	0	0	3	1	0	1	2	4	0	0	11
			Female	0	0	0	0	0	0	0	0	0	0	0
			Total	0	0	3	1	0	1	2	4	0	0	11
57	83	SHOCK, NOT ELSEWHERE CLASSIFIED	Male	1	0	9	20	16	12	5	8	0	0	71
			Female	0	0	0	1	5	6	1	5	0	0	18
			Total	1	0	9	21	21	18	6	13	0	0	89
58	88	FRACTURES INVOLVING MULTIPLE BODY REGIONS, AND OF UNSPECIFIED BODY REGION	Male	0	0	0	1	3	1	0	0	0	0	5
			Female	0	0	0	0	0	0	0	0	0	0	0
			Total	0	0	0	1	3	1	0	0	0	0	5
59	89	INTRACRANIAL AND INTERNAL INJU	Male	0	0	0	3	0	1	0	0	0	0	4
			Female	0	0	0	0	0	0	0	0	0	0	0
			Total	0	0	0	3	0	1	0	0	0	0	4
60	90	CRUSHING INJURIES AND TRAUMATIC AMPUTATIONS OF SPECIFIED AND MULTIPLE BODY REGIONS	Male	0	0	1	0	1	0	0	0	0	0	2
			Female	0	0	0	0	0	0	0	0	0	0	0
			Total	0	0	1	0	1	0	0	0	0	0	2
61	91	OTHER INJURIES OF SPECIFIED, UNSPECIFIED AND MULTIPLE BODY REGIONS	Male	0	0	1	1	1	0	1	1	0	0	5
			Female	0	0	0	0	0	0	0	0	0	0	0
			Total	0	0	1	1	1	0	1	1	0	0	5
62	92	EFFECTS OF FOREIGN BODY ENTERING THROUGH NATURAL ORIFICE	Male	0	0	0	2	0	0	0	0	0	0	2
			Female	0	0	0	0	0	0	0	0	0	0	0
			Total	0	0	0	2	0	0	0	0	0	0	2
63	93	RAILWAY ACCIDENTS	Male	0	1	0	1	3	0	0	0	0	0	5
			Female	0	0	0	0	0	0	0	0	0	0	0
			Total	0	1	0	1	3	0	0	0	0	0	5
64	96	ALL OTHER TRANSPORT ACCIDENTS	Male	0	0	3	1	0	2	1	1	0	0	8
			Female	0	0	0	0	1	0	0	0	0	0	1

TABLE D-20 DEATHS BY SELECTED CAUSE OF DEATH, AGE, SEX AND HABITS-(URBAN) - 2023

SL. No.	CAUSE ID	Selected cause of death	Sex	Age Group									Total	
				Below 15	15-24	25-34	35-44	45-54	55-64	65-69	70 & above	Age not Stated		
1	2	3	4	5	6	7	8	9	10	11	12	13	14	
			Total	0	0	3	1	1	2	1	1	0	9	
65	97	ACCIDENTAL DROWING AND SUBMERS	Male	0	1	0	1	0	0	0	0	0	0	2
			Female	0	0	0	0	0	0	0	0	0	0	0
			Total	0	1	0	1	0	0	0	0	0	0	0
66	98	EXPOSURE TO SMOKE, FIRE AND FLAMES	Male	0	0	0	0	0	1	0	0	0	0	1
			Female	0	0	0	0	0	0	0	0	0	0	0
			Total	0	0	0	0	0	1	0	0	0	0	0
67	100	ACCIDENTS CAUSED BY MACHINERY,AND BY CUTTING PIERCING INSTRUMENTS	Male	0	0	0	0	0	0	0	0	1	0	1
			Female	0	0	0	0	0	0	0	0	0	0	0
			Total	0	0	0	0	0	0	0	0	0	1	0
68	102	ACCIDENTAL POISONING BY AND EXPOSURE TO NOXIOUS SUBSTANCES	Male	0	0	2	2	0	1	0	0	0	0	5
			Female	0	0	0	0	0	0	0	0	0	0	0
			Total	0	0	2	2	0	1	0	0	0	0	0
69	104	SUN STROKE	Male	0	0	0	2	2	1	0	0	0	0	5
			Female	0	0	0	0	0	0	0	0	0	0	0
			Total	0	0	0	2	2	1	0	0	0	0	0
		<b>Total</b>	<b>Male</b>	<b>1</b>	<b>20</b>	<b>161</b>	<b>434</b>	<b>375</b>	<b>296</b>	<b>137</b>	<b>290</b>	<b>0</b>	<b>1714</b>	
			<b>Female</b>	<b>0</b>	<b>0</b>	<b>4</b>	<b>20</b>	<b>55</b>	<b>75</b>	<b>54</b>	<b>165</b>	<b>2</b>	<b>375</b>	
			<b>Total</b>	<b>0</b>	<b>1</b>	<b>7</b>	<b>37</b>	<b>41</b>	<b>33</b>	<b>21</b>	<b>58</b>	<b>0</b>	<b>2089</b>	
		<b>Chewing tobacco &amp; Drinking Alcohol</b>												
1	2	TYPHOID FEVER AND PARATYPHOID	Male	0	2	1	2	0	0	0	0	0	0	5
			Female	0	0	0	0	0	0	0	0	0	0	0
			Total	0	2	1	2	0	0	0	0	0	0	0
2	3	FOOD POISONING	Male	0	0	0	2	0	0	0	0	0	0	2
			Female	0	0	0	0	1	0	0	0	0	0	1
			Total	0	0	0	2	1	0	0	0	0	0	0
3	4	DIARRHOEA AND GASTROENTERITIS	Male	0	0	1	2	1	3	0	0	0	0	7
			Female	0	0	0	0	0	0	0	0	0	0	0
			Total	0	0	1	2	1	3	0	0	0	0	0
4	5	RESPIRATORY TUBERCULOSIS	Male	0	0	7	9	8	6	3	8	0	0	41
			Female	0	0	1	1	0	0	0	0	0	0	2
			Total	0	0	8	10	8	6	3	8	0	0	0
5	12	RABIES	Male	0	0	0	0	1	0	0	0	0	0	1
			Female	0	0	0	0	0	0	0	0	0	0	0
			Total	0	0	0	0	1	0	0	0	0	0	0
6	14	OTHER AND UNSPECIFIED NEOPLASM	Male	0	0	3	5	7	2	0	2	0	0	19
			Female	0	0	0	0	0	0	0	0	0	0	0
			Total	0	0	3	5	7	2	0	2	0	0	0
7	15	DIABETES MELLITUS	Male	0	0	0	10	15	8	1	1	0	0	35
			Female	0	0	0	0	0	2	0	0	0	0	2
			Total	0	0	0	10	15	10	1	1	0	0	0
8	16	OTHER ANAEMIAS(D50-D55,D57-D64	Male	0	0	1	5	6	1	0	2	0	0	15
			Female	0	0	0	1	2	0	0	0	0	0	3
			Total	0	0	1	6	8	1	0	2	0	0	0
9	17	OTHER VIRAL ENCEPHALITIS	Male	0	0	3	3	0	1	0	0	0	0	7
			Female	0	0	0	0	1	0	0	0	0	0	1
			Total	0	0	3	3	1	1	0	0	0	0	0
10	18	OTHER FORMS OF HEART DISEASES	Male	0	2	13	52	52	38	20	29	0	0	206
			Female	0	0	0	3	5	2	0	5	0	0	15
			Total	0	2	13	55	57	40	20	34	0	0	0
11	19	PNEUMONIA	Male	0	0	11	21	17	18	7	17	0	0	91
			Female	0	0	1	1	0	2	0	4	0	0	8
			Total	0	0	12	22	17	20	7	21	0	0	0
12	20	INFLUENZA	Male	0	0	0	0	0	1	0	0	0	0	1
			Female	0	0	0	0	0	0	0	0	0	0	0
			Total	0	0	0	0	0	1	0	0	0	0	0
13	21	ASTHMA	Male	0	0	0	8	10	10	4	7	0	0	39
			Female	0	0	0	0	0	1	0	1	0	0	2
			Total	0	0	0	8	10	11	4	8	0	0	0
14	22	OTHER VIRAL HEPATITIS (Jaundice)	Male	0	0	5	14	7	4	1	0	0	0	31
			Female	0	0	0	1	0	0	0	0	0	0	1
			Total	0	0	5	15	7	4	1	0	0	0	0
15	23	DISEASES OF THE LIVER	Male	0	1	45	117	70	29	12	9	0	0	283
			Female	0	0	0	4	1	2	1	1	0	0	9

TABLE D-20 DEATHS BY SELECTED CAUSE OF DEATH, AGE, SEX AND HABITS-(URBAN) - 2023

SL. No.	CAUSE ID	Selected cause of death	Sex	Age Group									Total
				Below 15	15-24	25-34	35-44	45-54	55-64	65-69	70 & above	Age not Stated	
1	2	3	4	5	6	7	8	9	10	11	12	13	14
			Total	0	1	45	121	71	31	13	10	0	292
16	24	GASTRIC AND DUODENAL ULCER	Male	0	0	0	1	1	0	0	1	0	3
			Female	0	0	0	0	1	0	0	0	0	1
			Total	0	0	0	1	2	0	0	1	0	4
17	25	DISEASES OF APPENDIX	Male	0	0	1	2	1	1	0	0	0	5
			Female	0	0	0	0	0	0	0	0	0	0
			Total	0	0	1	2	1	1	0	0	0	5
18	30	CEREBROVASCULAR DISEASES	Male	0	0	4	7	13	14	5	9	0	52
			Female	0	0	0	1	0	1	1	0	0	3
			Total	0	0	4	8	13	15	6	9	0	55
19	31	SENILITY	Male	0	0	0	0	0	13	18	21	0	52
			Female	0	0	0	0	0	3	1	6	1	11
			Total	0	0	0	0	0	16	19	27	1	63
20	32	Others not else where classified	Male	0	5	19	15	16	4	1	0	0	60
			Female	0	0	0	0	0	0	0	0	0	0
			Total	0	5	19	15	16	4	1	0	0	60
21	33	BITES OF SNAKES AND OTHER VENOMOUS ANIMALS	Male	0	0	0	0	0	0	1	0	0	1
			Female	0	0	0	0	0	0	0	0	0	0
			Total	0	0	0	0	0	0	1	0	0	1
22	34	BURNS AND CORROSIONS	Male	0	0	2	0	1	1	0	0	0	4
			Female	0	0	0	0	0	0	0	0	0	0
			Total	0	0	2	0	1	1	0	0	0	4
23	35	ACCIDENTAL FALLS	Male	0	0	10	6	9	1	0	3	0	29
			Female	0	0	0	0	0	0	1	0	0	1
			Total	0	0	10	6	9	1	1	3	0	30
24	36	POISONINGS BY DRUGS AND BIOLOG	Male	0	2	8	10	7	9	2	7	0	45
			Female	0	0	0	0	1	0	1	1	0	3
			Total	0	2	8	10	8	9	3	8	0	48
25	37	MOTOR VEHICLE TRAFFIC ACCIDENT	Male	0	1	2	0	4	1	0	0	0	8
			Female	0	0	0	0	0	0	0	0	0	0
			Total	0	1	2	0	4	1	0	0	0	8
26	38	OTHER ROAD VEHICLE ACCIDENTS	Male	0	0	2	4	2	1	1	2	0	12
			Female	0	0	0	0	0	0	0	0	0	0
			Total	0	0	2	4	2	1	1	2	0	12
27	39	INTENTIONAL SELF-HARM(SUICIDE-ATTEMPTED)	Male	0	2	8	21	7	5	0	3	0	46
			Female	0	0	0	0	0	1	0	1	0	2
			Total	0	2	8	21	7	6	0	4	0	48
28	40	ASSAULT(HOMICIDE)	Male	0	0	0	0	0	0	0	1	0	1
			Female	0	0	0	0	0	0	0	0	0	0
			Total	0	0	0	0	0	0	0	1	0	1
29	42	Viral Fever	Male	0	0	0	2	0	0	1	0	0	3
			Female	0	0	0	0	0	0	0	0	0	0
			Total	0	0	0	2	0	0	1	0	0	3
30	43	RENAL FAILURE and OTHER DISORDERS OF KIDNEY AND URETER	Male	0	1	15	39	24	16	8	8	0	111
			Female	0	0	0	0	1	2	0	1	0	4
			Total	0	1	15	39	25	18	8	9	0	115
31	44	SEPTICAEMIA	Male	0	1	5	18	19	14	8	10	0	75
			Female	0	0	0	1	1	3	1	1	0	7
			Total	0	1	5	19	20	17	9	11	0	82
32	47	TUBERCULOSIS OF OTHER ORGANS AND MILIARY TUBERCULOSIS	Male	0	0	5	8	8	2	1	2	0	26
			Female	0	0	0	0	0	0	0	0	0	0
			Total	0	0	5	8	8	2	1	2	0	26
33	49	HUMAN IMMUNODEFICIENCY VIRUS(HIV)DISEASE	Male	0	0	0	2	3	0	2	1	0	8
			Female	0	0	0	1	0	0	0	0	0	1
			Total	0	0	0	3	3	0	2	1	0	9
34	50	MALIGNANT NEOPLASMS OF LIP, ORAL CAVITY AND PHARYNX	Male	0	0	3	14	13	11	4	9	0	54
			Female	0	0	0	1	0	3	0	3	0	7
			Total	0	0	3	15	13	14	4	12	0	61
35	51	MALIGNANT NEOPLASM OF OESOPHAGUS	Male	0	0	0	0	3	3	2	0	0	8
			Female	0	0	0	0	0	0	0	1	0	1
			Total	0	0	0	0	3	3	2	1	0	9
36	52	MALIGNANT NEOPLASM OF STOMACH	Male	0	0	2	1	4	2	1	1	0	11
			Female	0	0	0	0	0	0	0	1	0	1
			Total	0	0	2	1	4	2	1	2	0	12

TABLE D-20 DEATHS BY SELECTED CAUSE OF DEATH, AGE, SEX AND HABITS-(URBAN) - 2023

SL. No.	CAUSE ID	Selected cause of death	Sex	Age Group									Total
				Below 15	15-24	25-34	35-44	45-54	55-64	65-69	70 & above	Age not Stated	
1	2	3	4	5	6	7	8	9	10	11	12	13	14
37	53	MALIGNANT NEOPLASMS OF LIVER AND INTRAHEPATIC BILE DUCTS	Male	0	0	4	7	7	5	0	1	0	24
			Female	0	0	0	1	1	0	0	0	0	2
			Total	0	0	4	8	8	5	0	1	0	26
38	54	MALIGNANT NEOPLASMS OF LARYNX, TRACHEA, BRONCHUS AND LUNG	Male	0	0	2	4	6	14	5	9	0	40
			Female	0	0	0	0	0	0	0	4	0	4
			Total	0	0	2	4	6	14	5	13	0	44
39	56	OTHER MALIGNANT NEOPLASM OF FEMALE GENITAL ORGANS	Male	0	0	0	0	0	0	0	0	0	0
			Female	0	0	0	0	0	1	0	0	0	1
			Total	0	0	0	0	0	1	0	0	0	1
40	57	MALIGNANT NEOPLASM OF PROSTATE	Male	0	0	0	0	0	1	0	0	0	1
			Female	0	0	0	0	0	0	0	0	0	0
			Total	0	0	0	0	0	1	0	0	0	1
41	58	MALIGNANT NEOPLASM OF BLADDER	Male	0	0	0	1	4	2	0	1	0	8
			Female	0	0	0	0	0	0	0	0	0	0
			Total	0	0	0	1	4	2	0	1	0	8
42	59	MALIGNANT NEOPLASMS OF MENINGES,BRAIN AND OTHER PARTS OF CENTRAL NERVOUS	Male	0	0	0	2	1	1	0	0	0	4
			Female	0	0	0	0	0	0	0	0	0	0
			Total	0	0	0	2	1	1	0	0	0	4
43	60	LEUKAEMIA	Male	0	0	0	2	1	0	0	0	0	3
			Female	0	0	0	0	0	0	0	0	0	0
			Total	0	0	0	2	1	0	0	0	0	3
44	61	OTHER PROTEIN-ENERGY MALNUTRITION	Male	0	0	2	4	0	0	1	0	0	7
			Female	0	0	0	0	1	0	0	1	0	2
			Total	0	0	2	4	1	0	1	1	0	9
45	63	SCHIZOPHRENIA, SCHIZOTYPAL & DELUSIONA and MENTAL BEHAVIOURAL DISORDERS	Male	0	0	0	2	0	0	1	0	0	3
			Female	0	0	0	0	0	0	0	0	0	0
			Total	0	0	0	2	0	0	1	0	0	3
46	64	OTHER INFLAMMATORY DISEASES OF THE CENTRAL NERVOUS SYSTEM	Male	0	0	0	2	3	4	0	1	0	10
			Female	0	0	0	0	0	0	0	0	0	0
			Total	0	0	0	2	3	4	0	1	0	10
47	65	EPILEPSY	Male	0	0	2	1	4	0	0	1	0	8
			Female	0	0	0	0	0	0	0	0	0	0
			Total	0	0	2	1	4	0	0	1	0	8
48	66	HYPERTENSIVE HEART DISEASES	Male	0	5	20	69	58	42	17	32	0	243
			Female	0	0	0	1	0	1	1	4	0	7
			Total	0	5	20	70	58	43	18	36	0	250
49	67	ACUTE MYOCARDIAL INFARCTION	Male	0	3	40	102	103	90	26	62	0	426
			Female	0	0	1	4	9	8	5	10	0	37
			Total	0	3	41	106	112	98	31	72	0	463
50	68	ARTERIAL EMBOLISM AND THROMBOSISPHEBITIS,THROMBOP HLEBITIS,VENOUS EMBOLISM AND THROMBOSIS	Male	0	0	1	2	2	2	0	2	0	9
			Female	0	0	0	0	0	0	0	0	0	0
			Total	0	0	1	2	2	2	0	2	0	9
51	69	BRONCHITIS ,BRONCHIOLITIS and UNSPECIFIED EMPHYSEMA	Male	0	0	5	4	11	9	1	9	0	39
			Female	0	0	0	0	0	0	1	2	0	3
			Total	0	0	5	4	11	9	2	11	0	42
52	71	PARALYTIC ILEUS AND INTESTINAL OBSTRUCTION WITHOUT HERNIA	Male	0	0	1	1	6	6	4	6	0	24
			Female	0	0	0	0	0	0	0	0	0	0
			Total	0	0	1	1	6	6	4	6	0	24
53	72	PERITONITIS	Male	0	0	1	0	1	0	0	0	0	2
			Female	0	0	0	0	0	0	0	0	0	0
			Total	0	0	1	0	1	0	0	0	0	2
54	73	CHOLELITHIASIS AND CHOLECYSTITT	Male	0	0	0	10	6	0	1	1	0	18
			Female	0	0	0	0	0	0	0	0	0	0
			Total	0	0	0	10	6	0	1	1	0	18
55	74	DISORDERS OF THE PANCREAS	Male	0	0	3	0	0	5	0	1	0	9
			Female	0	0	0	0	0	0	0	0	0	0
			Total	0	0	3	0	0	5	0	1	0	9
56	75	RHEUMATOID ARTHRITIS AND OTHER	Male	0	0	1	0	0	0	0	0	0	1
			Female	0	0	0	0	0	0	0	0	0	0
			Total	0	0	1	0	0	0	0	0	0	1
57	82	FEVER OF UNKNOWN ORIGIN	Male	0	0	5	1	1	2	2	2	0	13
			Female	0	0	0	0	0	0	0	0	0	0
			Total	0	0	5	1	1	2	2	2	0	13

**TABLE D-20 DEATHS BY SELECTED CAUSE OF DEATH, AGE, SEX AND HABITS-(URBAN) - 2023**

SL. No.	CAUSE ID	Selected cause of death	Sex	Age Group									Total	
				Below 15	15-24	25-34	35-44	45-54	55-64	65-69	70 & above	Age not Stated		
1	2	3	4	5	6	7	8	9	10	11	12	13	14	
58	83	SHOCK, NOT ELSEWHERE CLASSIFIED	Male	0	0	15	33	19	15	6	10	0	0	98
			Female	0	0	0	0	3	4	0	2	0	0	9
			Total	0	0	15	33	22	19	6	12	0	0	107
59	85	FRACTURE OF NECK, THORAX OR PEL	Male	0	0	0	0	1	0	0	0	0	0	1
			Female	0	0	0	0	0	0	0	0	0	0	0
			Total	0	0	0	0	1	0	0	0	0	0	1
60	88	FRACTURES INVOLVING MULTIPLE BODY REGIONS, AND OF UNSPECIFIED BODY REGION	Male	0	0	1	3	3	2	0	0	0	0	9
			Female	0	0	0	0	0	0	0	0	0	0	0
			Total	0	0	1	3	3	2	0	0	0	0	9
61	89	INTRACRANIAL AND INTERNAL INJURY	Male	0	0	1	2	1	0	0	0	0	0	4
			Female	0	0	0	0	0	0	0	0	0	0	0
			Total	0	0	1	2	1	0	0	0	0	0	4
62	90	CRUSHING INJURIES AND TRAUMATIC AMPUTATIONS OF SPECIFIED AND MULTIPLE BODY REGIONS	Male	0	0	1	0	1	0	0	0	0	0	2
			Female	0	0	0	0	0	0	0	0	0	0	0
			Total	0	0	1	0	1	0	0	0	0	0	2
63	91	OTHER INJURIES OF SPECIFIED, UNSPECIFIED AND MULTIPLE BODY REGIONS	Male	0	0	1	3	1	0	2	1	0	0	8
			Female	0	0	0	0	0	0	0	0	0	0	0
			Total	0	0	1	3	1	0	2	1	0	0	8
64	92	EFFECTS OF FOREIGN BODY ENTERING THROUGH NATURAL ORIFICE	Male	0	0	0	1	0	0	0	0	0	0	1
			Female	0	0	0	0	0	0	0	0	0	0	0
			Total	0	0	0	1	0	0	0	0	0	0	1
65	93	RAILWAY ACCIDENTS	Male	0	1	0	1	3	1	0	1	0	0	7
			Female	0	0	0	0	0	0	0	0	0	0	0
			Total	0	1	0	1	3	1	0	1	0	0	7
66	94	WATER TRANSPORT ACCIDENTS	Male	0	0	0	1	0	0	0	0	0	0	1
			Female	0	0	0	0	0	0	0	0	0	0	0
			Total	0	0	0	1	0	0	0	0	0	0	1
67	96	ALL OTHER TRANSPORT ACCIDENTS	Male	0	0	2	2	2	1	1	1	0	0	9
			Female	0	0	0	0	0	0	0	0	0	0	0
			Total	0	0	2	2	2	1	1	1	0	0	9
68	97	ACCIDENTAL DROWING AND SUBMERSIONS	Male	0	1	1	2	2	0	0	0	0	0	6
			Female	0	0	0	0	0	0	0	0	0	0	0
			Total	0	1	1	2	2	0	0	0	0	0	6
69	98	EXPOSURE TO SMOKE, FIRE AND FLAMES	Male	0	0	0	0	0	1	0	0	0	0	1
			Female	0	0	0	0	0	0	0	0	0	0	0
			Total	0	0	0	0	0	1	0	0	0	0	1
70	100	ACCIDENTS CAUSED BY MACHINERY, AND BY CUTTING PIERCING INSTRUMENTS	Male	0	0	0	0	0	0	0	1	0	0	1
			Female	0	0	0	0	0	0	0	0	0	0	0
			Total	0	0	0	0	0	0	0	1	0	0	1
71	102	ACCIDENTAL POISONING BY AND EXPOSURE TO NOXIOUS SUBSTANCES	Male	0	0	3	4	2	1	2	0	0	0	12
			Female	0	0	0	0	0	0	1	0	0	0	1
			Total	0	0	3	4	2	1	3	0	0	0	13
72	104	SUN STROKE	Male	0	0	0	2	2	3	1	0	0	0	8
			Female	0	0	0	0	0	0	0	0	0	0	0
			Total	0	0	0	2	2	3	1	0	0	0	8
73	106	DENGUE FEVER	Male	0	0	0	0	0	0	1	0	0	0	1
			Female	0	0	0	0	0	0	0	0	0	0	0
			Total	0	0	0	0	0	0	1	0	0	0	1
		<b>Total</b>	<b>Male</b>	<b>0</b>	<b>27</b>	<b>288</b>	<b>668</b>	<b>580</b>	<b>426</b>	<b>174</b>	<b>295</b>	<b>0</b>	<b>2458</b>	
			<b>Female</b>	<b>0</b>	<b>0</b>	<b>3</b>	<b>21</b>	<b>28</b>	<b>36</b>	<b>14</b>	<b>49</b>	<b>1</b>	<b>152</b>	
			<b>Total</b>	<b>0</b>	<b>2</b>	<b>1</b>	<b>2</b>	<b>0</b>	<b>0</b>	<b>0</b>	<b>0</b>	<b>0</b>	<b>0</b>	<b>2610</b>
1	2	TYPHOID FEVER AND PARATYPHOID	Male	0	1	1	1	0	2	0	0	0	0	5
			Female	0	0	0	0	0	0	0	0	0	0	0
			Total	0	1	1	1	0	2	0	0	0	0	5
2	3	FOOD POISONING	Male	0	0	0	1	0	0	0	0	0	0	1
			Female	0	0	0	0	1	0	0	0	0	0	1
			Total	0	0	0	1	1	0	0	0	0	0	2
3	4	DIARRHOEA AND GASTROENTERITIS	Male	0	0	1	2	2	1	0	0	0	0	6
			Female	0	0	0	0	0	0	0	0	0	0	0
			Total	0	0	1	2	2	1	0	0	0	0	6
4	5	RESPIRATORY TUBERCULOSIS	Male	0	0	6	11	15	6	2	8	0	0	48
			Female	0	0	1	1	0	0	0	0	0	0	2
			Total	0	0	7	12	15	6	2	8	0	0	50

TABLE D-20 DEATHS BY SELECTED CAUSE OF DEATH, AGE, SEX AND HABITS-(URBAN) - 2023

SL. No.	CAUSE ID	Selected cause of death	Sex	Age Group									Total	
				Below 15	15-24	25-34	35-44	45-54	55-64	65-69	70 & above	Age not Stated		
1	2	3	4	5	6	7	8	9	10	11	12	13	14	
5	12	RABIES	Male	0	0	0	0	1	0	0	0	0	0	1
			Female	0	0	0	0	0	0	0	0	0	0	0
			Total	0	0	0	0	1	0	0	0	0	0	0
6	14	OTHER AND UNSPECIFIED NEOPLASM	Male	0	0	4	8	3	7	1	2	0	0	25
			Female	0	0	0	0	0	0	0	1	0	0	1
			Total	0	0	4	8	3	7	1	3	0	0	26
7	15	DIABETES MELLITUS	Male	0	0	0	6	15	5	3	4	0	0	33
			Female	0	0	0	0	0	1	0	0	0	0	1
			Total	0	0	0	6	15	6	3	4	0	0	34
8	16	OTHER ANAEMIAS(D50-D55,D57-D64	Male	0	0	2	5	2	2	0	1	0	0	12
			Female	0	0	0	1	2	0	0	0	0	0	3
			Total	0	0	2	6	4	2	0	1	0	0	15
9	17	OTHER VIRAL ENCEPHALITIS	Male	0	0	0	4	0	0	0	1	0	0	5
			Female	0	0	0	0	1	0	0	0	0	0	1
			Total	0	0	0	4	1	0	0	1	0	0	6
10	18	OTHER FORMS OF HEART DISEASES	Male	0	1	14	53	50	33	24	34	0	0	209
			Female	0	0	0	1	4	2	1	4	0	0	12
			Total	0	1	14	54	54	35	25	38	0	0	221
11	19	PNEUMONIA	Male	0	0	10	21	18	20	3	13	0	0	85
			Female	0	0	1	0	0	2	0	4	0	0	7
			Total	0	0	11	21	18	22	3	17	0	0	92
12	20	INFLUENZA	Male	0	0	0	0	0	2	0	0	0	0	2
			Female	0	0	0	0	0	0	0	0	0	0	0
			Total	0	0	0	0	0	2	0	0	0	0	2
13	21	ASTHMA	Male	0	0	0	4	7	5	3	6	0	0	25
			Female	0	0	0	1	0	0	0	1	0	0	2
			Total	0	0	0	5	7	5	3	7	0	0	27
14	22	OTHER VIRAL HEPATITIS (Jaundice)	Male	0	0	6	14	6	3	1	0	0	0	30
			Female	0	0	0	1	0	0	0	0	0	0	1
			Total	0	0	6	15	6	3	1	0	0	0	31
15	23	DISEASES OF THE LIVER	Male	0	1	40	125	82	26	11	6	0	0	291
			Female	0	0	0	1	4	2	2	2	0	0	11
			Total	0	1	40	126	86	28	13	8	0	0	302
16	24	GASTRIC AND DUODENAL ULCER	Male	0	0	1	1	0	0	0	0	0	0	2
			Female	0	0	0	0	1	0	0	0	0	0	1
			Total	0	0	1	1	1	0	0	0	0	0	3
17	25	DISEASES OF APPENDIX	Male	0	0	0	2	1	0	0	0	0	0	3
			Female	0	0	0	0	0	0	0	0	0	0	0
			Total	0	0	0	2	1	0	0	0	0	0	3
18	30	CEREBROVASCULAR DISEASES	Male	0	0	3	11	12	14	4	7	0	0	51
			Female	0	0	0	1	0	2	0	0	0	0	3
			Total	0	0	3	12	12	16	4	7	0	0	54
19	31	SENILITY	Male	0	0	0	0	0	8	17	30	0	0	55
			Female	0	0	0	0	0	0	1	4	1	0	6
			Total	0	0	0	0	0	8	18	34	1	0	61
20	32	Others not else where classified	Male	0	6	15	12	13	5	1	1	0	0	53
			Female	0	0	0	0	0	0	0	0	0	0	0
			Total	0	6	15	12	13	5	1	1	0	0	53
21	33	BITES OF SNAKES AND OTHER VENOMOUS ANIMALS	Male	0	1	1	0	0	0	1	2	0	0	5
			Female	0	0	0	0	0	0	0	0	0	0	0
			Total	0	1	1	0	0	0	1	2	0	0	5
22	35	ACCIDENTAL FALLS	Male	0	0	4	1	7	2	0	4	0	0	18
			Female	0	0	0	0	0	0	0	0	0	0	0
			Total	0	0	4	1	7	2	0	4	0	0	18
23	36	POISONINGS BY DRUGS AND BIOLOG	Male	0	1	7	10	10	7	1	8	0	0	44
			Female	0	0	0	0	0	1	1	2	0	0	4
			Total	0	1	7	10	10	8	2	10	0	0	48
24	37	MOTOR VEHICLE TRAFFIC ACCIDENT	Male	0	1	2	2	4	0	0	0	0	0	9
			Female	0	0	0	0	0	0	0	0	0	0	0
			Total	0	1	2	2	4	0	0	0	0	0	9
25	38	OTHER ROAD VEHICLE ACCIDENTS	Male	0	0	2	7	2	1	1	2	0	0	15
			Female	0	0	0	0	0	1	0	0	0	0	1
			Total	0	0	2	7	2	2	1	2	0	0	16
26	39	INTENTIONAL SELF-HARM(SUICIDE-	Male	0	4	8	11	7	4	0	3	0	0	37

TABLE D-20 DEATHS BY SELECTED CAUSE OF DEATH, AGE, SEX AND HABITS-(URBAN) - 2023

SL. No.	CAUSE ID	Selected cause of death	Sex	Age Group									Total
				Below 15	15-24	25-34	35-44	45-54	55-64	65-69	70 & above	Age not Stated	
1	2	3	4	5	6	7	8	9	10	11	12	13	14
		ATTEMPTED)	Female	0	0	0	0	0	0	0	1	0	1
			Total	0	4	8	11	7	4	0	4	0	38
27	40	ASSAULT(HOMICIDE)	Male	0	0	0	0	1	0	0	0	0	1
			Female	0	0	0	0	0	0	0	0	0	0
			Total	0	0	0	0	1	0	0	0	0	1
28	42	Viral Fever	Male	0	0	0	2	1	0	1	0	0	4
			Female	0	0	0	0	0	0	0	0	0	0
			Total	0	0	0	2	1	0	1	0	0	4
29	43	RENAL FAILURE and OTHER DISORDERS OF KIDNEY AND URETER	Male	0	0	14	35	21	12	8	6	0	96
			Female	0	0	0	0	1	3	0	1	0	5
			Total	0	0	14	35	22	15	8	7	0	101
30	44	SEPTICAEMIA	Male	0	0	3	20	15	8	4	10	0	60
			Female	0	0	0	1	1	1	1	1	0	5
			Total	0	0	3	21	16	9	5	11	0	65
31	47	TUBERCULOSIS OF OTHER ORGANS AND MILIARY TUBERCULOSIS	Male	0	0	4	6	7	3	0	2	0	22
			Female	0	0	0	0	1	0	0	0	0	1
			Total	0	0	4	6	8	3	0	2	0	23
32	49	HUMAN IMMUNODEFICIENCY VIRUS[HIV]DISEASE	Male	0	0	0	4	3	0	1	1	0	9
			Female	0	0	0	1	0	0	0	0	0	1
			Total	0	0	0	5	3	0	1	1	0	10
33	50	MALIGNANT NEOPLASMS OF LIP, ORAL CAVITY AND PHARYNX	Male	0	0	1	4	7	4	2	5	0	23
			Female	0	0	0	0	0	2	0	2	0	4
			Total	0	0	1	4	7	6	2	7	0	27
34	51	MALIGNANT NEOPLASM OF OESOPHAGUS	Male	0	0	0	0	3	0	3	0	0	6
			Female	0	0	0	0	0	0	0	0	0	0
			Total	0	0	0	0	3	0	3	0	0	6
35	52	MALIGNANT NEOPLASM OF STOMACH	Male	0	0	2	1	4	3	1	2	0	13
			Female	0	0	0	0	0	0	0	1	0	1
			Total	0	0	2	1	4	3	1	3	0	14
36	53	MALIGNANT NEOPLASMS OF LIVER AND INTRAHEPATIC BILE DUCTS	Male	0	0	3	9	9	1	0	2	0	24
			Female	0	0	0	1	1	1	0	0	0	3
			Total	0	0	3	10	10	2	0	2	0	27
37	54	MALIGNANT NEOPLASMS OF LARYNX, TRACHEA, BRONCHUS AND LUNG	Male	0	0	7	3	7	10	4	7	0	38
			Female	0	0	0	0	0	0	0	2	0	2
			Total	0	0	7	3	7	10	4	9	0	40
38	55	MALIGNANT NEOPLASM OF BREAST	Male	0	0	0	0	0	0	0	0	0	0
			Female	0	0	0	0	0	1	0	0	0	1
			Total	0	0	0	0	0	1	0	0	0	1
39	56	OTHER MALIGNANT NEOPLASM OF FEMALE GENITAL ORGANS	Male	0	0	0	0	0	0	0	0	0	0
			Female	0	0	0	0	0	1	0	0	0	1
			Total	0	0	0	0	0	1	0	0	0	1
40	58	MALIGNANT NEOPLASM OF BLADDER	Male	0	0	0	3	3	1	0	0	0	7
			Female	0	0	0	0	0	0	0	0	0	0
			Total	0	0	0	3	3	1	0	0	0	7
41	59	MALIGNANT NEOPLASMS OF MENINGES,BRAIN AND OTHER PARTS OF CENTRAL NERVOUS	Male	0	0	0	1	3	2	0	0	0	6
			Female	0	0	0	0	0	0	0	0	0	0
			Total	0	0	0	1	3	2	0	0	0	6
42	60	LEUKAEMIA	Male	0	0	0	2	1	0	0	0	0	3
			Female	0	0	0	0	0	0	0	0	0	0
			Total	0	0	0	2	1	0	0	0	0	3
43	61	OTHER PROTEIN-ENERGY MALNUTRITION	Male	0	0	2	6	4	3	2	0	0	17
			Female	0	0	0	0	1	0	0	1	0	2
			Total	0	0	2	6	5	3	2	1	0	19
44	62	DISORDERS OF THYROID GLAND	Male	0	0	0	0	0	0	1	0	0	1
			Female	0	0	0	0	0	0	0	0	0	0
			Total	0	0	0	0	0	0	1	0	0	1
45	63	SCHIZOPHRENIA, SCHIZOTYPAL & DELUSIONA and MENTAL BEHAVIOURAL DISORDERS	Male	0	0	0	2	0	1	1	0	0	4
			Female	0	0	0	0	0	0	0	0	0	0
			Total	0	0	0	2	0	1	1	0	0	4
46	64	OTHER INFLAMMATORY DISEASES OF THE CENTRAL NERVOUS SYSTEM	Male	0	1	0	2	2	3	0	0	0	8
			Female	0	0	0	0	0	0	0	0	0	0
			Total	0	1	0	2	2	3	0	0	0	8
47	65	EPILEPSY	Male	0	0	2	1	5	1	0	1	0	10
			Female	0	0	0	0	0	0	0	0	0	0



TABLE D-20 DEATHS BY SELECTED CAUSE OF DEATH, AGE, SEX AND HABITS-(URBAN) - 2023

SL. No.	CAUSE ID	Selected cause of death	Sex	Age Group									Total
				Below 15	15-24	25-34	35-44	45-54	55-64	65-69	70 & above	Age not Stated	
1	2	3	4	5	6	7	8	9	10	11	12	13	14
			Total	0	0	2	1	5	1	0	1	0	10
48	66	HYPERTENSIVE HEART DISEASES	Male	0	6	28	66	63	46	16	24	0	249
			Female	0	0	0	1	0	1	1	4	0	7
			Total	0	6	28	67	63	47	17	28	0	256
49	67	ACUTE MYOCARDIAL INFARCTION	Male	0	1	30	83	73	61	22	55	1	326
			Female	0	0	1	2	8	6	4	7	0	28
			Total	0	1	31	85	81	67	26	62	1	354
50	68	ARTERIAL EMBOLISM AND THROMBOSIS,PHLEBITIS,THROMBOPHLEBITIS,VENOUS EMBOLISM AND THROMBOSIS	Male	0	0	1	1	2	0	0	1	0	5
			Female	0	0	0	0	0	0	0	0	0	0
			Total	0	0	1	1	2	0	0	1	0	5
51	69	BRONCHITIS ,BRONCHIOLITIS and UNSPECIFIED EMPHYSEMA	Male	0	0	2	5	5	8	1	2	0	23
			Female	0	0	0	0	0	0	0	0	0	0
			Total	0	0	2	5	5	8	1	2	0	23
52	70	PLEURISY	Male	0	0	0	0	0	1	0	0	0	1
			Female	0	0	0	0	0	0	0	0	0	0
			Total	0	0	0	0	0	1	0	0	0	1
53	71	PARALYTIC ILEUS AND INTESTINAL OBSTRUCTION WITHOUT HERNIA	Male	0	0	1	1	9	9	4	5	0	29
			Female	0	0	0	0	0	0	0	1	0	1
			Total	0	0	1	1	9	9	4	6	0	30
54	73	CHOLELITHIASIS AND CHOLECYSTITIS	Male	0	0	0	7	6	1	1	1	0	16
			Female	0	0	0	0	0	0	0	0	0	0
			Total	0	0	0	7	6	1	1	1	0	16
55	74	DISORDERS OF THE PANCREAS	Male	0	0	2	3	1	1	0	1	0	8
			Female	0	0	0	0	0	0	0	0	0	0
			Total	0	0	2	3	1	1	0	1	0	8
56	82	FEVER OF UNKNOWN ORIGIN	Male	0	0	3	3	1	1	2	2	0	12
			Female	0	0	0	0	0	0	0	1	0	1
			Total	0	0	3	3	1	1	2	3	0	13
57	83	SHOCK, NOT ELSEWHERE CLASSIFIED	Male	0	0	12	27	24	18	7	9	0	97
			Female	0	0	0	1	3	2	1	1	0	8
			Total	0	0	12	28	27	20	8	10	0	105
58	84	FRACTURE OF SKULL AND FACIAL BONES	Male	0	0	0	1	0	0	0	0	0	1
			Female	0	0	0	0	0	0	0	0	0	0
			Total	0	0	0	1	0	0	0	0	0	1
59	88	FRACTURES INVOLVING MULTIPLE BODY REGIONS, AND OF UNSPECIFIED BODY REGION	Male	0	0	0	1	3	2	0	0	0	6
			Female	0	0	0	0	0	0	0	0	0	0
			Total	0	0	0	1	3	2	0	0	0	6
60	89	INTRACRANIAL AND INTERNAL INJURIES	Male	0	0	1	2	0	1	0	0	0	4
			Female	0	0	0	0	0	0	0	0	0	0
			Total	0	0	1	2	0	1	0	0	0	4
61	90	CRUSHING INJURIES AND TRAUMATIC AMPUTATIONS OF SPECIFIED AND MULTIPLE BODY REGIONS	Male	0	0	1	1	1	0	0	0	0	3
			Female	0	0	0	0	0	0	0	0	0	0
			Total	0	0	1	1	1	0	0	0	0	3
62	91	OTHER INJURIES OF SPECIFIED, UNSPECIFIED AND MULTIPLE BODY REGIONS	Male	0	0	1	1	1	0	1	2	0	6
			Female	0	0	0	0	0	0	0	0	0	0
			Total	0	0	1	1	1	0	1	2	0	6
63	92	EFFECTS OF FOREIGN BODY ENTERING THROUGH NATURAL ORIFICE	Male	0	0	0	1	0	0	0	1	0	2
			Female	0	0	0	0	0	0	0	0	0	0
			Total	0	0	0	1	0	0	0	1	0	2
64	93	RAILWAY ACCIDENTS	Male	0	1	0	1	2	0	0	0	0	4
			Female	0	0	0	0	0	0	0	0	0	0
			Total	0	1	0	1	2	0	0	0	0	4
65	96	ALL OTHER TRANSPORT ACCIDENTS	Male	0	0	2	0	0	2	1	0	0	5
			Female	0	0	0	0	0	0	0	0	0	0
			Total	0	0	2	0	0	2	1	0	0	5
66	97	ACCIDENTAL DROWING AND SUBMERSIONS	Male	0	1	2	1	0	2	0	0	0	6
			Female	0	0	0	0	0	0	0	0	0	0
			Total	0	1	2	1	0	2	0	0	0	6
67	98	EXPOSURE TO SMOKE, FIRE AND FLAMES	Male	0	0	0	0	0	1	0	0	0	1
			Female	0	0	0	0	0	0	0	0	0	0
			Total	0	0	0	0	0	1	0	0	0	1
68	100	ACCIDENTS CAUSED BY MACHINERY, AND BY CUTTING PIERCING INSTRUMENTS	Male	0	0	0	0	0	0	0	1	0	1
			Female	0	0	0	0	0	0	0	0	0	0
			Total	0	0	0	0	0	0	0	1	0	1

TABLE D-20 DEATHS BY SELECTED CAUSE OF DEATH, AGE, SEX AND HABITS-(URBAN) - 2023

SL. No.	CAUSE ID	Selected cause of death	Sex	Age Group									Total
				Below 15	15-24	25-34	35-44	45-54	55-64	65-69	70 & above	Age not Stated	
1	2	3	4	5	6	7	8	9	10	11	12	13	14
69	102	ACCIDENTAL POISONING BY AND EXPOSURE TO NOXIOUS SUBSTANCES	Male	0	0	3	3	1	3	0	0	0	10
			Female	0	0	0	0	0	0	0	0	0	0
			Total	0	0	3	3	1	3	0	0	0	10
70	104	SUN STROKE	Male	0	0	0	3	3	2	0	1	0	9
			Female	0	0	0	0	0	0	0	0	0	0
			Total	0	0	0	3	3	2	0	1	0	9
		<b>Total</b>	<b>Male</b>	<b>0</b>	<b>26</b>	<b>254</b>	<b>624</b>	<b>548</b>	<b>364</b>	<b>156</b>	<b>273</b>	<b>1</b>	<b>2246</b>
			<b>Female</b>	<b>0</b>	<b>0</b>	<b>3</b>	<b>14</b>	<b>29</b>	<b>29</b>	<b>12</b>	<b>41</b>	<b>1</b>	<b>129</b>
			<b>Total</b>	<b>0</b>	<b>1</b>	<b>1</b>	<b>1</b>	<b>0</b>	<b>2</b>	<b>0</b>	<b>0</b>	<b>0</b>	<b>2375</b>
		<b>Smoking,Chewing Tobacco &amp; Arecanut</b>											
1	2	TYPHOID FEVER AND PARATYPHOID	Male	0	1	1	1	0	0	0	1	0	4
			Female	0	0	0	0	0	0	0	0	0	0
			Total	0	1	1	1	0	0	0	1	0	4
2	3	FOOD POISONING	Male	0	0	0	0	0	0	0	0	0	0
			Female	0	0	0	0	1	0	0	0	0	1
			Total	0	0	0	0	1	0	0	0	0	1
3	4	DIARRHOEA AND GASTROENTERITIS	Male	0	0	1	1	1	1	0	0	0	4
			Female	0	0	0	0	0	0	0	0	0	0
			Total	0	0	1	1	1	1	0	0	0	4
4	5	RESPIRATORY TUBERCULOSIS	Male	0	0	3	5	4	6	2	11	0	31
			Female	0	0	0	0	0	0	0	0	0	0
			Total	0	0	3	5	4	6	2	11	0	31
5	12	RABIES	Male	0	0	0	0	1	0	0	0	0	1
			Female	0	0	0	0	0	0	0	0	0	0
			Total	0	0	0	0	1	0	0	0	0	1
6	14	OTHER AND UNSPECIFIED NEOPLASM	Male	0	0	3	2	2	1	0	0	0	8
			Female	0	0	0	0	0	0	0	0	0	0
			Total	0	0	3	2	2	1	0	0	0	8
7	15	DIABETES MELLITUS	Male	0	0	0	6	4	5	1	1	0	17
			Female	0	0	0	0	0	0	0	0	0	0
			Total	0	0	0	6	4	5	1	1	0	17
8	16	OTHER ANAEMIAS(D50-D55,D57-D64	Male	0	0	0	2	1	1	0	1	0	5
			Female	0	0	0	0	0	0	0	0	0	0
			Total	0	0	0	2	1	1	0	1	0	5
9	17	OTHER VIRAL ENCEPHALITIS	Male	0	0	0	2	0	0	0	0	0	2
			Female	0	0	0	0	0	0	0	0	0	0
			Total	0	0	0	2	0	0	0	0	0	2
10	18	OTHER FORMS OF HEART DISEASES	Male	0	1	6	29	28	17	12	20	0	113
			Female	0	0	0	0	1	1	0	3	0	5
			Total	0	1	6	29	29	18	12	23	0	118
11	19	PNEUMONIA	Male	0	0	7	12	9	13	4	8	0	53
			Female	0	0	1	0	0	0	0	1	0	2
			Total	0	0	8	12	9	13	4	9	0	55
12	20	INFLUENZA	Male	0	0	0	0	0	1	0	0	0	1
			Female	0	0	0	0	0	0	0	0	0	0
			Total	0	0	0	0	0	1	0	0	0	1
13	21	ASTHMA	Male	0	0	0	2	3	1	2	4	0	12
			Female	0	0	0	0	0	0	0	1	0	1
			Total	0	0	0	2	3	1	2	5	0	13
14	22	OTHER VIRAL HEPATITIS (Jaundice)	Male	0	0	0	6	2	3	0	0	0	11
			Female	0	0	0	0	0	0	0	0	0	0
			Total	0	0	0	6	2	3	0	0	0	11
15	23	DISEASES OF THE LIVER	Male	0	0	13	56	38	13	6	4	0	130
			Female	0	0	0	0	1	0	0	1	0	2
			Total	0	0	13	56	39	13	6	5	0	132
16	24	GASTRIC AND DUODENAL ULCER	Male	0	0	0	1	0	0	0	0	0	1
			Female	0	0	0	0	0	0	0	0	0	0
			Total	0	0	0	1	0	0	0	0	0	1
17	25	DISEASES OF APPENDIX	Male	0	0	0	1	0	0	0	0	0	1
			Female	0	0	0	0	0	0	0	0	0	0
			Total	0	0	0	1	0	0	0	0	0	1
18	30	CEREBROVASCULAR DISEASES	Male	0	0	2	4	6	6	2	6	0	26
			Female	0	0	0	1	0	0	0	0	0	1
			Total	0	0	2	5	6	6	2	6	0	27

TABLE D-20 DEATHS BY SELECTED CAUSE OF DEATH, AGE, SEX AND HABITS-(URBAN) - 2023

SL. No.	CAUSE ID	Selected cause of death	Sex	Age Group									Total
				Below 15	15-24	25-34	35-44	45-54	55-64	65-69	70 & above	Age not Stated	
1	2	3	4	5	6	7	8	9	10	11	12	13	14
19	31	SENILITY	Male	0	0	0	0	0	5	7	12	0	24
			Female	0	0	0	0	0	0	1	0	0	1
			Total	0	0	0	0	0	5	8	12	0	25
20	32	Others not else where classified	Male	0	4	10	6	8	4	0	0	0	32
			Female	0	0	0	0	0	0	0	0	0	0
			Total	0	4	10	6	8	4	0	0	0	32
21	33	BITES OF SNAKES AND OTHER VENOMOUS ANIMALS	Male	0	0	0	0	0	0	1	0	0	1
			Female	0	0	0	0	0	0	0	0	0	0
			Total	0	0	0	0	0	0	1	0	0	1
22	35	ACCIDENTAL FALLS	Male	0	0	2	0	3	2	0	2	0	9
			Female	0	0	0	0	0	0	0	0	0	0
			Total	0	0	2	0	3	2	0	2	0	9
23	36	POISONINGS BY DRUGS AND BIOLOG	Male	0	1	3	5	5	5	1	6	0	26
			Female	0	0	0	0	0	0	0	0	0	0
			Total	0	1	3	5	5	5	1	6	0	26
24	37	MOTOR VEHICLE TRAFFIC ACCIDENT	Male	0	0	0	0	0	0	0	1	0	1
			Female	0	0	0	0	0	0	0	0	0	0
			Total	0	0	0	0	0	0	0	1	0	1
25	38	OTHER ROAD VEHICLE ACCIDENTS	Male	0	0	1	4	0	0	1	2	0	8
			Female	0	0	0	0	0	0	0	0	0	0
			Total	0	0	1	4	0	0	1	2	0	8
26	39	INTENTIONAL SELF-HARM(SUICIDE-ATTEMPTED)	Male	0	2	5	4	6	3	0	2	0	22
			Female	0	0	0	0	0	0	0	1	0	1
			Total	0	2	5	4	6	3	0	3	0	23
27	42	Viral Fever	Male	0	0	0	2	0	0	0	0	0	2
			Female	0	0	0	0	0	0	0	0	0	0
			Total	0	0	0	2	0	0	0	0	0	2
28	43	RENAL FAILURE and OTHER DISORDERS OF KIDNEY AND URETER	Male	0	0	7	20	10	5	3	5	0	50
			Female	0	0	0	0	1	0	0	0	0	1
			Total	0	0	7	20	11	5	3	5	0	51
29	44	SEPTICAEMIA	Male	0	0	1	7	6	3	2	7	0	26
			Female	0	0	0	0	0	0	0	0	0	0
			Total	0	0	1	7	6	3	2	7	0	26
30	47	TUBERCULOSIS OF OTHER ORGANS AND MILIARY TUBERCULOSIS	Male	0	0	1	4	5	1	0	0	0	11
			Female	0	0	0	0	0	0	0	0	0	0
			Total	0	0	1	4	5	1	0	0	0	11
31	49	HUMAN IMMUNODEFICIENCY VIRUS[HIV]DISEASE	Male	0	0	0	1	1	0	0	1	0	3
			Female	0	0	0	0	0	0	0	0	0	0
			Total	0	0	0	1	1	0	0	1	0	3
32	50	MALIGNANT NEOPLASMS OF LIP, ORAL CAVITY AND PHARYNX	Male	0	0	1	2	3	3	2	3	0	14
			Female	0	0	0	0	0	0	0	0	0	0
			Total	0	0	1	2	3	3	2	3	0	14
33	51	MALIGNANT NEOPLASM OF OESOPHAGUS	Male	0	0	0	0	2	1	1	0	0	4
			Female	0	0	0	0	0	0	0	0	0	0
			Total	0	0	0	0	2	1	1	0	0	4
34	52	MALIGNANT NEOPLASM OF STOMACH	Male	0	0	2	0	3	1	1	0	0	7
			Female	0	0	0	0	0	0	0	0	0	0
			Total	0	0	2	0	3	1	1	0	0	7
35	53	MALIGNANT NEOPLASMS OF LIVER AND INTRAHEPATIC BILE DUCTS	Male	0	0	2	5	4	2	0	0	0	13
			Female	0	0	0	1	0	0	0	0	0	1
			Total	0	0	2	6	4	2	0	0	0	14
36	54	MALIGNANT NEOPLASMS OF LARYNX, TRACHEA, BRONCHUS AND LUNG	Male	0	0	0	1	5	9	2	6	0	23
			Female	0	0	0	0	0	0	0	0	0	0
			Total	0	0	0	1	5	9	2	6	0	23
37	58	MALIGNANT NEOPLASM OF BLADDER	Male	0	0	0	1	3	1	0	0	0	5
			Female	0	0	0	0	0	0	0	0	0	0
			Total	0	0	0	1	3	1	0	0	0	5
38	59	MALIGNANT NEOPLASMS OF MENINGES,BRAIN AND OTHER PARTS OF CENTRAL NERVOUS	Male	0	0	0	0	1	2	0	0	0	3
			Female	0	0	0	0	0	0	0	0	0	0
			Total	0	0	0	0	1	2	0	0	0	3
39	60	LEUKAEMIA	Male	0	0	0	1	0	0	0	0	0	1
			Female	0	0	0	0	0	0	0	0	0	0
			Total	0	0	0	1	0	0	0	0	0	1

TABLE D-20 DEATHS BY SELECTED CAUSE OF DEATH, AGE, SEX AND HABITS-(URBAN) - 2023

SL. No.	CAUSE ID	Selected cause of death	Sex	Age Group									Total	
				Below 15	15-24	25-34	35-44	45-54	55-64	65-69	70 & above	Age not Stated		
1	2	3	4	5	6	7	8	9	10	11	12	13	14	
40	61	OTHER PROTEIN-ENERGY MALNUTRITION	Male	0	0	1	3	0	0	1	0	0	0	5
			Female	0	0	0	0	0	0	0	0	1	0	1
			Total	0	0	1	3	0	0	1	1	0	0	6
41	63	SCHIZOPHRENIA, SCHIZOTYPAL & DELUSIONA and MENTAL BEHAVIOURAL DISORDERS	Male	0	0	0	2	0	0	1	0	0	0	3
			Female	0	0	0	0	0	0	0	0	0	0	0
			Total	0	0	0	2	0	0	1	0	0	0	3
42	64	OTHER INFLAMMATORY DISEASES OF THE CENTRAL NERVOUS SYSTEM	Male	0	0	1	0	2	2	0	0	0	0	5
			Female	0	0	0	0	0	0	0	0	0	0	0
			Total	0	0	1	0	2	2	0	0	0	0	5
43	65	EPILEPSY	Male	0	0	1	1	2	1	0	1	0	0	6
			Female	0	0	0	0	0	0	0	0	0	0	0
			Total	0	0	1	1	2	1	0	1	0	0	6
44	66	HYPERTENSIVE HEART DISEASES	Male	0	5	5	32	32	26	9	23	0	132	
			Female	0	0	0	1	0	0	0	0	0	0	1
			Total	0	5	5	33	32	26	9	23	0	133	
45	67	ACUTE MYOCARDIAL INFARCTION	Male	0	1	16	45	38	43	15	39	0	197	
			Female	0	0	0	1	2	0	0	3	0	6	
			Total	0	1	16	46	40	43	15	42	0	203	
46	68	ARTERIAL EMBOLISM AND THROMBOSIS,PHLEBITIS,THROMBOPHLEBITIS,VENOUS EMBOLISM AND THROMBOSIS	Male	0	0	0	1	2	0	0	1	0	4	
			Female	0	0	0	0	0	0	0	0	0	0	
			Total	0	0	0	1	2	0	0	1	0	4	
47	69	BRONCHITIS ,BRONCHIOLITIS and UNSPECIFIED EMPHYSEMA	Male	0	0	1	0	4	3	1	1	0	10	
			Female	0	0	0	0	0	0	0	0	0	0	
			Total	0	0	1	0	4	3	1	1	0	10	
48	71	PARALYTIC ILEUS AND INTESTINAL OBSTRUCTION WITHOUT HERNIA	Male	0	0	0	0	4	3	1	5	0	13	
			Female	0	0	0	0	0	0	0	0	0	0	
			Total	0	0	0	0	4	3	1	5	0	13	
49	73	CHOLELITHIASIS AND CHOLECYSTITIS	Male	0	0	0	3	3	0	1	1	0	8	
			Female	0	0	0	0	0	0	0	0	0	0	
			Total	0	0	0	3	3	0	1	1	0	8	
50	74	DISORDERS OF THE PANCREAS	Male	0	0	1	0	0	1	0	1	0	3	
			Female	0	0	0	0	0	0	0	0	0	0	
			Total	0	0	1	0	0	1	0	1	0	3	
51	82	FEVER OF UNKNOWN ORIGIN	Male	0	0	1	1	0	1	2	1	0	6	
			Female	0	0	0	0	0	0	0	0	0	0	
			Total	0	0	1	1	0	1	2	1	0	6	
52	83	SHOCK, NOT ELSEWHERE CLASSIFIED	Male	0	0	7	17	12	10	2	6	0	54	
			Female	0	0	0	0	1	1	0	1	0	3	
			Total	0	0	7	17	13	11	2	7	0	57	
53	88	FRACTURES INVOLVING MULTIPLE BODY REGIONS, AND OF UNSPECIFIED BODY REGION	Male	0	0	0	1	1	1	0	0	0	3	
			Female	0	0	0	0	0	0	0	0	0	0	
			Total	0	0	0	1	1	1	0	0	0	3	
54	89	INTRACRANIAL AND INTERNAL INJURY	Male	0	0	0	1	0	0	0	0	0	1	
			Female	0	0	0	0	0	0	0	0	0	0	
			Total	0	0	0	1	0	0	0	0	0	1	
55	90	CRUSHING INJURIES AND TRAUMATIC AMPUTATIONS OF SPECIFIED AND MULTIPLE BODY REGIONS	Male	0	0	1	0	1	0	0	0	0	2	
			Female	0	0	0	0	0	0	0	0	0	0	
			Total	0	0	1	0	1	0	0	0	0	2	
56	91	OTHER INJURIES OF SPECIFIED, UNSPECIFIED AND MULTIPLE BODY REGIONS	Male	0	0	1	1	0	0	1	1	0	4	
			Female	0	0	0	0	0	0	0	0	0	0	
			Total	0	0	1	1	0	0	1	1	0	4	
57	93	RAILWAY ACCIDENTS	Male	0	1	0	1	3	0	0	0	0	5	
			Female	0	0	0	0	0	0	0	0	0	0	
			Total	0	1	0	1	3	0	0	0	0	5	
58	96	ALL OTHER TRANSPORT ACCIDENTS	Male	0	0	2	0	0	1	1	0	0	4	
			Female	0	0	0	0	0	0	0	0	0	0	
			Total	0	0	2	0	0	1	1	0	0	4	
59	97	ACCIDENTAL DROWING AND SUBMERSIONS	Male	0	0	0	1	0	0	0	0	0	1	
			Female	0	0	0	0	0	0	0	0	0	0	
			Total	0	0	0	1	0	0	0	0	0	1	
60	98	EXPOSURE TO SMOKE, FIRE AND FLAMES	Male	0	0	0	0	0	1	0	0	0	1	
			Female	0	0	0	0	0	0	0	0	0	0	
			Total	0	0	0	0	0	1	0	0	0	1	
61	102	ACCIDENTAL POISONING BY AND	Male	0	0	2	1	0	0	0	0	0	3	

TABLE D-20 DEATHS BY SELECTED CAUSE OF DEATH, AGE, SEX AND HABITS-(URBAN) - 2023

SL. No.	CAUSE ID	Selected cause of death	Sex	Age Group									Total	
				Below 15	15-24	25-34	35-44	45-54	55-64	65-69	70 & above	Age not Stated		
1	2	3	4	5	6	7	8	9	10	11	12	13	14	
		EXPOSURE TO NOXIOUS SUBSTANCES	Female	0	0	0	0	0	0	0	0	0	0	0
			Total	0	0	2	1	0	0	0	0	0	0	3
62	104	SUN STROKE	Male	0	0	0	2	2	0	0	0	0	0	4
			Female	0	0	0	0	0	0	0	0	0	0	0
			Total	0	0	0	2	2	0	0	0	0	0	4
		<b>Total</b>	<b>Male</b>	<b>0</b>	<b>16</b>	<b>111</b>	<b>306</b>	<b>270</b>	<b>208</b>	<b>85</b>	<b>183</b>	<b>0</b>	<b>0</b>	<b>1179</b>
			<b>Female</b>	<b>0</b>	<b>0</b>	<b>1</b>	<b>4</b>	<b>7</b>	<b>2</b>	<b>1</b>	<b>12</b>	<b>0</b>	<b>0</b>	<b>27</b>
			<b>Total</b>	<b>0</b>	<b>1</b>	<b>1</b>	<b>1</b>	<b>0</b>	<b>0</b>	<b>0</b>	<b>1</b>	<b>0</b>	<b>0</b>	<b>1206</b>
		<b>Chewing Tobacco,Arecnut &amp; Drinking Alcohol</b>												
1	2	TYPHOID FEVER AND PARATYPHOID	Male	0	1	1	1	0	0	0	0	0	0	3
			Female	0	0	0	0	0	0	0	0	0	0	0
			Total	0	1	1	1	0	0	0	0	0	0	3
2	3	FOOD POISONING	Male	0	0	0	1	0	0	0	0	0	0	1
			Female	0	0	0	0	1	0	0	0	0	0	1
			Total	0	0	0	1	1	0	0	0	0	0	2
3	4	DIARRHOEA AND GASTROENTERITIS	Male	0	0	1	1	1	1	0	0	0	0	4
			Female	0	0	0	0	0	0	0	0	0	0	0
			Total	0	0	1	1	1	1	0	0	0	0	4
4	5	RESPIRATORY TUBERCULOSIS	Male	0	0	4	7	8	6	2	7	0	0	34
			Female	0	0	1	1	0	0	0	0	0	0	2
			Total	0	0	5	8	8	6	2	7	0	0	36
5	12	RABIES	Male	0	0	0	0	1	0	0	0	0	0	1
			Female	0	0	0	0	0	0	0	0	0	0	0
			Total	0	0	0	0	1	0	0	0	0	0	1
6	14	OTHER AND UNSPECIFIED NEOPLASM	Male	0	0	3	4	3	2	0	0	0	0	12
			Female	0	0	0	0	0	0	0	0	0	0	0
			Total	0	0	3	4	3	2	0	0	0	0	12
7	15	DIABETES MELLITUS	Male	0	0	0	5	8	4	1	1	0	0	19
			Female	0	0	0	0	0	1	0	0	0	0	1
			Total	0	0	0	5	8	5	1	1	0	0	20
8	16	OTHER ANAEMIAS(D50-D55,D57-D64	Male	0	0	0	2	2	1	0	1	0	0	6
			Female	0	0	0	1	1	0	0	0	0	0	2
			Total	0	0	0	3	3	1	0	1	0	0	8
9	17	OTHER VIRAL ENCEPHALITIS	Male	0	0	0	2	0	0	0	0	0	0	2
			Female	0	0	0	0	1	0	0	0	0	0	1
			Total	0	0	0	2	1	0	0	0	0	0	3
10	18	OTHER FORMS OF HEART DISEASES	Male	0	1	7	33	33	19	15	22	0	0	130
			Female	0	0	0	1	3	1	0	3	0	0	8
			Total	0	1	7	34	36	20	15	25	0	0	138
11	19	PNEUMONIA	Male	0	0	8	18	11	14	3	9	0	0	63
			Female	0	0	1	0	0	2	0	4	0	0	7
			Total	0	0	9	18	11	16	3	13	0	0	70
12	20	INFLUENZA	Male	0	0	0	0	0	1	0	0	0	0	1
			Female	0	0	0	0	0	0	0	0	0	0	0
			Total	0	0	0	0	0	1	0	0	0	0	1
13	21	ASTHMA	Male	0	0	0	2	3	3	3	3	0	0	14
			Female	0	0	0	0	0	0	0	1	0	0	1
			Total	0	0	0	2	3	3	3	4	0	0	15
14	22	OTHER VIRAL HEPATITIS (Jaundice)	Male	0	0	1	8	2	3	1	0	0	0	15
			Female	0	0	0	1	0	0	0	0	0	0	1
			Total	0	0	1	9	2	3	1	0	0	0	16
15	23	DISEASES OF THE LIVER	Male	0	1	19	80	50	13	8	5	0	0	176
			Female	0	0	0	1	1	0	1	1	0	0	4
			Total	0	1	19	81	51	13	9	6	0	0	180
16	24	GASTRIC AND DUODENAL ULCER	Male	0	0	0	1	0	0	0	0	0	0	1
			Female	0	0	0	0	1	0	0	0	0	0	1
			Total	0	0	0	1	1	0	0	0	0	0	2
17	25	DISEASES OF APPENDIX	Male	0	0	0	1	1	0	0	0	0	0	2
			Female	0	0	0	0	0	0	0	0	0	0	0
			Total	0	0	0	1	1	0	0	0	0	0	2
18	30	CEREBROVASCULAR DISEASES	Male	0	0	3	5	9	9	3	5	0	0	34
			Female	0	0	0	1	0	1	0	0	0	0	2
			Total	0	0	3	6	9	10	3	5	0	0	36
19	31	SENILITY	Male	0	0	0	0	0	4	12	14	0	0	30

TABLE D-20 DEATHS BY SELECTED CAUSE OF DEATH, AGE, SEX AND HABITS-(URBAN) - 2023

SL. No.	CAUSE ID	Selected cause of death	Sex	Age Group									Total
				Below 15	15-24	25-34	35-44	45-54	55-64	65-69	70 & above	Age not Stated	
1	2	3	4	5	6	7	8	9	10	11	12	13	14
			Female	0	0	0	0	0	0	1	2	1	4
			Total	0	0	0	0	0	4	13	16	1	34
20	32	Others not else where classified	Male	0	5	11	7	9	4	0	0	0	36
			Female	0	0	0	0	0	0	0	0	0	0
			Total	0	5	11	7	9	4	0	0	0	36
21	33	BITES OF SNAKES AND OTHER VENOMOUS ANIMALS	Male	0	0	0	0	0	0	1	0	0	1
			Female	0	0	0	0	0	0	0	0	0	0
			Total	0	0	0	0	0	0	1	0	0	1
22	35	ACCIDENTAL FALLS	Male	0	0	3	0	4	1	0	3	0	11
			Female	0	0	0	0	0	0	0	0	0	0
			Total	0	0	3	0	4	1	0	3	0	11
23	36	POISONINGS BY DRUGS AND BIOLOG	Male	0	1	3	6	5	6	1	6	0	28
			Female	0	0	0	0	0	0	1	1	0	2
			Total	0	1	3	6	5	6	2	7	0	30
24	37	MOTOR VEHICLE TRAFFIC ACCIDENT	Male	0	0	1	0	3	0	0	0	0	4
			Female	0	0	0	0	0	0	0	0	0	0
			Total	0	0	1	0	3	0	0	0	0	4
25	38	OTHER ROAD VEHICLE ACCIDENTS	Male	0	0	2	3	0	0	1	2	0	8
			Female	0	0	0	0	0	0	0	0	0	0
			Total	0	0	2	3	0	0	1	2	0	8
26	39	INTENTIONAL SELF-HARM(SUICIDE-ATTEMPTED)	Male	0	2	5	7	6	3	0	2	0	25
			Female	0	0	0	0	0	0	0	1	0	1
			Total	0	2	5	7	6	3	0	3	0	26
27	42	Viral Fever	Male	0	0	0	2	0	0	1	0	0	3
			Female	0	0	0	0	0	0	0	0	0	0
			Total	0	0	0	2	0	0	1	0	0	3
28	43	RENAL FAILURE and OTHER DISORDERS OF KIDNEY AND URETER	Male	0	0	10	24	13	6	4	3	0	60
			Female	0	0	0	0	1	2	0	1	0	4
			Total	0	0	10	24	14	8	4	4	0	64
29	44	SEPTICAEMIA	Male	0	0	2	13	10	6	3	8	0	42
			Female	0	0	0	1	0	1	1	1	0	4
			Total	0	0	2	14	10	7	4	9	0	46
30	47	TUBERCULOSIS OF OTHER ORGANS AND MILIARY TUBERCULOSIS	Male	0	0	2	4	4	2	0	0	0	12
			Female	0	0	0	0	0	0	0	0	0	0
			Total	0	0	2	4	4	2	0	0	0	12
31	49	HUMAN IMMUNODEFICIENCY VIRUS(HIV)DISEASE	Male	0	0	0	2	1	0	1	1	0	5
			Female	0	0	0	0	0	0	0	0	0	0
			Total	0	0	0	2	1	0	1	1	0	5
32	50	MALIGNANT NEOPLASMS OF LIP, ORAL CAVITY AND PHARYNX	Male	0	0	1	4	6	4	2	4	0	21
			Female	0	0	0	0	0	2	0	2	0	4
			Total	0	0	1	4	6	6	2	6	0	25
33	51	MALIGNANT NEOPLASM OF OESOPHAGUS	Male	0	0	0	0	3	0	2	0	0	5
			Female	0	0	0	0	0	0	0	0	0	0
			Total	0	0	0	0	3	0	2	0	0	5
34	52	MALIGNANT NEOPLASM OF STOMACH	Male	0	0	2	0	3	2	1	1	0	9
			Female	0	0	0	0	0	0	0	1	0	1
			Total	0	0	2	0	3	2	1	2	0	10
35	53	MALIGNANT NEOPLASMS OF LIVER AND INTRAHEPATIC BILE DUCTS	Male	0	0	2	6	4	1	0	1	0	14
			Female	0	0	0	1	1	0	0	0	0	2
			Total	0	0	2	7	5	1	0	1	0	16
36	54	MALIGNANT NEOPLASMS OF LARYNX, TRACHEA, BRONCHUS AND LUNG	Male	0	0	2	2	5	6	4	6	0	25
			Female	0	0	0	0	0	0	0	2	0	2
			Total	0	0	2	2	5	6	4	8	0	27
37	56	OTHER MALIGNANT NEOPLASM OF FEMALE GENITAL ORGANS	Male	0	0	0	0	0	0	0	0	0	0
			Female	0	0	0	0	0	1	0	0	0	1
			Total	0	0	0	0	0	1	0	0	0	1
38	58	MALIGNANT NEOPLASM OF BLADDER	Male	0	0	0	1	3	1	0	0	0	5
			Female	0	0	0	0	0	0	0	0	0	0
			Total	0	0	0	1	3	1	0	0	0	5
39	59	MALIGNANT NEOPLASMS OF MENINGES,BRAIN AND OTHER PARTS OF CENTRAL NERVOUS	Male	0	0	0	1	1	1	0	0	0	3
			Female	0	0	0	0	0	0	0	0	0	0
			Total	0	0	0	1	1	1	0	0	0	3
40	60	LEUKAEMIA	Male	0	0	0	2	1	0	0	0	0	3
			Female	0	0	0	0	0	0	0	0	0	0

TABLE D-20 DEATHS BY SELECTED CAUSE OF DEATH, AGE, SEX AND HABITS-(URBAN) - 2023

SL. No.	CAUSE ID	Selected cause of death	Sex	Age Group									Total
				Below 15	15-24	25-34	35-44	45-54	55-64	65-69	70 & above	Age not Stated	
1	2	3	4	5	6	7	8	9	10	11	12	13	14
			Total	0	0	0	2	1	0	0	0	0	3
41	61	OTHER PROTEIN-ENERGY MALNUTRITION	Male	0	0	1	3	0	0	1	0	0	5
			Female	0	0	0	0	1	0	0	1	0	2
			Total	0	0	1	3	1	0	1	1	0	7
42	63	SCHIZOPHRENIA, SCHIZOTYPAL & DELUSIONA and MENTAL BEHAVIOURAL DISORDERS	Male	0	0	0	2	0	0	1	0	0	3
			Female	0	0	0	0	0	0	0	0	0	0
			Total	0	0	0	2	0	0	1	0	0	3
43	64	OTHER INFLAMMATORY DISEASES OF THE CENTRAL NERVOUS SYSTEM	Male	0	0	0	0	1	3	0	0	0	4
			Female	0	0	0	0	0	0	0	0	0	0
			Total	0	0	0	0	1	3	0	0	0	4
44	65	EPILEPSY	Male	0	0	1	1	2	0	0	1	0	5
			Female	0	0	0	0	0	0	0	0	0	0
			Total	0	0	1	1	2	0	0	1	0	5
45	66	HYPERTENSIVE HEART DISEASES	Male	0	5	14	43	41	28	10	20	0	161
			Female	0	0	0	1	0	1	1	2	0	5
			Total	0	5	14	44	41	29	11	22	0	166
46	67	ACUTE MYOCARDIAL INFARCTION	Male	0	1	20	60	47	45	15	40	0	228
			Female	0	0	1	2	8	4	4	6	0	25
			Total	0	1	21	62	55	49	19	46	0	253
47	68	ARTERIAL EMBOLISM AND THROMBOSISPHLEBITIS,THROMBOP HLEBITIS,VENOUS EMBOLISM AND THROMBOSIS	Male	0	0	1	1	2	0	0	1	0	5
			Female	0	0	0	0	0	0	0	0	0	0
			Total	0	0	1	1	2	0	0	1	0	5
48	69	BRONCHITIS ,BRONCHIOLITIS and UNSPECIFIED EMPHYSEMA	Male	0	0	1	1	4	5	1	1	0	13
			Female	0	0	0	0	0	0	0	0	0	0
			Total	0	0	1	1	4	5	1	1	0	13
49	71	PARALYTIC ILEUS AND INTESTINAL OBSTRUCTION WITHOUT HERNIA	Male	0	0	0	0	5	5	2	5	0	17
			Female	0	0	0	0	0	0	0	0	0	0
			Total	0	0	0	0	5	5	2	5	0	17
50	73	CHOLELITHIASIS AND CHOLECYSTITT	Male	0	0	0	5	3	0	1	1	0	10
			Female	0	0	0	0	0	0	0	0	0	0
			Total	0	0	0	5	3	0	1	1	0	10
51	74	DISORDERS OF THE PANCREAS	Male	0	0	2	0	0	1	0	1	0	4
			Female	0	0	0	0	0	0	0	0	0	0
			Total	0	0	2	0	0	1	0	1	0	4
52	82	FEVER OF UNKNOWN ORIGIN	Male	0	0	3	1	0	1	2	2	0	9
			Female	0	0	0	0	0	0	0	0	0	0
			Total	0	0	3	1	0	1	2	2	0	9
53	83	SHOCK, NOT ELSEWHERE CLASSIFIE	Male	0	0	9	19	15	9	4	5	0	61
			Female	0	0	0	0	2	2	0	1	0	5
			Total	0	0	9	19	17	11	4	6	0	66
54	88	FRACTURES INVOLVING MULTIPLE BODY REGIONS, AND OF UNSPECIFIED BODY REGION	Male	0	0	0	1	3	1	0	0	0	5
			Female	0	0	0	0	0	0	0	0	0	0
			Total	0	0	0	1	3	1	0	0	0	5
55	89	INTRACRANIAL AND INTERNAL INJU	Male	0	0	0	2	0	0	0	0	0	2
			Female	0	0	0	0	0	0	0	0	0	0
			Total	0	0	0	2	0	0	0	0	0	2
56	90	CRUSHING INJURIES AND TRAUMATIC AMPUTATIONS OF SPECIFIED AND MULTIPLE BODY REGIONS	Male	0	0	1	0	1	0	0	0	0	2
			Female	0	0	0	0	0	0	0	0	0	0
			Total	0	0	1	0	1	0	0	0	0	2
57	91	OTHER INJURIES OF SPECIFIED,UNSPECIFIED AND MULTIPLE BODY REGIONS	Male	0	0	1	1	1	0	1	1	0	5
			Female	0	0	0	0	0	0	0	0	0	0
			Total	0	0	1	1	1	0	1	1	0	5
58	92	EFFECTS OF FOREIGN BODY ENTERING THROUGH NATURAL ORIFICE	Male	0	0	0	1	0	0	0	0	0	1
			Female	0	0	0	0	0	0	0	0	0	0
			Total	0	0	0	1	0	0	0	0	0	1
59	93	RAILWAY ACCIDENTS	Male	0	1	0	1	2	0	0	0	0	4
			Female	0	0	0	0	0	0	0	0	0	0
			Total	0	1	0	1	2	0	0	0	0	4
60	96	ALL OTHER TRANSPORT ACCIDENTS	Male	0	0	2	0	0	1	1	0	0	4
			Female	0	0	0	0	0	0	0	0	0	0
			Total	0	0	2	0	0	1	1	0	0	4
61	97	ACCIDENTAL DROWING AND SUBMERS	Male	0	1	0	1	0	0	0	0	0	2
			Female	0	0	0	0	0	0	0	0	0	0
			Total	0	1	0	1	0	0	0	0	0	2

TABLE D-20 DEATHS BY SELECTED CAUSE OF DEATH, AGE, SEX AND HABITS-(URBAN) - 2023

SL. No.	CAUSE ID	Selected cause of death	Sex	Age Group									Total
				Below 15	15-24	25-34	35-44	45-54	55-64	65-69	70 & above	Age not Stated	
1	2	3	4	5	6	7	8	9	10	11	12	13	14
62	98	EXPOSURE TO SMOKE, FIRE AND FLAMES	Male	0	0	0	0	0	1	0	0	0	1
			Female	0	0	0	0	0	0	0	0	0	0
			Total	0	0	0	0	0	1	0	0	0	1
63	100	ACCIDENTS CAUSED BY MACHINERY,AND BY CUTTING PIERCING INSTRUMENTS	Male	0	0	0	0	0	0	0	1	0	1
			Female	0	0	0	0	0	0	0	0	0	0
			Total	0	0	0	0	0	0	0	1	0	1
64	102	ACCIDENTAL POISONING BY AND EXPOSURE TO NOXIOUS SUBSTANCES	Male	0	0	2	2	0	1	0	0	0	5
			Female	0	0	0	0	0	0	0	0	0	0
			Total	0	0	2	2	0	1	0	0	0	5
65	104	SUN STROKE	Male	0	0	0	2	2	1	0	0	0	5
			Female	0	0	0	0	0	0	0	0	0	0
			Total	0	0	0	2	2	1	0	0	0	5
		<b>Total</b>	<b>Male</b>	<b>0</b>	<b>19</b>	<b>151</b>	<b>402</b>	<b>342</b>	<b>225</b>	<b>108</b>	<b>183</b>	<b>0</b>	<b>1430</b>
			<b>Female</b>	<b>0</b>	<b>0</b>	<b>3</b>	<b>11</b>	<b>21</b>	<b>18</b>	<b>9</b>	<b>30</b>	<b>1</b>	<b>93</b>
			<b>Total</b>	<b>0</b>	<b>0</b>	<b>2</b>	<b>4</b>	<b>4</b>	<b>2</b>	<b>0</b>	<b>0</b>	<b>0</b>	<b>1523</b>
		<b>All habits</b>											
1	2	TYPHOID FEVER AND PARATYPHOID	Male	0	1	1	1	0	0	0	0	0	3
			Female	0	0	0	0	0	0	0	0	0	0
			Total	0	1	1	1	0	0	0	0	0	3
2	3	FOOD POISONING	Male	0	0	0	0	0	0	0	0	0	0
			Female	0	0	0	0	1	0	0	0	0	1
			Total	0	0	0	0	1	0	0	0	0	1
3	4	DIARRHOEA AND GASTROENTERITIS	Male	0	0	1	1	1	1	0	0	0	4
			Female	0	0	0	0	0	0	0	0	0	0
			Total	0	0	1	1	1	1	0	0	0	4
4	5	RESPIRATORY TUBERCULOSIS	Male	0	0	3	5	4	6	2	7	0	27
			Female	0	0	0	0	0	0	0	0	0	0
			Total	0	0	3	5	4	6	2	7	0	27
5	12	RABIES	Male	0	0	0	0	1	0	0	0	0	1
			Female	0	0	0	0	0	0	0	0	0	0
			Total	0	0	0	0	1	0	0	0	0	1
6	14	OTHER AND UNSPECIFIED NEOPLASM	Male	0	0	3	2	2	1	0	0	0	8
			Female	0	0	0	0	0	0	0	0	0	0
			Total	0	0	3	2	2	1	0	0	0	8
7	15	DIABETES MELLITUS	Male	0	0	0	5	4	3	1	1	0	14
			Female	0	0	0	0	0	0	0	0	0	0
			Total	0	0	0	5	4	3	1	1	0	14
8	16	OTHER ANAEMIAS(D50-D55,D57-D64	Male	0	0	0	2	1	1	0	1	0	5
			Female	0	0	0	0	0	0	0	0	0	0
			Total	0	0	0	2	1	1	0	1	0	5
9	17	OTHER VIRAL ENCEPHALITIS	Male	0	0	0	2	0	0	0	0	0	2
			Female	0	0	0	0	0	0	0	0	0	0
			Total	0	0	0	2	0	0	0	0	0	2
10	18	OTHER FORMS OF HEART DISEASES	Male	0	1	6	29	28	13	12	17	0	106
			Female	0	0	0	0	1	0	0	1	0	2
			Total	0	1	6	29	29	13	12	18	0	108
11	19	PNEUMONIA	Male	0	0	7	12	9	12	3	8	0	51
			Female	0	0	1	0	0	0	0	1	0	2
			Total	0	0	8	12	9	12	3	9	0	53
12	20	INFLUENZA	Male	0	0	0	0	0	1	0	0	0	1
			Female	0	0	0	0	0	0	0	0	0	0
			Total	0	0	0	0	0	1	0	0	0	1
13	21	ASTHMA	Male	0	0	0	1	3	1	2	3	0	10
			Female	0	0	0	0	0	0	0	1	0	1
			Total	0	0	0	1	3	1	2	4	0	11
14	22	OTHER VIRAL HEPATTIS (Jaundice)	Male	0	0	0	5	2	3	0	0	0	10
			Female	0	0	0	0	0	0	0	0	0	0
			Total	0	0	0	5	2	3	0	0	0	10
15	23	DISEASES OF THE LIVER	Male	0	0	13	56	37	10	6	4	0	126
			Female	0	0	0	0	1	0	0	1	0	2
			Total	0	0	13	56	38	10	6	5	0	128
16	24	GASTRIC AND DUODENAL ULCER	Male	0	0	0	1	0	0	0	0	0	1
			Female	0	0	0	0	0	0	0	0	0	0
			Total	0	0	0	1	0	0	0	0	0	1



**TABLE D-20 DEATHS BY SELECTED CAUSE OF DEATH, AGE, SEX AND HABITS-(URBAN) - 2023**

SL. No.	CAUSE ID	Selected cause of death	Sex	Age Group									Total	
				Below 15	15-24	25-34	35-44	45-54	55-64	65-69	70 & above	Age not Stated		
1	2	3	4	5	6	7	8	9	10	11	12	13	14	
17	25	DISEASES OF APPENDIX	Male	0	0	0	1	0	0	0	0	0	0	1
			Female	0	0	0	0	0	0	0	0	0	0	0
			Total	0	0	0	1	0	0	0	0	0	0	0
18	30	CEREBROVASCULAR DISEASES	Male	0	0	2	4	5	6	2	4	0	0	23
			Female	0	0	0	1	0	0	0	0	0	0	1
			Total	0	0	2	5	5	6	2	4	0	0	24
19	31	SENILITY	Male	0	0	0	0	0	4	7	10	0	0	21
			Female	0	0	0	0	0	0	0	0	0	0	0
			Total	0	0	0	0	0	4	7	10	0	0	21
20	32	Others not else where classified	Male	0	4	9	6	8	4	0	0	0	0	31
			Female	0	0	0	0	0	0	0	0	0	0	0
			Total	0	4	9	6	8	4	0	0	0	0	31
21	33	BITES OF SNAKES AND OTHER VENOMOUS ANIMALS	Male	0	0	0	0	0	0	1	0	0	0	1
			Female	0	0	0	0	0	0	0	0	0	0	0
			Total	0	0	0	0	0	0	1	0	0	0	1
22	35	ACCIDENTAL FALLS	Male	0	0	2	0	3	1	0	2	0	0	8
			Female	0	0	0	0	0	0	0	0	0	0	0
			Total	0	0	2	0	3	1	0	2	0	0	8
23	36	POISONINGS BY DRUGS AND BIOLOG	Male	0	1	3	5	4	5	1	5	0	0	24
			Female	0	0	0	0	0	0	0	0	0	0	0
			Total	0	1	3	5	4	5	1	5	0	0	24
24	38	OTHER ROAD VEHICLE ACCIDENTS	Male	0	0	1	3	0	0	1	2	0	0	7
			Female	0	0	0	0	0	0	0	0	0	0	0
			Total	0	0	1	3	0	0	1	2	0	0	7
25	39	INTENTIONAL SELF-HARM(SUICIDE-ATTEMPTED)	Male	0	2	5	4	5	3	0	2	0	0	21
			Female	0	0	0	0	0	0	0	1	0	0	1
			Total	0	2	5	4	5	3	0	3	0	0	22
26	42	Viral Fever	Male	0	0	0	2	0	0	0	0	0	0	2
			Female	0	0	0	0	0	0	0	0	0	0	0
			Total	0	0	0	2	0	0	0	0	0	0	2
27	43	RENAL FAILURE and OTHER DISORDERS OF KIDNEY AND URETER	Male	0	0	5	20	10	4	3	2	0	0	44
			Female	0	0	0	0	1	0	0	0	0	0	1
			Total	0	0	5	20	11	4	3	2	0	0	45
28	44	SEPTICAEMIA	Male	0	0	1	7	6	3	2	7	0	0	26
			Female	0	0	0	0	0	0	0	0	0	0	0
			Total	0	0	1	7	6	3	2	7	0	0	26
29	47	TUBERCULOSIS OF OTHER ORGANS AND MILIARY TUBERCULOSIS	Male	0	0	1	3	4	1	0	0	0	0	9
			Female	0	0	0	0	0	0	0	0	0	0	0
			Total	0	0	1	3	4	1	0	0	0	0	9
30	49	HUMAN IMMUNODEFICIENCY VIRUS[HIV]DISEASE	Male	0	0	0	1	1	0	0	1	0	0	3
			Female	0	0	0	0	0	0	0	0	0	0	0
			Total	0	0	0	1	1	0	0	1	0	0	3
31	50	MALIGNANT NEOPLASMS OF LIP, ORAL CAVITY AND PHARYNX	Male	0	0	1	1	2	3	2	3	0	0	12
			Female	0	0	0	0	0	0	0	0	0	0	0
			Total	0	0	1	1	2	3	2	3	0	0	12
32	51	MALIGNANT NEOPLASM OF OESOPHAGUS	Male	0	0	0	0	2	0	1	0	0	0	3
			Female	0	0	0	0	0	0	0	0	0	0	0
			Total	0	0	0	0	2	0	1	0	0	0	3
33	52	MALIGNANT NEOPLASM OF STOMACH	Male	0	0	2	0	2	1	1	0	0	0	6
			Female	0	0	0	0	0	0	0	0	0	0	0
			Total	0	0	2	0	2	1	1	0	0	0	6
34	53	MALIGNANT NEOPLASMS OF LIVER AND INTRAHEPATIC BILE DUCTS	Male	0	0	2	5	4	1	0	0	0	0	12
			Female	0	0	0	1	0	0	0	0	0	0	1
			Total	0	0	2	6	4	1	0	0	0	0	13
35	54	MALIGNANT NEOPLASMS OF LARYNX, TRACHEA, BRONCHUS AND LUNG	Male	0	0	0	1	5	6	2	4	0	0	18
			Female	0	0	0	0	0	0	0	0	0	0	0
			Total	0	0	0	1	5	6	2	4	0	0	18
36	58	MALIGNANT NEOPLASM OF BLADDER	Male	0	0	0	1	3	1	0	0	0	0	5
			Female	0	0	0	0	0	0	0	0	0	0	0
			Total	0	0	0	1	3	1	0	0	0	0	5
37	59	MALIGNANT NEOPLASMS OF MENINGES,BRAIN AND OTHER PARTS OF CENTRAL NERVOUS	Male	0	0	0	0	1	1	0	0	0	0	2
			Female	0	0	0	0	0	0	0	0	0	0	0
			Total	0	0	0	0	1	1	0	0	0	0	2
38	60	LEUKAEMIA	Male	0	0	0	1	0	0	0	0	0	1	

**TABLE D-20 DEATHS BY SELECTED CAUSE OF DEATH, AGE, SEX AND HABITS-(URBAN) - 2023**

SL. No.	CAUSE ID	Selected cause of death	Sex	Age Group									Total
				Below 15	15-24	25-34	35-44	45-54	55-64	65-69	70 & above	Age not Stated	
1	2	3	4	5	6	7	8	9	10	11	12	13	14
			Female	0	0	0	0	0	0	0	0	0	0
			Total	0	0	0	1	0	0	0	0	0	0
39	61	OTHER PROTEIN-ENERGY MALNUTRITION	Male	0	0	1	3	0	0	1	0	0	5
			Female	0	0	0	0	0	0	0	1	0	1
			Total	0	0	1	3	0	0	1	1	0	6
40	63	SCHIZOPHRENIA, SCHIZOTYPAL & DELUSIONA and MENTAL BEHAVIOURAL DISORDERS	Male	0	0	0	2	0	0	1	0	0	3
			Female	0	0	0	0	0	0	0	0	0	0
			Total	0	0	0	2	0	0	1	0	0	3
41	64	OTHER INFLAMMATORY DISEASES OF THE CENTRAL NERVOUS SYSTEM	Male	0	0	0	0	1	2	0	0	0	3
			Female	0	0	0	0	0	0	0	0	0	0
			Total	0	0	0	0	1	2	0	0	0	3
42	65	EPILEPSY	Male	0	0	1	1	2	0	0	1	0	5
			Female	0	0	0	0	0	0	0	0	0	0
			Total	0	0	1	1	2	0	0	1	0	5
43	66	HYPERTENSIVE HEART DISEASES	Male	0	5	5	32	31	22	8	18	0	121
			Female	0	0	0	1	0	0	0	0	0	1
			Total	0	5	5	33	31	22	8	18	0	122
44	67	ACUTE MYOCARDIAL INFARCTION	Male	0	1	16	44	35	38	12	33	0	179
			Female	0	0	0	1	1	0	0	2	0	4
			Total	0	1	16	45	36	38	12	35	0	183
45	68	ARTERIAL EMBOLISM AND THROMBOSISPHLEBITIS,THROMBOPHLEBITIS,VENOUS EMBOLISM AND THROMBOSIS	Male	0	0	0	1	2	0	0	1	0	4
			Female	0	0	0	0	0	0	0	0	0	0
			Total	0	0	0	1	2	0	0	1	0	4
46	69	BRONCHITIS ,BRONCHIOLITIS and UNSPECIFIED EMPHYSEMA	Male	0	0	1	0	4	2	1	1	0	9
			Female	0	0	0	0	0	0	0	0	0	0
			Total	0	0	1	0	4	2	1	1	0	9
47	71	PARALYTIC ILEUS AND INTESTINAL OBSTRUCTION WITHOUT HERNIA	Male	0	0	0	0	4	3	1	5	0	13
			Female	0	0	0	0	0	0	0	0	0	0
			Total	0	0	0	0	4	3	1	5	0	13
48	73	CHOLELITHIASIS AND CHOLECYSTITIS	Male	0	0	0	3	3	0	1	1	0	8
			Female	0	0	0	0	0	0	0	0	0	0
			Total	0	0	0	3	3	0	1	1	0	8
49	74	DISORDERS OF THE PANCREAS	Male	0	0	1	0	0	1	0	1	0	3
			Female	0	0	0	0	0	0	0	0	0	0
			Total	0	0	1	0	0	1	0	1	0	3
50	82	FEVER OF UNKNOWN ORIGIN	Male	0	0	1	1	0	1	2	1	0	6
			Female	0	0	0	0	0	0	0	0	0	0
			Total	0	0	1	1	0	1	2	1	0	6
51	83	SHOCK, NOT ELSEWHERE CLASSIFIED	Male	0	0	7	17	12	8	2	4	0	50
			Female	0	0	0	0	1	1	0	1	0	3
			Total	0	0	7	17	13	9	2	5	0	53
52	88	FRACTURES INVOLVING MULTIPLE BODY REGIONS, AND OF UNSPECIFIED BODY REGION	Male	0	0	0	1	1	1	0	0	0	3
			Female	0	0	0	0	0	0	0	0	0	0
			Total	0	0	0	1	1	1	0	0	0	3
53	89	INTRACRANIAL AND INTERNAL INJURY	Male	0	0	0	1	0	0	0	0	0	1
			Female	0	0	0	0	0	0	0	0	0	0
			Total	0	0	0	1	0	0	0	0	0	1
54	90	CRUSHING INJURIES AND TRAUMATIC AMPUTATIONS OF SPECIFIED AND MULTIPLE BODY REGIONS	Male	0	0	1	0	1	0	0	0	0	2
			Female	0	0	0	0	0	0	0	0	0	0
			Total	0	0	1	0	1	0	0	0	0	2
55	91	OTHER INJURIES OF SPECIFIED, UNSPECIFIED AND MULTIPLE BODY REGIONS	Male	0	0	1	1	0	0	1	1	0	4
			Female	0	0	0	0	0	0	0	0	0	0
			Total	0	0	1	1	0	0	1	1	0	4
56	93	RAILWAY ACCIDENTS	Male	0	1	0	1	2	0	0	0	0	4
			Female	0	0	0	0	0	0	0	0	0	0
			Total	0	1	0	1	2	0	0	0	0	4
57	96	ALL OTHER TRANSPORT ACCIDENTS	Male	0	0	2	0	0	1	1	0	0	4
			Female	0	0	0	0	0	0	0	0	0	0
			Total	0	0	2	0	0	1	1	0	0	4
58	97	ACCIDENTAL DROWING AND SUBMERSIONS	Male	0	0	0	1	0	0	0	0	0	1
			Female	0	0	0	0	0	0	0	0	0	0
			Total	0	0	0	1	0	0	0	0	0	1
59	98	EXPOSURE TO SMOKE, FIRE AND FLAMES	Male	0	0	0	0	0	1	0	0	0	1
			Female	0	0	0	0	0	0	0	0	0	0

**TABLE D-20 DEATHS BY SELECTED CAUSE OF DEATH, AGE, SEX AND HABITS-(URBAN) - 2023**

SL. No.	CAUSE ID	Selected cause of death	Sex	Age Group									Total
				Below 15	15-24	25-34	35-44	45-54	55-64	65-69	70 & above	Age not Stated	
1	2	3	4	5	6	7	8	9	10	11	12	13	14
			Total	0	0	0	0	0	1	0	0	0	1
60	102	ACCIDENTAL POISONING BY AND EXPOSURE TO NOXIOUS SUBSTANCES	Male	0	0	2	1	0	0	0	0	0	3
			Female	0	0	0	0	0	0	0	0	0	0
			Total	0	0	2	1	0	0	0	0	0	3
61	104	SUN STROKE	Male	0	0	0	2	2	0	0	0	0	4
			Female	0	0	0	0	0	0	0	0	0	0
			Total	0	0	0	2	2	0	0	0	0	4
		<b>Total</b>	<b>Male</b>	<b>0</b>	<b>16</b>	<b>107</b>	<b>299</b>	<b>257</b>	<b>176</b>	<b>80</b>	<b>150</b>	<b>0</b>	<b>1085</b>
			<b>Female</b>	<b>0</b>	<b>0</b>	<b>1</b>	<b>4</b>	<b>6</b>	<b>1</b>	<b>0</b>	<b>9</b>	<b>0</b>	<b>21</b>
			<b>Total</b>	<b>0</b>	<b>1</b>	<b>1</b>	<b>1</b>	<b>0</b>	<b>0</b>	<b>0</b>	<b>0</b>	<b>0</b>	<b>1106</b>
		<b>Only smoking</b>											
1	2	TYPHOID FEVER AND PARATYPHOID	Male	0	1	2	1	3	2	1	1	0	11
			Female	0	0	0	0	0	0	0	0	0	0
			Total	0	1	2	1	3	2	1	1	0	11
2	3	FOOD POISONING	Male	0	0	0	1	1	0	0	0	0	2
			Female	0	0	0	0	1	0	0	0	0	1
			Total	0	0	0	1	2	0	0	0	0	3
3	4	DIARRHOEA AND GASTROENTERITIS	Male	0	0	1	4	4	4	0	1	0	14
			Female	0	0	0	0	0	0	0	0	0	0
			Total	0	0	1	4	4	4	0	1	0	14
4	5	RESPIRATORY TUBERCULOSIS	Male	0	1	16	20	30	45	11	43	0	166
			Female	0	0	0	0	0	0	0	0	0	0
			Total	0	1	16	20	30	45	11	43	0	166
5	12	RABIES	Male	0	0	1	0	3	2	0	1	0	7
			Female	0	0	0	0	0	0	0	0	0	0
			Total	0	0	1	0	3	2	0	1	0	7
6	14	OTHER AND UNSPECIFIED NEOPLASM	Male	0	0	4	14	23	25	10	16	0	92
			Female	0	0	0	0	0	0	1	0	0	1
			Total	0	0	4	14	23	25	11	16	0	93
7	15	DIABETES MELLITUS	Male	0	0	4	33	43	39	21	30	0	170
			Female	0	0	0	0	0	0	0	0	0	0
			Total	0	0	4	33	43	39	21	30	0	170
8	16	OTHER ANAEMIAS(D50-D55,D57-D64	Male	0	1	6	9	8	7	3	14	0	48
			Female	0	0	0	1	0	0	0	0	0	1
			Total	0	1	6	10	8	7	3	14	0	49
9	17	OTHER VIRAL ENCEPHALITIS	Male	0	2	2	3	2	1	0	2	0	12
			Female	0	0	0	0	0	0	0	0	0	0
			Total	0	2	2	3	2	1	0	2	0	12
10	18	OTHER FORMS OF HEART DISEASES	Male	0	4	36	104	141	168	81	180	0	714
			Female	0	0	0	0	1	1	2	4	0	8
			Total	0	4	36	104	142	169	83	184	0	722
11	19	PNEUMONIA	Male	0	2	20	48	63	76	42	94	0	345
			Female	0	0	1	0	0	0	0	1	0	2
			Total	0	2	21	48	63	76	42	95	0	347
12	20	INFLUENZA	Male	0	0	0	1	0	3	0	0	0	4
			Female	0	0	0	0	0	0	0	0	0	0
			Total	0	0	0	1	0	3	0	0	0	4
13	21	ASTHMA	Male	0	1	3	11	28	66	19	100	0	228
			Female	0	0	0	0	1	1	1	1	0	4
			Total	0	1	3	11	29	67	20	101	0	232
14	22	OTHER VIRAL HEPATITIS (Jaundice)	Male	0	0	12	24	10	10	1	2	0	59
			Female	0	0	0	0	0	0	0	0	0	0
			Total	0	0	12	24	10	10	1	2	0	59
15	23	DISEASES OF THE LIVER	Male	0	3	70	185	151	98	25	31	1	564
			Female	0	0	0	0	2	0	0	1	0	3
			Total	0	3	70	185	153	98	25	32	1	567
16	24	GASTRIC AND DUODENAL ULCER	Male	0	0	1	2	3	3	1	1	0	11
			Female	0	0	0	0	0	0	0	0	0	0
			Total	0	0	1	2	3	3	1	1	0	11
17	25	DISEASES OF APPENDIX	Male	0	0	1	4	1	1	0	0	0	7
			Female	0	0	0	0	0	0	0	0	0	0
			Total	0	0	1	4	1	1	0	0	0	7
18	26	Genital Urinary system	Male	0	0	0	0	1	1	0	2	0	4
			Female	0	0	0	0	0	0	0	0	0	0
			Total	0	0	0	0	1	1	0	2	0	4

**TABLE D-20 DEATHS BY SELECTED CAUSE OF DEATH, AGE, SEX AND HABITS-(URBAN) - 2023**

SL. No.	CAUSE ID	Selected cause of death	Sex	Age Group									Total
				Below 15	15-24	25-34	35-44	45-54	55-64	65-69	70 & above	Age not Stated	
1	2	3	4	5	6	7	8	9	10	11	12	13	14
19	30	CEREBROVASCULAR DISEASES	Male	0	0	9	22	38	43	25	61	0	198
			Female	0	0	0	1	0	1	1	0	0	3
			Total	0	0	9	23	38	44	26	61	0	201
20	31	SENILITY	Male	0	0	0	0	0	63	65	187	0	315
			Female	0	0	0	0	0	2	2	5	0	9
			Total	0	0	0	0	0	65	67	192	0	324
21	32	Others not else where classified	Male	0	7	38	18	30	13	4	9	0	119
			Female	0	0	0	0	0	0	0	0	0	0
			Total	0	7	38	18	30	13	4	9	0	119
22	33	BITES OF SNAKES AND OTHER VENOMOUS ANIMALS	Male	0	1	1	3	2	2	3	2	0	14
			Female	0	0	0	0	0	0	0	0	0	0
			Total	0	1	1	3	2	2	3	2	0	14
23	34	BURNS AND CORROSIONS	Male	0	0	0	3	1	2	0	0	0	6
			Female	0	0	0	0	0	0	0	0	0	0
			Total	0	0	0	3	1	2	0	0	0	6
24	35	ACCIDENTAL FALLS	Male	0	1	9	14	20	10	5	7	0	66
			Female	0	0	0	0	0	0	1	1	0	2
			Total	0	1	9	14	20	10	6	8	0	68
25	36	POISONINGS BY DRUGS AND BIOLOG	Male	0	8	21	29	31	22	5	14	0	130
			Female	0	0	0	0	0	0	0	0	0	0
			Total	0	8	21	29	31	22	5	14	0	130
26	37	MOTOR VEHICLE TRAFFIC ACCIDENT	Male	0	1	6	3	6	7	0	4	0	27
			Female	0	0	0	0	0	0	0	0	0	0
			Total	0	1	6	3	6	7	0	4	0	27
27	38	OTHER ROAD VEHICLE ACCIDENTS	Male	0	0	5	9	12	9	3	7	0	45
			Female	0	0	0	0	0	1	0	0	0	1
			Total	0	0	5	9	12	10	3	7	0	46
28	39	INTENTIONAL SELF-HARM(SUICIDE-ATTEMPTED)	Male	0	9	23	38	27	18	6	4	0	125
			Female	0	0	1	0	0	0	1	0	0	2
			Total	0	9	24	38	27	18	6	5	0	127
29	40	ASSAULT(HOMICIDE)	Male	0	4	4	1	1	0	0	3	0	13
			Female	0	0	0	0	0	0	0	0	0	0
			Total	0	4	4	1	1	0	0	3	0	13
30	42	Viral Fever	Male	0	0	0	2	0	0	1	1	0	4
			Female	0	0	0	0	0	0	0	0	0	0
			Total	0	0	0	2	0	0	1	1	0	4
31	43	RENAL FAILURE and OTHER DISORDERS OF KIDNEY AND URETER	Male	0	1	19	51	52	60	19	42	0	244
			Female	0	0	0	0	1	0	0	0	0	1
			Total	0	1	19	51	53	60	19	42	0	245
32	44	SEPTICAEMIA	Male	0	1	11	42	53	48	21	67	0	243
			Female	0	0	0	0	0	0	1	0	0	1
			Total	0	1	11	42	53	48	22	67	0	244
33	46	COVID 19 VIRUS IDENTIFIED	Male	0	0	0	1	0	0	0	1	0	2
			Female	0	0	0	0	0	0	0	0	0	0
			Total	0	0	0	1	0	0	0	1	0	2
34	47	TUBERCULOSIS OF OTHER ORGANS AND MILIARY TUBERCULOSIS	Male	0	1	7	18	18	18	10	10	0	82
			Female	0	0	0	0	0	0	0	0	0	0
			Total	0	1	7	18	18	18	10	10	0	82
35	49	HUMAN IMMUNODEFICIENCY VIRUS(HIV)DISEASE	Male	0	0	0	7	7	1	2	1	0	18
			Female	0	0	0	0	0	0	0	0	0	0
			Total	0	0	0	7	7	1	2	1	0	18
36	50	MALIGNANT NEOPLASMS OF LIP, ORAL CAVITY AND PHARYNX	Male	0	0	4	11	20	30	9	22	0	96
			Female	0	1	0	0	0	0	0	0	0	1
			Total	0	1	4	11	20	30	9	22	0	97
37	51	MALIGNANT NEOPLASM OF OESOPHAGUS	Male	0	0	0	3	11	12	6	7	0	39
			Female	0	0	0	0	0	0	0	0	0	0
			Total	0	0	0	3	11	12	6	7	0	39
38	52	MALIGNANT NEOPLASM OF STOMACH	Male	0	0	4	1	7	11	8	10	0	41
			Female	0	0	0	0	0	0	0	0	0	0
			Total	0	0	4	1	7	11	8	10	0	41
39	53	MALIGNANT NEOPLASMS OF LIVER AND INTRAHEPATIC BILE DUCTS	Male	0	0	6	14	17	23	5	16	0	81
			Female	0	0	0	1	0	0	0	0	0	1
			Total	0	0	6	15	17	23	5	16	0	82

TABLE D-20 DEATHS BY SELECTED CAUSE OF DEATH, AGE, SEX AND HABITS-(URBAN) - 2023

SL. No.	CAUSE ID	Selected cause of death	Sex	Age Group										Total
				Below 15	15-24	25-34	35-44	45-54	55-64	65-69	70 & above	Age not Stated		
1	2	3	4	5	6	7	8	9	10	11	12	13	14	
40	54	MALIGNANT NEOPLASMS OF LARYNX, TRACHEA, BRONCHUS AND LUNG	Male	0	0	3	7	35	59	34	49	0	187	
			Female	0	0	0	0	0	1	0	0	0	1	
			Total	0	0	3	7	35	60	34	49	0	188	
41	57	MALIGNANT NEOPLASM OF PROSTATE	Male	0	0	0	0	0	1	0	1	0	2	
			Female	0	0	0	0	0	0	0	0	0	0	
			Total	0	0	0	0	0	1	0	1	0	2	
42	58	MALIGNANT NEOPLASM OF BLADDER	Male	0	0	0	3	9	8	2	11	0	33	
			Female	0	0	0	1	0	0	0	0	0	1	
			Total	0	0	0	4	9	8	2	11	0	34	
43	59	MALIGNANT NEOPLASMS OF MENINGES,BRAIN AND OTHER PARTS OF CENTRAL NERVOUS	Male	0	0	0	3	4	6	1	1	0	15	
			Female	0	0	0	0	0	0	0	0	0	0	
			Total	0	0	0	3	4	6	1	1	0	15	
44	60	LEUKAEMIA	Male	0	0	0	2	0	5	2	5	0	14	
			Female	0	0	0	0	0	0	0	0	0	0	
			Total	0	0	0	2	0	5	2	5	0	14	
45	61	OTHER PROTEIN-ENERGY MALNUTRITION	Male	0	0	1	3	1	2	1	0	0	8	
			Female	0	0	0	0	0	0	0	1	0	1	
			Total	0	0	1	3	1	2	1	1	0	9	
46	62	DISORDERS OF THYROID GLAND	Male	0	0	0	0	1	0	1	0	0	2	
			Female	0	0	0	0	0	0	0	0	0	0	
			Total	0	0	0	0	1	0	1	0	0	2	
47	63	SCHIZOPHRENIA, SCHIZOTYPAL & DELUSIONA and MENTAL BEHAVIOURAL DISORDERS	Male	0	0	0	2	1	0	2	0	0	5	
			Female	0	0	0	0	0	0	0	0	0	0	
			Total	0	0	0	2	1	0	2	0	0	5	
48	64	OTHER INFLAMMATORY DISEASES OF THE CENTRAL NERVOUS SYSTEM	Male	0	1	2	4	10	12	4	13	0	46	
			Female	0	0	0	0	0	0	0	0	0	0	
			Total	0	1	2	4	10	12	4	13	0	46	
49	65	EPILEPSY	Male	0	1	4	9	6	7	0	5	0	32	
			Female	0	0	0	0	0	0	0	0	0	0	
			Total	0	1	4	9	6	7	0	5	0	32	
50	66	HYPERTENSIVE HEART DISEASES	Male	0	7	29	77	113	114	49	110	0	499	
			Female	0	0	0	1	0	0	0	2	0	3	
			Total	0	7	29	78	113	114	49	112	0	502	
51	67	ACUTE MYOCARDIAL INFARCTION	Male	0	6	72	184	277	300	107	228	0	1174	
			Female	0	0	0	1	2	1	0	9	0	13	
			Total	0	6	72	185	279	301	107	237	0	1187	
52	68	ARTERIAL EMBOLISM AND THROMBOSISPHLEBITIS,THROMBOPHLEBITIS,VENOUS EMBOLISM AND THROMBOSIS	Male	0	0	0	2	3	1	0	5	0	11	
			Female	0	0	0	0	0	0	0	0	0	0	
			Total	0	0	0	2	3	1	0	5	0	11	
53	69	BRONCHITIS ,BRONCHIOLITIS and UNSPECIFIED EMPHYSEMA	Male	0	0	4	14	20	26	23	51	0	138	
			Female	0	0	0	0	0	0	0	1	0	1	
			Total	0	0	4	14	20	26	23	52	0	139	
54	70	PLEURISY	Male	0	0	0	0	0	1	0	1	0	2	
			Female	0	0	0	0	0	0	0	0	0	0	
			Total	0	0	0	0	0	1	0	1	0	2	
55	71	PARALYTIC ILEUS AND INTESTINAL OBSTRUCTION WITHOUT HERNIA	Male	0	0	0	6	16	24	9	21	0	76	
			Female	0	0	0	0	0	0	0	2	0	2	
			Total	0	0	0	6	16	24	9	23	0	78	
56	72	PERITONITIS	Male	0	0	1	3	3	1	1	3	0	12	
			Female	0	0	0	0	0	0	0	0	0	0	
			Total	0	0	1	3	3	1	1	3	0	12	
57	73	CHOLELITHIASIS AND CHOLECYSTITT	Male	0	0	1	6	4	3	1	1	0	16	
			Female	0	0	0	0	0	0	0	0	0	0	
			Total	0	0	1	6	4	3	1	1	0	16	
58	74	DISORDERS OF THE PANCREAS	Male	0	0	7	5	4	5	1	2	0	24	
			Female	0	0	0	0	0	0	0	0	0	0	
			Total	0	0	7	5	4	5	1	2	0	24	
59	75	RHEUMATOID ARTHRITIS AND OTHER	Male	0	0	1	0	0	0	0	2	0	3	
			Female	0	0	0	0	0	0	0	0	0	0	
			Total	0	0	1	0	0	0	0	2	0	3	
60	82	FEVER OF UNKNOWN ORIGIN	Male	0	1	3	6	7	7	4	5	0	33	
			Female	0	0	0	0	0	1	0	1	0	2	
			Total	0	1	3	6	7	8	4	6	0	35	
61	83	SHOCK, NOT ELSEWHERE	Male	0	3	26	71	72	85	24	67	1	349	

TABLE D-20 DEATHS BY SELECTED CAUSE OF DEATH, AGE, SEX AND HABITS-(URBAN) - 2023

SL. No.	CAUSE ID	Selected cause of death	Sex	Age Group									Total
				Below 15	15-24	25-34	35-44	45-54	55-64	65-69	70 & above	Age not Stated	
1	2	3	4	5	6	7	8	9	10	11	12	13	14
		CLASSIFIED	Female	0	0	0	1	2	1	0	2	0	6
			Total	0	3	26	72	74	86	24	69	1	355
62	84	FRACTURE OF SKULL AND FACIAL B	Male	0	1	0	0	1	1	0	0	0	3
			Female	0	0	0	0	0	0	0	0	0	0
			Total	0	1	0	0	1	1	0	0	0	3
63	85	FRACTURE OF NECK, THORAX OR PEL	Male	0	0	0	0	2	0	0	1	0	3
			Female	0	0	0	0	0	0	0	0	0	0
			Total	0	0	0	0	2	0	0	1	0	3
64	86	FRACTURE OF UPPER LIMB	Male	0	0	0	1	0	0	0	1	0	2
			Female	0	0	0	0	0	0	0	0	0	0
			Total	0	0	0	1	0	0	0	1	0	2
65	87	FRACTURE OF LOWER LIMB	Male	0	0	0	0	0	1	0	2	0	3
			Female	0	0	0	0	0	0	0	0	0	0
			Total	0	0	0	0	0	1	0	2	0	3
66	88	FRACTURES INVOLVING MULTIPLE BODY REGIONS, AND OF UNSPECIFIED BODY REGION	Male	0	0	1	2	1	2	0	2	0	8
			Female	0	0	0	0	0	0	0	0	0	0
			Total	0	0	1	2	1	2	0	2	0	8
67	89	INTRACRANIAL AND INTERNAL INJU	Male	0	0	1	3	2	4	1	2	0	13
			Female	0	0	0	0	0	0	0	0	0	0
			Total	0	0	1	3	2	4	1	2	0	13
68	90	CRUSHING INJURIES AND TRAUMATIC AMPUTATIONS OF SPECIFIED AND MULTIPLE BODY REGIONS	Male	0	0	1	1	1	2	1	0	0	6
			Female	0	0	0	0	0	0	0	0	0	0
			Total	0	0	1	1	1	2	1	0	0	6
69	91	OTHER INJURIES OF SPECIFIED, UNSPECIFIED AND MULTIPLE BODY REGIONS	Male	0	1	1	5	4	1	1	4	0	17
			Female	0	0	0	0	0	0	0	1	0	1
			Total	0	1	1	5	4	1	1	5	0	18
70	92	EFFECTS OF FOREIGN BODY ENTERING THROUGH NATURAL ORIFICE	Male	0	0	0	1	0	1	0	0	0	2
			Female	0	0	0	0	0	0	0	0	0	0
			Total	0	0	0	1	0	1	0	0	0	2
71	93	RAILWAY ACCIDENTS	Male	0	1	1	3	4	1	0	1	0	11
			Female	0	0	0	0	0	0	0	0	0	0
			Total	0	1	1	3	4	1	0	1	0	11
72	96	ALL OTHER TRANSPORT ACCIDENTS	Male	0	1	5	4	1	5	1	4	0	21
			Female	0	0	0	0	0	0	0	0	0	0
			Total	0	1	5	4	1	5	1	4	0	21
73	97	ACCIDENTAL DROWING AND SUBMERS	Male	0	0	3	6	4	6	2	1	0	22
			Female	0	0	0	0	0	0	0	0	0	0
			Total	0	0	3	6	4	6	2	1	0	22
74	98	EXPOSURE TO SMOKE, FIRE AND FLAMES	Male	0	0	0	0	0	1	0	0	0	1
			Female	0	0	0	0	0	0	0	0	0	0
			Total	0	0	0	0	0	1	0	0	0	1
75	100	ACCIDENTS CAUSED BY MACHINERY, AND BY CUTTING PIERCING INSTRUMENTS	Male	0	0	0	1	0	0	1	0	0	2
			Female	0	0	0	0	0	0	0	0	0	0
			Total	0	0	0	1	0	0	1	0	0	2
76	102	ACCIDENTAL POISONING BY AND EXPOSURE TO NOXIOUS SUBSTANCES	Male	0	2	4	3	3	1	1	2	0	16
			Female	0	0	0	1	0	0	0	0	0	1
			Total	0	2	4	4	3	1	1	2	0	17
77	104	SUN STROKE	Male	0	0	0	5	5	6	2	9	0	27
			Female	0	0	0	0	0	0	0	0	0	0
			Total	0	0	0	5	5	6	2	9	0	27
78	105	COVID 19 VIRUS NOT IDENTIFIED	Male	0	0	0	0	0	1	0	0	0	1
			Female	0	0	0	0	0	0	0	0	0	0
			Total	0	0	0	0	0	1	0	0	0	1
79	106	DENGUE FEVER	Male	0	0	1	0	2	1	0	0	0	4
			Female	0	0	0	0	0	0	0	0	0	0
			Total	0	0	1	0	2	1	0	0	0	4
		<b>Total</b>	<b>Male</b>	<b>0</b>	<b>74</b>	<b>518</b>	<b>1196</b>	<b>1484</b>	<b>1644</b>	<b>688</b>	<b>1603</b>	<b>2</b>	<b>7209</b>
			<b>Female</b>	<b>0</b>	<b>1</b>	<b>2</b>	<b>8</b>	<b>10</b>	<b>10</b>	<b>9</b>	<b>33</b>	<b>0</b>	<b>73</b>
			<b>Total</b>	<b>0</b>	<b>1</b>	<b>2</b>	<b>1</b>	<b>3</b>	<b>2</b>	<b>1</b>	<b>1</b>	<b>0</b>	<b>7282</b>
		<b>Only chewing tobacco</b>											
1	2	TYPHOID FEVER AND PARATYPHOID	Male	0	2	1	3	0	1	0	1	0	8
			Female	0	0	0	0	1	0	0	0	0	1
			Total	0	2	1	3	1	1	0	1	0	9
2	3	FOOD POISONING	Male	0	0	0	3	0	0	0	0	0	3
			Female	0	0	0	0	1	0	0	0	0	1

TABLE D-20 DEATHS BY SELECTED CAUSE OF DEATH, AGE, SEX AND HABITS-(URBAN) - 2023

SL. No.	CAUSE ID	Selected cause of death	Sex	Age Group									Total
				Below 15	15-24	25-34	35-44	45-54	55-64	65-69	70 & above	Age not Stated	
1	2	3	4	5	6	7	8	9	10	11	12	13	14
			Total	0	0	0	3	1	0	0	0	0	4
3	4	DIARRHOEA AND GASTROENTERITIS	Male	0	0	1	2	2	3	0	1	0	9
			Female	0	0	0	0	1	0	1	0	0	2
			Total	0	0	1	2	3	3	1	1	0	11
4	5	RESPIRATORY TUBERCULOSIS	Male	0	0	8	10	11	7	6	16	0	58
			Female	0	0	1	1	1	2	4	6	0	15
			Total	0	0	9	11	12	9	10	22	0	73
5	12	RABIES	Male	0	0	0	0	1	0	1	0	0	2
			Female	0	0	0	0	0	0	0	0	0	0
			Total	0	0	0	0	1	0	1	0	0	2
6	14	OTHER AND UNSPECIFIED NEOPLASM	Male	0	1	4	9	11	7	4	9	0	45
			Female	0	0	0	0	2	1	0	0	0	3
			Total	0	1	4	9	13	8	4	9	0	48
7	15	DIABETES MELLITUS	Male	0	0	0	14	23	15	4	6	0	62
			Female	0	0	0	2	3	7	3	6	0	21
			Total	0	0	0	16	26	22	7	12	0	83
8	16	OTHER ANAEMIAS(D50-D55,D57-D64)	Male	0	0	2	5	8	1	0	2	0	18
			Female	0	0	0	2	2	2	1	0	0	7
			Total	0	0	2	7	10	3	1	2	0	25
9	17	OTHER VIRAL ENCEPHALITIS	Male	0	0	4	3	0	1	1	1	0	10
			Female	0	0	0	0	1	0	0	1	0	2
			Total	0	0	4	3	1	1	1	2	0	12
10	18	OTHER FORMS OF HEART DISEASES	Male	0	2	16	62	72	58	34	74	0	318
			Female	2	0	0	4	10	16	8	45	0	85
			Total	2	2	16	66	82	74	42	119	0	403
11	19	PNEUMONIA	Male	0	1	11	25	23	24	13	27	0	124
			Female	0	0	1	2	2	8	2	8	0	23
			Total	0	1	12	27	25	32	15	35	0	147
12	20	INFLUENZA	Male	0	0	0	0	0	1	0	0	0	1
			Female	0	0	0	0	0	0	0	0	0	0
			Total	0	0	0	0	0	1	0	0	0	1
13	21	ASTHMA	Male	0	1	1	14	12	15	8	23	0	74
			Female	0	0	0	0	2	5	5	7	0	19
			Total	0	1	1	14	14	20	13	30	0	93
14	22	OTHER VIRAL HEPATITIS (Jaundice)	Male	0	0	5	15	8	5	1	0	0	34
			Female	0	0	0	1	0	1	0	0	0	2
			Total	0	0	5	16	8	6	1	0	0	36
15	23	DISEASES OF THE LIVER	Male	0	1	46	123	77	39	13	11	0	310
			Female	0	0	0	5	1	9	3	5	0	23
			Total	0	1	46	128	78	48	16	16	0	333
16	24	GASTRIC AND DUODENAL ULCER	Male	0	0	0	1	2	0	0	2	0	5
			Female	0	0	0	0	1	0	0	0	0	1
			Total	0	0	0	1	3	0	0	2	0	6
17	25	DISEASES OF APPENDIX	Male	0	0	1	2	2	2	0	0	0	7
			Female	0	0	0	0	1	0	0	0	0	1
			Total	0	0	1	2	3	2	0	0	0	8
18	30	CEREBROVASCULAR DISEASES	Male	0	0	5	10	16	17	8	18	0	74
			Female	0	0	0	2	1	5	4	8	0	20
			Total	0	0	5	12	17	22	12	26	0	94
19	31	SENILITY	Male	0	0	0	0	0	22	27	71	0	120
			Female	0	0	0	0	0	9	11	91	3	114
			Total	0	0	0	0	0	31	38	162	3	234
20	32	Others not else where classified	Male	0	5	23	18	19	5	2	1	0	73
			Female	0	0	1	0	1	0	0	2	0	4
			Total	0	5	24	18	20	5	2	3	0	77
21	33	BITES OF SNAKES AND OTHER VENOMOUS ANIMALS	Male	0	0	0	1	0	0	1	1	0	3
			Female	0	0	0	0	0	0	0	1	0	1
			Total	0	0	0	1	0	0	1	2	0	4
22	34	BURNS AND CORROSIONS	Male	0	0	2	0	1	1	0	0	0	4
			Female	0	0	0	0	0	0	0	0	0	0
			Total	0	0	2	0	1	1	0	0	0	4
23	35	ACCIDENTAL FALLS	Male	0	0	13	7	10	4	3	3	0	40
			Female	0	0	0	0	0	2	1	0	0	3
			Total	0	0	13	7	10	6	4	3	0	43

TABLE D-20 DEATHS BY SELECTED CAUSE OF DEATH, AGE, SEX AND HABITS-(URBAN) - 2023

SL. No.	CAUSE ID	Selected cause of death	Sex	Age Group									Total
				Below 15	15-24	25-34	35-44	45-54	55-64	65-69	70 & above	Age not Stated	
1	2	3	4	5	6	7	8	9	10	11	12	13	14
24	36	POISONINGS BY DRUGS AND BIOLOG	Male	0	2	9	11	9	9	2	8	0	50
			Female	0	1	2	1	1	1	3	2	0	11
			Total	0	3	11	12	10	10	5	10	0	61
25	37	MOTOR VEHICLE TRAFFIC ACCIDENT	Male	0	1	3	2	4	2	0	2	0	14
			Female	0	0	0	0	0	0	0	0	0	0
			Total	0	1	3	2	4	2	0	2	0	14
26	38	OTHER ROAD VEHICLE ACCIDENTS	Male	0	0	3	7	2	3	1	3	0	19
			Female	0	0	0	0	0	0	0	0	0	0
			Total	0	0	3	7	2	3	1	3	0	19
27	39	INTENTIONAL SELF-HARM(SUICIDE-ATTEMPTED)	Male	0	3	12	22	9	6	0	3	0	55
			Female	0	0	0	0	1	2	0	1	0	4
			Total	0	3	12	22	10	8	0	4	0	59
28	40	ASSAULT(HOMICIDE)	Male	0	0	0	0	0	0	0	1	0	1
			Female	0	0	0	0	0	0	0	0	0	0
			Total	0	0	0	0	0	0	0	1	0	1
29	42	Viral Fever	Male	0	0	0	2	0	0	1	0	0	3
			Female	0	0	0	0	0	0	0	1	0	1
			Total	0	0	0	2	0	0	1	1	0	4
30	43	RENAL FAILURE and OTHER DISORDERS OF KIDNEY AND URETER	Male	0	1	18	40	25	21	12	14	0	131
			Female	0	1	0	1	1	5	4	4	0	16
			Total	0	2	18	41	26	26	16	18	0	147
31	44	SEPTICAEMIA	Male	0	1	5	19	21	18	8	18	0	90
			Female	0	0	0	1	3	7	3	17	0	31
			Total	0	1	5	20	24	25	11	35	0	121
32	47	TUBERCULOSIS OF OTHER ORGANS AND MILIARY TUBERCULOSIS	Male	0	0	5	11	12	2	2	5	0	37
			Female	0	0	0	0	1	5	0	0	0	6
			Total	0	0	5	11	13	7	2	5	0	43
33	49	HUMAN IMMUNODEFICIENCY VIRUS(HIV)DISEASE	Male	0	0	0	3	5	1	2	1	0	12
			Female	0	0	0	2	1	1	0	0	0	4
			Total	0	0	0	5	6	2	2	1	0	16
34	50	MALIGNANT NEOPLASMS OF LIP, ORAL CAVITY AND PHARYNX	Male	0	0	3	23	26	14	7	18	0	91
			Female	0	1	0	1	8	13	4	22	0	49
			Total	0	1	3	24	34	27	11	40	0	140
35	51	MALIGNANT NEOPLASM OF OESOPHAGUS	Male	0	0	0	2	3	4	7	1	0	17
			Female	0	0	0	0	0	2	1	1	0	4
			Total	0	0	0	2	3	6	8	2	0	21
36	52	MALIGNANT NEOPLASM OF STOMACH	Male	0	0	2	1	6	4	4	3	0	20
			Female	0	0	0	1	0	3	2	4	0	10
			Total	0	0	2	2	6	7	6	7	0	30
37	53	MALIGNANT NEOPLASMS OF LIVER AND INTRAHEPATIC BILE DUCTS	Male	0	0	4	8	7	8	0	1	0	28
			Female	0	0	0	1	2	1	1	1	0	6
			Total	0	0	4	9	9	9	1	2	0	34
38	54	MALIGNANT NEOPLASMS OF LARYNX, TRACHEA, BRONCHUS AND LUNG	Male	0	0	3	5	9	20	9	12	0	58
			Female	0	0	0	1	2	1	1	9	0	14
			Total	0	0	3	6	11	21	10	21	0	72
39	55	MALIGNANT NEOPLASM OF BREAST	Male	0	0	0	0	0	0	0	0	0	0
			Female	0	0	0	0	0	3	2	5	0	10
			Total	0	0	0	0	0	3	2	5	0	10
40	56	OTHER MALIGNANT NEOPLASM OF FEMALE GENITAL ORGANS	Male	0	0	0	0	0	0	0	0	0	0
			Female	0	0	0	1	1	3	1	1	0	7
			Total	0	0	0	1	1	3	1	1	0	7
41	57	MALIGNANT NEOPLASM OF PROSTATE	Male	0	0	0	1	0	1	1	0	0	3
			Female	0	0	0	0	0	0	0	0	0	0
			Total	0	0	0	1	0	1	1	0	0	3
42	58	MALIGNANT NEOPLASM OF BLADDER	Male	0	0	0	2	4	2	1	3	0	12
			Female	0	0	0	0	0	0	0	0	0	0
			Total	0	0	0	2	4	2	1	3	0	12
43	59	MALIGNANT NEOPLASMS OF MENINGES,BRAIN AND OTHER PARTS OF CENTRAL NERVOUS	Male	0	0	0	3	1	3	0	1	0	8
			Female	0	0	0	0	0	0	0	1	0	1
			Total	0	0	0	3	1	3	0	2	0	9
44	60	LEUKAEMIA	Male	0	0	0	2	3	1	0	1	0	7
			Female	0	0	0	0	0	0	0	0	0	0
			Total	0	0	0	2	3	1	0	1	0	7



TABLE D-20 DEATHS BY SELECTED CAUSE OF DEATH, AGE, SEX AND HABITS-(URBAN) - 2023

SL. No.	CAUSE ID	Selected cause of death	Sex	Age Group									Total	
				Below 15	15-24	25-34	35-44	45-54	55-64	65-69	70 & above	Age not Stated		
1	2	3	4	5	6	7	8	9	10	11	12	13	14	
45	61	OTHER PROTEIN-ENERGY MALNUTRITION	Male	0	0	2	4	0	0	1	0	0	0	7
			Female	1	0	0	0	2	0	0	0	1	0	4
			Total	1	0	2	4	2	0	1	1	0	0	11
46	62	DISORDERS OF THYROID GLAND	Male	0	0	0	0	0	0	0	0	0	0	0
			Female	0	0	0	0	0	1	0	0	0	0	1
			Total	0	0	0	0	0	1	0	0	0	0	1
47	63	SCHIZOPHRENIA, SCHIZOTYPAL & DELUSIONA and MENTAL BEHAVIOURAL DISORDERS	Male	0	0	0	2	0	1	1	0	0	0	4
			Female	0	0	0	0	0	0	0	0	0	0	0
			Total	0	0	0	2	0	1	1	0	0	0	4
48	64	OTHER INFLAMMATORY DISEASES OF THE CENTRAL NERVOUS SYSTEM	Male	0	0	1	4	4	5	0	2	0	0	16
			Female	0	0	0	1	0	2	1	0	0	0	4
			Total	0	0	1	5	4	7	1	2	0	0	20
49	65	EPILEPSY	Male	0	0	2	2	4	2	0	1	0	0	11
			Female	0	0	0	0	0	0	1	1	0	0	2
			Total	0	0	2	2	4	2	1	2	0	0	13
50	66	HYPERTENSIVE HEART DISEASES	Male	0	5	25	78	73	59	22	61	0	0	323
			Female	0	0	0	1	4	7	4	23	0	0	39
			Total	0	5	25	79	77	66	26	84	0	0	362
51	67	ACUTE MYOCARDIAL INFARCTION	Male	0	4	44	123	127	115	47	116	0	0	576
			Female	0	0	2	6	30	28	19	63	0	0	148
			Total	0	4	46	129	157	143	66	179	0	0	724
52	68	ARTERIAL EMBOLISM AND THROMBOSIS,PHLEBITIS,THROMBOPHLEBITIS,VENOUS EMBOLISM AND THROMBOSIS	Male	0	0	1	2	2	4	0	3	0	0	12
			Female	0	0	0	0	1	0	0	1	0	0	2
			Total	0	0	1	2	3	4	0	4	0	0	14
53	69	BRONCHITIS ,BRONCHIOLITIS and UNSPECIFIED EMPHYSEMA	Male	0	0	5	6	13	15	1	17	0	0	57
			Female	0	0	0	1	2	3	3	7	0	0	16
			Total	0	0	5	7	15	18	4	24	0	0	73
54	71	PARALYTIC ILEUS AND INTESTINAL OBSTRUCTION WITHOUT HERNIA	Male	0	0	1	2	6	11	4	9	0	0	33
			Female	0	0	0	0	0	4	5	7	0	0	16
			Total	0	0	1	2	6	15	9	16	0	0	49
55	72	PERITONITIS	Male	0	0	1	0	1	0	0	0	0	0	2
			Female	0	0	0	0	0	1	1	3	0	0	5
			Total	0	0	1	0	1	1	1	3	0	0	7
56	73	CHOLELITHIASIS AND CHOLECYSTITIS	Male	0	0	0	11	7	0	1	2	0	0	21
			Female	0	0	0	0	1	0	0	0	0	0	1
			Total	0	0	0	11	8	0	1	2	0	0	22
57	74	DISORDERS OF THE PANCREAS	Male	0	0	3	0	0	5	0	1	0	0	9
			Female	0	0	0	0	0	1	0	0	0	0	1
			Total	0	0	3	0	0	6	0	1	0	0	10
58	75	RHEUMATOID ARTHRITIS AND OTHER	Male	0	0	1	0	0	0	0	1	0	0	2
			Female	0	0	0	0	1	0	0	0	0	0	1
			Total	0	0	1	0	1	0	0	1	0	0	3
59	82	FEVER OF UNKNOWN ORIGIN	Male	0	1	5	1	2	4	2	5	0	0	20
			Female	0	0	0	0	0	2	0	0	0	0	2
			Total	0	1	5	1	2	6	2	5	0	0	22
60	83	SHOCK, NOT ELSEWHERE CLASSIFIED	Male	1	1	17	38	22	23	12	18	0	0	132
			Female	0	0	0	3	8	13	1	11	0	0	36
			Total	1	1	17	41	30	36	13	29	0	0	168
61	85	FRACTURE OF NECK,THORAX OR PEL	Male	0	0	0	0	2	0	0	0	0	0	2
			Female	0	0	0	1	0	0	0	0	0	0	1
			Total	0	0	0	1	2	0	0	0	0	0	3
62	87	FRACTURE OF LOWER LIMB	Male	0	0	0	0	0	0	0	1	0	0	1
			Female	0	0	0	0	0	0	0	0	0	0	0
			Total	0	0	0	0	0	0	0	1	0	0	1
63	88	FRACTURES INVOLVING MULTIPLE BODY REGIONS, AND OF UNSPECIFIED BODY REGION	Male	0	0	1	3	3	2	1	0	0	0	10
			Female	0	0	0	0	0	0	0	0	0	0	0
			Total	0	0	1	3	3	2	1	0	0	0	10
64	89	INTRACRANIAL AND INTERNAL INJURY	Male	0	0	1	3	2	1	0	0	0	0	7
			Female	0	0	0	0	0	0	0	1	0	0	1
			Total	0	0	1	3	2	1	0	1	0	0	8
65	90	CRUSHING INJURIES AND TRAUMATIC AMPUTATIONS OF SPECIFIED AND MULTIPLE BODY REGIONS	Male	0	0	1	0	1	0	0	0	0	0	2
			Female	0	0	0	0	0	0	0	0	0	0	0
			Total	0	0	1	0	1	0	0	0	0	0	2
66	91	OTHER INJURIES OF	Male	0	0	1	4	3	0	2	1	0	11	

**TABLE D-20 DEATHS BY SELECTED CAUSE OF DEATH, AGE, SEX AND HABITS-(URBAN) - 2023**

SL. No.	CAUSE ID	Selected cause of death	Sex	Age Group									Total
				Below 15	15-24	25-34	35-44	45-54	55-64	65-69	70 & above	Age not Stated	
1	2	3	4	5	6	7	8	9	10	11	12	13	14
		SPECIFIED, UNSPECIFIED AND MULTIPLE BODY REGIONS	Female	0	0	0	0	0	0	0	0	0	0
			Total	0	0	1	4	3	0	2	1	0	11
67	92	EFFECTS OF FOREIGN BODY ENTERING THROUGH NATURAL ORIFICE	Male	0	0	0	2	0	0	0	0	0	2
			Female	0	0	0	0	0	1	0	0	0	1
			Total	0	0	0	2	0	0	1	0	0	3
68	93	RAILWAY ACCIDENTS	Male	0	1	0	3	4	1	1	1	0	11
			Female	0	0	0	0	0	0	0	1	0	1
			Total	0	1	0	3	4	1	1	2	0	12
69	94	WATER TRANSPORT ACCIDENTS	Male	0	0	0	1	0	0	0	0	0	1
			Female	0	0	0	0	0	0	0	0	0	0
			Total	0	0	0	1	0	0	0	0	0	1
70	96	ALL OTHER TRANSPORT ACCIDENTS	Male	0	0	3	3	2	2	1	2	0	13
			Female	0	0	0	0	1	0	0	0	0	1
			Total	0	0	3	3	3	2	1	2	0	14
71	97	ACCIDENTAL DROWING AND SUBMERS	Male	0	1	1	2	3	1	0	1	0	9
			Female	0	0	0	0	0	0	0	0	0	0
			Total	0	1	1	2	3	1	0	1	0	9
72	98	EXPOSURE TO SMOKE, FIRE AND FLAMES	Male	0	0	0	0	0	1	0	0	0	1
			Female	0	0	0	0	0	0	0	0	0	0
			Total	0	0	0	0	0	1	0	0	0	1
73	100	ACCIDENTS CAUSED BY MACHINERY, AND BY CUTTING PIERCING INSTRUMENTS	Male	0	0	0	0	0	0	0	1	0	1
			Female	0	0	0	0	0	0	0	0	0	0
			Total	0	0	0	0	0	0	0	1	0	1
74	102	ACCIDENTAL POISONING BY AND EXPOSURE TO NOXIOUS SUBSTANCES	Male	0	1	3	4	2	1	2	1	0	14
			Female	0	0	0	1	1	0	1	0	0	3
			Total	0	1	3	5	3	1	3	1	0	17
75	104	SUN STROKE	Male	0	0	0	4	2	3	2	2	0	13
			Female	0	0	0	0	0	0	1	0	0	1
			Total	0	0	0	4	2	3	3	2	0	14
76	106	DENGUE FEVER	Male	0	1	0	0	0	0	1	2	0	4
			Female	0	0	0	0	0	0	0	0	0	0
			Total	0	1	0	0	0	0	1	2	0	4
		<b>Total</b>	<b>Male</b>	<b>1</b>	<b>36</b>	<b>329</b>	<b>793</b>	<b>729</b>	<b>603</b>	<b>284</b>	<b>610</b>	<b>0</b>	<b>3385</b>
			<b>Female</b>	<b>3</b>	<b>3</b>	<b>7</b>	<b>43</b>	<b>103</b>	<b>176</b>	<b>103</b>	<b>368</b>	<b>3</b>	<b>809</b>
			<b>Total</b>	<b>0</b>	<b>2</b>	<b>1</b>	<b>3</b>	<b>1</b>	<b>1</b>	<b>0</b>	<b>1</b>	<b>0</b>	<b>4194</b>
		<b>Only chewing Arecnut</b>											
1	2	TYPHOID FEVER AND PARATYPHOID	Male	0	1	1	1	1	2	0	1	0	7
			Female	0	0	0	0	0	0	0	0	0	0
			Total	0	1	1	1	1	2	0	1	0	7
2	3	FOOD POISONING	Male	0	0	0	1	1	0	0	0	0	2
			Female	0	0	0	0	1	0	0	0	0	1
			Total	0	0	0	1	2	0	0	0	0	3
3	4	DIARRHOEA AND GASTROENTERITIS	Male	0	0	1	2	2	1	1	1	0	8
			Female	0	0	0	0	0	0	0	1	0	1
			Total	0	0	1	2	2	1	1	2	0	9
4	5	RESPIRATORY TUBERCULOSIS	Male	0	0	8	11	15	9	3	17	0	63
			Female	0	0	1	2	0	3	2	4	0	12
			Total	0	0	9	13	15	12	5	21	0	75
5	12	RABIES	Male	0	0	0	0	1	0	0	0	0	1
			Female	0	0	0	0	0	0	0	0	0	0
			Total	0	0	0	0	1	0	0	0	0	1
6	14	OTHER AND UNSPECIFIED NEOPLASM	Male	0	0	5	10	7	15	3	7	0	47
			Female	0	0	0	3	2	0	2	2	0	9
			Total	0	0	5	13	9	15	5	9	0	56
7	15	DIABETES MELLITUS	Male	0	0	0	10	16	13	8	9	0	56
			Female	0	0	0	3	5	6	3	8	0	25
			Total	0	0	0	13	21	19	11	17	0	81
8	16	OTHER ANAEMIAS(D50-D55,D57-D64	Male	0	0	3	5	2	2	1	1	0	14
			Female	0	0	0	1	2	2	0	0	0	5
			Total	0	0	3	6	4	4	1	1	0	19
9	17	OTHER VIRAL ENCEPHALITIS	Male	0	0	0	4	0	0	0	1	0	5
			Female	0	0	0	0	1	1	0	1	0	3
			Total	0	0	0	4	1	1	0	2	0	8
10	18	OTHER FORMS OF HEART DISEASES	Male	0	2	20	60	62	60	37	72	0	313
			Female	0	0	0	2	7	17	10	49	0	85

**TABLE D-20 DEATHS BY SELECTED CAUSE OF DEATH, AGE, SEX AND HABITS-(URBAN) - 2023**

SL. No.	CAUSE ID	Selected cause of death	Sex	Age Group									Total
				Below 15	15-24	25-34	35-44	45-54	55-64	65-69	70 & above	Age not Stated	
1	2	3	4	5	6	7	8	9	10	11	12	13	14
			Total	0	2	20	62	69	77	47	121	0	398
11	19	PNEUMONIA	Male	0	1	10	24	22	29	10	23	0	119
			Female	0	0	2	1	2	9	4	12	0	30
			Total	0	1	12	25	24	38	14	35	0	149
12	20	INFLUENZA	Male	0	0	0	0	0	3	0	0	0	3
			Female	0	0	0	0	0	0	0	0	0	0
			Total	0	0	0	0	0	3	0	0	0	3
13	21	ASTHMA	Male	0	0	1	7	9	11	5	20	0	53
			Female	0	0	0	1	2	2	6	9	0	20
			Total	0	0	1	8	11	13	11	29	0	73
14	22	OTHER VIRAL HEPATITIS (Jaundice)	Male	0	0	6	16	7	3	1	0	0	33
			Female	0	0	0	1	0	1	0	0	0	2
			Total	0	0	6	17	7	4	1	0	0	35
15	23	DISEASES OF THE LIVER	Male	0	1	41	129	91	35	14	8	0	319
			Female	0	0	0	1	6	6	4	5	0	22
			Total	0	1	41	130	97	41	18	13	0	341
16	24	GASTRIC AND DUODENAL ULCER	Male	0	0	1	1	0	0	0	0	0	2
			Female	0	0	0	0	1	0	1	0	0	2
			Total	0	0	1	1	1	0	1	0	0	4
17	25	DISEASES OF APPENDIX	Male	0	0	0	2	1	0	0	0	0	3
			Female	0	0	0	0	1	0	0	0	0	1
			Total	0	0	0	2	2	0	0	0	0	4
18	30	CEREBROVASCULAR DISEASES	Male	0	0	3	16	15	21	8	15	0	78
			Female	0	0	0	1	1	4	4	14	0	24
			Total	0	0	3	17	16	25	12	29	0	102
19	31	SENILITY	Male	0	0	0	0	0	14	28	68	0	110
			Female	0	0	0	0	0	2	8	61	4	75
			Total	0	0	0	0	0	16	36	129	4	185
20	32	Others not else where classified	Male	0	8	19	13	15	6	1	3	0	65
			Female	0	0	2	0	1	0	0	1	0	4
			Total	0	8	21	13	16	6	1	4	0	69
21	33	BITES OF SNAKES AND OTHER VENOMOUS ANIMALS	Male	0	1	1	1	0	0	1	2	0	6
			Female	0	0	0	0	1	0	0	0	0	1
			Total	0	1	1	1	1	0	1	2	0	7
22	34	BURNS AND CORROSIONS	Male	0	0	0	0	0	0	0	0	0	0
			Female	0	0	0	0	0	1	0	0	0	1
			Total	0	0	0	0	0	1	0	0	0	1
23	35	ACCIDENTAL FALLS	Male	0	1	5	3	8	3	0	4	0	24
			Female	0	0	0	0	0	1	0	1	0	2
			Total	0	1	5	3	8	4	0	5	0	26
24	36	POISONINGS BY DRUGS AND BIOLOG	Male	0	1	8	10	12	8	1	11	0	51
			Female	0	0	0	0	2	2	1	3	0	8
			Total	0	1	8	10	14	10	2	14	0	59
25	37	MOTOR VEHICLE TRAFFIC ACCIDENT	Male	0	1	2	7	4	1	0	2	0	17
			Female	0	0	0	0	0	0	0	0	0	0
			Total	0	1	2	7	4	1	0	2	0	17
26	38	OTHER ROAD VEHICLE ACCIDENTS	Male	0	0	3	12	3	6	2	3	0	29
			Female	0	0	0	0	0	2	0	0	0	2
			Total	0	0	3	12	3	8	2	3	0	31
27	39	INTENTIONAL SELF-HARM(SUICIDE-ATTEMPTED)	Male	0	5	12	12	9	6	2	3	0	49
			Female	0	1	0	0	1	0	0	1	0	3
			Total	0	6	12	12	10	6	2	4	0	52
28	40	ASSAULT(HOMICIDE)	Male	0	0	0	0	1	0	0	0	0	1
			Female	0	0	0	0	0	0	0	0	0	0
			Total	0	0	0	0	1	0	0	0	0	1
29	42	Viral Fever	Male	0	0	0	2	1	0	1	0	0	4
			Female	0	0	0	0	0	0	0	0	0	0
			Total	0	0	0	2	1	0	1	0	0	4
30	43	RENAL FAILURE and OTHER DISORDERS OF KIDNEY AND URETER	Male	0	0	18	35	24	20	10	15	0	122
			Female	0	0	0	1	2	3	1	8	0	15
			Total	0	0	18	36	26	23	11	23	0	137
31	44	SEPTICAEMIA	Male	0	0	4	21	16	14	4	20	0	79
			Female	0	0	0	3	2	5	3	18	0	31
			Total	0	0	4	24	18	19	7	38	0	110

TABLE D-20 DEATHS BY SELECTED CAUSE OF DEATH, AGE, SEX AND HABITS-(URBAN) - 2023

SL. No.	CAUSE ID	Selected cause of death	Sex	Age Group									Total
				Below 15	15-24	25-34	35-44	45-54	55-64	65-69	70 & above	Age not Stated	
1	2	3	4	5	6	7	8	9	10	11	12	13	14
32	47	TUBERCULOSIS OF OTHER ORGANS AND MILIARY TUBERCULOSIS	Male	0	0	5	7	9	4	1	2	0	28
			Female	0	0	0	0	2	2	1	0	0	5
			Total	0	0	5	7	11	6	2	2	0	33
33	49	HUMAN IMMUNODEFICIENCY VIRUS[HIV]DISEASE	Male	0	0	0	5	5	1	1	2	0	14
			Female	0	0	0	3	0	0	0	0	0	3
			Total	0	0	0	8	5	1	1	2	0	17
34	50	MALIGNANT NEOPLASMS OF LIP, ORAL CAVITY AND PHARYNX	Male	0	0	2	10	11	5	5	11	0	44
			Female	0	0	0	0	6	10	4	24	0	44
			Total	0	0	2	10	17	15	9	35	0	88
35	51	MALIGNANT NEOPLASM OF OESOPHAGUS	Male	0	0	0	0	6	1	3	3	0	13
			Female	0	0	0	0	0	0	2	1	0	3
			Total	0	0	0	0	6	1	5	4	0	16
36	52	MALIGNANT NEOPLASM OF STOMACH	Male	0	0	2	1	6	3	3	3	0	18
			Female	0	0	0	0	1	2	1	4	0	8
			Total	0	0	2	1	7	5	4	7	0	26
37	53	MALIGNANT NEOPLASMS OF LIVER AND INTRAHEPATIC BILE DUCTS	Male	0	0	3	11	9	3	1	2	0	29
			Female	0	0	0	1	3	1	1	0	0	6
			Total	0	0	3	12	12	4	2	2	0	35
38	54	MALIGNANT NEOPLASMS OF LARYNX, TRACHEA, BRONCHUS AND LUNG	Male	0	0	8	5	9	14	8	13	0	57
			Female	0	0	0	2	3	4	4	6	0	19
			Total	0	0	8	7	12	18	12	19	0	76
39	55	MALIGNANT NEOPLASM OF BREAST	Male	0	0	0	0	0	0	0	0	0	0
			Female	0	0	0	0	0	4	4	3	0	11
			Total	0	0	0	0	0	4	4	3	0	11
40	56	OTHER MALIGNANT NEOPLASM OF FEMALE GENITAL ORGANS	Male	0	0	0	0	0	0	0	0	0	0
			Female	0	0	0	0	1	2	0	1	0	4
			Total	0	0	0	0	1	2	0	1	0	4
41	57	MALIGNANT NEOPLASM OF PROSTATE	Male	0	0	0	0	0	0	1	0	0	1
			Female	0	0	0	0	0	0	0	0	0	0
			Total	0	0	0	0	0	0	1	0	0	1
42	58	MALIGNANT NEOPLASM OF BLADDER	Male	0	0	0	3	3	1	0	2	0	9
			Female	0	0	0	0	0	0	0	0	0	0
			Total	0	0	0	3	3	1	0	2	0	9
43	59	MALIGNANT NEOPLASMS OF MENINGES,BRAIN AND OTHER PARTS OF CENTRAL NERVOUS	Male	0	0	0	1	4	3	1	1	0	10
			Female	0	0	0	0	0	0	0	2	0	2
			Total	0	0	0	1	4	3	1	3	0	12
44	60	LEUKAEMIA	Male	0	0	0	2	2	0	0	1	0	5
			Female	0	0	0	0	0	1	0	0	0	1
			Total	0	0	0	2	2	1	0	1	0	6
45	61	OTHER PROTEIN-ENERGY MALNUTRITION	Male	0	0	2	6	4	3	2	0	0	17
			Female	0	0	0	0	1	0	0	1	0	2
			Total	0	0	2	6	5	3	2	1	0	19
46	62	DISORDERS OF THYROID GLAND	Male	0	0	0	0	0	0	1	0	0	1
			Female	0	0	0	0	0	1	0	0	0	1
			Total	0	0	0	0	0	1	1	0	0	2
47	63	SCHIZOPHRENIA, SCHIZOTYPAL & DELUSIONA and MENTAL BEHAVIOURAL DISORDERS	Male	0	0	0	2	0	2	1	0	0	5
			Female	0	0	0	0	0	0	0	0	0	0
			Total	0	0	0	2	0	2	1	0	0	5
48	64	OTHER INFLAMMATORY DISEASES OF THE CENTRAL NERVOUS SYSTEM	Male	0	1	1	2	3	4	0	0	0	11
			Female	0	0	0	1	0	2	1	0	0	4
			Total	0	1	1	3	3	6	1	0	0	15
49	65	EPILEPSY	Male	0	0	2	1	5	3	0	1	0	12
			Female	0	0	0	0	1	0	0	1	0	2
			Total	0	0	2	1	6	3	0	2	0	14
50	66	HYPERTENSIVE HEART DISEASES	Male	0	7	29	73	75	59	22	55	0	320
			Female	0	0	0	1	2	12	8	30	0	53
			Total	0	7	29	74	77	71	30	85	0	373
51	67	ACUTE MYOCARDIAL INFARCTION	Male	0	4	41	101	101	100	40	104	1	492
			Female	0	0	3	6	23	32	20	62	1	147
			Total	0	4	44	107	124	132	60	166	2	639
52	68	ARTERIAL EMBOLISM AND THROMBOSISPHLEBITIS,THROMBOPHLEBITIS,VENOUS EMBOLISM AND THROMBOSIS	Male	0	0	1	1	2	0	0	2	0	6
			Female	0	0	0	0	0	0	0	1	0	1
			Total	0	0	1	1	2	0	0	3	0	7

TABLE D-20 DEATHS BY SELECTED CAUSE OF DEATH, AGE, SEX AND HABITS-(URBAN) - 2023

SL. No.	CAUSE ID	Selected cause of death	Sex	Age Group										Total
				Below 15	15-24	25-34	35-44	45-54	55-64	65-69	70 & above	Age not Stated		
1	2	3	4	5	6	7	8	9	10	11	12	13	14	
53	69	BRONCHITIS ,BRONCHIOLITIS and UNSPECIFIED EMPHYSEMA	Male	0	0	2	5	5	10	2	7	0	31	
			Female	0	0	0	0	2	1	1	4	0	8	
			Total	0	0	2	5	7	11	3	11	0	39	
54	70	PLEURISY	Male	0	0	0	0	0	1	0	0	0	1	
			Female	0	0	0	0	0	0	0	0	0	0	
			Total	0	0	0	0	0	1	0	0	0	1	
55	71	PARALYTIC ILEUS AND INTESTINAL OBSTRUCTION WITHOUT HERNIA	Male	0	0	1	2	11	14	4	12	0	44	
			Female	0	0	1	1	2	1	5	7	0	17	
			Total	0	0	2	3	13	15	9	19	0	61	
56	72	PERITONITIS	Male	0	0	0	0	0	0	0	0	0	0	
			Female	0	0	0	0	0	1	2	4	0	7	
			Total	0	0	0	0	0	1	2	4	0	7	
57	73	CHOLELITHIASIS AND CHOLECYSTIT	Male	0	0	0	8	6	2	1	1	0	18	
			Female	0	0	0	0	0	0	0	0	0	0	
			Total	0	0	0	8	6	2	1	1	0	18	
58	74	DISORDERS OF THE PANCREAS	Male	0	0	2	3	2	1	0	1	0	9	
			Female	0	0	0	0	0	1	0	0	0	1	
			Total	0	0	2	3	2	2	0	1	0	10	
59	75	RHEUMATOID ARTHRITIS AND OTHER	Male	0	0	0	0	0	0	0	0	0	0	
			Female	0	0	0	0	0	1	0	0	0	1	
			Total	0	0	0	0	0	1	0	0	0	1	
60	82	FEVER OF UNKNOWN ORIGIN	Male	0	0	3	3	1	2	3	4	0	16	
			Female	0	0	0	0	0	0	1	3	0	4	
			Total	0	0	3	3	1	2	4	7	0	20	
61	83	SHOCK, NOT ELSEWHERE CLASSIFIE	Male	1	0	14	32	32	24	11	18	0	132	
			Female	1	0	0	5	6	10	4	11	0	37	
			Total	2	0	14	37	38	34	15	29	0	169	
62	84	FRACTURE OF SKULL AND FACIAL B	Male	0	0	1	1	0	0	0	0	0	2	
			Female	0	0	0	0	0	0	0	0	0	0	
			Total	0	0	1	1	0	0	0	0	0	2	
63	88	FRACTURES INVOLVING MULTIPLE BODY REGIONS, AND OF UNSPECIFIED BODY REGION	Male	0	0	0	1	3	3	0	0	0	7	
			Female	0	0	0	0	0	0	0	0	0	0	
			Total	0	0	0	1	3	3	0	0	0	7	
64	89	INTRACRANIAL AND INTERNAL INJU	Male	0	0	1	3	0	2	0	0	0	6	
			Female	0	0	0	0	0	0	1	0	0	1	
			Total	0	0	1	3	0	2	1	0	0	7	
65	90	CRUSHING INJURIES AND TRAUMATIC AMPUTATIONS OF SPECIFIED AND MULTIPLE BODY REGIONS	Male	0	0	1	1	1	0	0	0	0	3	
			Female	0	0	0	0	0	0	0	0	0	0	
			Total	0	0	1	1	1	0	0	0	0	3	
66	91	OTHER INJURIES OF SPECIFIED, UNSPECIFIED AND MULTIPLE BODY REGIONS	Male	0	0	1	1	2	0	1	3	0	8	
			Female	0	0	1	0	1	0	0	0	0	2	
			Total	0	0	2	1	3	0	1	3	0	10	
67	92	EFFECTS OF FOREIGN BODY ENTERING THROUGH NATURAL ORIFICE	Male	0	0	0	2	0	0	0	1	0	3	
			Female	0	0	0	1	0	0	0	0	0	1	
			Total	0	0	0	3	0	0	0	1	0	4	
68	93	RAILWAY ACCIDENTS	Male	0	1	1	1	3	0	0	0	0	6	
			Female	0	0	0	0	0	0	0	0	0	0	
			Total	0	1	1	1	3	0	0	0	0	6	
69	96	ALL OTHER TRANSPORT ACCIDENTS	Male	0	0	3	3	0	4	1	2	0	13	
			Female	0	0	0	0	3	0	0	1	0	4	
			Total	0	0	3	3	3	4	1	3	0	17	
70	97	ACCIDENTAL DROWING AND SUBMERS	Male	0	1	2	2	0	3	0	1	0	9	
			Female	0	0	0	0	1	1	0	0	0	2	
			Total	0	1	2	2	1	4	0	1	0	11	
71	98	EXPOSURE TO SMOKE, FIRE AND FLAMES	Male	0	0	0	0	0	1	0	0	0	1	
			Female	0	0	0	0	0	0	0	0	0	0	
			Total	0	0	0	0	0	1	0	0	0	1	
72	100	ACCIDENTS CAUSED BY MACHINERY, AND BY CUTTING PIERCING INSTRUMENTS	Male	0	0	0	0	0	0	0	1	0	1	
			Female	0	0	0	0	0	0	0	0	0	0	
			Total	0	0	0	0	0	0	0	1	0	1	
73	102	ACCIDENTAL POISONING BY AND EXPOSURE TO NOXIOUS SUBSTANCES	Male	0	0	3	3	1	3	0	1	0	11	
			Female	0	0	0	0	0	0	0	0	0	0	
			Total	0	0	3	3	1	3	0	1	0	11	
74	104	SUN STROKE	Male	0	0	0	3	3	3	1	4	0	14	

TABLE D-20 DEATHS BY SELECTED CAUSE OF DEATH, AGE, SEX AND HABITS-(URBAN) - 2023

SL. No.	CAUSE ID	Selected cause of death	Sex	Age Group									Total	
				Below 15	15-24	25-34	35-44	45-54	55-64	65-69	70 & above	Age not Stated		
1	2	3	4	5	6	7	8	9	10	11	12	13	14	
			Female	0	0	0	0	0	2	0	0	0	0	2
			Total	0	0	0	3	3	5	1	4	0	0	16
		<b>Total</b>	<b>Male</b>	<b>1</b>	<b>36</b>	<b>303</b>	<b>720</b>	<b>669</b>	<b>561</b>	<b>255</b>	<b>564</b>	<b>1</b>	<b>3110</b>	
			<b>Female</b>	<b>1</b>	<b>1</b>	<b>10</b>	<b>41</b>	<b>98</b>	<b>158</b>	<b>109</b>	<b>364</b>	<b>5</b>	<b>787</b>	
			<b>Total</b>	<b>0</b>	<b>1</b>	<b>1</b>	<b>1</b>	<b>1</b>	<b>2</b>	<b>0</b>	<b>1</b>	<b>0</b>	<b>3897</b>	
		<b>Only drinking alcohol</b>												
1	2	TYPHOID FEVER AND PARATYPHOID	Male	0	2	1	3	3	5	0	0	0	14	
			Female	0	0	0	0	0	0	0	0	0	0	
			Total	0	2	1	3	3	5	0	0	0	14	
2	3	FOOD POISONING	Male	0	0	1	5	1	0	0	0	0	7	
			Female	0	0	0	0	1	0	0	0	0	1	
			Total	0	0	1	5	2	0	0	0	0	8	
3	4	DIARRHOEA AND GASTROENTERITIS	Male	0	0	4	8	4	5	0	1	0	22	
			Female	0	0	0	0	1	0	0	0	0	1	
			Total	0	0	4	8	5	5	0	1	0	23	
4	5	RESPIRATORY TUBERCULOSIS	Male	0	1	28	44	41	30	8	26	0	178	
			Female	0	0	1	1	0	0	0	1	0	3	
			Total	0	1	29	45	41	30	8	27	0	181	
5	12	RABIES	Male	0	0	0	0	3	1	0	0	0	4	
			Female	0	0	0	0	0	0	0	0	0	0	
			Total	0	0	0	0	3	1	0	0	0	4	
6	14	OTHER AND UNSPECIFIED NEOPLASM	Male	0	0	6	18	22	24	4	13	0	87	
			Female	0	0	0	0	0	1	0	1	0	2	
			Total	0	0	6	18	22	25	4	14	0	89	
7	15	DIABETES MELLITUS	Male	0	0	8	50	56	49	17	22	0	202	
			Female	0	0	0	0	0	6	0	2	0	8	
			Total	0	0	8	50	56	55	17	24	0	210	
8	16	OTHER ANAEMIAS(D50-D55,D57-D64	Male	0	2	10	15	18	11	1	12	0	69	
			Female	0	0	1	1	3	0	0	0	0	5	
			Total	0	2	11	16	21	11	1	12	0	74	
9	17	OTHER VIRAL ENCEPHALITIS	Male	0	1	4	8	5	2	0	1	0	21	
			Female	0	0	0	1	1	1	0	1	0	4	
			Total	0	1	4	9	6	3	0	2	0	25	
10	18	OTHER FORMS OF HEART DISEASES	Male	0	6	49	181	214	165	58	136	0	809	
			Female	0	0	0	6	10	6	1	9	0	32	
			Total	0	6	49	187	224	171	59	145	0	841	
11	19	PNEUMONIA	Male	0	4	49	88	107	100	34	72	0	454	
			Female	0	0	1	1	6	6	0	5	0	19	
			Total	0	4	50	89	113	106	34	77	0	473	
12	20	INFLUENZA	Male	0	0	0	2	0	3	0	0	0	5	
			Female	0	0	0	0	0	0	0	1	0	1	
			Total	0	0	0	2	0	3	0	1	0	6	
13	21	ASTHMA	Male	0	0	1	22	30	41	12	56	0	162	
			Female	0	0	0	2	1	1	1	1	0	6	
			Total	0	0	1	24	31	42	13	57	0	168	
14	22	OTHER VIRAL HEPATITIS (Jaundice)	Male	0	1	28	45	29	14	2	1	0	120	
			Female	0	0	0	2	0	0	0	0	0	2	
			Total	0	1	28	47	29	14	2	1	0	122	
15	23	DISEASES OF THE LIVER	Male	0	12	222	535	401	206	53	46	1	1476	
			Female	0	0	1	6	18	12	5	7	0	49	
			Total	0	12	223	541	419	218	58	53	1	1525	
16	24	GASTRIC AND DUODENAL ULCER	Male	0	0	2	4	5	3	1	1	0	16	
			Female	0	0	0	0	1	0	0	0	0	1	
			Total	0	0	2	4	6	3	1	1	0	17	
17	25	DISEASES OF APPENDIX	Male	0	0	3	5	4	1	0	0	0	13	
			Female	0	0	0	0	0	0	0	0	0	0	
			Total	0	0	3	5	4	1	0	0	0	13	
18	26	Genital Urinary system	Male	0	0	0	0	1	1	0	0	0	2	
			Female	0	0	0	0	0	0	0	0	0	0	
			Total	0	0	0	0	1	1	0	0	0	2	
19	29	BIRTH TRAUMA	Male	1	0	0	0	0	0	0	0	0	1	
			Female	1	0	0	0	0	0	0	0	0	1	
			Total	2	0	0	0	0	0	0	0	0	2	
20	30	CEREBROVASCULAR DISEASES	Male	0	0	11	43	55	59	24	56	0	248	
			Female	0	0	0	1	1	6	2	4	0	14	

**TABLE D-20 DEATHS BY SELECTED CAUSE OF DEATH, AGE, SEX AND HABITS-(URBAN) - 2023**

SL. No.	CAUSE ID	Selected cause of death	Sex	Age Group									Total
				Below 15	15-24	25-34	35-44	45-54	55-64	65-69	70 & above	Age not Stated	
1	2	3	4	5	6	7	8	9	10	11	12	13	14
			Total	0	0	11	44	56	65	26	60	0	262
21	31	SENILITY	Male	0	0	0	0	0	64	66	133	0	263
			Female	0	0	0	0	0	6	1	16	1	24
			Total	0	0	0	0	0	70	67	149	1	287
22	32	Others not else where classified	Male	0	11	55	41	50	16	4	6	0	183
			Female	0	0	0	0	0	0	0	0	0	0
			Total	0	11	55	41	50	16	4	6	0	183
23	33	BITES OF SNAKES AND OTHER VENOMOUS ANIMALS	Male	0	1	2	4	2	3	2	5	0	19
			Female	0	0	0	0	0	0	0	0	0	0
			Total	0	1	2	4	2	3	2	5	0	19
24	34	BURNS AND CORROSIONS	Male	0	1	3	5	3	3	0	1	0	16
			Female	0	0	0	1	0	0	0	0	0	1
			Total	0	1	3	6	3	3	0	1	0	17
25	35	ACCIDENTAL FALLS	Male	0	3	18	32	39	16	8	8	0	124
			Female	0	0	0	0	1	0	2	0	0	3
			Total	0	3	18	32	40	16	10	8	0	127
26	36	POISONINGS BY DRUGS AND BIOLOG	Male	0	13	54	76	71	47	13	20	0	294
			Female	0	0	1	1	3	3	1	3	0	12
			Total	0	13	55	77	74	50	14	23	0	306
27	37	MOTOR VEHICLE TRAFFIC ACCIDENT	Male	0	3	15	10	14	7	3	1	0	53
			Female	0	0	0	0	1	0	0	0	0	1
			Total	0	3	15	10	15	7	3	1	0	54
28	38	OTHER ROAD VEHICLE ACCIDENTS	Male	0	2	13	15	18	10	4	7	0	69
			Female	0	0	0	0	0	1	0	0	0	1
			Total	0	2	13	15	18	11	4	7	0	70
29	39	INTENTIONAL SELF-HARM(SUICIDE-ATTEMPTED)	Male	0	9	31	68	39	22	6	6	0	181
			Female	0	0	2	0	1	1	0	1	0	5
			Total	0	9	33	68	40	23	6	7	0	186
30	40	ASSAULT(HOMICIDE)	Male	0	6	7	3	5	0	0	2	0	23
			Female	0	0	0	0	0	0	0	0	0	0
			Total	0	6	7	3	5	0	0	2	0	23
31	42	Viral Fever	Male	0	0	2	7	1	0	2	1	0	13
			Female	0	0	0	0	0	0	0	0	0	0
			Total	0	0	2	7	1	0	2	1	0	13
32	43	RENAL FAILURE and OTHER DISORDERS OF KIDNEY AND URETER	Male	0	5	43	107	103	73	27	41	0	399
			Female	0	0	1	0	3	4	1	2	0	11
			Total	0	5	44	107	106	77	28	43	0	410
33	44	SEPTICAEMIA	Male	0	6	42	118	107	80	31	65	0	449
			Female	0	0	1	4	5	8	2	3	0	23
			Total	0	6	43	122	112	88	33	68	0	472
34	46	COVID 19 VIRUS IDENTIFIED	Male	0	0	0	1	0	0	0	0	0	1
			Female	0	0	0	0	0	0	0	0	0	0
			Total	0	0	0	1	0	0	0	0	0	1
35	47	TUBERCULOSIS OF OTHER ORGANS AND MILIARY TUBERCULOSIS	Male	0	2	14	25	21	16	5	8	0	91
			Female	0	0	0	0	2	0	0	0	0	2
			Total	0	2	14	25	23	16	5	8	0	93
36	49	HUMAN IMMUNODEFICIENCY VIRUS[HIV]DISEASE	Male	0	0	0	12	12	0	3	1	0	28
			Female	0	0	0	2	0	0	0	0	0	2
			Total	0	0	0	14	12	0	3	1	0	30
37	50	MALIGNANT NEOPLASMS OF LIP, ORAL CAVITY AND PHARYNX	Male	0	0	5	17	27	35	8	22	0	114
			Female	0	0	0	1	0	3	0	3	0	7
			Total	0	0	5	18	27	38	8	25	0	121
38	51	MALIGNANT NEOPLASM OF OESOPHAGUS	Male	0	0	0	2	9	10	5	5	0	31
			Female	0	0	0	0	0	0	0	1	0	1
			Total	0	0	0	2	9	10	5	6	0	32
39	52	MALIGNANT NEOPLASM OF STOMACH	Male	0	0	3	3	10	10	5	8	0	39
			Female	0	0	0	0	0	0	0	1	0	1
			Total	0	0	3	3	10	10	5	9	0	40
40	53	MALIGNANT NEOPLASMS OF LIVER AND INTRAHEPATIC BILE DUCTS	Male	0	1	9	32	25	21	5	16	0	109
			Female	0	0	0	1	3	1	0	0	0	5
			Total	0	1	9	33	28	22	5	16	0	114
41	54	MALIGNANT NEOPLASMS OF LARYNX, TRACHEA, BRONCHUS AND LUNG	Male	0	1	8	15	29	48	20	24	0	145
			Female	0	0	0	0	0	0	0	4	0	4
			Total	0	1	8	15	29	48	20	28	0	149

TABLE D-20 DEATHS BY SELECTED CAUSE OF DEATH, AGE, SEX AND HABITS-(URBAN) - 2023

SL. No.	CAUSE ID	Selected cause of death	Sex	Age Group									Total
				Below 15	15-24	25-34	35-44	45-54	55-64	65-69	70 & above	Age not Stated	
1	2	3	4	5	6	7	8	9	10	11	12	13	14
42	55	MALIGNANT NEOPLASM OF BREAST	Male	0	0	0	0	0	0	0	0	0	0
			Female	0	0	0	0	1	2	0	0	0	3
			Total	0	0	0	0	1	2	0	0	0	3
43	56	OTHER MALIGNANT NEOPLASM OF FEMALE GENITAL ORGANS	Male	0	0	0	0	0	0	0	0	0	0
			Female	0	0	0	0	0	3	0	1	0	4
			Total	0	0	0	0	0	3	0	1	0	4
44	57	MALIGNANT NEOPLASM OF PROSTATE	Male	0	0	0	0	0	1	0	2	0	3
			Female	0	0	0	0	0	0	0	0	0	0
			Total	0	0	0	0	0	1	0	2	0	3
45	58	MALIGNANT NEOPLASM OF BLADDER	Male	0	0	0	7	10	7	4	8	0	36
			Female	0	0	0	1	0	0	0	0	0	1
			Total	0	0	0	8	10	7	4	8	0	37
46	59	MALIGNANT NEOPLASMS OF MENINGES,BRAIN AND OTHER PARTS OF CENTRAL NERVOUS	Male	0	0	1	9	5	5	2	0	0	22
			Female	0	0	0	0	0	0	0	0	0	0
			Total	0	0	1	9	5	5	2	0	0	22
47	60	LEUKAEMIA	Male	0	0	0	3	1	6	1	4	0	15
			Female	0	0	0	0	0	0	0	0	0	0
			Total	0	0	0	3	1	6	1	4	0	15
48	61	OTHER PROTEIN-ENERGY MALNUTRITION	Male	0	1	5	10	4	7	2	0	0	29
			Female	0	0	0	0	1	0	0	1	0	2
			Total	0	1	5	10	5	7	2	1	0	31
49	62	DISORDERS OF THYROID GLAND	Male	0	0	0	0	0	0	1	0	0	1
			Female	0	0	0	0	0	0	0	0	0	0
			Total	0	0	0	0	0	0	1	0	0	1
50	63	SCHIZOPHRENIA, SCHIZOTYPAL & DELUSIONA and MENTAL BEHAVIOURAL DISORDERS	Male	0	0	2	6	4	5	3	0	0	20
			Female	0	0	0	0	0	0	0	0	0	0
			Total	0	0	2	6	4	5	3	0	0	20
51	64	OTHER INFLAMMATORY DISEASES OF THE CENTRAL NERVOUS SYSTEM	Male	0	1	6	16	13	14	3	9	0	62
			Female	0	0	0	0	0	0	0	0	0	0
			Total	0	1	6	16	13	14	3	9	0	62
52	65	EPILEPSY	Male	0	3	9	14	17	8	2	5	0	58
			Female	0	0	0	0	0	0	0	0	0	0
			Total	0	3	9	14	17	8	2	5	0	58
53	66	HYPERTENSIVE HEART DISEASES	Male	0	6	66	162	190	135	54	93	0	706
			Female	0	0	0	2	3	2	1	7	0	15
			Total	0	6	66	164	193	137	55	100	0	721
54	67	ACUTE MYOCARDIAL INFARCTION	Male	0	8	114	275	359	291	93	177	1	1318
			Female	0	1	1	6	15	17	8	16	0	64
			Total	0	9	115	281	374	308	101	193	1	1382
55	68	ARTERIAL EMBOLISM AND THROMBOSISPHEBITIS,THROMBOP HLEBITIS,VENOUS EMBOLISM AND THROMBOSIS	Male	0	0	1	3	4	3	0	4	0	15
			Female	0	0	0	0	0	0	1	0	0	1
			Total	0	0	1	3	4	3	1	4	0	16
56	69	BRONCHITIS ,BRONCHIOLITIS and UNSPECIFIED EMPHYSEMA	Male	0	0	15	33	21	34	14	32	0	149
			Female	0	0	0	0	1	1	1	3	0	6
			Total	0	0	15	33	22	35	15	35	0	155
57	70	PLEURISY	Male	0	0	0	0	0	3	0	0	0	3
			Female	0	0	0	0	0	0	0	0	0	0
			Total	0	0	0	0	0	3	0	0	0	3
58	71	PARALYTIC ILEUS AND INTestinal OBSTRUCTION WITHOUT HERNIA	Male	0	0	2	9	24	28	10	19	0	92
			Female	0	0	0	0	1	0	0	3	0	4
			Total	0	0	2	9	25	28	10	22	0	96
59	72	PERITONITIS	Male	0	0	2	3	8	4	2	2	0	21
			Female	0	0	0	0	0	0	0	0	0	0
			Total	0	0	2	3	8	4	2	2	0	21
60	73	CHOLELITHIASIS AND CHOLECYSTITT	Male	0	0	1	17	14	7	1	1	0	41
			Female	0	0	0	0	0	0	0	0	0	0
			Total	0	0	1	17	14	7	1	1	0	41
61	74	DISORDERS OF THE PANCREAS	Male	0	1	24	17	18	12	2	3	0	77
			Female	0	1	0	0	0	0	0	0	0	1
			Total	0	2	24	17	18	12	2	3	0	78
62	75	RHEUMATOID ARTHRITIS AND OTHER	Male	0	0	1	0	0	0	0	1	0	2
			Female	0	0	0	0	0	0	0	0	0	0
			Total	0	0	1	0	0	0	0	1	0	2



**TABLE D-20 DEATHS BY SELECTED CAUSE OF DEATH, AGE, SEX AND HABITS-(URBAN) - 2023**

SL. No.	CAUSE ID	Selected cause of death	Sex	Age Group									Total	
				Below 15	15-24	25-34	35-44	45-54	55-64	65-69	70 & above	Age not Stated		
1	2	3	4	5	6	7	8	9	10	11	12	13	14	
63	82	FEVER OF UNKNOWN ORIGIN	Male	0	0	8	10	11	5	6	3	0	0	43
			Female	0	0	0	0	0	0	0	0	1	0	1
			Total	0	0	8	10	11	5	6	4	0	0	44
64	83	SHOCK, NOT ELSEWHERE CLASSIFIED	Male	0	4	51	121	110	83	23	40	0	0	432
			Female	0	0	2	4	5	5	2	2	0	0	20
			Total	0	4	53	125	115	88	25	42	0	0	452
65	84	FRACTURE OF SKULL AND FACIAL BONES	Male	0	1	0	2	0	0	0	1	0	0	4
			Female	0	0	0	0	0	0	0	0	0	0	0
			Total	0	1	0	2	0	0	0	1	0	0	4
66	85	FRACTURE OF NECK, THORAX OR PELVIS	Male	0	0	0	0	2	0	0	1	0	0	3
			Female	0	0	0	0	0	0	0	0	0	0	0
			Total	0	0	0	0	2	0	0	1	0	0	3
67	86	FRACTURE OF UPPER LIMB	Male	0	0	0	1	1	0	0	1	0	0	3
			Female	0	0	0	0	0	0	0	0	0	0	0
			Total	0	0	0	1	1	0	0	1	0	0	3
68	87	FRACTURE OF LOWER LIMB	Male	0	0	0	1	0	2	0	0	0	0	3
			Female	0	0	0	0	0	0	0	0	0	0	0
			Total	0	0	0	1	0	2	0	0	0	0	3
69	88	FRACTURES INVOLVING MULTIPLE BODY REGIONS, AND OF UNSPECIFIED BODY REGION	Male	0	0	3	3	3	5	0	1	0	0	15
			Female	0	0	0	0	0	0	0	0	0	0	0
			Total	0	0	3	3	3	5	0	1	0	0	15
70	89	INTRACRANIAL AND INTERNAL INJURIES	Male	0	1	3	6	5	3	0	2	0	0	20
			Female	0	0	0	0	0	0	0	0	0	0	0
			Total	0	1	3	6	5	3	0	2	0	0	20
71	90	CRUSHING INJURIES AND TRAUMATIC AMPUTATIONS OF SPECIFIED AND MULTIPLE BODY REGIONS	Male	0	0	1	3	1	2	0	1	0	0	8
			Female	0	0	0	0	0	0	0	0	0	0	0
			Total	0	0	1	3	1	2	0	1	0	0	8
72	91	OTHER INJURIES OF SPECIFIED, UNSPECIFIED AND MULTIPLE BODY REGIONS	Male	0	1	2	9	4	3	2	5	0	0	26
			Female	0	0	0	0	0	0	0	1	0	0	1
			Total	0	1	2	9	4	3	2	6	0	0	27
73	92	EFFECTS OF FOREIGN BODY ENTERING THROUGH NATURAL ORIFICE	Male	0	0	0	3	0	3	0	1	0	0	7
			Female	0	0	0	0	0	0	0	0	0	0	0
			Total	0	0	0	3	0	3	0	1	0	0	7
74	93	RAILWAY ACCIDENTS	Male	0	1	1	2	3	2	0	2	0	0	11
			Female	0	0	0	0	0	0	0	0	0	0	0
			Total	0	1	1	2	3	2	0	2	0	0	11
75	94	WATER TRANSPORT ACCIDENTS	Male	0	0	0	2	1	0	0	0	0	0	3
			Female	0	0	0	0	0	0	0	0	0	0	0
			Total	0	0	0	2	1	0	0	0	0	0	3
76	96	ALL OTHER TRANSPORT ACCIDENTS	Male	0	1	6	5	4	5	1	2	0	0	24
			Female	0	0	0	0	0	0	0	0	0	0	0
			Total	0	1	6	5	4	5	1	2	0	0	24
77	97	ACCIDENTAL DROWING AND SUBMERSIONS	Male	0	3	8	8	7	10	1	1	0	0	38
			Female	0	0	0	0	0	0	0	0	0	0	0
			Total	0	3	8	8	7	10	1	1	0	0	38
78	98	EXPOSURE TO SMOKE, FIRE AND FLAMES	Male	0	0	0	0	0	1	0	0	0	0	1
			Female	0	0	0	0	0	0	0	0	0	0	0
			Total	0	0	0	0	0	1	0	0	0	0	1
79	100	ACCIDENTS CAUSED BY MACHINERY, AND BY CUTTING PIERCING INSTRUMENTS	Male	0	0	0	2	0	0	0	1	0	0	3
			Female	0	0	0	0	0	0	0	0	0	0	0
			Total	0	0	0	2	0	0	0	1	0	0	3
80	101	ACCIDENTS CAUSED BY FIREARM MISFIRING	Male	0	0	0	2	0	0	0	0	0	0	2
			Female	0	0	0	0	0	0	0	0	0	0	0
			Total	0	0	0	2	0	0	0	0	0	0	2
81	102	ACCIDENTAL POISONING BY AND EXPOSURE TO NOXIOUS SUBSTANCES	Male	0	2	8	9	7	4	3	1	0	0	34
			Female	0	0	0	0	0	0	1	0	0	0	1
			Total	0	2	8	9	7	4	4	1	0	0	35
82	104	SUN STROKE	Male	0	0	0	7	5	8	3	6	0	0	29
			Female	0	0	0	0	0	0	0	0	0	0	0
			Total	0	0	0	7	5	8	3	6	0	0	29
83	106	DENGUE FEVER	Male	0	0	2	0	3	2	1	0	0	0	8
			Female	0	0	0	0	0	0	0	0	0	0	0
			Total	0	0	2	0	3	2	1	0	0	0	8
<b>Total</b>			<b>Male</b>	<b>1</b>	<b>127</b>	<b>1093</b>	<b>2449</b>	<b>2443</b>	<b>1909</b>	<b>665</b>	<b>1252</b>	<b>2</b>	<b>9941</b>	

TABLE D-20 DEATHS BY SELECTED CAUSE OF DEATH, AGE, SEX AND HABITS-(URBAN) - 2023

SL. No.	CAUSE ID	Selected cause of death	Sex	Age Group									Total
				Below 15	15-24	25-34	35-44	45-54	55-64	65-69	70 & above	Age not Stated	
1	2	3	4	5	6	7	8	9	10	11	12	13	14
			Female	1	2	12	44	89	96	30	101	1	376
			Total	0	2	1	3	3	5	0	0	0	10317
		Smoking & chewing Tobacco											
1	2	TYPHOID FEVER AND PARATYPHOID	Male	0	1	1	1	0	0	0	1	0	4
			Female	0	0	0	0	0	0	0	0	0	0
			Total	0	1	1	1	0	0	0	1	0	4
2	3	FOOD POISONING	Male	0	0	0	1	0	0	0	0	0	1
			Female	0	0	0	0	1	0	0	0	0	1
			Total	0	0	0	1	1	0	0	0	0	2
3	4	DIARRHOEA AND GASTROENTERITIS	Male	0	0	1	2	1	3	0	0	0	7
			Female	0	0	0	0	0	0	0	0	0	0
			Total	0	0	1	2	1	3	0	0	0	7
4	5	RESPIRATORY TUBERCULOSIS	Male	0	0	5	6	5	6	2	14	0	38
			Female	0	0	0	0	0	0	0	0	0	0
			Total	0	0	5	6	5	6	2	14	0	38
5	12	RABIES	Male	0	0	0	0	1	0	0	0	0	1
			Female	0	0	0	0	0	0	0	0	0	0
			Total	0	0	0	0	1	0	0	0	0	1
6	14	OTHER AND UNSPECIFIED NEOPLASM	Male	0	0	3	4	4	2	1	2	0	16
			Female	0	0	0	0	0	0	0	0	0	0
			Total	0	0	3	4	4	2	1	2	0	16
7	15	DIABETES MELLITUS	Male	0	0	0	10	14	9	1	3	0	37
			Female	0	0	0	0	0	0	0	0	0	0
			Total	0	0	0	10	14	9	1	3	0	37
8	16	OTHER ANAEMIAS(D50-D55,D57-D64	Male	0	0	2	3	4	1	0	1	0	11
			Female	0	0	0	0	0	0	0	0	0	0
			Total	0	0	2	3	4	1	0	1	0	11
9	17	OTHER VIRAL ENCEPHALITIS	Male	0	0	2	2	0	0	0	0	0	4
			Female	0	0	0	0	0	0	0	0	0	0
			Total	0	0	2	2	0	0	0	0	0	4
10	18	OTHER FORMS OF HEART DISEASES	Male	0	1	11	37	41	32	21	31	0	174
			Female	0	0	0	0	1	1	1	3	0	6
			Total	0	1	11	37	42	33	22	34	0	180
11	19	PNEUMONIA	Male	0	0	8	13	11	14	9	14	0	69
			Female	0	0	1	0	0	0	0	1	0	2
			Total	0	0	9	13	11	14	9	15	0	71
12	20	INFLUENZA	Male	0	0	0	0	0	1	0	0	0	1
			Female	0	0	0	0	0	0	0	0	0	0
			Total	0	0	0	0	0	1	0	0	0	1
13	21	ASTHMA	Male	0	1	1	6	8	11	4	11	0	42
			Female	0	0	0	0	0	1	0	1	0	2
			Total	0	1	1	6	8	12	4	12	0	44
14	22	OTHER VIRAL HEPATITIS (Jaundice)	Male	0	0	2	8	4	5	0	0	0	19
			Female	0	0	0	0	0	0	0	0	0	0
			Total	0	0	2	8	4	5	0	0	0	19
15	23	DISEASES OF THE LIVER	Male	0	0	26	75	49	24	8	5	0	187
			Female	0	0	0	0	1	0	0	1	0	2
			Total	0	0	26	75	50	24	8	6	0	189
16	24	GASTRIC AND DUODENAL ULCER	Male	0	0	0	1	1	0	0	1	0	3
			Female	0	0	0	0	0	0	0	0	0	0
			Total	0	0	0	1	1	0	0	1	0	3
17	25	DISEASES OF APPENDIX	Male	0	0	1	2	0	0	0	0	0	3
			Female	0	0	0	0	0	0	0	0	0	0
			Total	0	0	1	2	0	0	0	0	0	3
18	30	CEREBROVASCULAR DISEASES	Male	0	0	2	6	8	8	4	7	0	35
			Female	0	0	0	1	0	0	1	0	0	2
			Total	0	0	2	7	8	8	5	7	0	37
19	31	SENILITY	Male	0	0	0	0	0	13	12	20	0	45
			Female	0	0	0	0	0	0	1	2	0	3
			Total	0	0	0	0	0	13	13	22	0	48
20	32	Others not else where classified	Male	0	4	16	9	12	4	1	0	0	46
			Female	0	0	0	0	0	0	0	0	0	0
			Total	0	4	16	9	12	4	1	0	0	46
21	33	BITES OF SNAKES AND OTHER VENOMOUS ANIMALS	Male	0	0	0	0	0	0	1	0	0	1
			Female	0	0	0	0	0	0	0	0	0	0

TABLE D-20 DEATHS BY SELECTED CAUSE OF DEATH, AGE, SEX AND HABITS-(URBAN) - 2023

SL. No.	CAUSE ID	Selected cause of death	Sex	Age Group									Total
				Below 15	15-24	25-34	35-44	45-54	55-64	65-69	70 & above	Age not Stated	
1	2	3	4	5	6	7	8	9	10	11	12	13	14
			Total	0	0	0	0	0	0	1	0	0	1
22	34	BURNS AND CORROSIONS	Male	0	0	0	0	1	1	0	0	0	2
			Female	0	0	0	0	0	0	0	0	0	0
			Total	0	0	0	0	1	1	0	0	0	2
23	35	ACCIDENTAL FALLS	Male	0	0	6	4	6	2	0	2	0	20
			Female	0	0	0	0	0	0	1	0	0	1
			Total	0	0	6	4	6	2	1	2	0	21
24	36	POISONINGS BY DRUGS AND BIOLOG	Male	0	2	4	7	7	7	1	7	0	35
			Female	0	0	0	0	0	0	0	0	0	0
			Total	0	2	4	7	7	7	1	7	0	35
25	37	MOTOR VEHICLE TRAFFIC ACCIDENT	Male	0	1	1	0	0	1	0	2	0	5
			Female	0	0	0	0	0	0	0	0	0	0
			Total	0	1	1	0	0	1	0	2	0	5
26	38	OTHER ROAD VEHICLE ACCIDENTS	Male	0	0	2	5	2	0	1	2	0	12
			Female	0	0	0	0	0	0	0	0	0	0
			Total	0	0	2	5	2	0	1	2	0	12
27	39	INTENTIONAL SELF-HARM(SUICIDE-ATTEMPTED)	Male	0	2	9	13	7	5	0	2	0	38
			Female	0	0	0	0	0	0	0	1	0	1
			Total	0	2	9	13	7	5	0	3	0	39
28	42	Viral Fever	Male	0	0	0	2	0	0	0	0	0	2
			Female	0	0	0	0	0	0	0	0	0	0
			Total	0	0	0	2	0	0	0	0	0	2
29	43	RENAL FAILURE and OTHER DISORDERS OF KIDNEY AND URETER	Male	0	0	9	23	15	14	4	10	0	75
			Female	0	0	0	0	1	0	0	0	0	1
			Total	0	0	9	23	16	14	4	10	0	76
30	44	SEPTICAEMIA	Male	0	0	2	7	10	5	2	9	0	35
			Female	0	0	0	0	0	0	0	0	0	0
			Total	0	0	2	7	10	5	2	9	0	35
31	47	TUBERCULOSIS OF OTHER ORGANS AND MILIARY TUBERCULOSIS	Male	0	0	2	6	8	1	2	3	0	22
			Female	0	0	0	0	0	0	0	0	0	0
			Total	0	0	2	6	8	1	2	3	0	22
32	49	HUMAN IMMUNODEFICIENCY VIRUS(HIV)DISEASE	Male	0	0	0	2	2	0	1	1	0	6
			Female	0	0	0	0	0	0	0	0	0	0
			Total	0	0	0	2	2	0	1	1	0	6
33	50	MALIGNANT NEOPLASMS OF LIP, ORAL CAVITY AND PHARYNX	Male	0	0	2	7	8	6	3	4	0	30
			Female	0	1	0	0	0	0	0	0	0	1
			Total	0	1	2	7	8	6	3	4	0	31
34	51	MALIGNANT NEOPLASM OF OESOPHAGUS	Male	0	0	0	0	2	3	2	0	0	7
			Female	0	0	0	0	0	0	0	0	0	0
			Total	0	0	0	0	2	3	2	0	0	7
35	52	MALIGNANT NEOPLASM OF STOMACH	Male	0	0	2	0	4	1	2	2	0	11
			Female	0	0	0	0	0	0	0	0	0	0
			Total	0	0	2	0	4	1	2	2	0	11
36	53	MALIGNANT NEOPLASMS OF LIVER AND INTRAHEPATIC BILE DUCTS	Male	0	0	4	6	6	5	0	0	0	21
			Female	0	0	0	1	0	0	0	0	0	1
			Total	0	0	4	7	6	5	0	0	0	22
37	54	MALIGNANT NEOPLASMS OF LARYNX, TRACHEA, BRONCHUS AND LUNG	Male	0	0	0	2	5	15	4	9	0	35
			Female	0	0	0	0	0	1	0	0	0	1
			Total	0	0	0	2	5	16	4	9	0	36
38	57	MALIGNANT NEOPLASM OF PROSTATE	Male	0	0	0	0	0	1	0	0	0	1
			Female	0	0	0	0	0	0	0	0	0	0
			Total	0	0	0	0	0	1	0	0	0	1
39	58	MALIGNANT NEOPLASM OF BLADDER	Male	0	0	0	1	4	1	0	1	0	7
			Female	0	0	0	0	0	0	0	0	0	0
			Total	0	0	0	1	4	1	0	1	0	7
40	59	MALIGNANT NEOPLASMS OF MENINGES,BRAIN AND OTHER PARTS OF CENTRAL NERVOUS	Male	0	0	0	0	1	2	0	0	0	3
			Female	0	0	0	0	0	0	0	0	0	0
			Total	0	0	0	0	1	2	0	0	0	3
41	60	LEUKAEMIA	Male	0	0	0	1	0	0	0	0	0	1
			Female	0	0	0	0	0	0	0	0	0	0
			Total	0	0	0	1	0	0	0	0	0	1
42	61	OTHER PROTEIN-ENERGY MALNUTRITION	Male	0	0	1	3	0	0	1	0	0	5
			Female	0	0	0	0	0	0	0	1	0	1
			Total	0	0	1	3	0	0	1	1	0	6

TABLE D-20 DEATHS BY SELECTED CAUSE OF DEATH, AGE, SEX AND HABITS-(URBAN) - 2023

SL. No.	CAUSE ID	Selected cause of death	Sex	Age Group									Total	
				Below 15	15-24	25-34	35-44	45-54	55-64	65-69	70 & above	Age not Stated		
1	2	3	4	5	6	7	8	9	10	11	12	13	14	
43	63	SCHIZOPHRENIA, SCHIZOTYPAL & DELUSIONA and MENTAL BEHAVIOURAL DISORDERS	Male	0	0	0	2	0	0	0	1	0	0	3
			Female	0	0	0	0	0	0	0	0	0	0	0
			Total	0	0	0	2	0	0	1	0	0	0	0
44	64	OTHER INFLAMMATORY DISEASES OF THE CENTRAL NERVOUS SYSTEM	Male	0	0	1	1	4	4	0	2	0	0	12
			Female	0	0	0	0	0	0	0	0	0	0	0
			Total	0	0	1	1	4	4	0	2	0	0	0
45	65	EPILEPSY	Male	0	0	1	1	2	1	0	1	0	0	6
			Female	0	0	0	0	0	0	0	0	0	0	0
			Total	0	0	1	1	2	1	0	1	0	0	0
46	66	HYPERTENSIVE HEART DISEASES	Male	0	5	9	41	45	35	15	33	0	0	183
			Female	0	0	0	1	0	0	0	2	0	0	3
			Total	0	5	9	42	45	35	15	35	0	0	0
47	67	ACUTE MYOCARDIAL INFARCTION	Male	0	1	26	68	72	73	25	60	0	0	325
			Female	0	0	0	1	2	1	0	3	0	0	7
			Total	0	1	26	69	74	74	25	63	0	0	0
48	68	ARTERIAL EMBOLISM AND THROMBOSIS,PHLEBITIS,THROMBOPHLEBITIS,VENOUS EMBOLISM AND THROMBOSIS	Male	0	0	0	2	2	1	0	2	0	0	7
			Female	0	0	0	0	0	0	0	0	0	0	0
			Total	0	0	0	2	2	1	0	2	0	0	0
49	69	BRONCHITIS ,BRONCHIOLITIS and UNSPECIFIED EMPHYSEMA	Male	0	0	1	1	8	5	1	3	0	0	19
			Female	0	0	0	0	0	0	0	0	0	0	0
			Total	0	0	1	1	8	5	1	3	0	0	0
50	71	PARALYTIC ILEUS AND INTESTINAL OBSTRUCTION WITHOUT HERNIA	Male	0	0	0	1	5	5	2	6	0	0	19
			Female	0	0	0	0	0	0	0	1	0	0	1
			Total	0	0	0	1	5	5	2	7	0	0	0
51	73	CHOLELITHIASIS AND CHOLECYSTITIS	Male	0	0	0	4	4	0	1	1	0	0	10
			Female	0	0	0	0	0	0	0	0	0	0	0
			Total	0	0	0	4	4	0	1	1	0	0	0
52	74	DISORDERS OF THE PANCREAS	Male	0	0	2	0	0	3	0	1	0	0	6
			Female	0	0	0	0	0	0	0	0	0	0	0
			Total	0	0	2	0	0	3	0	1	0	0	0
53	75	RHEUMATOID ARTHRITIS AND OTHER	Male	0	0	1	0	0	0	0	1	0	0	2
			Female	0	0	0	0	0	0	0	0	0	0	0
			Total	0	0	1	0	0	0	0	1	0	0	0
54	82	FEVER OF UNKNOWN ORIGIN	Male	0	1	2	1	0	3	2	1	0	0	10
			Female	0	0	0	0	0	1	0	0	0	0	1
			Total	0	1	2	1	0	4	2	1	0	0	0
55	83	SHOCK, NOT ELSEWHERE CLASSIFIED	Male	0	1	8	26	15	16	5	12	0	0	83
			Female	0	0	0	0	1	1	0	2	0	0	4
			Total	0	1	8	26	16	17	5	14	0	0	0
56	85	FRACTURE OF NECK,THORAX OR PEL	Male	0	0	0	0	1	0	0	0	0	0	1
			Female	0	0	0	0	0	0	0	0	0	0	0
			Total	0	0	0	0	1	0	0	0	0	0	0
57	87	FRACTURE OF LOWER LIMB	Male	0	0	0	0	0	0	0	1	0	0	1
			Female	0	0	0	0	0	0	0	0	0	0	0
			Total	0	0	0	0	0	0	0	1	0	0	0
58	88	FRACTURES INVOLVING MULTIPLE BODY REGIONS, AND OF UNSPECIFIED BODY REGION	Male	0	0	0	2	1	1	0	0	0	0	4
			Female	0	0	0	0	0	0	0	0	0	0	0
			Total	0	0	0	2	1	1	0	0	0	0	0
59	89	INTRACRANIAL AND INTERNAL INJURY	Male	0	0	0	1	1	0	0	0	0	0	2
			Female	0	0	0	0	0	0	0	0	0	0	0
			Total	0	0	0	1	1	0	0	0	0	0	0
60	90	CRUSHING INJURIES AND TRAUMATIC AMPUTATIONS OF SPECIFIED AND MULTIPLE BODY REGIONS	Male	0	0	1	0	1	0	0	0	0	0	2
			Female	0	0	0	0	0	0	0	0	0	0	0
			Total	0	0	1	0	1	0	0	0	0	0	0
61	91	OTHER INJURIES OF SPECIFIED, UNSPECIFIED AND MULTIPLE BODY REGIONS	Male	0	0	1	2	2	0	1	1	0	0	7
			Female	0	0	0	0	0	0	0	0	0	0	0
			Total	0	0	1	2	2	0	1	1	0	0	0
62	93	RAILWAY ACCIDENTS	Male	0	1	0	1	4	1	0	0	0	0	7
			Female	0	0	0	0	0	0	0	0	0	0	0
			Total	0	1	0	1	4	1	0	0	0	0	0
63	96	ALL OTHER TRANSPORT ACCIDENTS	Male	0	0	2	1	0	1	1	1	1	0	6
			Female	0	0	0	0	0	0	0	0	0	0	0
			Total	0	0	2	1	0	1	1	1	1	0	0

TABLE D-20 DEATHS BY SELECTED CAUSE OF DEATH, AGE, SEX AND HABITS-(URBAN) - 2023

SL. No.	CAUSE ID	Selected cause of death	Sex	Age Group									Total		
				Below 15	15-24	25-34	35-44	45-54	55-64	65-69	70 & above	Age not Stated			
1	2	3	4	5	6	7	8	9	10	11	12	13	14		
64	97	ACCIDENTAL DROWING AND SUBMERS	Male	0	0	0	2	1	0	0	0	0	0	3	
			Female	0	0	0	0	0	0	0	0	0	0	0	
			Total	0	0	0	2	1	0	0	0	0	0	0	3
65	98	EXPOSURE TO SMOKE, FIRE AND FLAMES	Male	0	0	0	0	0	1	0	0	0	0	1	
			Female	0	0	0	0	0	0	0	0	0	0	0	
			Total	0	0	0	0	0	1	0	0	0	0	0	1
66	102	ACCIDENTAL POISONING BY AND EXPOSURE TO NOXIOUS SUBSTANCES	Male	0	0	3	1	1	0	1	0	0	0	6	
			Female	0	0	0	1	0	0	0	0	0	0	1	
			Total	0	0	3	2	1	0	1	0	0	0	0	7
67	104	SUN STROKE	Male	0	0	0	4	2	1	0	1	0	0	8	
			Female	0	0	0	0	0	0	0	0	0	0	0	
			Total	0	0	0	4	2	1	0	1	0	0	0	8
		<b>Total</b>	Male	<b>0</b>	<b>21</b>	<b>183</b>	<b>437</b>	<b>422</b>	<b>354</b>	<b>142</b>	<b>291</b>	<b>0</b>	<b>0</b>	<b>1850</b>	
			Female	<b>0</b>	<b>1</b>	<b>1</b>	<b>5</b>	<b>7</b>	<b>6</b>	<b>4</b>	<b>18</b>	<b>0</b>	<b>0</b>	<b>42</b>	
			Total	<b>0</b>	<b>1</b>	<b>1</b>	<b>1</b>	<b>0</b>	<b>0</b>	<b>0</b>	<b>1</b>	<b>0</b>	<b>0</b>	<b>1892</b>	
		<b>Smoking &amp; chewing Arecanut</b>	Male	<b>0</b>	<b>1</b>	<b>1</b>	<b>1</b>	<b>0</b>	<b>0</b>	<b>0</b>	<b>0</b>	<b>0</b>	<b>0</b>	<b>1892</b>	
			Female	<b>0</b>	<b>1</b>	<b>1</b>	<b>1</b>	<b>0</b>	<b>0</b>	<b>0</b>	<b>0</b>	<b>0</b>	<b>0</b>	<b>0</b>	<b>1892</b>
			Total	<b>0</b>	<b>1</b>	<b>1</b>	<b>1</b>	<b>0</b>	<b>0</b>	<b>0</b>	<b>0</b>	<b>0</b>	<b>0</b>	<b>0</b>	<b>1892</b>
1	2	TYPHOID FEVER AND PARATYPHOID	Male	0	1	1	1	1	1	0	1	0	0	6	
			Female	0	0	0	0	0	0	0	0	0	0	0	
			Total	0	1	1	1	1	1	0	1	0	0	0	6
2	4	DIARRHOEA AND GASTROENTERITIS	Male	0	0	1	1	2	1	0	0	0	0	5	
			Female	0	0	0	0	0	0	0	0	0	0	0	
			Total	0	0	1	1	2	1	0	0	0	0	0	5
3	5	RESPIRATORY TUBERCULOSIS	Male	0	0	4	7	8	6	2	14	0	0	41	
			Female	0	0	0	0	0	0	0	0	0	0	0	
			Total	0	0	4	7	8	6	2	14	0	0	0	41
4	12	RABIES	Male	0	0	0	0	1	0	0	0	0	0	1	
			Female	0	0	0	0	0	0	0	0	0	0	0	
			Total	0	0	0	0	1	0	0	0	0	0	0	1
5	14	OTHER AND UNSPECIFIED NEOPLASM	Male	0	0	3	3	3	6	1	1	0	0	17	
			Female	0	0	0	0	0	0	0	0	0	0	0	
			Total	0	0	3	3	3	6	1	1	0	0	0	17
6	15	DIABETES MELLITUS	Male	0	0	0	6	8	6	3	2	0	0	25	
			Female	0	0	0	0	0	0	0	0	0	0	0	
			Total	0	0	0	6	8	6	3	2	0	0	0	25
7	16	OTHER ANAEMIAS(D50-D55,D57-D64	Male	0	0	0	4	1	2	1	1	0	0	9	
			Female	0	0	0	0	0	0	0	0	0	0	0	
			Total	0	0	0	4	1	2	1	1	0	0	0	9
8	17	OTHER VIRAL ENCEPHALITIS	Male	0	0	0	2	0	0	0	1	0	0	3	
			Female	0	0	0	0	0	0	0	0	0	0	0	
			Total	0	0	0	2	0	0	0	1	0	0	0	3
9	18	OTHER FORMS OF HEART DISEASES	Male	0	1	10	35	33	29	16	31	0	0	155	
			Female	0	0	0	0	0	0	0	0	0	0	0	
			Total	0	1	10	35	33	29	16	31	0	0	0	155
10	19	PNEUMONIA	Male	0	0	7	13	13	16	5	13	0	0	67	
			Female	0	0	0	0	0	0	0	0	0	0	0	
			Total	0	0	7	13	13	16	5	13	0	0	0	67
11	20	INFLUENZA	Male	0	0	0	0	0	3	0	0	0	0	3	
			Female	0	0	0	0	0	0	0	0	0	0	0	
			Total	0	0	0	0	0	0	3	0	0	0	0	3
12	21	ASTHMA	Male	0	0	1	2	5	2	2	8	0	0	20	
			Female	0	0	0	0	0	0	0	0	0	0	0	
			Total	0	0	1	2	5	2	2	8	0	0	0	20
13	22	OTHER VIRAL HEPATITIS (Jaundice)	Male	0	0	3	9	2	3	0	0	0	0	17	
			Female	0	0	0	0	0	0	0	0	0	0	0	
			Total	0	0	3	9	2	3	0	0	0	0	0	17
14	23	DISEASES OF THE LIVER	Male	0	0	20	70	46	19	6	6	0	0	167	
			Female	0	0	0	0	0	0	0	0	0	0	0	
			Total	0	0	20	70	46	19	6	6	0	0	0	167
15	24	GASTRIC AND DUODENAL ULCER	Male	0	0	0	1	0	0	0	0	0	0	1	
			Female	0	0	0	0	0	0	0	0	0	0	0	
			Total	0	0	0	1	0	0	0	0	0	0	0	1
16	25	DISEASES OF APPENDIX	Male	0	0	0	2	0	0	0	0	0	0	2	
			Female	0	0	0	0	0	0	0	0	0	0	0	
			Total	0	0	0	2	0	0	0	0	0	0	0	2
17	30	CEREBROVASCULAR DISEASES	Male	0	0	2	8	7	9	3	6	0	0	35	
			Female	0	0	0	0	0	0	0	0	0	0	0	
			Total	0	0	2	8	7	9	3	6	0	0	0	35

TABLE D-20 DEATHS BY SELECTED CAUSE OF DEATH, AGE, SEX AND HABITS-(URBAN) - 2023

SL. No.	CAUSE ID	Selected cause of death	Sex	Age Group									Total
				Below 15	15-24	25-34	35-44	45-54	55-64	65-69	70 & above	Age not Stated	
1	2	3	4	5	6	7	8	9	10	11	12	13	14
			Female	0	0	0	0	0	0	0	0	0	0
			Total	0	0	2	8	7	9	3	6	0	35
18	31	SENILITY	Male	0	0	0	0	0	6	14	24	0	44
			Female	0	0	0	0	0	0	0	0	0	0
			Total	0	0	0	0	0	6	14	24	0	44
19	32	Others not else where classified	Male	0	4	12	6	9	5	1	2	0	39
			Female	0	0	0	0	0	0	0	0	0	0
			Total	0	4	12	6	9	5	1	2	0	39
20	33	BITES OF SNAKES AND OTHER VENOMOUS ANIMALS	Male	0	1	1	0	0	0	1	1	0	4
			Female	0	0	0	0	0	0	0	0	0	0
			Total	0	1	1	0	0	0	1	1	0	4
21	35	ACCIDENTAL FALLS	Male	0	0	2	0	4	3	0	3	0	12
			Female	0	0	0	0	0	0	0	0	0	0
			Total	0	0	2	0	4	3	0	3	0	12
22	36	POISONINGS BY DRUGS AND BIOLOG	Male	0	1	5	8	7	5	1	7	0	34
			Female	0	0	0	0	0	0	0	0	0	0
			Total	0	1	5	8	7	5	1	7	0	34
23	37	MOTOR VEHICLE TRAFFIC ACCIDENT	Male	0	0	0	1	0	0	0	1	0	2
			Female	0	0	0	0	0	0	0	0	0	0
			Total	0	0	0	1	0	0	0	1	0	2
24	38	OTHER ROAD VEHICLE ACCIDENTS	Male	0	0	1	4	1	1	1	2	0	10
			Female	0	0	0	0	0	0	0	0	0	0
			Total	0	0	1	4	1	1	1	2	0	10
25	39	INTENTIONAL SELF-HARM(SUICIDE-ATTEMPTED)	Male	0	3	8	5	6	5	0	2	0	29
			Female	0	0	0	0	0	0	0	0	0	0
			Total	0	3	8	5	6	5	0	2	0	29
26	42	Viral Fever	Male	0	0	0	2	0	0	0	0	0	2
			Female	0	0	0	0	0	0	0	0	0	0
			Total	0	0	0	2	0	0	0	0	0	2
27	43	RENAL FAILURE and OTHER DISORDERS OF KIDNEY AND URETER	Male	0	0	9	25	14	10	7	7	0	72
			Female	0	0	0	0	0	0	0	0	0	0
			Total	0	0	9	25	14	10	7	7	0	72
28	44	SEPTICAEMIA	Male	0	0	1	9	10	5	3	10	0	38
			Female	0	0	0	0	0	0	0	0	0	0
			Total	0	0	1	9	10	5	3	10	0	38
29	47	TUBERCULOSIS OF OTHER ORGANS AND MILIARY TUBERCULOSIS	Male	0	0	4	5	7	2	1	2	0	21
			Female	0	0	0	0	0	0	0	0	0	0
			Total	0	0	4	5	7	2	1	2	0	21
30	49	HUMAN IMMUNODEFICIENCY VIRUS(HIV)DISEASE	Male	0	0	0	2	1	0	0	1	0	4
			Female	0	0	0	0	0	0	0	0	0	0
			Total	0	0	0	2	1	0	0	1	0	4
31	50	MALIGNANT NEOPLASMS OF LIP, ORAL CAVITY AND PHARYNX	Male	0	0	1	2	3	3	3	3	0	15
			Female	0	0	0	0	0	0	0	0	0	0
			Total	0	0	1	2	3	3	3	3	0	15
32	51	MALIGNANT NEOPLASM OF OESOPHAGUS	Male	0	0	0	0	3	1	1	1	0	6
			Female	0	0	0	0	0	0	0	0	0	0
			Total	0	0	0	0	3	1	1	1	0	6
33	52	MALIGNANT NEOPLASM OF STOMACH	Male	0	0	2	0	3	1	1	0	0	7
			Female	0	0	0	0	0	0	0	0	0	0
			Total	0	0	2	0	3	1	1	0	0	7
34	53	MALIGNANT NEOPLASMS OF LIVER AND INTRAHEPATIC BILE DUCTS	Male	0	0	2	7	6	2	0	1	0	18
			Female	0	0	0	0	0	0	0	0	0	0
			Total	0	0	2	7	6	2	0	1	0	18
35	54	MALIGNANT NEOPLASMS OF LARYNX, TRACHEA, BRONCHUS AND LUNG	Male	0	0	2	2	7	10	2	7	0	30
			Female	0	0	0	0	0	0	0	0	0	0
			Total	0	0	2	2	7	10	2	7	0	30
36	58	MALIGNANT NEOPLASM OF BLADDER	Male	0	0	0	1	3	1	0	0	0	5
			Female	0	0	0	0	0	0	0	0	0	0
			Total	0	0	0	1	3	1	0	0	0	5
37	59	MALIGNANT NEOPLASMS OF MENINGES,BRAIN AND OTHER PARTS OF CENTRAL NERVOUS	Male	0	0	0	0	2	3	0	0	0	5
			Female	0	0	0	0	0	0	0	0	0	0
			Total	0	0	0	0	2	3	0	0	0	5
38	60	LEUKAEMIA	Male	0	0	0	1	0	0	0	0	0	1
			Female	0	0	0	0	0	0	0	0	0	0

**TABLE D-20 DEATHS BY SELECTED CAUSE OF DEATH, AGE, SEX AND HABITS-(URBAN) - 2023**

SL. No.	CAUSE ID	Selected cause of death	Sex	Age Group									Total	
				Below 15	15-24	25-34	35-44	45-54	55-64	65-69	70 & above	Age not Stated		
1	2	3	4	5	6	7	8	9	10	11	12	13	14	
			Total	0	0	0	1	0	0	0	0	0	0	1
39	61	OTHER PROTEIN-ENERGY MALNUTRITION	Male	0	0	1	3	0	1	1	0	0	0	6
			Female	0	0	0	0	0	0	0	0	0	0	0
			Total	0	0	1	3	0	1	1	0	0	0	6
40	62	DISORDERS OF THYROID GLAND	Male	0	0	0	0	0	0	1	0	0	0	1
			Female	0	0	0	0	0	0	0	0	0	0	0
			Total	0	0	0	0	0	0	1	0	0	0	1
41	63	SCHIZOPHRENIA, SCHIZOTYPAL & DELUSIONA and MENTAL BEHAVIOURAL DISORDERS	Male	0	0	0	2	0	0	1	0	0	0	3
			Female	0	0	0	0	0	0	0	0	0	0	0
			Total	0	0	0	2	0	0	1	0	0	0	3
42	64	OTHER INFLAMMATORY DISEASES OF THE CENTRAL NERVOUS SYSTEM	Male	0	1	1	0	2	2	0	0	0	0	6
			Female	0	0	0	0	0	0	0	0	0	0	0
			Total	0	1	1	0	2	2	0	0	0	0	6
43	65	EPILEPSY	Male	0	0	2	1	2	2	0	1	0	0	8
			Female	0	0	0	0	0	0	0	0	0	0	0
			Total	0	0	2	1	2	2	0	1	0	0	8
44	66	HYPERTENSIVE HEART DISEASES	Male	0	7	11	38	42	35	11	29	0	0	173
			Female	0	0	0	0	0	0	0	0	0	0	0
			Total	0	7	11	38	42	35	11	29	0	0	173
45	67	ACUTE MYOCARDIAL INFARCTION	Male	0	2	23	56	56	58	23	51	0	0	269
			Female	0	0	0	0	0	0	0	0	0	0	0
			Total	0	2	23	56	56	58	23	51	0	0	269
46	68	ARTERIAL EMBOLISM AND THROMBOSISPHEBITIS, THROMBOP HLEBITIS, VENOUS EMBOLISM AND THROMBOSIS	Male	0	0	0	1	2	0	0	1	0	0	4
			Female	0	0	0	0	0	0	0	0	0	0	0
			Total	0	0	0	1	2	0	0	1	0	0	4
47	69	BRONCHITIS ,BRONCHIOLITIS and UNSPECIFIED EMPHYSEMA	Male	0	0	1	5	4	1	3	0	0	0	15
			Female	0	0	0	0	0	0	0	0	0	0	0
			Total	0	0	1	5	4	1	3	0	0	0	15
48	71	PARALYTIC ILEUS AND INTESTINAL OBSTRUCTION WITHOUT HERNIA	Male	0	0	0	1	5	6	1	5	0	0	18
			Female	0	0	0	0	0	0	0	0	0	0	0
			Total	0	0	0	1	5	6	1	5	0	0	18
49	73	CHOLELITHIASIS AND CHOLECYSTITT	Male	0	0	0	3	3	0	1	1	0	0	8
			Female	0	0	0	0	0	0	0	0	0	0	0
			Total	0	0	0	3	3	0	1	1	0	0	8
50	74	DISORDERS OF THE PANCREAS	Male	0	0	1	0	1	1	0	1	0	0	4
			Female	0	0	0	0	0	0	0	0	0	0	0
			Total	0	0	1	0	1	1	0	1	0	0	4
51	82	FEVER OF UNKNOWN ORIGIN	Male	0	0	1	2	0	1	3	1	0	0	8
			Female	0	0	0	0	0	0	0	0	0	0	0
			Total	0	0	1	2	0	1	3	1	0	0	8
52	83	SHOCK, NOT ELSEWHERE CLASSIFIE	Male	0	0	7	23	15	16	5	9	0	0	75
			Female	0	0	0	0	0	0	0	0	0	0	0
			Total	0	0	7	23	15	16	5	9	0	0	75
53	88	FRACTURES INVOLVING MULTIPLE BODY REGIONS, AND OF UNSPECIFIED BODY REGION	Male	0	0	0	1	1	2	0	0	0	0	4
			Female	0	0	0	0	0	0	0	0	0	0	0
			Total	0	0	0	1	1	2	0	0	0	0	4
54	89	INTRACRANIAL AND INTERNAL INJU	Male	0	0	1	1	0	0	0	0	0	0	2
			Female	0	0	0	0	0	0	0	0	0	0	0
			Total	0	0	1	1	0	0	0	0	0	0	2
55	90	CRUSHING INJURIES AND TRAUMATIC AMPUTATIONS OF SPECIFIED AND MULTIPLE BODY REGIONS	Male	0	0	1	0	1	0	0	0	0	0	2
			Female	0	0	0	0	0	0	0	0	0	0	0
			Total	0	0	1	0	1	0	0	0	0	0	2
56	91	OTHER INJURIES OF SPECIFIED, UNSPECIFIED AND MULTIPLE BODY REGIONS	Male	0	0	1	1	0	0	1	1	0	0	4
			Female	0	0	0	0	0	0	0	0	0	0	0
			Total	0	0	1	1	0	0	1	1	0	0	4
57	93	RAILWAY ACCIDENTS	Male	0	1	0	1	3	0	0	0	0	0	5
			Female	0	0	0	0	0	0	0	0	0	0	0
			Total	0	1	0	1	3	0	0	0	0	0	5
58	96	ALL OTHER TRANSPORT ACCIDENTS	Male	0	0	2	1	0	2	1	1	0	0	7
			Female	0	0	0	0	0	0	0	0	0	0	0
			Total	0	0	2	1	0	2	1	1	0	0	7
59	97	ACCIDENTAL DROWING AND SUBMERS	Male	0	0	1	1	0	1	0	0	0	0	3
			Female	0	0	0	0	0	0	0	0	0	0	0
			Total	0	0	1	1	0	1	0	0	0	0	3

TABLE D-20 DEATHS BY SELECTED CAUSE OF DEATH, AGE, SEX AND HABITS-(URBAN) - 2023

SL. No.	CAUSE ID	Selected cause of death	Sex	Age Group									Total
				Below 15	15-24	25-34	35-44	45-54	55-64	65-69	70 & above	Age not Stated	
1	2	3	4	5	6	7	8	9	10	11	12	13	14
60	98	EXPOSURE TO SMOKE, FIRE AND FLAMES	Male	0	0	0	0	0	1	0	0	0	1
			Female	0	0	0	0	0	0	0	0	0	0
			Total	0	0	0	0	0	1	0	0	0	1
61	102	ACCIDENTAL POISONING BY AND EXPOSURE TO NOXIOUS SUBSTANCES	Male	0	0	2	1	1	0	0	1	0	5
			Female	0	0	0	0	0	0	0	0	0	0
			Total	0	0	2	1	1	0	0	1	0	5
62	104	SUN STROKE	Male	0	0	0	2	3	1	0	2	0	8
			Female	0	0	0	0	0	0	0	0	0	0
			Total	0	0	0	2	3	1	0	2	0	8
		<b>Total</b>	<b>Male</b>	<b>0</b>	<b>22</b>	<b>158</b>	<b>384</b>	<b>358</b>	<b>299</b>	<b>125</b>	<b>265</b>	<b>0</b>	<b>1611</b>
			<b>Female</b>	<b>0</b>	<b>0</b>	<b>0</b>	<b>0</b>	<b>0</b>	<b>0</b>	<b>0</b>	<b>0</b>	<b>0</b>	<b>0</b>
			<b>Total</b>	<b>0</b>	<b>1</b>	<b>1</b>	<b>1</b>	<b>1</b>	<b>1</b>	<b>0</b>	<b>1</b>	<b>0</b>	<b>1611</b>
		<b>Smoking &amp; Drinking Alcohol</b>											
1	2	TYPHOID FEVER AND PARATYPHOID	Male	0	1	1	1	2	2	0	0	0	7
			Female	0	0	0	0	0	0	0	0	0	0
			Total	0	1	1	1	2	2	0	0	0	7
2	3	FOOD POISONING	Male	0	0	0	1	1	0	0	0	0	2
			Female	0	0	0	0	1	0	0	0	0	1
			Total	0	0	0	1	2	0	0	0	0	3
3	4	DIARRHOEA AND GASTROENTERITIS	Male	0	0	1	4	3	3	0	0	0	11
			Female	0	0	0	0	0	0	0	0	0	0
			Total	0	0	1	4	3	3	0	0	0	11
4	5	RESPIRATORY TUBERCULOSIS	Male	0	0	14	19	23	24	6	19	0	105
			Female	0	0	0	0	0	0	0	0	0	0
			Total	0	0	14	19	23	24	6	19	0	105
5	12	RABIES	Male	0	0	0	0	3	1	0	0	0	4
			Female	0	0	0	0	0	0	0	0	0	0
			Total	0	0	0	0	3	1	0	0	0	4
6	14	OTHER AND UNSPECIFIED NEOPLASM	Male	0	0	4	10	14	14	3	7	0	52
			Female	0	0	0	0	0	0	0	0	0	0
			Total	0	0	4	10	14	14	3	7	0	52
7	15	DIABETES MELLITUS	Male	0	0	2	28	26	24	9	12	0	101
			Female	0	0	0	0	0	0	0	0	0	0
			Total	0	0	2	28	26	24	9	12	0	101
8	16	OTHER ANAEMIAS(D50-D55,D57-D64)	Male	0	1	4	7	7	6	1	7	0	33
			Female	0	0	0	0	0	0	0	0	0	0
			Total	0	1	4	7	7	6	1	7	0	33
9	17	OTHER VIRAL ENCEPHALITIS	Male	0	1	2	3	1	1	0	1	0	9
			Female	0	0	0	0	0	0	0	0	0	0
			Total	0	1	2	3	1	1	0	1	0	9
10	18	OTHER FORMS OF HEART DISEASES	Male	0	3	28	92	113	97	40	85	0	458
			Female	0	0	0	0	1	0	0	1	0	2
			Total	0	3	28	92	114	97	40	86	0	460
11	19	PNEUMONIA	Male	0	2	19	42	52	55	19	51	0	240
			Female	0	0	1	0	0	0	0	1	0	2
			Total	0	2	20	42	52	55	19	52	0	242
12	20	INFLUENZA	Male	0	0	0	1	0	2	0	0	0	3
			Female	0	0	0	0	0	0	0	0	0	0
			Total	0	0	0	1	0	2	0	0	0	3
13	21	ASTHMA	Male	0	0	1	8	20	34	8	42	0	113
			Female	0	0	0	0	0	1	1	1	0	3
			Total	0	0	1	8	20	35	9	43	0	116
14	22	OTHER VIRAL HEPATTITIS (Jaundice)	Male	0	0	10	17	8	9	0	1	0	45
			Female	0	0	0	0	0	0	0	0	0	0
			Total	0	0	10	17	8	9	0	1	0	45
15	23	DISEASES OF THE LIVER	Male	0	3	64	175	139	73	24	24	1	503
			Female	0	0	0	0	2	0	0	1	0	3
			Total	0	3	64	175	141	73	24	25	1	506
16	24	GASTRIC AND DUODENAL ULCER	Male	0	0	1	1	2	3	1	1	0	9
			Female	0	0	0	0	0	0	0	0	0	0
			Total	0	0	1	1	2	3	1	1	0	9
17	25	DISEASES OF APPENDIX	Male	0	0	1	4	1	0	0	0	0	6
			Female	0	0	0	0	0	0	0	0	0	0
			Total	0	0	1	4	1	0	0	0	0	6



TABLE D-20 DEATHS BY SELECTED CAUSE OF DEATH, AGE, SEX AND HABITS-(URBAN) - 2023

SL. No.	CAUSE ID	Selected cause of death	Sex	Age Group									Total		
				Below 15	15-24	25-34	35-44	45-54	55-64	65-69	70 & above	Age not Stated			
1	2	3	4	5	6	7	8	9	10	11	12	13	14		
18	26	Genital Urinary system	Male	0	0	0	0	1	1	0	0	0	0	2	
			Female	0	0	0	0	0	0	0	0	0	0	0	
			Total	0	0	0	0	1	1	0	0	0	0	0	2
19	30	CEREBROVASCULAR DISEASES	Male	0	0	7	20	31	32	16	38	0	0	144	
			Female	0	0	0	1	0	1	1	0	0	0	3	
			Total	0	0	7	21	31	33	17	38	0	0	0	147
20	31	SENILITY	Male	0	0	0	0	0	39	42	83	0	0	164	
			Female	0	0	0	0	0	1	0	2	0	0	3	
			Total	0	0	0	0	0	40	42	85	0	0	0	167
21	32	Others not else where classified	Male	0	6	31	16	25	9	2	3	0	0	92	
			Female	0	0	0	0	0	0	0	0	0	0	0	0
			Total	0	6	31	16	25	9	2	3	0	0	0	92
22	33	BITES OF SNAKES AND OTHER VENOMOUS ANIMALS	Male	0	1	1	3	1	2	2	1	0	0	11	
			Female	0	0	0	0	0	0	0	0	0	0	0	0
			Total	0	1	1	3	1	2	2	1	0	0	0	11
23	34	BURNS AND CORROSIONS	Male	0	0	0	3	1	2	0	0	0	0	6	
			Female	0	0	0	0	0	0	0	0	0	0	0	0
			Total	0	0	0	3	1	2	0	0	0	0	0	6
24	35	ACCIDENTAL FALLS	Male	0	1	9	11	17	7	5	5	0	0	55	
			Female	0	0	0	0	0	0	1	0	0	0	0	1
			Total	0	1	9	11	17	7	6	5	0	0	0	56
25	36	POISONINGS BY DRUGS AND BIOLOG	Male	0	7	20	29	27	18	5	13	0	0	119	
			Female	0	0	0	0	0	0	0	0	0	0	0	0
			Total	0	7	20	29	27	18	5	13	0	0	0	119
26	37	MOTOR VEHICLE TRAFFIC ACCIDENT	Male	0	1	5	2	4	3	0	1	0	0	16	
			Female	0	0	0	0	0	0	0	0	0	0	0	0
			Total	0	1	5	2	4	3	0	1	0	0	0	16
27	38	OTHER ROAD VEHICLE ACCIDENTS	Male	0	0	4	7	9	6	3	6	0	0	35	
			Female	0	0	0	0	0	1	0	0	0	0	0	1
			Total	0	0	4	7	9	7	3	6	0	0	0	36
28	39	INTENTIONAL SELF-HARM(SUICIDE-ATTEMPTED)	Male	0	6	18	35	21	14	5	3	0	0	102	
			Female	0	0	1	0	0	0	0	1	0	0	2	
			Total	0	6	19	35	21	14	5	4	0	0	0	104
29	40	ASSAULT(HOMICIDE)	Male	0	4	3	1	1	0	0	1	0	0	10	
			Female	0	0	0	0	0	0	0	0	0	0	0	0
			Total	0	4	3	1	1	0	0	1	0	0	0	10
30	42	Viral Fever	Male	0	0	0	2	0	0	1	0	0	0	3	
			Female	0	0	0	0	0	0	0	0	0	0	0	0
			Total	0	0	0	2	0	0	1	0	0	0	0	3
31	43	RENAL FAILURE and OTHER DISORDERS OF KIDNEY AND URETER	Male	0	1	16	44	47	44	12	26	0	0	190	
			Female	0	0	0	0	1	0	0	0	0	0	1	
			Total	0	1	16	44	48	44	12	26	0	0	0	191
32	44	SEPTICAEMIA	Male	0	1	10	37	41	35	14	37	0	0	175	
			Female	0	0	0	0	0	0	1	0	0	0	1	
			Total	0	1	10	37	41	35	15	37	0	0	0	176
33	47	TUBERCULOSIS OF OTHER ORGANS AND MILIARY TUBERCULOSIS	Male	0	1	6	13	14	11	5	6	0	0	56	
			Female	0	0	0	0	0	0	0	0	0	0	0	0
			Total	0	1	6	13	14	11	5	6	0	0	0	56
34	49	HUMAN IMMUNODEFICIENCY VIRUS(HIV)DISEASE	Male	0	0	0	5	6	0	2	1	0	0	14	
			Female	0	0	0	0	0	0	0	0	0	0	0	0
			Total	0	0	0	5	6	0	2	1	0	0	0	14
35	50	MALIGNANT NEOPLASMS OF LIP, ORAL CAVITY AND PHARYNX	Male	0	0	4	8	13	25	7	16	0	0	73	
			Female	0	0	0	0	0	0	0	0	0	0	0	0
			Total	0	0	4	8	13	25	7	16	0	0	0	73
36	51	MALIGNANT NEOPLASM OF OESOPHAGUS	Male	0	0	0	2	8	8	3	5	0	0	26	
			Female	0	0	0	0	0	0	0	0	0	0	0	0
			Total	0	0	0	2	8	8	3	5	0	0	0	26
37	52	MALIGNANT NEOPLASM OF STOMACH	Male	0	0	3	1	6	7	5	4	0	0	26	
			Female	0	0	0	0	0	0	0	0	0	0	0	0
			Total	0	0	3	1	6	7	5	4	0	0	0	26
38	53	MALIGNANT NEOPLASMS OF LIVER AND INTRAHEPATIC BILE DUCTS	Male	0	0	6	13	17	17	3	12	0	0	68	
			Female	0	0	0	1	0	0	0	0	0	0	0	1
			Total	0	0	6	14	17	17	3	12	0	0	0	69
39	54	MALIGNANT NEOPLASMS OF	Male	0	0	3	3	20	35	16	19	0	0	96	

TABLE D-20 DEATHS BY SELECTED CAUSE OF DEATH, AGE, SEX AND HABITS-(URBAN) - 2023

SL. No.	CAUSE ID	Selected cause of death	Sex	Age Group									Total	
				Below 15	15-24	25-34	35-44	45-54	55-64	65-69	70 & above	Age not Stated		
1	2	3	4	5	6	7	8	9	10	11	12	13	14	
		LARYNX, TRACHEA, BRONCHUS AND LUNG	Female	0	0	0	0	0	0	0	0	0	0	0
			Total	0	0	3	3	20	35	16	19	0	0	96
40	57	MALIGNANT NEOPLASM OF PROSTATE	Male	0	0	0	0	0	1	0	1	0	2	
			Female	0	0	0	0	0	0	0	0	0	0	
			Total	0	0	0	0	0	1	0	1	0	2	
41	58	MALIGNANT NEOPLASM OF BLADDER	Male	0	0	0	1	8	4	2	7	0	22	
			Female	0	0	0	1	0	0	0	0	0	1	
			Total	0	0	0	2	8	4	2	7	0	23	
42	59	MALIGNANT NEOPLASMS OF MENINGES,BRAIN AND OTHER PARTS OF CENTRAL NERVOUS	Male	0	0	0	3	4	3	1	0	0	11	
			Female	0	0	0	0	0	0	0	0	0	0	
			Total	0	0	0	3	4	3	1	0	0	11	
43	60	LEUKAEMIA	Male	0	0	0	1	0	5	1	3	0	10	
			Female	0	0	0	0	0	0	0	0	0	0	
			Total	0	0	0	1	0	5	1	3	0	10	
44	61	OTHER PROTEIN-ENERGY MALNUTRITION	Male	0	0	1	3	0	2	1	0	0	7	
			Female	0	0	0	0	0	0	0	1	0	1	
			Total	0	0	1	3	0	2	1	1	0	8	
45	62	DISORDERS OF THYROID GLAND	Male	0	0	0	0	0	0	1	0	0	1	
			Female	0	0	0	0	0	0	0	0	0	0	
			Total	0	0	0	0	0	0	1	0	0	1	
46	63	SCHIZOPHRENIA, SCHIZOTYPAL & DELUSIONA and MENTAL BEHAVIOURAL DISORDERS	Male	0	0	0	2	1	0	2	0	0	5	
			Female	0	0	0	0	0	0	0	0	0	0	
			Total	0	0	0	2	1	0	2	0	0	5	
47	64	OTHER INFLAMMATORY DISEASES OF THE CENTRAL NERVOUS SYSTEM	Male	0	1	1	3	8	8	2	8	0	31	
			Female	0	0	0	0	0	0	0	0	0	0	
			Total	0	1	1	3	8	8	2	8	0	31	
48	65	EPILEPSY	Male	0	1	4	9	6	6	0	4	0	30	
			Female	0	0	0	0	0	0	0	0	0	0	
			Total	0	1	4	9	6	6	0	4	0	30	
49	66	HYPERTENSIVE HEART DISEASES	Male	0	6	26	66	90	75	30	60	0	353	
			Female	0	0	0	1	0	0	0	0	0	1	
			Total	0	6	26	67	90	75	30	60	0	354	
50	67	ACUTE MYOCARDIAL INFARCTION	Male	0	4	62	148	218	179	59	118	0	788	
			Female	0	0	0	1	1	1	0	3	0	6	
			Total	0	4	62	149	219	180	59	121	0	794	
51	68	ARTERIAL EMBOLISM AND THROMBOSIS,PHLEBITIS,THROMBOPHLEBITIS,VENOUS EMBOLISM AND THROMBOSIS	Male	0	0	0	2	2	1	0	4	0	9	
			Female	0	0	0	0	0	0	0	0	0	0	
			Total	0	0	0	2	2	1	0	4	0	9	
52	69	BRONCHITIS ,BRONCHIOLITIS and UNSPECIFIED EMPHYSEMA	Male	0	0	4	12	13	18	11	22	0	80	
			Female	0	0	0	0	0	0	0	1	0	1	
			Total	0	0	4	12	13	18	11	23	0	81	
53	70	PLEURISY	Male	0	0	0	0	0	1	0	0	0	1	
			Female	0	0	0	0	0	0	0	0	0	0	
			Total	0	0	0	0	0	1	0	0	0	1	
54	71	PARALYTIC ILEUS AND INTESTINAL OBSTRUCTION WITHOUT HERNIA	Male	0	0	0	6	11	17	5	14	0	53	
			Female	0	0	0	0	0	0	0	0	0	0	
			Total	0	0	0	6	11	17	5	14	0	53	
55	72	PERITONITIS	Male	0	0	1	2	3	1	1	2	0	10	
			Female	0	0	0	0	0	0	0	0	0	0	
			Total	0	0	1	2	3	1	1	2	0	10	
56	73	CHOLELITHIASIS AND CHOLECYSTITIS	Male	0	0	1	6	4	2	1	1	0	15	
			Female	0	0	0	0	0	0	0	0	0	0	
			Total	0	0	1	6	4	2	1	1	0	15	
57	74	DISORDERS OF THE PANCREAS	Male	0	0	7	5	3	5	1	2	0	23	
			Female	0	0	0	0	0	0	0	0	0	0	
			Total	0	0	7	5	3	5	1	2	0	23	
58	75	RHEUMATOID ARTHRITIS AND OTHER	Male	0	0	1	0	0	0	0	1	0	2	
			Female	0	0	0	0	0	0	0	0	0	0	
			Total	0	0	1	0	0	0	0	1	0	2	
59	82	FEVER OF UNKNOWN ORIGIN	Male	0	0	3	5	6	5	3	1	0	23	
			Female	0	0	0	0	0	0	0	1	0	1	
			Total	0	0	3	5	6	5	3	2	0	24	
60	83	SHOCK, NOT ELSEWHERE CLASSIFIED	Male	0	2	22	58	58	55	10	24	0	229	
			Female	0	0	0	1	1	1	0	2	0	5	

TABLE D-20 DEATHS BY SELECTED CAUSE OF DEATH, AGE, SEX AND HABITS-(URBAN) - 2023

SL. No.	CAUSE ID	Selected cause of death	Sex	Age Group									Total
				Below 15	15-24	25-34	35-44	45-54	55-64	65-69	70 & above	Age not Stated	
1	2	3	4	5	6	7	8	9	10	11	12	13	14
			Total	0	2	22	59	59	56	10	26	0	234
61	84	FRACTURE OF SKULL AND FACIAL B	Male	0	1	0	0	0	0	0	0	0	1
			Female	0	0	0	0	0	0	0	0	0	0
			Total	0	1	0	0	0	0	0	0	0	0
62	85	FRACTURE OF NECK, THORAX OR PEL	Male	0	0	0	0	1	0	0	1	0	2
			Female	0	0	0	0	0	0	0	0	0	0
			Total	0	0	0	0	1	0	0	1	0	2
63	86	FRACTURE OF UPPER LIMB	Male	0	0	0	1	0	0	0	1	0	2
			Female	0	0	0	0	0	0	0	0	0	0
			Total	0	0	0	1	0	0	0	1	0	2
64	87	FRACTURE OF LOWER LIMB	Male	0	0	0	0	0	1	0	0	0	1
			Female	0	0	0	0	0	0	0	0	0	0
			Total	0	0	0	0	0	1	0	0	0	1
65	88	FRACTURES INVOLVING MULTIPLE BODY REGIONS, AND OF UNSPECIFIED BODY REGION	Male	0	0	1	2	1	1	0	1	0	6
			Female	0	0	0	0	0	0	0	0	0	0
			Total	0	0	1	2	1	1	0	1	0	6
66	89	INTRACRANIAL AND INTERNAL INJU	Male	0	0	1	3	1	1	0	1	0	7
			Female	0	0	0	0	0	0	0	0	0	0
			Total	0	0	1	3	1	1	0	1	0	7
67	90	CRUSHING INJURIES AND TRAUMATIC AMPUTATIONS OF SPECIFIED AND MULTIPLE BODY REGIONS	Male	0	0	1	1	1	2	0	0	0	5
			Female	0	0	0	0	0	0	0	0	0	0
			Total	0	0	1	1	1	2	0	0	0	5
68	91	OTHER INJURIES OF SPECIFIED, UNSPECIFIED AND MULTIPLE BODY REGIONS	Male	0	1	1	5	1	1	1	1	0	11
			Female	0	0	0	0	0	0	0	1	0	1
			Total	0	1	1	5	1	1	1	2	0	12
69	92	EFFECTS OF FOREIGN BODY ENTERING THROUGH NATURAL ORIFICE	Male	0	0	0	1	0	1	0	0	0	2
			Female	0	0	0	0	0	0	0	0	0	0
			Total	0	0	0	1	0	1	0	0	0	2
70	93	RAILWAY ACCIDENTS	Male	0	1	1	1	3	1	0	1	0	8
			Female	0	0	0	0	0	0	0	0	0	0
			Total	0	1	1	1	3	1	0	1	0	8
71	96	ALL OTHER TRANSPORT ACCIDENTS	Male	0	1	5	2	1	4	1	2	0	16
			Female	0	0	0	0	0	0	0	0	0	0
			Total	0	1	5	2	1	4	1	2	0	16
72	97	ACCIDENTAL DROWING AND SUBMERS	Male	0	0	3	5	1	3	1	1	0	14
			Female	0	0	0	0	0	0	0	0	0	0
			Total	0	0	3	5	1	3	1	1	0	14
73	98	EXPOSURE TO SMOKE, FIRE AND FLAMES	Male	0	0	0	0	0	1	0	0	0	1
			Female	0	0	0	0	0	0	0	0	0	0
			Total	0	0	0	0	0	1	0	0	0	1
74	100	ACCIDENTS CAUSED BY MACHINERY, AND BY CUTTING PIERCING INSTRUMENTS	Male	0	0	0	1	0	0	0	0	0	1
			Female	0	0	0	0	0	0	0	0	0	0
			Total	0	0	0	1	0	0	0	0	0	1
75	102	ACCIDENTAL POISONING BY AND EXPOSURE TO NOXIOUS SUBSTANCES	Male	0	2	4	2	3	1	1	1	0	14
			Female	0	0	0	0	0	0	0	0	0	0
			Total	0	2	4	2	3	1	1	1	0	14
76	104	SUN STROKE	Male	0	0	0	3	3	3	0	4	0	13
			Female	0	0	0	0	0	0	0	0	0	0
			Total	0	0	0	3	3	3	0	4	0	13
77	106	DENGUE FEVER	Male	0	0	1	0	2	1	0	0	0	4
			Female	0	0	0	0	0	0	0	0	0	0
			Total	0	0	1	0	2	1	0	0	0	4
		<b>Total</b>	<b>Male</b>	<b>0</b>	<b>60</b>	<b>449</b>	<b>1027</b>	<b>1178</b>	<b>1072</b>	<b>394</b>	<b>816</b>	<b>1</b>	<b>4997</b>
			<b>Female</b>	<b>0</b>	<b>0</b>	<b>2</b>	<b>6</b>	<b>7</b>	<b>6</b>	<b>4</b>	<b>16</b>	<b>0</b>	<b>41</b>
			<b>Total</b>	<b>0</b>	<b>1</b>	<b>1</b>	<b>1</b>	<b>2</b>	<b>2</b>	<b>0</b>	<b>0</b>	<b>0</b>	<b>5038</b>
1	2	TYPHOID FEVER AND PARATYPHOID	Male	0	1	1	1	0	0	0	0	0	3
			Female	0	0	0	0	0	0	0	0	0	0
			Total	0	1	1	1	0	0	0	0	0	3
2	3	FOOD POISONING	Male	0	0	0	1	0	0	0	0	0	1
			Female	0	0	0	0	1	0	0	0	0	1
			Total	0	0	0	1	1	0	0	0	0	2
3	4	DIARRHOEA AND GASTROENTERITIS	Male	0	0	1	2	1	3	0	0	0	7
			Female	0	0	0	0	0	0	0	0	0	0

TABLE D-20 DEATHS BY SELECTED CAUSE OF DEATH, AGE, SEX AND HABITS-(URBAN) - 2023

SL. No.	CAUSE ID	Selected cause of death	Sex	Age Group									Total
				Below 15	15-24	25-34	35-44	45-54	55-64	65-69	70 & above	Age not Stated	
1	2	3	4	5	6	7	8	9	10	11	12	13	14
			Total	0	0	1	2	1	3	0	0	0	7
4	5	RESPIRATORY TUBERCULOSIS	Male	0	0	5	6	4	6	2	8	0	31
			Female	0	0	0	0	0	0	0	0	0	0
			Total	0	0	5	6	4	6	2	8	0	31
5	12	RABIES	Male	0	0	0	0	1	0	0	0	0	1
			Female	0	0	0	0	0	0	0	0	0	0
			Total	0	0	0	0	1	0	0	0	0	1
6	14	OTHER AND UNSPECIFIED NEOPLASM	Male	0	0	3	3	4	1	0	1	0	12
			Female	0	0	0	0	0	0	0	0	0	0
			Total	0	0	3	3	4	1	0	1	0	12
7	15	DIABETES MELLITUS	Male	0	0	0	8	10	6	1	1	0	26
			Female	0	0	0	0	0	0	0	0	0	0
			Total	0	0	0	8	10	6	1	1	0	26
8	16	OTHER ANAEMIAS(D50-D55,D57-D64	Male	0	0	1	3	4	1	0	1	0	10
			Female	0	0	0	0	0	0	0	0	0	0
			Total	0	0	1	3	4	1	0	1	0	10
9	17	OTHER VIRAL ENCEPHALITIS	Male	0	0	2	2	0	0	0	0	0	4
			Female	0	0	0	0	0	0	0	0	0	0
			Total	0	0	2	2	0	0	0	0	0	4
10	18	OTHER FORMS OF HEART DISEASES	Male	0	1	11	36	39	26	16	21	0	150
			Female	0	0	0	0	1	0	0	1	0	2
			Total	0	1	11	36	40	26	16	22	0	152
11	19	PNEUMONIA	Male	0	0	8	13	10	13	5	12	0	61
			Female	0	0	1	0	0	0	0	1	0	2
			Total	0	0	9	13	10	13	5	13	0	63
12	20	INFLUENZA	Male	0	0	0	0	0	1	0	0	0	1
			Female	0	0	0	0	0	0	0	0	0	0
			Total	0	0	0	0	0	1	0	0	0	1
13	21	ASTHMA	Male	0	0	0	3	8	7	3	7	0	28
			Female	0	0	0	0	0	1	0	1	0	2
			Total	0	0	0	3	8	8	3	8	0	30
14	22	OTHER VIRAL HEPATITIS (Jaundice)	Male	0	0	2	7	3	4	0	0	0	16
			Female	0	0	0	0	0	0	0	0	0	0
			Total	0	0	2	7	3	4	0	0	0	16
15	23	DISEASES OF THE LIVER	Male	0	0	25	71	45	18	8	5	0	172
			Female	0	0	0	0	1	0	0	1	0	2
			Total	0	0	25	71	46	18	8	6	0	174
16	24	GASTRIC AND DUODENAL ULCER	Male	0	0	0	1	0	0	0	1	0	2
			Female	0	0	0	0	0	0	0	0	0	0
			Total	0	0	0	1	0	0	0	1	0	2
17	25	DISEASES OF APPENDIX	Male	0	0	1	2	0	0	0	0	0	3
			Female	0	0	0	0	0	0	0	0	0	0
			Total	0	0	1	2	0	0	0	0	0	3
18	30	CEREBROVASCULAR DISEASES	Male	0	0	2	5	7	8	3	5	0	30
			Female	0	0	0	1	0	0	1	0	0	2
			Total	0	0	2	6	7	8	4	5	0	32
19	31	SENILITY	Male	0	0	0	0	0	9	11	14	0	34
			Female	0	0	0	0	0	0	0	1	0	1
			Total	0	0	0	0	0	9	11	15	0	35
20	32	Others not else where classified	Male	0	4	14	9	10	4	0	0	0	41
			Female	0	0	0	0	0	0	0	0	0	0
			Total	0	4	14	9	10	4	0	0	0	41
21	33	BITES OF SNAKES AND OTHER VENOMOUS ANIMALS	Male	0	0	0	0	0	0	1	0	0	1
			Female	0	0	0	0	0	0	0	0	0	0
			Total	0	0	0	0	0	0	1	0	0	1
22	34	BURNS AND CORROSIONS	Male	0	0	0	0	1	1	0	0	0	2
			Female	0	0	0	0	0	0	0	0	0	0
			Total	0	0	0	0	1	1	0	0	0	2
23	35	ACCIDENTAL FALLS	Male	0	0	6	4	6	1	0	2	0	19
			Female	0	0	0	0	0	0	1	0	0	1
			Total	0	0	6	4	6	1	1	2	0	20
24	36	POISONINGS BY DRUGS AND BIOLOG	Male	0	2	4	7	5	7	1	6	0	32
			Female	0	0	0	0	0	0	0	0	0	0
			Total	0	2	4	7	5	7	1	6	0	32

TABLE D-20 DEATHS BY SELECTED CAUSE OF DEATH, AGE, SEX AND HABITS-(URBAN) - 2023

SL. No.	CAUSE ID	Selected cause of death	Sex	Age Group									Total		
				Below 15	15-24	25-34	35-44	45-54	55-64	65-69	70 & above	Age not Stated			
1	2	3	4	5	6	7	8	9	10	11	12	13	14		
25	37	MOTOR VEHICLE TRAFFIC ACCIDENT	Male	0	1	1	0	0	1	0	0	0	0	3	
			Female	0	0	0	0	0	0	0	0	0	0	0	
			Total	0	1	1	0	0	1	0	0	0	0	0	3
26	38	OTHER ROAD VEHICLE ACCIDENTS	Male	0	0	1	4	2	0	1	2	0	0	10	
			Female	0	0	0	0	0	0	0	0	0	0	0	
			Total	0	0	1	4	2	0	1	2	0	0	0	10
27	39	INTENTIONAL SELF-HARM(SUICIDE-ATTEMPTED)	Male	0	2	8	13	5	5	0	2	0	0	35	
			Female	0	0	0	0	0	0	0	1	0	0	1	
			Total	0	2	8	13	5	5	0	3	0	0	0	36
28	42	Viral Fever	Male	0	0	0	2	0	0	0	0	0	0	2	
			Female	0	0	0	0	0	0	0	0	0	0	0	
			Total	0	0	0	2	0	0	0	0	0	0	0	2
29	43	RENAL FAILURE and OTHER DISORDERS OF KIDNEY AND URETER	Male	0	0	6	23	15	13	4	7	0	0	68	
			Female	0	0	0	0	1	0	0	0	0	0	0	1
			Total	0	0	6	23	16	13	4	7	0	0	0	69
30	44	SEPTICAEMIA	Male	0	0	2	7	9	5	2	8	0	0	33	
			Female	0	0	0	0	0	0	0	0	0	0	0	
			Total	0	0	2	7	9	5	2	8	0	0	0	33
31	47	TUBERCULOSIS OF OTHER ORGANS AND MILIARY TUBERCULOSIS	Male	0	0	2	4	6	1	1	1	0	0	15	
			Female	0	0	0	0	0	0	0	0	0	0	0	
			Total	0	0	2	4	6	1	1	1	0	0	0	15
32	49	HUMAN IMMUNODEFICIENCY VIRUS(HIV)DISEASE	Male	0	0	0	1	2	0	1	1	0	0	5	
			Female	0	0	0	0	0	0	0	0	0	0	0	
			Total	0	0	0	1	2	0	1	1	0	0	0	5
33	50	MALIGNANT NEOPLASMS OF LIP, ORAL CAVITY AND PHARYNX	Male	0	0	2	5	6	6	3	4	0	0	26	
			Female	0	0	0	0	0	0	0	0	0	0	0	
			Total	0	0	2	5	6	6	3	4	0	0	0	26
34	51	MALIGNANT NEOPLASM OF OESOPHAGUS	Male	0	0	0	0	2	2	1	0	0	0	5	
			Female	0	0	0	0	0	0	0	0	0	0	0	
			Total	0	0	0	0	2	2	1	0	0	0	0	5
35	52	MALIGNANT NEOPLASM OF STOMACH	Male	0	0	2	0	3	1	1	0	0	0	7	
			Female	0	0	0	0	0	0	0	0	0	0	0	
			Total	0	0	2	0	3	1	1	0	0	0	0	7
36	53	MALIGNANT NEOPLASMS OF LIVER AND INTRAHEPATIC BILE DUCTS	Male	0	0	4	6	6	4	0	0	0	0	20	
			Female	0	0	1	0	0	0	0	0	0	0	1	
			Total	0	0	4	7	6	4	0	0	0	0	0	21
37	54	MALIGNANT NEOPLASMS OF LARYNX, TRACHEA, BRONCHUS AND LUNG	Male	0	0	0	1	5	11	2	7	0	0	26	
			Female	0	0	0	0	0	0	0	0	0	0	0	
			Total	0	0	0	1	5	11	2	7	0	0	0	26
38	57	MALIGNANT NEOPLASM OF PROSTATE	Male	0	0	0	0	0	1	0	0	0	0	1	
			Female	0	0	0	0	0	0	0	0	0	0	0	
			Total	0	0	0	0	0	1	0	0	0	0	0	1
39	58	MALIGNANT NEOPLASM OF BLADDER	Male	0	0	0	1	4	1	0	1	0	0	7	
			Female	0	0	0	0	0	0	0	0	0	0	0	
			Total	0	0	0	1	4	1	0	1	0	0	0	7
40	59	MALIGNANT NEOPLASMS OF MENINGES,BRAIN AND OTHER PARTS OF CENTRAL NERVOUS	Male	0	0	0	0	1	1	0	0	0	0	2	
			Female	0	0	0	0	0	0	0	0	0	0	0	
			Total	0	0	0	0	1	1	0	0	0	0	0	2
41	60	LEUKAEMIA	Male	0	0	0	1	0	0	0	0	0	0	1	
			Female	0	0	0	0	0	0	0	0	0	0	0	
			Total	0	0	0	1	0	0	0	0	0	0	0	1
42	61	OTHER PROTEIN-ENERGY MALNUTRITION	Male	0	0	1	3	0	0	1	0	0	0	5	
			Female	0	0	0	0	0	0	0	1	0	0	1	
			Total	0	0	1	3	0	0	1	1	0	0	0	6
43	63	SCHIZOPHRENIA, SCHIZOTYPAL & DELUSIONA and MENTAL BEHAVIOURAL DISORDERS	Male	0	0	0	2	0	0	1	0	0	0	3	
			Female	0	0	0	0	0	0	0	0	0	0	0	
			Total	0	0	0	2	0	0	1	0	0	0	0	3
44	64	OTHER INFLAMMATORY DISEASES OF THE CENTRAL NERVOUS SYSTEM	Male	0	0	0	1	3	3	0	1	0	0	8	
			Female	0	0	0	0	0	0	0	0	0	0	0	
			Total	0	0	0	1	3	3	0	1	0	0	0	8
45	65	EPILEPSY	Male	0	0	1	1	2	0	0	1	0	0	5	
			Female	0	0	0	0	0	0	0	0	0	0	0	
			Total	0	0	1	1	2	0	0	1	0	0	0	5

**TABLE D-20 DEATHS BY SELECTED CAUSE OF DEATH, AGE, SEX AND HABITS-(URBAN) - 2023**

SL. No.	CAUSE ID	Selected cause of death	Sex	Age Group										Total
				Below 15	15-24	25-34	35-44	45-54	55-64	65-69	70 & above	Age not Stated		
1	2	3	4	5	6	7	8	9	10	11	12	13	14	
46	66	HYPERTENSIVE HEART DISEASES	Male	0	5	8	39	40	27	14	26	0	159	
			Female	0	0	0	1	0	0	0	0	0	1	
			Total	0	5	8	40	40	27	14	26	0	160	
47	67	ACUTE MYOCARDIAL INFARCTION	Male	0	1	26	63	64	64	19	45	0	282	
			Female	0	0	0	1	1	1	0	2	0	5	
			Total	0	1	26	64	65	65	19	47	0	287	
48	68	ARTERIAL EMBOLISM AND THROMBOSIS,PHLEBITIS,THROMBOPHLEBITIS,VENOUS EMBOLISM AND THROMBOSIS	Male	0	0	0	2	2	1	0	2	0	7	
			Female	0	0	0	0	0	0	0	0	0	0	
			Total	0	0	0	2	2	1	0	2	0	7	
49	69	BRONCHITIS ,BRONCHIOLITIS and UNSPECIFIED EMPHYSEMA	Male	0	0	1	1	8	3	1	3	0	17	
			Female	0	0	0	0	0	0	0	0	0	0	
			Total	0	0	1	1	8	3	1	3	0	17	
50	71	PARALYTIC ILEUS AND INTESTINAL OBSTRUCTION WITHOUT HERNIA	Male	0	0	0	1	5	4	2	6	0	18	
			Female	0	0	0	0	0	0	0	0	0	0	
			Total	0	0	0	1	5	4	2	6	0	18	
51	73	CHOLELITHIASIS AND CHOLECYSTITIS	Male	0	0	0	4	4	0	1	1	0	10	
			Female	0	0	0	0	0	0	0	0	0	0	
			Total	0	0	0	4	4	0	1	1	0	10	
52	74	DISORDERS OF THE PANCREAS	Male	0	0	2	0	0	3	0	1	0	6	
			Female	0	0	0	0	0	0	0	0	0	0	
			Total	0	0	2	0	0	3	0	1	0	6	
53	75	RHEUMATOID ARTHRITIS AND OTHER	Male	0	0	1	0	0	0	0	0	0	1	
			Female	0	0	0	0	0	0	0	0	0	0	
			Total	0	0	1	0	0	0	0	0	0	1	
54	82	FEVER OF UNKNOWN ORIGIN	Male	0	0	2	1	0	2	2	1	0	8	
			Female	0	0	0	0	0	0	0	0	0	0	
			Total	0	0	2	1	0	2	2	1	0	8	
55	83	SHOCK, NOT ELSEWHERE CLASSIFIED	Male	0	0	8	24	15	12	3	7	0	69	
			Female	0	0	0	0	1	1	0	2	0	4	
			Total	0	0	8	24	16	13	3	9	0	73	
56	88	FRACTURES INVOLVING MULTIPLE BODY REGIONS, AND OF UNSPECIFIED BODY REGION	Male	0	0	0	2	1	1	0	0	0	4	
			Female	0	0	0	0	0	0	0	0	0	0	
			Total	0	0	0	2	1	1	0	0	0	4	
57	89	INTRACRANIAL AND INTERNAL INJURY	Male	0	0	0	1	1	0	0	0	0	2	
			Female	0	0	0	0	0	0	0	0	0	0	
			Total	0	0	0	1	1	0	0	0	0	2	
58	90	CRUSHING INJURIES AND TRAUMATIC AMPUTATIONS OF SPECIFIED AND MULTIPLE BODY REGIONS	Male	0	0	1	0	1	0	0	0	0	2	
			Female	0	0	0	0	0	0	0	0	0	0	
			Total	0	0	1	0	1	0	0	0	0	2	
59	91	OTHER INJURIES OF SPECIFIED, UNSPECIFIED AND MULTIPLE BODY REGIONS	Male	0	0	1	2	0	1	1	1	0	5	
			Female	0	0	0	0	0	0	0	0	0	0	
			Total	0	0	1	2	0	0	1	1	0	5	
60	93	RAILWAY ACCIDENTS	Male	0	1	0	1	3	1	0	0	0	6	
			Female	0	0	0	0	0	0	0	0	0	0	
			Total	0	1	0	1	3	1	0	0	0	6	
61	96	ALL OTHER TRANSPORT ACCIDENTS	Male	0	0	2	1	0	1	1	1	0	6	
			Female	0	0	0	0	0	0	0	0	0	0	
			Total	0	0	2	1	0	1	1	1	0	6	
62	97	ACCIDENTAL DROWING AND SUBMERSIONS	Male	0	0	0	2	1	0	0	0	0	3	
			Female	0	0	0	0	0	0	0	0	0	0	
			Total	0	0	0	2	1	0	0	0	0	3	
63	98	EXPOSURE TO SMOKE, FIRE AND FLAMES	Male	0	0	0	0	0	1	0	0	0	1	
			Female	0	0	0	0	0	0	0	0	0	0	
			Total	0	0	0	0	0	1	0	0	0	1	
64	102	ACCIDENTAL POISONING BY AND EXPOSURE TO NOXIOUS SUBSTANCES	Male	0	0	3	1	1	0	1	0	0	6	
			Female	0	0	0	0	0	0	0	0	0	0	
			Total	0	0	3	1	1	0	1	0	0	6	
65	104	SUN STROKE	Male	0	0	0	2	2	1	0	0	0	5	
			Female	0	0	0	0	0	0	0	0	0	0	
			Total	0	0	0	2	2	1	0	0	0	5	
		<b>Total</b>	Male	<b>0</b>	<b>18</b>	<b>171</b>	<b>406</b>	<b>377</b>	<b>292</b>	<b>114</b>	<b>213</b>	<b>0</b>	<b>1591</b>	
			Female	<b>0</b>	<b>0</b>	<b>1</b>	<b>4</b>	<b>6</b>	<b>3</b>	<b>2</b>	<b>11</b>	<b>0</b>	<b>27</b>	
			Total	<b>0</b>	<b>1</b>	<b>1</b>	<b>1</b>	<b>0</b>	<b>0</b>	<b>0</b>	<b>0</b>	<b>0</b>	<b>1618</b>	
		<b>Smoking,Chewing Arecnut &amp; Drinking Alcohol</b>												

TABLE D-20 DEATHS BY SELECTED CAUSE OF DEATH, AGE, SEX AND HABITS-(URBAN) - 2023

SL. No.	CAUSE ID	Selected cause of death	Sex	Age Group									Total		
				Below 15	15-24	25-34	35-44	45-54	55-64	65-69	70 & above	Age not Stated			
1	2	3	4	5	6	7	8	9	10	11	12	13	14		
1	2	TYPHOID FEVER AND PARATYPHOID	Male	0	1	1	1	0	1	0	0	0	0	4	
			Female	0	0	0	0	0	0	0	0	0	0	0	0
			Total	0	1	1	1	0	1	0	0	0	0	0	4
2	3	FOOD POISONING	Male	0	0	0	0	0	0	0	0	0	0	0	
			Female	0	0	0	0	1	0	0	0	0	0	1	
			Total	0	0	0	0	1	0	0	0	0	0	1	
3	4	DIARRHOEA AND GASTROENTERITIS	Male	0	0	1	1	2	1	0	0	0	0	5	
			Female	0	0	0	0	0	0	0	0	0	0	0	
			Total	0	0	1	1	2	1	0	0	0	0	5	
4	5	RESPIRATORY TUBERCULOSIS	Male	0	0	4	7	8	6	2	8	0	0	35	
			Female	0	0	0	0	0	0	0	0	0	0	0	
			Total	0	0	4	7	8	6	2	8	0	0	35	
5	12	RABIES	Male	0	0	0	0	1	0	0	0	0	0	1	
			Female	0	0	0	0	0	0	0	0	0	0	0	
			Total	0	0	0	0	1	0	0	0	0	0	1	
6	14	OTHER AND UNSPECIFIED NEOPLASM	Male	0	0	3	3	2	4	0	0	0	0	12	
			Female	0	0	0	0	0	0	0	0	0	0	0	
			Total	0	0	3	3	2	4	0	0	0	0	12	
7	15	DIABETES MELLITUS	Male	0	0	0	5	8	3	1	2	0	0	19	
			Female	0	0	0	0	0	0	0	0	0	0	0	
			Total	0	0	0	5	8	3	1	2	0	0	19	
8	16	OTHER ANAEMIAS(D50-D55,D57-D64	Male	0	0	0	4	1	2	0	1	0	0	8	
			Female	0	0	0	0	0	0	0	0	0	0	0	
			Total	0	0	0	4	1	2	0	1	0	0	8	
9	17	OTHER VIRAL ENCEPHALITIS	Male	0	0	0	2	0	0	0	1	0	0	3	
			Female	0	0	0	0	0	0	0	0	0	0	0	
			Total	0	0	0	2	0	0	0	1	0	0	3	
10	18	OTHER FORMS OF HEART DISEASES	Male	0	1	7	34	32	20	14	23	0	0	131	
			Female	0	0	0	0	1	0	0	1	0	0	2	
			Total	0	1	7	34	33	20	14	24	0	0	133	
11	19	PNEUMONIA	Male	0	0	7	12	13	14	3	11	0	0	60	
			Female	0	0	1	0	0	0	0	1	0	0	2	
			Total	0	0	8	12	13	14	3	12	0	0	62	
12	20	INFLUENZA	Male	0	0	0	0	0	2	0	0	0	0	2	
			Female	0	0	0	0	0	0	0	0	0	0	0	
			Total	0	0	0	0	0	2	0	0	0	0	2	
13	21	ASTHMA	Male	0	0	0	1	4	2	2	5	0	0	14	
			Female	0	0	0	0	0	0	0	1	0	0	1	
			Total	0	0	0	1	4	2	2	6	0	0	15	
14	22	OTHER VIRAL HEPATITIS (Jaundice)	Male	0	0	3	7	2	3	0	0	0	0	15	
			Female	0	0	0	0	0	0	0	0	0	0	0	
			Total	0	0	3	7	2	3	0	0	0	0	15	
15	23	DISEASES OF THE LIVER	Male	0	0	19	69	44	13	6	5	0	0	156	
			Female	0	0	0	0	2	0	0	1	0	0	3	
			Total	0	0	19	69	46	13	6	6	0	0	159	
16	24	GASTRIC AND DUODENAL ULCER	Male	0	0	0	1	0	0	0	0	0	0	1	
			Female	0	0	0	0	0	0	0	0	0	0	0	
			Total	0	0	0	1	0	0	0	0	0	0	1	
17	25	DISEASES OF APPENDIX	Male	0	0	0	2	0	0	0	0	0	0	2	
			Female	0	0	0	0	0	0	0	0	0	0	0	
			Total	0	0	0	2	0	0	0	0	0	0	2	
18	30	CEREBROVASCULAR DISEASES	Male	0	0	2	8	6	8	2	4	0	0	30	
			Female	0	0	0	1	0	0	0	0	0	0	1	
			Total	0	0	2	9	6	8	2	4	0	0	31	
19	31	SENILITY	Male	0	0	0	0	0	5	9	16	0	0	30	
			Female	0	0	0	0	0	0	0	0	0	0	0	
			Total	0	0	0	0	0	5	9	16	0	0	30	
20	32	Others not else where classified	Male	0	4	11	6	9	4	1	1	0	0	36	
			Female	0	0	0	0	0	0	0	0	0	0	0	
			Total	0	4	11	6	9	4	1	1	0	0	36	
21	33	BITES OF SNAKES AND OTHER VENOMOUS ANIMALS	Male	0	1	1	0	0	0	1	1	0	0	4	
			Female	0	0	0	0	0	0	0	0	0	0	0	
			Total	0	1	1	0	0	0	1	1	0	0	4	
22	35	ACCIDENTAL FALLS	Male	0	0	2	0	4	2	0	3	0	11		

**TABLE D-20 DEATHS BY SELECTED CAUSE OF DEATH, AGE, SEX AND HABITS-(URBAN) - 2023**

SL. No.	CAUSE ID	Selected cause of death	Sex	Age Group									Total
				Below 15	15-24	25-34	35-44	45-54	55-64	65-69	70 & above	Age not Stated	
1	2	3	4	5	6	7	8	9	10	11	12	13	14
			Female	0	0	0	0	0	0	0	0	0	0
			Total	0	0	2	0	4	2	0	3	0	11
23	36	POISONINGS BY DRUGS AND BIOLOG	Male	0	1	5	8	6	5	1	6	0	32
			Female	0	0	0	0	0	0	0	0	0	0
			Total	0	1	5	8	6	5	1	6	0	32
24	38	OTHER ROAD VEHICLE ACCIDENTS	Male	0	0	1	3	1	0	1	2	0	8
			Female	0	0	0	0	0	1	0	0	0	1
			Total	0	0	1	3	1	1	1	2	0	9
25	39	INTENTIONAL SELF-HARM(SUICIDE-ATTEMPTED)	Male	0	3	6	5	5	4	0	2	0	25
			Female	0	0	0	0	0	0	0	1	0	1
			Total	0	3	6	5	5	4	0	3	0	26
26	42	Viral Fever	Male	0	0	0	2	0	0	0	0	0	2
			Female	0	0	0	0	0	0	0	0	0	0
			Total	0	0	0	2	0	0	0	0	0	2
27	43	RENAL FAILURE and OTHER DISORDERS OF KIDNEY AND URETER	Male	0	0	7	25	14	8	7	3	0	64
			Female	0	0	0	0	1	0	0	0	0	1
			Total	0	0	7	25	15	8	7	3	0	65
28	44	SEPTICAEMIA	Male	0	0	1	9	10	4	3	8	0	35
			Female	0	0	0	0	0	0	0	0	0	0
			Total	0	0	1	9	10	4	3	8	0	35
29	47	TUBERCULOSIS OF OTHER ORGANS AND MILIARY TUBERCULOSIS	Male	0	0	3	4	6	1	0	2	0	16
			Female	0	0	0	0	0	0	0	0	0	0
			Total	0	0	3	4	6	1	0	2	0	16
30	49	HUMAN IMMUNODEFICIENCY VIRUS[HIV]DISEASE	Male	0	0	0	1	1	0	0	1	0	3
			Female	0	0	0	0	0	0	0	0	0	0
			Total	0	0	0	1	1	0	0	1	0	3
31	50	MALIGNANT NEOPLASMS OF LIP, ORAL CAVITY AND PHARYNX	Male	0	0	1	1	2	3	2	3	0	12
			Female	0	0	0	0	0	0	0	0	0	0
			Total	0	0	1	1	2	3	2	3	0	12
32	51	MALIGNANT NEOPLASM OF OESOPHAGUS	Male	0	0	0	0	2	0	1	0	0	3
			Female	0	0	0	0	0	0	0	0	0	0
			Total	0	0	0	0	2	0	1	0	0	3
33	52	MALIGNANT NEOPLASM OF STOMACH	Male	0	0	2	0	2	1	1	0	0	6
			Female	0	0	0	0	0	0	0	0	0	0
			Total	0	0	2	0	2	1	1	0	0	6
34	53	MALIGNANT NEOPLASMS OF LIVER AND INTRAHEPATIC BILE DUCTS	Male	0	0	2	6	6	1	0	1	0	16
			Female	0	0	0	1	0	0	0	0	0	1
			Total	0	0	2	7	6	1	0	1	0	17
35	54	MALIGNANT NEOPLASMS OF LARYNX, TRACHEA, BRONCHUS AND LUNG	Male	0	0	2	1	6	7	2	4	0	22
			Female	0	0	0	0	0	0	0	0	0	0
			Total	0	0	2	1	6	7	2	4	0	22
36	58	MALIGNANT NEOPLASM OF BLADDER	Male	0	0	0	1	3	1	0	0	0	5
			Female	0	0	0	0	0	0	0	0	0	0
			Total	0	0	0	1	3	1	0	0	0	5
37	59	MALIGNANT NEOPLASMS OF MENINGES,BRAIN AND OTHER PARTS OF CENTRAL NERVOUS	Male	0	0	0	0	2	2	0	0	0	4
			Female	0	0	0	0	0	0	0	0	0	0
			Total	0	0	0	0	2	2	0	0	0	4
38	60	LEUKAEMIA	Male	0	0	0	1	0	0	0	0	0	1
			Female	0	0	0	0	0	0	0	0	0	0
			Total	0	0	0	1	0	0	0	0	0	1
39	61	OTHER PROTEIN-ENERGY MALNUTRITION	Male	0	0	1	3	0	1	1	0	0	6
			Female	0	0	0	0	0	0	0	1	0	1
			Total	0	0	1	3	0	1	1	1	0	7
40	62	DISORDERS OF THYROID GLAND	Male	0	0	0	0	0	0	1	0	0	1
			Female	0	0	0	0	0	0	0	0	0	0
			Total	0	0	0	0	0	0	1	0	0	1
41	63	SCHIZOPHRENIA, SCHIZOTYPAL & DELUSIONA and MENTAL BEHAVIOURAL DISORDERS	Male	0	0	0	2	0	0	1	0	0	3
			Female	0	0	0	0	0	0	0	0	0	0
			Total	0	0	0	2	0	0	1	0	0	3
42	64	OTHER INFLAMMATORY DISEASES OF THE CENTRAL NERVOUS SYSTEM	Male	0	1	0	0	1	2	0	0	0	4
			Female	0	0	0	0	0	0	0	0	0	0
			Total	0	1	0	0	1	2	0	0	0	4
43	65	EPILEPSY	Male	0	0	2	1	2	1	0	1	0	7
			Female	0	0	0	0	0	0	0	0	0	0



**TABLE D-20 DEATHS BY SELECTED CAUSE OF DEATH, AGE, SEX AND HABITS-(URBAN) - 2023**

SL. No.	CAUSE ID	Selected cause of death	Sex	Age Group									Total
				Below 15	15-24	25-34	35-44	45-54	55-64	65-69	70 & above	Age not Stated	
1	2	3	4	5	6	7	8	9	10	11	12	13	14
			Total	0	0	2	1	2	1	0	1	0	7
44	66	HYPERTENSIVE HEART DISEASES	Male	0	6	11	38	39	30	9	19	0	152
			Female	0	0	0	1	0	0	0	0	0	1
			Total	0	6	11	39	39	30	9	19	0	153
45	67	ACUTE MYOCARDIAL INFARCTION	Male	0	1	22	50	49	46	17	41	0	226
			Female	0	0	0	1	1	0	0	2	0	4
			Total	0	1	22	51	50	46	17	43	0	230
46	68	ARTERIAL EMBOLISM AND THROMBOSIS,PHLEBITIS,THROMBOPHLEBITIS,VENOUS EMBOLISM AND THROMBOSIS	Male	0	0	0	1	2	0	0	1	0	4
			Female	0	0	0	0	0	0	0	0	0	0
			Total	0	0	0	1	2	0	0	1	0	4
47	69	BRONCHITIS ,BRONCHIOLITIS and UNSPECIFIED EMPHYSEMA	Male	0	0	1	1	5	3	1	2	0	13
			Female	0	0	0	0	0	0	0	0	0	0
			Total	0	0	1	1	5	3	1	2	0	13
48	71	PARALYTIC ILEUS AND INTESTINAL OBSTRUCTION WITHOUT HERNIA	Male	0	0	0	1	4	5	1	5	0	16
			Female	0	0	0	0	0	0	0	0	0	0
			Total	0	0	0	1	4	5	1	5	0	16
49	73	CHOLELITHIASIS AND CHOLECYSTITIS	Male	0	0	0	3	3	0	1	1	0	8
			Female	0	0	0	0	0	0	0	0	0	0
			Total	0	0	0	3	3	0	1	1	0	8
50	74	DISORDERS OF THE PANCREAS	Male	0	0	1	0	1	1	0	1	0	4
			Female	0	0	0	0	0	0	0	0	0	0
			Total	0	0	1	0	1	1	0	1	0	4
51	82	FEVER OF UNKNOWN ORIGIN	Male	0	0	1	2	0	1	2	1	0	7
			Female	0	0	0	0	0	0	0	1	0	1
			Total	0	0	1	2	0	1	2	2	0	8
52	83	SHOCK, NOT ELSEWHERE CLASSIFIED	Male	0	0	7	21	13	12	3	6	0	62
			Female	0	0	0	0	1	1	0	1	0	3
			Total	0	0	7	21	14	13	3	7	0	65
53	88	FRACTURES INVOLVING MULTIPLE BODY REGIONS, AND OF UNSPECIFIED BODY REGION	Male	0	0	0	1	1	1	0	0	0	3
			Female	0	0	0	0	0	0	0	0	0	0
			Total	0	0	0	1	1	1	0	0	0	3
54	89	INTRACRANIAL AND INTERNAL INJURY	Male	0	0	1	1	0	0	0	0	0	2
			Female	0	0	0	0	0	0	0	0	0	0
			Total	0	0	1	1	0	0	0	0	0	2
55	90	CRUSHING INJURIES AND TRAUMATIC AMPUTATIONS OF SPECIFIED AND MULTIPLE BODY REGIONS	Male	0	0	1	0	1	0	0	0	0	2
			Female	0	0	0	0	0	0	0	0	0	0
			Total	0	0	1	0	1	0	0	0	0	2
56	91	OTHER INJURIES OF SPECIFIED, UNSPECIFIED AND MULTIPLE BODY REGIONS	Male	0	0	1	1	0	0	1	1	0	4
			Female	0	0	0	0	0	0	0	0	0	0
			Total	0	0	1	1	0	0	1	1	0	4
57	93	RAILWAY ACCIDENTS	Male	0	1	0	1	2	0	0	0	0	4
			Female	0	0	0	0	0	0	0	0	0	0
			Total	0	1	0	1	2	0	0	0	0	4
58	96	ALL OTHER TRANSPORT ACCIDENTS	Male	0	0	2	0	0	2	1	0	0	5
			Female	0	0	0	0	0	0	0	0	0	0
			Total	0	0	2	0	0	2	1	0	0	5
59	97	ACCIDENTAL DROWING AND SUBMERSIONS	Male	0	0	1	1	0	0	0	0	0	2
			Female	0	0	0	0	0	0	0	0	0	0
			Total	0	0	1	1	0	0	0	0	0	2
60	98	EXPOSURE TO SMOKE, FIRE AND FLAMES	Male	0	0	0	0	0	1	0	0	0	1
			Female	0	0	0	0	0	0	0	0	0	0
			Total	0	0	0	0	0	1	0	0	0	1
61	102	ACCIDENTAL POISONING BY AND EXPOSURE TO NOXIOUS SUBSTANCES	Male	0	0	2	1	1	0	0	0	0	4
			Female	0	0	0	0	0	0	0	0	0	0
			Total	0	0	2	1	1	0	0	0	0	4
62	104	SUN STROKE	Male	0	0	0	2	3	0	0	1	0	6
			Female	0	0	0	0	0	0	0	0	0	0
			Total	0	0	0	2	3	0	0	1	0	6
		<b>Total</b>	<b>Male</b>	<b>0</b>	<b>20</b>	<b>145</b>	<b>361</b>	<b>329</b>	<b>233</b>	<b>98</b>	<b>193</b>	<b>0</b>	<b>1379</b>
			<b>Female</b>	<b>0</b>	<b>0</b>	<b>1</b>	<b>4</b>	<b>7</b>	<b>2</b>	<b>0</b>	<b>10</b>	<b>0</b>	<b>24</b>
			<b>Total</b>	<b>0</b>	<b>1</b>	<b>1</b>	<b>1</b>	<b>0</b>	<b>1</b>	<b>0</b>	<b>0</b>	<b>0</b>	<b>1403</b>

TABLE D-21 DEATHS BY SELECTED CAUSE OF DEATH, AGE, SEX AND HABITS-(RURAL & URBAN) - 2023

SL. No.	CAUSE ID	Selected cause of death	Sex	Age Group									Total	
				Below 15	15-24	25-34	35-44	45-54	55-64	65-69	70 & above	Age not Stated		
1	2	3	4	5	6	7	8	9	10	11	12	13	14	
		<b>All habits</b>												
1	2	TYPHOID FEVER AND PARATYPHOID	Male	0	1	1	2	1	1	0	0	0	6	
			Female	0	0	0	0	0	0	0	0	0	0	0
			Total	0	1	1	2	1	1	0	0	0	0	6
2	3	FOOD POISONING	Male	0	0	0	0	0	0	0	0	0	0	0
			Female	0	0	0	0	1	0	0	0	0	0	1
			Total	0	0	0	0	1	0	0	0	0	0	1
3	4	DIARRHOEA AND GASTROENTERITIS	Male	0	0	1	1	1	1	0	0	0	4	
			Female	0	0	0	0	0	0	0	0	0	0	0
			Total	0	0	1	1	1	1	0	0	0	0	4
4	5	RESPIRATORY TUBERCULOSIS	Male	0	0	3	6	4	7	2	7	0	29	
			Female	0	0	0	0	0	0	0	0	0	0	0
			Total	0	0	3	6	4	7	2	7	0	0	29
5	12	RABIES	Male	0	0	0	0	1	0	0	0	0	1	
			Female	0	0	0	0	0	0	0	0	0	0	0
			Total	0	0	0	0	1	0	0	0	0	0	1
6	14	OTHER AND UNSPECIFIED NEOPLASM	Male	0	0	3	6	6	4	1	0	0	20	
			Female	0	0	0	0	0	1	0	0	0	1	1
			Total	0	0	3	6	6	5	1	0	0	0	21
7	15	DIABETES MELLITUS	Male	0	0	0	7	6	6	2	3	0	24	
			Female	0	0	0	0	1	0	0	0	0	1	1
			Total	0	0	0	7	7	6	2	3	0	0	25
8	16	OTHER ANAEMIAS(D50-D55,D57-D64	Male	0	0	0	2	2	1	1	1	0	7	
			Female	0	0	0	0	0	0	0	0	0	0	0
			Total	0	0	0	2	2	1	1	1	0	0	7
9	17	OTHER VIRAL ENCEPHALITIS	Male	0	0	0	2	1	0	0	0	0	3	
			Female	0	0	0	0	0	0	0	0	0	0	0
			Total	0	0	0	2	1	0	0	0	0	0	3
10	18	OTHER FORMS OF HEART DISEASES	Male	0	1	6	32	31	23	15	27	0	135	
			Female	0	0	0	0	1	0	1	2	0	4	4
			Total	0	1	6	32	32	23	16	29	0	0	139
11	19	PNEUMONIA	Male	0	0	7	14	9	12	3	8	0	53	
			Female	0	0	1	0	0	0	0	1	0	2	2
			Total	0	0	8	14	9	12	3	9	0	0	55
12	20	INFLUENZA	Male	0	0	0	0	0	1	0	0	0	1	
			Female	0	0	0	0	0	0	0	0	0	0	0
			Total	0	0	0	0	0	1	0	0	0	0	1
13	21	ASTHMA	Male	0	0	0	2	4	10	8	17	0	41	
			Female	0	0	0	0	0	0	0	2	0	2	2
			Total	0	0	0	2	4	10	8	19	0	0	43
14	22	OTHER VIRAL HEPATITIS (Jaundice)	Male	0	0	1	8	2	3	0	0	0	14	
			Female	0	0	0	0	0	0	0	0	0	0	0
			Total	0	0	1	8	2	3	0	0	0	0	14
15	23	DISEASES OF THE LIVER	Male	0	0	16	62	40	11	6	5	0	140	
			Female	0	0	0	0	2	0	0	1	0	3	3
			Total	0	0	16	62	42	11	6	6	0	0	143
16	24	GASTRIC AND DUODENAL ULCER	Male	0	0	0	1	0	0	0	0	0	1	
			Female	0	0	0	0	0	0	0	0	0	0	0
			Total	0	0	0	1	0	0	0	0	0	0	1
17	25	DISEASES OF APPENDIX	Male	0	0	0	2	1	0	0	0	0	3	
			Female	0	0	0	0	0	0	0	0	0	0	0
			Total	0	0	0	2	1	0	0	0	0	0	3
18	26	Genital Urinary system	Male	0	0	1	0	0	1	0	0	0	2	
			Female	0	0	0	0	0	0	0	0	0	0	0
			Total	0	0	1	0	0	1	0	0	0	0	2
19	30	CEREBROVASCULAR DISEASES	Male	0	0	2	4	6	7	2	4	0	25	
			Female	0	0	0	1	0	0	0	0	0	1	1
			Total	0	0	2	5	6	7	2	4	0	0	26

TABLE D-21 DEATHS BY SELECTED CAUSE OF DEATH, AGE, SEX AND HABITS-(RURAL & URBAN) - 2023

SL. No.	CAUSE ID	Selected cause of death	Sex	Age Group									Total	
				Below 15	15-24	25-34	35-44	45-54	55-64	65-69	70 & above	Age not Stated		
1	2	3	4	5	6	7	8	9	10	11	12	13	14	
20	31	SENILITY	Male	0	0	0	0	0	12	14	39	0	65	
			Female	0	0	0	0	0	1	2	3	0	6	
			Total	0	0	0	0	0	13	16	42	0	71	
21	32	Others not else where classified	Male	0	5	13	11	8	7	1	1	0	46	
			Female	0	0	0	0	0	0	0	0	0	0	0
			Total	0	5	13	11	8	7	1	1	0	46	
22	33	BITES OF SNAKES AND OTHER VENOMOUS ANIMALS	Male	0	0	0	0	0	0	1	0	0	1	
			Female	0	0	0	0	0	0	0	0	0	0	0
			Total	0	0	0	0	0	0	1	0	0	1	
23	35	ACCIDENTAL FALLS	Male	0	0	2	1	4	1	0	2	0	10	
			Female	0	0	0	0	0	0	0	0	0	0	0
			Total	0	0	2	1	4	1	0	2	0	10	
24	36	POISONINGS BY DRUGS AND BIOLOG	Male	0	1	3	5	4	6	1	5	0	25	
			Female	0	0	0	0	0	0	0	0	0	0	0
			Total	0	1	3	5	4	6	1	5	0	25	
25	37	MOTOR VEHICLE TRAFFIC ACCIDENT	Male	0	0	0	1	0	0	0	0	0	1	
			Female	0	0	0	0	0	0	0	0	0	0	0
			Total	0	0	0	1	0	0	0	0	0	1	
26	38	OTHER ROAD VEHICLE ACCIDENTS	Male	0	0	1	4	0	1	1	2	0	9	
			Female	0	0	0	0	0	0	0	0	0	0	0
			Total	0	0	1	4	0	1	1	2	0	9	
27	39	INTENTIONAL SELF-HARM(SUICIDE-ATTEMPTED)	Male	0	2	6	5	5	3	1	2	0	24	
			Female	0	0	0	0	0	0	0	1	0	1	
			Total	0	2	6	5	5	3	1	3	0	25	
28	42	Viral Fever	Male	0	0	0	2	0	0	0	0	0	2	
			Female	0	0	0	0	0	0	0	0	0	0	
			Total	0	0	0	2	0	0	0	0	0	2	
29	43	RENAL FAILURE and OTHER DISORDERS OF KIDNEY AND URETER	Male	0	0	8	28	15	6	5	3	0	65	
			Female	0	0	0	0	1	0	0	0	0	1	
			Total	0	0	8	28	16	6	5	3	0	66	
30	44	SEPTICAEMIA	Male	0	0	3	9	8	4	2	7	0	33	
			Female	0	0	0	0	0	0	0	0	0	0	
			Total	0	0	3	9	8	4	2	7	0	33	
31	47	TUBERCULOSIS OF OTHER ORGANS AND MILIARY TUBERCULOSIS	Male	0	0	1	3	4	1	0	0	0	9	
			Female	0	0	0	0	0	0	0	0	0	0	
			Total	0	0	1	3	4	1	0	0	0	9	
32	49	HUMAN IMMUNODEFICIENCY VIRUS[HIV]DISEASE	Male	0	0	0	1	3	0	0	1	0	5	
			Female	0	0	0	0	0	0	0	0	0	0	
			Total	0	0	0	1	3	0	0	1	0	5	
33	50	MALIGNANT NEOPLASMS OF LIP, ORAL CAVITY AND PHARYNX	Male	0	0	2	1	4	9	4	3	0	23	
			Female	0	0	0	0	0	0	0	0	0	0	
			Total	0	0	2	1	4	9	4	3	0	23	
34	51	MALIGNANT NEOPLASM OF OESOPHAGUS	Male	0	0	0	0	2	0	1	0	0	3	
			Female	0	0	0	0	0	0	0	0	0	0	
			Total	0	0	0	0	2	0	1	0	0	3	
35	52	MALIGNANT NEOPLASM OF STOMACH	Male	0	0	2	1	2	2	2	0	0	9	
			Female	0	0	0	0	0	0	0	0	0	0	
			Total	0	0	2	1	2	2	2	0	0	9	
36	53	MALIGNANT NEOPLASMS OF LIVER AND INTRAHEPATIC BILE DUCTS	Male	0	0	3	5	6	2	0	0	0	16	
			Female	0	0	0	1	0	0	0	0	0	1	
			Total	0	0	3	6	6	2	0	0	0	17	
37	54	MALIGNANT NEOPLASMS OF LARYNX, TRACHEA, BRONCHUS AND LUNG	Male	0	0	0	1	5	7	2	5	0	20	
			Female	0	0	0	0	0	0	0	0	0	0	
			Total	0	0	0	1	5	7	2	5	0	20	
38	58	MALIGNANT NEOPLASM OF BLADDER	Male	0	0	1	1	4	2	0	0	0	8	
			Female	0	0	0	0	0	0	0	0	0	0	
			Total	0	0	1	1	4	2	0	0	0	8	
39	59	MALIGNANT NEOPLASMS OF	Male	0	0	0	0	1	1	0	0	0	2	

TABLE D-21 DEATHS BY SELECTED CAUSE OF DEATH, AGE, SEX AND HABITS-(RURAL & URBAN) - 2023

SL. No.	CAUSE ID	Selected cause of death	Sex	Age Group									Total	
				Below 15	15-24	25-34	35-44	45-54	55-64	65-69	70 & above	Age not Stated		
1	2	3	4	5	6	7	8	9	10	11	12	13	14	
		MENINGES,BRAIN AND OTHER PARTS OF CENTRAL NERVOUS	Female	0	0	0	0	0	0	0	0	0	0	0
			Total	0	0	0	0	1	1	0	0	0	2	
40	60	LEUKAEMIA	Male	0	0	0	1	0	0	0	0	0	1	
			Female	0	0	0	0	0	0	0	0	0	0	
			Total	0	0	0	1	0	0	0	0	0	1	
41	61	OTHER PROTEIN-ENERGY MALNUTRITION	Male	0	0	1	3	2	0	3	0	0	9	
			Female	0	0	0	0	0	0	0	1	0	1	
			Total	0	0	1	3	2	0	3	1	0	10	
42	63	SCHIZOPHRENIA, SCHIZOTYPAL & DELUSIONA and MENTAL BEHAVIOURAL DISORDERS	Male	0	0	0	2	0	0	1	0	0	3	
			Female	0	0	0	0	0	0	0	0	0	0	
			Total	0	0	0	2	0	0	1	0	0	3	
43	64	OTHER INFLAMMATORY DISEASES OF THE CENTRAL NERVOUS SYSTEM	Male	0	0	0	0	1	3	0	0	0	4	
			Female	0	0	0	0	0	0	0	0	0	0	
			Total	0	0	0	0	1	3	0	0	0	4	
44	65	EPILEPSY	Male	0	0	1	1	2	0	0	1	0	5	
			Female	0	0	0	0	0	0	0	0	0	0	
			Total	0	0	1	1	2	0	0	1	0	5	
45	66	HYPERTENSIVE HEART DISEASES	Male	0	5	8	39	42	35	13	26	0	168	
			Female	0	0	0	1	1	1	0	0	0	3	
			Total	0	5	8	40	43	36	13	26	0	171	
46	67	ACUTE MYOCARDIAL INFARCTION	Male	0	1	19	48	42	42	13	41	0	206	
			Female	0	0	0	1	1	1	0	2	0	5	
			Total	0	1	19	49	43	43	13	43	0	211	
47	68	ARTERIAL EMBOLISM AND THROMBOSISPHLEBITIS,THROMBOPHLEBITIS,VENOUS EMBOLISM AND THROMBOSIS	Male	0	0	0	1	2	0	0	1	0	4	
			Female	0	0	0	0	0	0	0	0	0	0	
			Total	0	0	0	1	2	0	0	1	0	4	
48	69	BRONCHITIS ,BRONCHIOLITIS and UNSPECIFIED EMPHYSEMA	Male	0	0	1	0	4	2	1	1	0	9	
			Female	0	0	0	0	0	0	0	0	0	0	
			Total	0	0	1	0	4	2	1	1	0	9	
49	71	PARALYTIC ILEUS AND INTESTINAL OBSTRUCTION WITHOUT HERNIA	Male	0	0	1	2	7	8	4	8	0	30	
			Female	0	0	0	0	0	0	0	0	0	0	
			Total	0	0	1	2	7	8	4	8	0	30	
50	73	CHOLELITHIASIS AND CHOLECYSTIT	Male	0	0	1	3	3	2	1	1	0	11	
			Female	0	0	0	0	0	0	0	0	0	0	
			Total	0	0	1	3	3	2	1	1	0	11	
51	74	DISORDERS OF THE PANCREAS	Male	0	0	1	0	0	1	0	1	0	3	
			Female	0	0	0	0	0	0	0	0	0	0	
			Total	0	0	1	0	0	1	0	1	0	3	
52	82	FEVER OF UNKNOWN ORIGIN	Male	0	0	1	1	1	1	2	1	0	7	
			Female	0	0	0	0	0	0	0	0	0	0	
			Total	0	0	1	1	1	1	2	1	0	7	
53	83	SHOCK, NOT ELSEWHERE CLASSIFIE	Male	0	0	8	18	17	11	2	5	0	61	
			Female	0	0	0	0	1	1	0	1	0	3	
			Total	0	0	8	18	18	12	2	6	0	64	
54	88	FRACTURES INVOLVING MULTIPLE BODY REGIONS, AND OF UNSPECIFIED BODY REGION	Male	0	0	1	1	1	1	0	0	0	4	
			Female	0	0	0	0	0	0	0	0	0	0	
			Total	0	0	1	1	1	1	0	0	0	4	
55	89	INTRACRANIAL AND INTERNAL INJU	Male	0	0	0	1	0	0	0	0	0	1	
			Female	0	0	0	0	0	0	0	0	0	0	
			Total	0	0	0	1	0	0	0	0	0	1	
56	90	CRUSHING INJURIES AND TRAUMATIC AMPUTATIONS OF SPECIFIED AND MULTIPLE BODY REGIONS	Male	0	0	1	0	1	0	0	0	0	2	
			Female	0	0	0	0	0	0	0	0	0	0	
			Total	0	0	1	0	1	0	0	0	0	2	
57	91	OTHER INJURIES OF SPECIFIED,UNSPECIFIED AND MULTIPLE BODY REGIONS	Male	0	0	1	1	0	0	1	1	0	4	
			Female	0	0	0	0	0	0	0	0	0	0	
			Total	0	0	1	1	0	0	1	1	0	4	
58	92	EFFECTS OF FOREIGN BODY ENTERING THROUGH NATURAL ORIFICES	Male	0	0	0	0	0	0	0	1	0	1	
			Female	0	0	0	0	0	0	0	0	0	0	

TABLE D-21 DEATHS BY SELECTED CAUSE OF DEATH, AGE, SEX AND HABITS-(RURAL & URBAN) - 2023

SL. No.	CAUSE ID	Selected cause of death	Sex	Age Group									Total
				Below 15	15-24	25-34	35-44	45-54	55-64	65-69	70 & above	Age not Stated	
1	2	3	4	5	6	7	8	9	10	11	12	13	14
		ORIFICE	Total	0	0	0	0	0	0	0	1	0	1
59	93	RAILWAY ACCIDENTS	Male	0	1	0	2	2	0	0	0	0	5
			Female	0	0	0	0	0	0	0	0	0	0
			Total	0	1	0	2	2	0	0	0	0	5
60	96	ALL OTHER TRANSPORT ACCIDENTS	Male	0	1	2	0	0	1	1	1	0	6
			Female	0	0	0	0	0	0	0	0	0	0
			Total	0	1	2	0	0	1	1	1	0	6
61	97	ACCIDENTAL DROWING AND SUBMERS	Male	0	0	0	1	1	1	0	0	0	3
			Female	0	0	0	0	0	0	0	0	0	0
			Total	0	0	0	1	1	1	0	0	0	3
62	98	EXPOSURE TO SMOKE, FIRE AND FLAMES	Male	0	0	0	0	0	1	0	0	0	1
			Female	0	0	0	0	0	0	0	0	0	0
			Total	0	0	0	0	0	1	0	0	0	1
63	100	ACCIDENTS CAUSED BY MACHINERY,AND BY CUTTING PIERCING INSTRUMENTS	Male	0	0	0	0	0	0	0	1	0	1
			Female	0	0	0	0	0	0	0	0	0	0
			Total	0	0	0	0	0	0	0	1	0	1
64	102	ACCIDENTAL POISONING BY AND EXPOSURE TO NOXIOUS SUBSTANCES	Male	0	0	2	1	0	0	0	0	0	3
			Female	0	0	0	0	0	0	0	0	0	0
			Total	0	0	2	1	0	0	0	0	0	3
65	104	SUN STROKE	Male	0	0	0	2	4	2	0	2	0	10
			Female	0	0	0	0	0	0	0	0	0	0
			Total	0	0	0	2	4	2	0	2	0	10
66	105	COVID 19 VIRUS NOT IDENTIFIED	Male	0	0	0	0	0	1	0	0	0	1
			Female	0	0	0	0	0	0	0	0	0	0
			Total	0	0	0	0	0	1	0	0	0	1
		<b>Total</b>	<b>Male</b>	<b>0</b>	<b>18</b>	<b>135</b>	<b>358</b>	<b>322</b>	<b>264</b>	<b>117</b>	<b>234</b>	<b>0</b>	<b>1448</b>
			<b>Female</b>	<b>0</b>	<b>0</b>	<b>1</b>	<b>4</b>	<b>9</b>	<b>5</b>	<b>3</b>	<b>14</b>	<b>0</b>	<b>36</b>
			<b>Total</b>	<b>0</b>	<b>1</b>	<b>1</b>	<b>2</b>	<b>1</b>	<b>1</b>	<b>0</b>	<b>0</b>	<b>0</b>	<b>1484</b>
		<b>Chewing Arecant &amp; Drinking Alcohol</b>											
1	2	TYPHOID FEVER AND PARATYPHOID	Male	0	1	1	2	1	3	0	0	0	8
			Female	0	0	0	0	1	0	0	0	0	1
			Total	0	1	1	2	2	3	0	0	0	9
2	3	FOOD POISONING	Male	0	0	0	1	0	0	0	0	0	1
			Female	0	0	0	0	1	0	0	0	0	1
			Total	0	0	0	1	1	0	0	0	0	2
3	4	DIARRHOEA AND GASTROENTERITIS	Male	0	0	1	3	2	2	0	0	0	8
			Female	0	0	0	0	0	0	0	0	0	0
			Total	0	0	1	3	2	2	0	0	0	8
4	5	RESPIRATORY TUBERCULOSIS	Male	0	0	7	14	15	9	2	9	0	56
			Female	0	0	1	1	0	0	0	0	0	2
			Total	0	0	8	15	15	9	2	9	0	58
5	12	RABIES	Male	0	0	0	0	1	0	0	0	0	1
			Female	0	0	0	0	0	0	0	0	0	0
			Total	0	0	0	0	1	0	0	0	0	1
6	14	OTHER AND UNSPECIFIED NEOPLASM	Male	0	0	4	13	8	14	4	3	0	46
			Female	0	0	0	0	0	2	0	1	0	3
			Total	0	0	4	13	8	16	4	4	0	49
7	15	DIABETES MELLITUS	Male	0	0	0	11	18	11	4	7	0	51
			Female	0	0	0	2	1	2	0	0	0	5
			Total	0	0	0	13	19	13	4	7	0	56
8	16	OTHER ANAEMIAS(D50-D55,D57-D64)	Male	0	0	2	5	3	2	1	1	0	14
			Female	0	0	0	1	2	0	0	0	0	3
			Total	0	0	2	6	5	2	1	1	0	17
9	17	OTHER VIRAL ENCEPHALITIS	Male	0	0	0	4	1	0	0	1	0	6
			Female	0	0	0	0	1	0	0	0	0	1
			Total	0	0	0	4	2	0	0	1	0	7
10	18	OTHER FORMS OF HEART DISEASES	Male	0	1	14	60	58	48	34	68	0	283
			Female	0	0	0	1	5	3	2	7	0	18

TABLE D-21 DEATHS BY SELECTED CAUSE OF DEATH, AGE, SEX AND HABITS-(RURAL & URBAN) - 2023

SL. No.	CAUSE ID	Selected cause of death	Sex	Age Group									Total
				Below 15	15-24	25-34	35-44	45-54	55-64	65-69	70 & above	Age not Stated	
1	2	3	4	5	6	7	8	9	10	11	12	13	14
			Total	0	1	14	61	63	51	36	75	0	301
11	19	PNEUMONIA	Male	0	0	10	24	18	20	3	13	0	88
			Female	0	0	1	0	0	2	0	4	0	7
			Total	0	0	11	24	18	22	3	17	0	95
12	20	INFLUENZA	Male	0	0	0	0	0	2	0	0	0	2
			Female	0	0	0	0	0	0	0	0	0	0
			Total	0	0	0	0	0	2	0	0	0	2
13	21	ASTHMA	Male	0	0	2	7	9	23	11	26	0	78
			Female	0	0	0	1	0	3	1	3	0	8
			Total	0	0	2	8	9	26	12	29	0	86
14	22	OTHER VIRAL HEPATITIS (Jaundice)	Male	0	0	7	19	8	4	3	0	0	41
			Female	0	0	0	1	0	0	0	0	0	1
			Total	0	0	7	20	8	4	3	0	0	42
15	23	DISEASES OF THE LIVER	Male	0	2	45	136	89	30	12	7	0	321
			Female	0	0	0	1	5	3	2	2	0	13
			Total	0	2	45	137	94	33	14	9	0	334
16	24	GASTRIC AND DUODENAL ULCER	Male	0	0	1	1	0	0	1	0	0	3
			Female	0	0	0	0	1	0	0	0	0	1
			Total	0	0	1	1	1	0	1	0	0	4
17	25	DISEASES OF APPENDIX	Male	0	0	0	3	2	0	0	0	0	5
			Female	0	0	0	0	0	0	0	0	0	0
			Total	0	0	0	3	2	0	0	0	0	5
18	26	Genital Urinary system	Male	0	0	1	1	0	1	0	0	0	3
			Female	0	0	0	0	0	0	0	0	0	0
			Total	0	0	1	1	0	1	0	0	0	3
19	30	CEREBROVASCULAR DISEASES	Male	0	0	4	13	14	16	4	7	0	58
			Female	0	0	0	1	0	2	0	0	0	3
			Total	0	0	4	14	14	18	4	7	0	61
20	31	SENILITY	Male	0	0	0	0	0	23	31	93	0	147
			Female	0	0	0	0	0	2	3	22	1	28
			Total	0	0	0	0	0	25	34	115	1	175
21	32	Others not else where classified	Male	0	8	25	32	19	15	3	3	0	105
			Female	0	0	0	0	1	0	0	0	0	1
			Total	0	8	25	32	20	15	3	3	0	106
22	33	BITES OF SNAKES AND OTHER VENOMOUS ANIMALS	Male	0	1	1	0	0	0	1	2	0	5
			Female	0	0	0	0	0	0	0	0	0	0
			Total	0	1	1	0	0	0	1	2	0	5
23	35	ACCIDENTAL FALLS	Male	0	1	5	6	11	2	0	4	0	29
			Female	0	0	0	0	0	0	0	1	0	1
			Total	0	1	5	6	11	2	0	5	0	30
24	36	POISONINGS BY DRUGS AND BIOLOG	Male	0	1	8	11	10	8	1	8	0	47
			Female	0	0	0	0	0	1	1	2	0	4
			Total	0	1	8	11	10	9	2	10	0	51
25	37	MOTOR VEHICLE TRAFFIC ACCIDENT	Male	0	1	2	4	5	0	0	0	0	12
			Female	0	0	0	0	0	0	0	0	0	0
			Total	0	1	2	4	5	0	0	0	0	12
26	38	OTHER ROAD VEHICLE ACCIDENTS	Male	0	0	3	8	2	3	1	2	0	19
			Female	0	0	0	0	0	1	0	0	0	1
			Total	0	0	3	8	2	4	1	2	0	20
27	39	INTENTIONAL SELF-HARM(SUICIDE-ATTEMPTED)	Male	0	5	9	13	8	4	2	3	0	44
			Female	0	0	0	1	0	0	0	2	0	3
			Total	0	5	9	14	8	4	2	5	0	47
28	40	ASSAULT(HOMICIDE)	Male	0	0	1	0	1	0	0	0	0	2
			Female	0	0	0	0	0	0	0	0	0	0
			Total	0	0	1	0	1	0	0	0	0	2
29	42	Viral Fever	Male	0	0	0	2	1	0	1	0	0	4
			Female	0	0	0	0	0	0	0	0	0	0
			Total	0	0	0	2	1	0	1	0	0	4

TABLE D-21 DEATHS BY SELECTED CAUSE OF DEATH, AGE, SEX AND HABITS-(RURAL & URBAN) - 2023

SL. No.	CAUSE ID	Selected cause of death	Sex	Age Group									Total
				Below 15	15-24	25-34	35-44	45-54	55-64	65-69	70 & above	Age not Stated	
1	2	3	4	5	6	7	8	9	10	11	12	13	14
30	43	RENAL FAILURE and OTHER DISORDERS OF KIDNEY AND URETER	Male	0	0	21	50	34	19	11	8	0	143
			Female	0	0	0	0	1	3	0	1	0	5
			Total	0	0	21	50	35	22	11	9	0	148
31	44	SEPTICAEMIA	Male	0	0	8	26	18	10	4	11	0	77
			Female	0	0	0	1	1	2	1	1	0	6
			Total	0	0	8	27	19	12	5	12	0	83
32	47	TUBERCULOSIS OF OTHER ORGANS AND MILIARY TUBERCULOSIS	Male	0	0	4	7	7	3	0	2	0	23
			Female	0	0	0	0	1	0	0	0	0	1
			Total	0	0	4	7	8	3	0	2	0	24
33	49	HUMAN IMMUNODEFICIENCY VIRUS[HIV]DISEASE	Male	0	0	0	4	5	0	1	1	0	11
			Female	0	0	0	1	0	0	0	0	0	1
			Total	0	0	0	5	5	0	1	1	0	12
34	50	MALIGNANT NEOPLASMS OF LIP, ORAL CAVITY AND PHARYNX	Male	0	0	2	4	10	12	7	5	0	40
			Female	0	0	0	1	0	2	0	2	0	5
			Total	0	0	2	5	10	14	7	7	0	45
35	51	MALIGNANT NEOPLASM OF OESOPHAGUS	Male	0	0	0	0	4	0	4	0	0	8
			Female	0	0	0	0	0	0	0	0	0	0
			Total	0	0	0	0	4	0	4	0	0	8
36	52	MALIGNANT NEOPLASM OF STOMACH	Male	0	0	3	3	5	5	2	3	0	21
			Female	0	0	0	0	0	0	0	1	0	1
			Total	0	0	3	3	5	5	2	4	0	22
37	53	MALIGNANT NEOPLASMS OF LIVER AND INTRAHEPATIC BILE DUCTS	Male	0	0	4	10	13	3	0	2	0	32
			Female	0	0	0	1	1	1	0	0	0	3
			Total	0	0	4	11	14	4	0	2	0	35
38	54	MALIGNANT NEOPLASMS OF LARYNX, TRACHEA, BRONCHUS AND LUNG	Male	0	0	7	3	7	11	5	8	0	41
			Female	0	0	0	0	0	0	0	2	0	2
			Total	0	0	7	3	7	11	5	10	0	43
39	55	MALIGNANT NEOPLASM OF BREAST	Male	0	0	0	0	0	0	0	0	0	0
			Female	0	0	0	0	0	1	0	0	0	1
			Total	0	0	0	0	0	1	0	0	0	1
40	56	OTHER MALIGNANT NEOPLASM OF FEMALE GENITAL ORGANS	Male	0	0	0	0	0	0	0	0	0	0
			Female	0	0	0	0	0	1	0	0	0	1
			Total	0	0	0	0	0	1	0	0	0	1
41	58	MALIGNANT NEOPLASM OF BLADDER	Male	0	0	1	4	6	2	1	0	0	14
			Female	0	0	0	0	0	0	0	0	0	0
			Total	0	0	1	4	6	2	1	0	0	14
42	59	MALIGNANT NEOPLASMS OF MENINGES,BRAIN AND OTHER PARTS OF CENTRAL NERVOUS	Male	0	0	0	1	3	2	0	0	0	6
			Female	0	0	0	0	0	0	0	0	0	0
			Total	0	0	0	1	3	2	0	0	0	6
43	60	LEUKAEMIA	Male	0	0	0	2	2	0	0	0	0	4
			Female	0	0	0	0	0	0	0	0	0	0
			Total	0	0	0	2	2	0	0	0	0	4
44	61	OTHER PROTEIN-ENERGY MALNUTRITION	Male	0	0	2	7	6	5	4	0	0	24
			Female	0	0	0	0	3	0	0	1	0	4
			Total	0	0	2	7	9	5	4	1	0	28
45	62	DISORDERS OF THYROID GLAND	Male	0	0	0	0	0	0	1	0	0	1
			Female	0	0	0	0	0	0	0	0	0	0
			Total	0	0	0	0	0	0	1	0	0	1
46	63	SCHIZOPHRENIA, SCHIZOTYPAL & DELUSIONA and MENTAL BEHAVIOURAL DISORDERS	Male	0	0	0	2	0	1	1	0	0	4
			Female	0	0	0	0	0	0	0	0	0	0
			Total	0	0	0	2	0	1	1	0	0	4
47	64	OTHER INFLAMMATORY DISEASES OF THE CENTRAL NERVOUS SYSTEM	Male	0	1	0	2	2	4	0	0	0	9
			Female	0	0	0	0	0	0	0	0	0	0
			Total	0	1	0	2	2	4	0	0	0	9
48	65	EPILEPSY	Male	0	0	2	2	5	1	0	1	0	11
			Female	0	0	0	0	0	0	0	0	0	0
			Total	0	0	2	2	5	1	0	1	0	11

TABLE D-21 DEATHS BY SELECTED CAUSE OF DEATH, AGE, SEX AND HABITS-(RURAL & URBAN) - 2023

SL. No.	CAUSE ID	Selected cause of death	Sex	Age Group										Total
				Below 15	15-24	25-34	35-44	45-54	55-64	65-69	70 & above	Age not Stated		
1	2	3	4	5	6	7	8	9	10	11	12	13	14	
49	66	HYPERTENSIVE HEART DISEASES	Male	0	7	33	84	89	73	25	43	0	354	
			Female	0	0	0	1	1	4	1	10	0	17	
			Total	0	7	33	85	90	77	26	53	0	371	
50	67	ACUTE MYOCARDIAL INFARCTION	Male	0	1	37	98	94	77	26	76	0	409	
			Female	0	0	1	2	9	8	5	8	0	33	
			Total	0	1	38	100	103	85	31	84	0	442	
51	68	ARTERIAL EMBOLISM AND THROMBOSIS,PHLEBITIS,THROMBOPHLEBITIS,VENOUS EMBOLISM AND THROMBOSIS	Male	0	0	1	1	2	0	0	1	0	5	
			Female	0	0	0	0	0	0	0	0	0	0	
			Total	0	0	1	1	2	0	0	1	0	5	
52	69	BRONCHITIS ,BRONCHIOLITIS and UNSPECIFIED EMPHYSEMA	Male	0	0	2	5	5	8	1	2	0	23	
			Female	0	0	0	0	0	0	0	0	0	0	
			Total	0	0	2	5	5	8	1	2	0	23	
53	70	PLEURISY	Male	0	0	0	0	0	1	0	0	0	1	
			Female	0	0	0	0	0	0	0	0	0	0	
			Total	0	0	0	0	0	1	0	0	0	1	
54	71	PARALYTIC ILEUS AND INTESTINAL OBSTRUCTION WITHOUT HERNIA	Male	0	0	2	5	16	23	11	15	0	72	
			Female	0	0	1	0	0	1	1	3	0	6	
			Total	0	0	3	5	16	24	12	18	0	78	
55	73	CHOLELITHIASIS AND CHOLECYSTIT	Male	0	0	2	7	8	4	1	1	0	23	
			Female	0	0	0	0	1	0	0	0	0	1	
			Total	0	0	2	7	9	4	1	1	0	24	
56	74	DISORDERS OF THE PANCREAS	Male	0	0	2	3	1	1	0	1	0	8	
			Female	0	0	0	0	0	0	0	0	0	0	
			Total	0	0	2	3	1	1	0	1	0	8	
57	82	FEVER OF UNKNOWN ORIGIN	Male	0	0	3	3	3	1	2	2	0	14	
			Female	0	0	0	0	0	1	0	1	0	2	
			Total	0	0	3	3	3	2	2	3	0	16	
58	83	SHOCK, NOT ELSEWHERE CLASSIFIE	Male	0	0	13	30	29	24	7	10	0	113	
			Female	0	0	0	1	3	2	1	1	0	8	
			Total	0	0	13	31	32	26	8	11	0	121	
59	84	FRACTURE OF SKULL AND FACIAL B	Male	0	0	0	2	0	0	0	0	0	2	
			Female	0	0	0	0	0	0	0	0	0	0	
			Total	0	0	0	2	0	0	0	0	0	2	
60	88	FRACTURES INVOLVING MULTIPLE BODY REGIONS, AND OF UNSPECIFIED BODY REGION	Male	0	0	1	1	3	2	0	0	0	7	
			Female	0	0	0	0	0	0	0	0	0	0	
			Total	0	0	1	1	3	2	0	0	0	7	
61	89	INTRACRANIAL AND INTERNAL INJU	Male	0	0	1	2	0	1	0	0	0	4	
			Female	0	0	0	0	0	0	0	0	0	0	
			Total	0	0	1	2	0	1	0	0	0	4	
62	90	CRUSHING INJURIES AND TRAUMATIC AMPUTATIONS OF SPECIFIED AND MULTIPLE BODY REGIONS	Male	0	0	1	2	1	0	0	0	0	4	
			Female	0	0	0	0	0	0	0	0	0	0	
			Total	0	0	1	2	1	0	0	0	0	4	
63	91	OTHER INJURIES OF SPECIFIED,UNSPECIFIED AND MULTIPLE BODY REGIONS	Male	0	0	1	1	1	0	1	2	0	6	
			Female	0	0	0	0	0	0	0	0	0	0	
			Total	0	0	1	1	1	0	1	2	0	6	
64	92	EFFECTS OF FOREIGN BODY ENTERING THROUGH NATURAL ORIFICE	Male	0	0	0	1	0	0	0	2	0	3	
			Female	0	0	0	0	0	0	0	0	0	0	
			Total	0	0	0	1	0	0	0	2	0	3	
65	93	RAILWAY ACCIDENTS	Male	0	1	0	2	2	0	0	0	0	5	
			Female	0	0	0	0	0	0	0	0	0	0	
			Total	0	1	0	2	2	0	0	0	0	5	
66	96	ALL OTHER TRANSPORT ACCIDENTS	Male	0	1	2	0	1	2	1	1	0	8	
			Female	0	0	0	0	0	0	0	0	0	0	
			Total	0	1	2	0	1	2	1	1	0	8	
67	97	ACCIDENTAL DROWING AND SUBMERS	Male	0	1	4	2	4	3	1	0	0	15	
			Female	0	0	0	0	2	0	0	0	0	2	
			Total	0	1	4	2	6	3	1	0	0	17	
68	98	EXPOSURE TO SMOKE, FIRE AND	Male	0	0	0	0	0	1	0	0	0	1	



TABLE D-21 DEATHS BY SELECTED CAUSE OF DEATH, AGE, SEX AND HABITS-(RURAL & URBAN) - 2023

SL. No.	CAUSE ID	Selected cause of death	Sex	Age Group									Total
				Below 15	15-24	25-34	35-44	45-54	55-64	65-69	70 & above	Age not Stated	
1	2	3	4	5	6	7	8	9	10	11	12	13	14
		FLAMES	Female	0	0	0	0	0	0	0	0	0	0
			Total	0	0	0	0	0	1	0	0	0	1
69	100	ACCIDENTS CAUSED BY MACHINERY,AND BY CUTTING PIERCING INSTRUMENTS	Male	0	0	0	0	0	0	0	2	0	2
			Female	0	0	0	0	0	0	0	0	0	0
			Total	0	0	0	0	0	0	0	2	0	2
70	102	ACCIDENTAL POISONING BY AND EXPOSURE TO NOXIOUS SUBSTANCES	Male	0	0	3	3	1	3	0	1	0	11
			Female	0	0	0	0	0	0	0	0	0	0
			Total	0	0	3	3	1	3	0	1	0	11
71	104	SUN STROKE	Male	0	0	0	3	6	4	0	4	0	17
			Female	0	0	0	0	0	0	0	1	0	1
			Total	0	0	0	3	6	4	0	5	0	18
72	105	COVID 19 VIRUS NOT IDENTIFIED	Male	0	0	0	0	0	1	0	0	0	1
			Female	0	0	0	0	0	0	0	0	0	0
			Total	0	0	0	0	0	1	0	0	0	1
		<b>Total</b>	<b>Male</b>	<b>0</b>	<b>33</b>	<b>315</b>	<b>775</b>	<b>697</b>	<b>547</b>	<b>236</b>	<b>461</b>	<b>0</b>	<b>3064</b>
			<b>Female</b>	<b>0</b>	<b>0</b>	<b>4</b>	<b>18</b>	<b>41</b>	<b>47</b>	<b>18</b>	<b>76</b>	<b>1</b>	<b>205</b>
			<b>Total</b>	<b>0</b>	<b>1</b>	<b>1</b>	<b>2</b>	<b>2</b>	<b>3</b>	<b>0</b>	<b>0</b>	<b>0</b>	<b>3269</b>
		<b>Chewing tobacco &amp; Arecnut</b>											
1	2	TYPHOID FEVER AND PARATYPHOID	Male	0	1	1	2	1	1	0	2	0	8
			Female	0	0	0	0	1	0	0	0	0	1
			Total	0	1	1	2	2	1	0	2	0	9
2	3	FOOD POISONING	Male	0	0	0	1	0	0	0	0	0	1
			Female	0	0	0	0	1	0	0	0	0	1
			Total	0	0	0	1	1	0	0	0	0	2
3	4	DIARRHOEA AND GASTROENTERITIS	Male	0	0	1	2	1	2	0	1	0	7
			Female	0	0	0	0	0	0	0	0	0	0
			Total	0	0	1	2	1	2	0	1	0	7
4	5	RESPIRATORY TUBERCULOSIS	Male	0	0	5	8	8	7	3	12	0	43
			Female	0	0	1	1	0	2	2	4	0	10
			Total	0	0	6	9	8	9	5	16	0	53
5	12	RABIES	Male	0	0	0	0	1	0	0	0	0	1
			Female	0	0	0	0	0	0	0	0	0	0
			Total	0	0	0	0	1	0	0	0	0	1
6	14	OTHER AND UNSPECIFIED NEOPLASM	Male	0	0	3	10	9	12	5	0	0	39
			Female	0	0	0	0	3	4	0	2	0	9
			Total	0	0	3	10	12	16	5	2	0	48
7	15	DIABETES MELLITUS	Male	0	0	0	9	12	11	3	7	0	42
			Female	0	0	0	3	3	6	2	4	0	18
			Total	0	0	0	12	15	17	5	11	0	60
8	16	OTHER ANAEMIAS(D50-D55,D57-D64)	Male	0	0	0	2	4	1	1	2	0	10
			Female	0	0	0	1	1	1	0	0	0	3
			Total	0	0	0	3	5	2	1	2	0	13
9	17	OTHER VIRAL ENCEPHALITIS	Male	0	0	0	2	1	0	0	0	0	3
			Female	0	0	0	0	1	0	0	1	0	2
			Total	0	0	0	2	2	0	0	1	0	5
10	18	OTHER FORMS OF HEART DISEASES	Male	0	1	8	42	46	41	30	90	0	258
			Female	0	0	0	1	8	9	7	50	0	75
			Total	0	1	8	43	54	50	37	140	0	333
11	19	PNEUMONIA	Male	0	0	8	22	12	17	6	15	0	80
			Female	0	0	1	1	1	4	1	5	0	13
			Total	0	0	9	23	13	21	7	20	0	93
12	20	INFLUENZA	Male	0	0	0	1	0	1	0	0	0	2
			Female	0	0	0	0	0	0	0	0	0	0
			Total	0	0	0	1	0	1	0	0	0	2
13	21	ASTHMA	Male	0	0	1	7	6	25	11	33	0	83
			Female	0	0	0	1	3	10	5	31	0	50
			Total	0	0	1	8	9	35	16	64	0	133
14	22	OTHER VIRAL HEPATITIS (Jaundice)	Male	0	0	2	15	3	5	2	0	0	27
			Female	0	0	0	1	0	1	0	0	0	2

TABLE D-21 DEATHS BY SELECTED CAUSE OF DEATH, AGE, SEX AND HABITS-(RURAL & URBAN) - 2023

SL. No.	CAUSE ID	Selected cause of death	Sex	Age Group									Total
				Below 15	15-24	25-34	35-44	45-54	55-64	65-69	70 & above	Age not Stated	
1	2	3	4	5	6	7	8	9	10	11	12	13	14
			Total	0	0	2	16	3	6	2	0	0	29
15	23	DISEASES OF THE LIVER	Male	0	1	24	88	55	20	10	6	0	204
			Female	0	0	0	1	2	4	3	2	0	12
			Total	0	1	24	89	57	24	13	8	0	216
16	24	GASTRIC AND DUODENAL ULCER	Male	0	0	0	1	0	1	1	0	0	3
			Female	0	0	0	0	1	0	0	0	0	1
			Total	0	0	0	1	1	1	1	0	0	4
17	25	DISEASES OF APPENDIX	Male	0	0	0	2	2	0	0	0	0	4
			Female	0	0	0	0	1	0	0	0	0	1
			Total	0	0	0	2	3	0	0	0	0	5
18	26	Genital Urinary system	Male	0	0	1	0	0	1	0	0	0	2
			Female	0	0	0	0	0	0	0	0	0	0
			Total	0	0	1	0	0	1	0	0	0	2
19	30	CEREBROVASCULAR DISEASES	Male	0	0	3	5	11	13	5	12	0	49
			Female	0	0	0	1	0	3	3	5	0	12
			Total	0	0	3	6	11	16	8	17	0	61
20	31	SENILITY	Male	0	0	0	0	0	16	26	98	0	140
			Female	0	0	0	0	0	17	13	137	1	168
			Total	0	0	0	0	0	33	39	235	1	308
21	32	Others not else where classified	Male	0	7	18	19	11	9	2	2	0	68
			Female	0	0	2	0	2	0	0	1	0	5
			Total	0	7	20	19	13	9	2	3	0	73
22	33	BITES OF SNAKES AND OTHER VENOMOUS ANIMALS	Male	0	0	0	1	0	0	1	0	0	2
			Female	0	0	0	0	0	0	0	0	0	0
			Total	0	0	0	1	0	0	1	0	0	2
23	35	ACCIDENTAL FALLS	Male	0	1	5	3	6	2	0	3	0	20
			Female	0	0	0	0	0	0	0	0	0	0
			Total	0	1	5	3	6	2	0	3	0	20
24	36	POISONINGS BY DRUGS AND BIOLOG	Male	0	1	3	7	6	7	1	7	0	32
			Female	0	0	0	0	1	1	1	1	0	4
			Total	0	1	3	7	7	8	2	8	0	36
25	37	MOTOR VEHICLE TRAFFIC ACCIDENT	Male	0	0	1	3	4	0	0	1	0	9
			Female	0	0	0	0	0	0	0	0	0	0
			Total	0	0	1	3	4	0	0	1	0	9
26	38	OTHER ROAD VEHICLE ACCIDENTS	Male	0	0	3	6	1	3	1	3	0	17
			Female	0	0	0	0	0	0	0	1	0	1
			Total	0	0	3	6	1	3	1	4	0	18
27	39	INTENTIONAL SELF-HARM(SUICIDE-ATTEMPTED)	Male	0	3	8	8	7	4	1	2	0	33
			Female	0	0	0	0	1	0	0	1	0	2
			Total	0	3	8	8	8	4	1	3	0	35
28	40	ASSAULT(HOMICIDE)	Male	0	0	1	0	0	0	0	0	0	1
			Female	0	0	0	0	0	0	0	0	0	0
			Total	0	0	1	0	0	0	0	0	0	1
29	42	Viral Fever	Male	0	0	0	2	0	0	1	0	0	3
			Female	0	0	0	0	0	0	0	0	0	0
			Total	0	0	0	2	0	0	1	0	0	3
30	43	RENAL FAILURE and OTHER DISORDERS OF KIDNEY AND URETER	Male	0	0	17	36	23	14	9	12	0	111
			Female	0	0	0	1	1	3	1	2	0	8
			Total	0	0	17	37	24	17	10	14	0	119
31	44	SEPTICAEMIA	Male	0	0	5	17	12	10	3	11	0	58
			Female	0	0	0	1	0	3	1	10	0	15
			Total	0	0	5	18	12	13	4	21	0	73
32	47	TUBERCULOSIS OF OTHER ORGANS AND MILIARY TUBERCULOSIS	Male	0	0	3	6	6	2	0	0	0	17
			Female	0	0	1	0	1	3	0	0	0	5
			Total	0	0	4	6	7	5	0	0	0	22
33	49	HUMAN IMMUNODEFICIENCY VIRUS[HIV]DISEASE	Male	0	0	0	2	4	1	1	1	0	9
			Female	0	0	0	1	0	0	0	0	0	1
			Total	0	0	0	3	4	1	1	1	0	10

TABLE D-21 DEATHS BY SELECTED CAUSE OF DEATH, AGE, SEX AND HABITS-(RURAL & URBAN) - 2023

SL. No.	CAUSE ID	Selected cause of death	Sex	Age Group									Total	
				Below 15	15-24	25-34	35-44	45-54	55-64	65-69	70 & above	Age not Stated		
1	2	3	4	5	6	7	8	9	10	11	12	13	14	
34	50	MALIGNANT NEOPLASMS OF LIP, ORAL CAVITY AND PHARYNX	Male	0	0	2	9	12	13		7	11	0	54
			Female	0	0	0	1	5	14	7	21	0	0	48
			Total	0	0	2	10	17	27	14	32	0	0	102
35	51	MALIGNANT NEOPLASM OF OESOPHAGUS	Male	0	0	0	0	3	2	5	2	0	0	12
			Female	0	0	0	1	0	1	1	0	0	0	3
			Total	0	0	0	1	3	3	6	2	0	0	15
36	52	MALIGNANT NEOPLASM OF STOMACH	Male	0	0	2	1	6	3	4	3	0	0	19
			Female	0	0	0	0	1	3	1	3	0	0	8
			Total	0	0	2	1	7	6	5	6	0	0	27
37	53	MALIGNANT NEOPLASMS OF LIVER AND INTRAHEPATIC BILE DUCTS	Male	0	0	3	8	8	7	0	1	0	0	27
			Female	0	0	0	1	1	0	1	0	0	0	3
			Total	0	0	3	9	9	7	1	1	0	0	30
38	54	MALIGNANT NEOPLASMS OF LARYNX, TRACHEA, BRONCHUS AND LUNG	Male	0	0	3	2	5	12	6	10	0	0	38
			Female	0	0	0	1	1	0	1	4	0	0	7
			Total	0	0	3	3	6	12	7	14	0	0	45
39	55	MALIGNANT NEOPLASM OF BREAST	Male	0	0	0	0	0	0	0	0	0	0	0
			Female	0	0	0	0	0	1	2	1	0	0	4
			Total	0	0	0	0	0	1	2	1	0	0	4
40	56	OTHER MALIGNANT NEOPLASM OF FEMALE GENITAL ORGANS	Male	0	0	0	0	0	0	0	0	0	0	0
			Female	0	0	0	0	1	2	0	1	0	0	4
			Total	0	0	0	0	1	2	0	1	0	0	4
41	57	MALIGNANT NEOPLASM OF PROSTATE	Male	0	0	0	0	0	0	1	0	0	0	1
			Female	0	0	0	0	0	0	0	0	0	0	0
			Total	0	0	0	0	0	0	1	0	0	0	1
42	58	MALIGNANT NEOPLASM OF BLADDER	Male	0	0	1	1	5	2	1	1	0	0	11
			Female	0	0	0	0	0	0	0	0	0	0	0
			Total	0	0	1	1	5	2	1	1	0	0	11
43	59	MALIGNANT NEOPLASMS OF MENINGES,BRAIN AND OTHER PARTS OF CENTRAL NERVOUS	Male	0	0	0	1	1	2	0	0	0	0	4
			Female	0	0	0	0	0	0	0	1	0	0	1
			Total	0	0	0	1	1	2	0	1	0	0	5
44	60	LEUKAEMIA	Male	0	0	0	2	3	0	0	1	0	0	6
			Female	0	0	0	0	0	0	1	0	0	0	1
			Total	0	0	0	2	3	0	1	1	0	0	7
45	61	OTHER PROTEIN-ENERGY MALNUTRITION	Male	0	0	1	4	2	0	3	0	0	0	10
			Female	0	0	0	0	3	0	0	4	0	0	7
			Total	0	0	1	4	5	0	3	4	0	0	17
46	62	DISORDERS OF THYROID GLAND	Male	0	0	0	0	0	0	0	0	0	0	0
			Female	0	0	0	0	0	1	0	0	0	0	1
			Total	0	0	0	0	0	1	0	0	0	0	1
47	63	SCHIZOPHRENIA, SCHIZOTYPAL & DELUSIONA and MENTAL BEHAVIOURAL DISORDERS	Male	0	0	0	2	0	1	1	0	0	0	4
			Female	0	0	0	0	0	0	0	0	0	0	0
			Total	0	0	0	2	0	1	1	0	0	0	4
48	64	OTHER INFLAMMATORY DISEASES OF THE CENTRAL NERVOUS SYSTEM	Male	0	0	1	0	2	4	0	0	0	0	7
			Female	0	0	0	1	0	2	1	0	0	0	4
			Total	0	0	1	1	2	6	1	0	0	0	11
49	65	EPILEPSY	Male	0	0	1	1	2	2	1	1	0	0	8
			Female	0	0	0	0	0	0	0	1	0	0	1
			Total	0	0	1	1	2	2	1	2	0	0	9
50	66	HYPERTENSIVE HEART DISEASES	Male	0	6	19	56	63	54	20	58	0	0	276
			Female	0	0	0	1	6	11	5	16	0	0	39
			Total	0	6	19	57	69	65	25	74	0	0	315
51	67	ACUTE MYOCARDIAL INFARCTION	Male	0	1	26	75	68	65	31	78	0	0	344
			Female	0	0	2	3	20	24	15	51	0	0	115
			Total	0	1	28	78	88	89	46	129	0	0	459
52	68	ARTERIAL EMBOLISM AND THROMBOSISPHLEBITIS,THROMBOPHLEBITIS,VENOUS EMBOLISM AND THROMBOSIS	Male	0	0	1	1	2	0	0	2	0	0	6
			Female	0	0	0	0	0	0	0	1	0	0	1
			Total	0	0	1	1	2	0	0	3	0	0	7

TABLE D-21 DEATHS BY SELECTED CAUSE OF DEATH, AGE, SEX AND HABITS-(RURAL & URBAN) - 2023

SL. No.	CAUSE ID	Selected cause of death	Sex	Age Group										Total
				Below 15	15-24	25-34	35-44	45-54	55-64	65-69	70 & above	Age not Stated		
1	2	3	4	5	6	7	8	9	10	11	12	13	14	
53	69	BRONCHITIS ,BRONCHIOLITIS and UNSPECIFIED EMPHYSEMA	Male	0	0	1	1	4	6	1	2	0	0	15
			Female	0	0	0	0	2	1	1	2	0	0	6
			Total	0	0	1	1	6	7	2	4	0	0	21
54	71	PARALYTIC ILEUS AND INTESTINAL OBSTRUCTION WITHOUT HERNIA	Male	0	0	1	3	10	19	8	22	0	0	63
			Female	0	0	1	0	1	3	6	18	0	0	29
			Total	0	0	2	3	11	22	14	40	0	0	92
55	72	PERITONITIS	Male	0	0	0	0	0	0	0	0	0	0	0
			Female	0	0	0	0	0	1	1	3	0	0	5
			Total	0	0	0	0	0	1	1	3	0	0	5
56	73	CHOLELITHIASIS AND CHOLECYSTIT	Male	0	0	1	5	3	3	1	1	0	0	14
			Female	0	0	0	0	2	0	0	1	0	0	3
			Total	0	0	1	5	5	3	1	2	0	0	17
57	74	DISORDERS OF THE PANCREAS	Male	0	0	2	0	0	1	0	1	0	0	4
			Female	0	0	0	0	0	1	0	0	0	0	1
			Total	0	0	2	0	0	2	0	1	0	0	5
58	82	FEVER OF UNKNOWN ORIGIN	Male	0	0	3	1	2	1	2	4	0	0	13
			Female	0	0	0	0	0	0	0	0	0	0	0
			Total	0	0	3	1	2	1	2	4	0	0	13
59	83	SHOCK, NOT ELSEWHERE CLASSIFIE	Male	1	0	10	22	22	17	6	11	0	0	89
			Female	0	0	0	2	6	6	1	6	0	0	21
			Total	1	0	10	24	28	23	7	17	0	0	110
60	84	FRACTURE OF SKULL AND FACIAL B	Male	0	0	0	1	0	0	0	0	0	0	1
			Female	0	0	0	0	0	0	0	0	0	0	0
			Total	0	0	0	1	0	0	0	0	0	0	1
61	88	FRACTURES INVOLVING MULTIPLE BODY REGIONS, AND OF UNSPECIFIED BODY REGION	Male	0	0	1	1	3	1	0	0	0	0	6
			Female	0	0	0	0	0	0	0	0	0	0	0
			Total	0	0	1	1	3	1	0	0	0	0	6
62	89	INTRACRANIAL AND INTERNAL INJU	Male	0	0	0	3	0	1	0	0	0	0	4
			Female	0	0	0	0	0	0	0	1	0	0	1
			Total	0	0	0	3	0	1	0	1	0	0	5
63	90	CRUSHING INJURIES AND TRAUMATIC AMPUTATIONS OF SPECIFIED AND MULTIPLE BODY REGIONS	Male	0	0	1	0	1	0	0	0	0	0	2
			Female	0	0	0	0	0	0	0	0	0	0	0
			Total	0	0	1	0	1	0	0	0	0	0	2
64	91	OTHER INJURIES OF SPECIFIED,UNSPECIFIED AND MULTIPLE BODY REGIONS	Male	0	0	1	1	1	0	1	1	0	0	5
			Female	0	0	0	0	0	0	0	0	0	0	0
			Total	0	0	1	1	1	0	1	1	0	0	5
65	92	EFFECTS OF FOREIGN BODY ENTERING THROUGH NATURAL ORIFICE	Male	0	0	0	2	0	0	0	1	0	0	3
			Female	0	0	0	0	0	0	0	0	0	0	0
			Total	0	0	0	2	0	0	0	1	0	0	3
66	93	RAILWAY ACCIDENTS	Male	0	1	0	2	3	0	0	0	0	0	6
			Female	0	0	0	0	0	0	0	0	0	0	0
			Total	0	1	0	2	3	0	0	0	0	0	6
67	96	ALL OTHER TRANSPORT ACCIDENTS	Male	0	1	3	1	1	2	1	3	0	0	12
			Female	0	0	0	0	1	0	0	1	0	0	2
			Total	0	1	3	1	2	2	1	4	0	0	14
68	97	ACCIDENTAL DROWING AND SUBMERS	Male	0	1	1	1	4	1	0	0	0	0	8
			Female	0	0	0	0	1	0	0	0	0	0	1
			Total	0	1	1	1	5	1	0	0	0	0	9
69	98	EXPOSURE TO SMOKE, FIRE AND FLAMES	Male	0	0	0	0	0	1	0	0	0	0	1
			Female	0	0	0	0	0	0	0	0	0	0	0
			Total	0	0	0	0	0	1	0	0	0	0	1
70	100	ACCIDENTS CAUSED BY MACHINERY,AND BY CUTTING PIERCING INSTRUMENTS	Male	0	0	0	0	0	0	0	2	0	0	2
			Female	0	0	0	0	0	0	0	0	0	0	0
			Total	0	0	0	0	0	0	0	2	0	0	2
71	102	ACCIDENTAL POISOINING BY AND EXPOSURE TO NOXIOUS SUBSTANCES	Male	0	0	2	2	0	1	0	0	0	0	5
			Female	0	0	0	0	0	0	0	0	0	0	0
			Total	0	0	2	2	0	1	0	0	0	0	5
72	104	SUN STROKE	Male	0	0	0	2	5	3	0	6	0	16	

TABLE D-21 DEATHS BY SELECTED CAUSE OF DEATH, AGE, SEX AND HABITS-(RURAL & URBAN) - 2023

SL. No.	CAUSE ID	Selected cause of death	Sex	Age Group									Total
				Below 15	15-24	25-34	35-44	45-54	55-64	65-69	70 & above	Age not Stated	
1	2	3	4	5	6	7	8	9	10	11	12	13	14
			Female	0	0	0	0	0	0	1	3	0	4
			Total	0	0	0	2	5	3	1	9	0	20
73	105	COVID 19 VIRUS NOT IDENTIFIED	Male	0	0	0	0	0	1	0	0	0	1
			Female	0	0	0	0	0	0	0	0	0	0
			Total	0	0	0	0	0	1	0	0	0	1
		<b>Total</b>	<b>Male</b>	<b>1</b>	<b>25</b>	<b>208</b>	<b>540</b>	<b>493</b>	<b>451</b>	<b>223</b>	<b>542</b>	<b>0</b>	<b>2483</b>
			<b>Female</b>	<b>0</b>	<b>0</b>	<b>8</b>	<b>25</b>	<b>83</b>	<b>142</b>	<b>84</b>	<b>396</b>	<b>1</b>	<b>739</b>
			<b>Total</b>	<b>0</b>	<b>1</b>	<b>8</b>	<b>43</b>	<b>54</b>	<b>50</b>	<b>37</b>	<b>140</b>	<b>0</b>	<b>3222</b>
		<b>Chewing tobacco &amp; Drinking Alcohol</b>											
1	2	TYPHOID FEVER AND PARATYPHOID	Male	0	2	2	3	3	1	0	0	0	11
			Female	0	0	0	0	1	2	0	0	0	3
			Total	0	2	2	3	4	3	0	0	0	14
2	3	FOOD POISONING	Male	0	0	0	2	0	0	0	0	0	2
			Female	0	0	0	0	1	0	0	0	0	1
			Total	0	0	0	2	1	0	0	0	0	3
3	4	DIARRHOEA AND GASTROENTERITIS	Male	0	0	1	3	2	4	0	0	0	10
			Female	0	0	0	0	0	0	0	0	0	0
			Total	0	0	1	3	2	4	0	0	0	10
4	5	RESPIRATORY TUBERCULOSIS	Male	0	0	8	11	10	9	3	8	0	49
			Female	0	0	2	1	0	0	0	0	0	3
			Total	0	0	10	12	10	9	3	8	0	52
5	12	RABIES	Male	0	0	0	0	1	0	0	0	0	1
			Female	0	0	0	0	0	0	0	0	0	0
			Total	0	0	0	0	1	0	0	0	0	1
6	14	OTHER AND UNSPECIFIED NEOPLASM	Male	0	1	4	13	14	8	3	3	0	46
			Female	0	0	0	0	0	2	0	0	0	2
			Total	0	1	4	13	14	10	3	3	0	48
7	15	DIABETES MELLITUS	Male	0	0	0	15	21	14	2	6	0	58
			Female	0	0	0	1	1	2	0	0	0	4
			Total	0	0	0	16	22	16	2	6	0	62
8	16	OTHER ANAEMIAS(D50-D55,D57-D64)	Male	0	1	1	6	7	2	1	2	0	20
			Female	0	0	0	1	2	0	0	0	0	3
			Total	0	1	1	7	9	2	1	2	0	23
9	17	OTHER VIRAL ENCEPHALITIS	Male	0	0	3	3	1	1	0	0	0	8
			Female	0	0	0	0	1	0	0	0	0	1
			Total	0	0	3	3	2	1	0	0	0	9
10	18	OTHER FORMS OF HEART DISEASES	Male	0	2	15	65	61	56	29	57	0	285
			Female	0	0	0	3	6	2	1	7	0	19
			Total	0	2	15	68	67	58	30	64	0	304
11	19	PNEUMONIA	Male	0	0	11	25	17	18	7	17	0	95
			Female	0	0	1	1	0	2	0	4	0	8
			Total	0	0	12	26	17	20	7	21	0	103
12	20	INFLUENZA	Male	0	0	0	0	0	1	0	0	0	1
			Female	0	0	0	0	0	0	0	0	0	0
			Total	0	0	0	0	0	1	0	0	0	1
13	21	ASTHMA	Male	0	0	1	14	12	32	14	31	0	104
			Female	0	0	0	0	0	5	1	4	0	10
			Total	0	0	1	14	12	37	15	35	0	114
14	22	OTHER VIRAL HEPATITIS (Jaundice)	Male	0	0	7	19	10	5	3	0	0	44
			Female	0	0	0	1	0	1	1	0	0	3
			Total	0	0	7	20	10	6	4	0	0	47
15	23	DISEASES OF THE LIVER	Male	0	1	55	130	76	32	14	10	0	318
			Female	0	0	0	4	3	3	1	1	0	12
			Total	0	1	55	134	79	35	15	11	0	330
16	24	GASTRIC AND DUODENAL ULCER	Male	0	0	0	1	1	0	1	1	0	4
			Female	0	0	0	0	1	0	0	0	0	1
			Total	0	0	0	1	2	0	1	1	0	5
17	25	DISEASES OF APPENDIX	Male	0	0	1	3	2	1	0	0	0	7

TABLE D-21 DEATHS BY SELECTED CAUSE OF DEATH, AGE, SEX AND HABITS-(RURAL & URBAN) - 2023

SL. No.	CAUSE ID	Selected cause of death	Sex	Age Group									Total
				Below 15	15-24	25-34	35-44	45-54	55-64	65-69	70 & above	Age not Stated	
1	2	3	4	5	6	7	8	9	10	11	12	13	14
			Female	0	0	0	0	0	0	0	0	0	0
			Total	0	0	1	3	2	1	0	0	0	7
18	26	Genital Urinary system	Male	0	0	1	0	0	1	0	0	0	2
			Female	0	0	0	0	0	0	0	0	0	0
			Total	0	0	1	0	0	1	0	0	0	2
19	30	CEREBROVASCULAR DISEASES	Male	0	0	4	10	15	16	5	9	0	59
			Female	0	0	0	1	0	1	1	0	0	3
			Total	0	0	4	11	15	17	6	9	0	62
20	31	SENILITY	Male	0	0	0	0	0	25	34	91	0	150
			Female	0	0	0	0	0	6	4	26	1	37
			Total	0	0	0	0	0	31	38	117	1	187
21	32	Others not else where classified	Male	0	8	34	33	23	12	4	2	0	116
			Female	0	0	1	0	1	0	0	0	0	2
			Total	0	8	35	33	24	12	4	2	0	118
22	33	BITES OF SNAKES AND OTHER VENOMOUS ANIMALS	Male	0	0	0	0	0	1	1	0	0	2
			Female	0	0	0	0	0	0	0	0	0	0
			Total	0	0	0	0	0	1	1	0	0	2
23	34	BURNS AND CORROSIONS	Male	0	0	2	0	1	1	0	0	0	4
			Female	0	0	0	0	0	0	0	0	0	0
			Total	0	0	2	0	1	1	0	0	0	4
24	35	ACCIDENTAL FALLS	Male	0	2	11	9	12	1	0	4	0	39
			Female	0	0	0	0	0	0	1	0	0	1
			Total	0	2	11	9	12	1	1	4	0	40
25	36	POISONINGS BY DRUGS AND BIOLOG	Male	0	2	8	12	7	10	2	8	0	49
			Female	0	0	0	0	1	0	1	1	0	3
			Total	0	2	8	12	8	10	3	9	0	52
26	37	MOTOR VEHICLE TRAFFIC ACCIDENT	Male	0	1	2	1	5	1	0	0	0	10
			Female	0	0	0	0	0	0	0	0	0	0
			Total	0	1	2	1	5	1	0	0	0	10
27	38	OTHER ROAD VEHICLE ACCIDENTS	Male	0	0	4	7	2	3	1	2	0	19
			Female	0	0	0	0	0	0	0	0	0	0
			Total	0	0	4	7	2	3	1	2	0	19
28	39	INTENTIONAL SELF-HARM(SUICIDE-ATTEMPTED)	Male	0	2	10	23	9	5	2	3	0	54
			Female	0	0	0	0	0	1	0	1	0	2
			Total	0	2	10	23	9	6	2	4	0	56
29	40	ASSAULT(HOMICIDE)	Male	0	0	1	0	1	0	0	1	0	3
			Female	0	0	0	0	0	0	0	0	0	0
			Total	0	0	1	0	1	0	0	1	0	3
30	42	Viral Fever	Male	0	0	0	2	0	0	1	0	0	3
			Female	0	0	0	0	0	0	0	0	0	0
			Total	0	0	0	2	0	0	1	0	0	3
31	43	RENAL FAILURE and OTHER DISORDERS OF KIDNEY AND URETER	Male	0	1	20	58	45	23	11	10	0	168
			Female	0	0	0	0	2	2	0	1	0	5
			Total	0	1	20	58	47	25	11	11	0	173
32	44	SEPTICAEMIA	Male	0	1	8	22	26	18	8	11	0	94
			Female	0	0	0	1	1	4	1	1	0	8
			Total	0	1	8	23	27	22	9	12	0	102
33	47	TUBERCULOSIS OF OTHER ORGANS AND MILIARY TUBERCULOSIS	Male	0	0	5	10	8	2	1	2	0	28
			Female	0	0	1	0	1	1	0	0	0	3
			Total	0	0	6	10	9	3	1	2	0	31
34	49	HUMAN IMMUNODEFICIENCY VIRUS[HIV]DISEASE	Male	0	0	0	3	5	0	2	1	0	11
			Female	0	0	0	1	0	0	0	0	0	1
			Total	0	0	0	4	5	0	2	1	0	12
35	50	MALIGNANT NEOPLASMS OF LIP, ORAL CAVITY AND PHARYNX	Male	0	0	6	17	15	18	7	9	0	72
			Female	0	0	0	1	0	3	0	3	0	7
			Total	0	0	6	18	15	21	7	12	0	79
36	51	MALIGNANT NEOPLASM OF OESOPHAGUS	Male	0	0	0	0	3	4	3	0	0	10
			Female	0	0	0	0	0	0	0	1	0	1

TABLE D-21 DEATHS BY SELECTED CAUSE OF DEATH, AGE, SEX AND HABITS-(RURAL & URBAN) - 2023

SL. No.	CAUSE ID	Selected cause of death	Sex	Age Group									Total
				Below 15	15-24	25-34	35-44	45-54	55-64	65-69	70 & above	Age not Stated	
1	2	3	4	5	6	7	8	9	10	11	12	13	14
			Total	0	0	0	0	3	4	3	1	0	11
37	52	MALIGNANT NEOPLASM OF STOMACH	Male	0	0	2	3	5	3	3	3	0	19
			Female	0	0	0	0	1	0	0	1	0	2
			Total	0	0	2	3	6	3	3	4	0	21
38	53	MALIGNANT NEOPLASMS OF LIVER AND INTRAHEPATIC BILE DUCTS	Male	0	0	5	9	12	7	0	1	0	34
			Female	0	0	0	1	1	0	0	0	0	2
			Total	0	0	5	10	13	7	0	1	0	36
39	54	MALIGNANT NEOPLASMS OF LARYNX, TRACHEA, BRONCHUS AND LUNG	Male	0	0	2	5	6	15	5	10	0	43
			Female	0	0	0	0	0	0	0	4	0	4
			Total	0	0	2	5	6	15	5	14	0	47
40	56	OTHER MALIGNANT NEOPLASM OF FEMALE GENITAL ORGANS	Male	0	0	0	0	0	0	0	0	0	0
			Female	0	0	0	0	0	1	0	0	0	1
			Total	0	0	0	0	0	1	0	0	0	1
41	57	MALIGNANT NEOPLASM OF PROSTATE	Male	0	0	0	0	0	1	0	0	0	1
			Female	0	0	0	0	0	0	0	0	0	0
			Total	0	0	0	0	0	1	0	0	0	1
42	58	MALIGNANT NEOPLASM OF BLADDER	Male	0	0	1	4	8	4	1	1	0	19
			Female	0	0	0	0	0	0	0	0	0	0
			Total	0	0	1	4	8	4	1	1	0	19
43	59	MALIGNANT NEOPLASMS OF MENINGES,BRAIN AND OTHER PARTS OF CENTRAL NERVOUS	Male	0	0	0	2	1	1	0	0	0	4
			Female	0	0	0	0	0	0	0	0	0	0
			Total	0	0	0	2	1	1	0	0	0	4
44	60	LEUKAEMIA	Male	0	0	0	2	1	0	0	0	0	3
			Female	0	0	0	0	0	0	0	0	0	0
			Total	0	0	0	2	1	0	0	0	0	3
45	61	OTHER PROTEIN-ENERGY MALNUTRITION	Male	0	0	2	5	3	1	3	0	0	14
			Female	0	0	0	0	3	0	0	1	0	4
			Total	0	0	2	5	6	1	3	1	0	18
46	62	DISORDERS OF THYROID GLAND	Male	0	0	0	0	1	0	0	0	0	1
			Female	0	0	0	0	0	0	0	0	0	0
			Total	0	0	0	0	1	0	0	0	0	1
47	63	SCHIZOPHRENIA, SCHIZOTYPAL & DELUSIONA and MENTAL BEHAVIOURAL DISORDERS	Male	0	0	0	2	0	0	1	0	0	3
			Female	0	0	0	0	0	0	0	0	0	0
			Total	0	0	0	2	0	0	1	0	0	3
48	64	OTHER INFLAMMATORY DISEASES OF THE CENTRAL NERVOUS SYSTEM	Male	0	0	0	2	3	5	0	1	0	11
			Female	0	0	0	0	0	0	0	0	0	0
			Total	0	0	0	2	3	5	0	1	0	11
49	65	EPILEPSY	Male	0	0	2	2	4	0	0	1	0	9
			Female	0	0	0	0	0	0	0	0	0	0
			Total	0	0	2	2	4	0	0	1	0	9
50	66	HYPERTENSIVE HEART DISEASES	Male	0	6	31	89	90	69	25	59	0	369
			Female	0	0	0	1	2	3	1	9	0	16
			Total	0	6	31	90	92	72	26	68	0	385
51	67	ACUTE MYOCARDIAL INFARCTION	Male	0	4	47	121	122	106	34	79	0	513
			Female	0	0	1	5	9	10	7	11	0	43
			Total	0	4	48	126	131	116	41	90	0	556
52	68	ARTERIAL EMBOLISM AND THROMBOSISPHLEBITIS,THROMBOPHLEBITIS,VENOUS EMBOLISM AND THROMBOSIS	Male	0	0	1	2	2	2	0	2	0	9
			Female	0	0	0	0	0	0	0	0	0	0
			Total	0	0	1	2	2	2	0	2	0	9
53	69	BRONCHITIS ,BRONCHIOLITIS and UNSPECIFIED EMPHYSEMA	Male	0	0	5	4	11	9	1	9	0	39
			Female	0	0	0	0	0	0	1	2	0	3
			Total	0	0	5	4	11	9	2	11	0	42
54	71	PARALYTIC ILEUS AND INTESTINAL OBSTRUCTION WITHOUT HERNIA	Male	0	0	2	5	13	16	9	17	0	62
			Female	0	0	1	0	0	0	1	1	0	3
			Total	0	0	3	5	13	16	10	18	0	65
55	72	PERITONITIS	Male	0	0	1	0	1	0	0	0	0	2
			Female	0	0	0	0	0	0	0	0	0	0
			Total	0	0	1	0	1	0	0	0	0	2

TABLE D-21 DEATHS BY SELECTED CAUSE OF DEATH, AGE, SEX AND HABITS-(RURAL & URBAN) - 2023

SL. No.	CAUSE ID	Selected cause of death	Sex	Age Group									Total
				Below 15	15-24	25-34	35-44	45-54	55-64	65-69	70 & above	Age not Stated	
1	2	3	4	5	6	7	8	9	10	11	12	13	14
56	73	CHOLELITHIASIS AND CHOLECYSTIT	Male	0	0	2	11	6	4	1	1	0	25
			Female	0	0	0	0	1	1	0	0	0	2
			Total	0	0	2	11	7	5	1	1	0	27
57	74	DISORDERS OF THE PANCREAS	Male	0	0	3	0	0	5	0	1	0	9
			Female	0	0	0	0	0	0	0	0	0	0
			Total	0	0	3	0	0	5	0	1	0	9
58	75	RHEUMATOID ARTHRITIS AND OTHER	Male	0	0	1	0	0	0	0	0	0	1
			Female	0	0	0	0	0	0	0	0	0	0
			Total	0	0	1	0	0	0	0	0	0	1
59	82	FEVER OF UNKNOWN ORIGIN	Male	0	0	5	2	4	4	3	2	0	20
			Female	0	0	0	0	0	0	0	0	0	0
			Total	0	0	5	2	4	4	3	2	0	20
60	83	SHOCK, NOT ELSEWHERE CLASSIFIE	Male	0	1	18	38	25	19	7	12	0	120
			Female	0	0	0	0	3	4	0	2	0	9
			Total	0	1	18	38	28	23	7	14	0	129
61	84	FRACTURE OF SKULL AND FACIAL B	Male	0	0	0	1	0	1	0	0	0	2
			Female	0	0	0	0	0	0	0	0	0	0
			Total	0	0	0	1	0	1	0	0	0	2
62	85	FRACTURE OF NECK,THORAX OR PEL	Male	0	0	0	0	1	0	0	0	0	1
			Female	0	0	0	0	0	0	0	0	0	0
			Total	0	0	0	0	1	0	0	0	0	1
63	87	FRACTURE OF LOWER LIMB	Male	0	0	0	0	1	0	0	0	0	1
			Female	0	0	0	0	0	0	0	0	0	0
			Total	0	0	0	0	1	0	0	0	0	1
64	88	FRACTURES INVOLVING MULTIPLE BODY REGIONS, AND OF UNSPECIFIED BODY REGION	Male	0	0	2	3	3	2	0	0	0	10
			Female	0	0	0	0	0	0	0	0	0	0
			Total	0	0	2	3	3	2	0	0	0	10
65	89	INTRACRANIAL AND INTERNAL INJU	Male	0	0	1	2	1	0	0	0	0	4
			Female	0	0	0	0	0	0	0	0	0	0
			Total	0	0	1	2	1	0	0	0	0	4
66	90	CRUSHING INJURIES AND TRAUMATIC AMPUTATIONS OF SPECIFIED AND MULTIPLE BODY REGIONS	Male	0	0	1	0	1	0	0	0	0	2
			Female	0	0	0	0	0	0	0	0	0	0
			Total	0	0	1	0	1	0	0	0	0	2
67	91	OTHER INJURIES OF SPECIFIED,UNSPECIFIED AND MULTIPLE BODY REGIONS	Male	0	0	2	3	1	0	2	1	0	9
			Female	0	0	0	0	0	0	0	0	0	0
			Total	0	0	2	3	1	0	2	1	0	9
68	92	EFFECTS OF FOREIGN BODY ENTERING THROUGH NATURAL ORIFICE	Male	0	0	0	1	0	0	0	1	0	2
			Female	0	0	0	0	0	0	0	0	0	0
			Total	0	0	0	1	0	0	0	1	0	2
69	93	RAILWAY ACCIDENTS	Male	0	1	0	2	3	1	0	1	0	8
			Female	0	0	0	0	0	0	0	0	0	0
			Total	0	1	0	2	3	1	0	1	0	8
70	94	WATER TRANSPORT ACCIDENTS	Male	0	0	0	1	0	0	0	0	0	1
			Female	0	0	0	0	0	0	0	0	0	0
			Total	0	0	0	1	0	0	0	0	0	1
71	96	ALL OTHER TRANSPORT ACCIDENTS	Male	0	1	2	3	3	1	1	2	0	13
			Female	0	0	0	0	0	0	0	0	0	0
			Total	0	1	2	3	3	1	1	2	0	13
72	97	ACCIDENTAL DROWING AND SUBMERS	Male	0	1	2	4	9	2	0	0	0	18
			Female	0	0	0	0	1	0	0	0	0	1
			Total	0	1	2	4	10	2	0	0	0	19
73	98	EXPOSURE TO SMOKE, FIRE AND FLAMES	Male	0	0	0	0	0	1	0	0	0	1
			Female	0	0	0	0	0	0	0	0	0	0
			Total	0	0	0	0	0	1	0	0	0	1
74	100	ACCIDENTS CAUSED BY MACHINERY,AND BY CUTTING PIERCING INSTRUMENTS	Male	0	0	0	0	0	0	0	2	0	2
			Female	0	0	0	0	0	0	0	0	0	0
			Total	0	0	0	0	0	0	0	2	0	2



TABLE D-21 DEATHS BY SELECTED CAUSE OF DEATH, AGE, SEX AND HABITS-(RURAL & URBAN) - 2023

SL. No.	CAUSE ID	Selected cause of death	Sex	Age Group										Total	
				Below 15	15-24	25-34	35-44	45-54	55-64	65-69	70 & above	Age not Stated			
1	2	3	4	5	6	7	8	9	10	11	12	13	14		
75	102	ACCIDENTAL POISONING BY AND EXPOSURE TO NOXIOUS SUBSTANCES	Male	0	0	3	4	2	1	2	0	0	0	12	
			Female	0	0	0	0	0	0	0	1	0	0	1	
			Total	0	0	3	4	2	1	3	0	0	0	13	
76	104	SUN STROKE	Male	0	0	0	2	5	6	1	3	0	0	17	
			Female	0	0	0	0	0	0	0	1	0	0	1	
			Total	0	0	0	2	5	6	1	4	0	0	18	
77	105	COVID 19 VIRUS NOT IDENTIFIED	Male	0	0	0	0	0	1	0	0	0	0	1	
			Female	0	0	0	0	0	0	0	0	0	0	0	
			Total	0	0	0	0	0	1	0	0	0	0	1	
78	106	DENGUE FEVER	Male	0	0	0	1	0	0	1	0	0	0	2	
			Female	0	0	0	0	0	0	0	0	0	0	0	
			Total	0	0	0	1	0	0	1	0	0	0	2	
		<b>Total</b>	<b>Male</b>	<b>0</b>	<b>38</b>	<b>368</b>	<b>855</b>	<b>763</b>	<b>612</b>	<b>259</b>	<b>497</b>	<b>0</b>	<b>3392</b>		
			<b>Female</b>	<b>0</b>	<b>0</b>	<b>7</b>	<b>23</b>	<b>43</b>	<b>56</b>	<b>23</b>	<b>82</b>	<b>1</b>	<b>235</b>		
			<b>Total</b>	<b>0</b>	<b>2</b>	<b>2</b>	<b>3</b>	<b>4</b>	<b>3</b>	<b>0</b>	<b>0</b>	<b>0</b>	<b>3627</b>		
<b>Chewing Tobacco,Areanut &amp; Drinking Alcohol</b>															
1	2	TYPHOID FEVER AND PARATYPHOID	Male	0	1	1	2	1	1	0	0	0	0	6	
			Female	0	0	0	0	1	0	0	0	0	0	0	1
			Total	0	1	1	2	2	1	0	0	0	0	0	7
2	3	FOOD POISONING	Male	0	0	0	1	0	0	0	0	0	0	1	
			Female	0	0	0	0	1	0	0	0	0	0	1	
			Total	0	0	0	1	1	0	0	0	0	0	2	
3	4	DIARRHOEA AND GASTROENTERITIS	Male	0	0	1	2	1	2	0	0	0	0	6	
			Female	0	0	0	0	0	0	0	0	0	0	0	
			Total	0	0	1	2	1	2	0	0	0	0	6	
4	5	RESPIRATORY TUBERCULOSIS	Male	0	0	5	8	8	7	2	7	0	0	37	
			Female	0	0	1	1	0	0	0	0	0	0	2	
			Total	0	0	6	9	8	7	2	7	0	0	39	
5	12	RABIES	Male	0	0	0	0	1	0	0	0	0	0	1	
			Female	0	0	0	0	0	0	0	0	0	0	0	
			Total	0	0	0	0	1	0	0	0	0	0	1	
6	14	OTHER AND UNSPECIFIED NEOPLASM	Male	0	0	3	9	8	6	3	0	0	0	29	
			Female	0	0	0	0	0	2	0	0	0	0	2	
			Total	0	0	3	9	8	8	3	0	0	0	31	
7	15	DIABETES MELLITUS	Male	0	0	0	8	10	8	2	4	0	0	32	
			Female	0	0	0	1	1	1	0	0	0	0	3	
			Total	0	0	0	9	11	9	2	4	0	0	35	
8	16	OTHER ANAEMIAS(D50-D55,D57-D64)	Male	0	0	0	2	3	1	1	1	1	0	8	
			Female	0	0	0	1	1	0	0	0	0	0	2	
			Total	0	0	0	3	4	1	1	1	1	0	10	
9	17	OTHER VIRAL ENCEPHALITIS	Male	0	0	0	2	1	0	0	0	0	0	3	
			Female	0	0	0	0	1	0	0	0	0	0	1	
			Total	0	0	0	2	2	0	0	0	0	0	4	
10	18	OTHER FORMS OF HEART DISEASES	Male	0	1	7	39	40	31	21	43	0	0	182	
			Female	0	0	0	1	4	1	1	5	0	0	12	
			Total	0	1	7	40	44	32	22	48	0	0	194	
11	19	PNEUMONIA	Male	0	0	8	21	11	14	3	9	0	0	66	
			Female	0	0	1	0	0	2	0	4	0	0	7	
			Total	0	0	9	21	11	16	3	13	0	0	73	
12	20	INFLUENZA	Male	0	0	0	0	0	1	0	0	0	0	1	
			Female	0	0	0	0	0	0	0	0	0	0	0	
			Total	0	0	0	0	0	1	0	0	0	0	1	
13	21	ASTHMA	Male	0	0	0	4	4	19	10	21	0	0	58	
			Female	0	0	0	0	0	3	1	2	0	0	6	
			Total	0	0	0	4	4	22	11	23	0	0	64	
14	22	OTHER VIRAL HEPATITIS (Jaundice)	Male	0	0	2	12	3	4	2	0	0	0	23	
			Female	0	0	0	1	0	0	0	0	0	0	1	
			Total	0	0	2	13	3	4	2	0	0	0	24	
15	23	DISEASES OF THE LIVER	Male	0	1	24	88	54	15	9	6	0	197		

TABLE D-21 DEATHS BY SELECTED CAUSE OF DEATH, AGE, SEX AND HABITS-(RURAL & URBAN) - 2023

SL. No.	CAUSE ID	Selected cause of death	Sex	Age Group										Total
				Below 15	15-24	25-34	35-44	45-54	55-64	65-69	70 & above	Age not Stated		
1	2	3	4	5	6	7	8	9	10	11	12	13	14	
			Female	0	0	0	1	2	1	1	1	0	0	6
			Total	0	1	24	89	56	16	10	7	0	203	
16	24	GASTRIC AND DUODENAL ULCER	Male	0	0	0	1	0	0	1	0	0	2	
			Female	0	0	0	0	1	0	0	0	0	1	
			Total	0	0	0	1	1	0	1	0	0	3	
17	25	DISEASES OF APPENDIX	Male	0	0	0	2	2	0	0	0	0	4	
			Female	0	0	0	0	0	0	0	0	0	0	
			Total	0	0	0	2	2	0	0	0	0	4	
18	26	Genital Urinary system	Male	0	0	1	0	0	1	0	0	0	2	
			Female	0	0	0	0	0	0	0	0	0	0	
			Total	0	0	1	0	0	1	0	0	0	2	
19	30	CEREBROVASCULAR DISEASES	Male	0	0	3	5	10	11	3	5	0	37	
			Female	0	0	0	1	0	1	0	0	0	2	
			Total	0	0	3	6	10	12	3	5	0	39	
20	31	SENILITY	Male	0	0	0	0	0	13	22	58	0	93	
			Female	0	0	0	0	0	2	3	16	1	22	
			Total	0	0	0	0	0	15	25	74	1	115	
21	32	Others not else where classified	Male	0	7	16	18	11	9	1	1	0	63	
			Female	0	0	0	0	1	0	0	0	0	1	
			Total	0	7	16	18	12	9	1	1	0	64	
22	33	BITES OF SNAKES AND OTHER VENOMOUS ANIMALS	Male	0	0	0	0	0	0	1	0	0	1	
			Female	0	0	0	0	0	0	0	0	0	0	
			Total	0	0	0	0	0	0	1	0	0	1	
23	35	ACCIDENTAL FALLS	Male	0	1	3	3	6	1	0	3	0	17	
			Female	0	0	0	0	0	0	0	0	0	0	
			Total	0	1	3	3	6	1	0	3	0	17	
24	36	POISONINGS BY DRUGS AND BIOLOG	Male	0	1	3	7	5	7	1	6	0	30	
			Female	0	0	0	0	0	0	1	1	0	2	
			Total	0	1	3	7	5	7	2	7	0	32	
25	37	MOTOR VEHICLE TRAFFIC ACCIDENT	Male	0	0	1	1	4	0	0	0	0	6	
			Female	0	0	0	0	0	0	0	0	0	0	
			Total	0	0	1	1	4	0	0	0	0	6	
26	38	OTHER ROAD VEHICLE ACCIDENTS	Male	0	0	3	4	0	2	1	2	0	12	
			Female	0	0	0	0	0	0	0	0	0	0	
			Total	0	0	3	4	0	2	1	2	0	12	
27	39	INTENTIONAL SELF-HARM(SUICIDE-ATTEMPTED)	Male	0	2	6	8	6	3	1	2	0	28	
			Female	0	0	0	0	0	0	0	1	0	1	
			Total	0	2	6	8	6	3	1	3	0	29	
28	40	ASSAULT(HOMICIDE)	Male	0	0	1	0	0	0	0	0	0	1	
			Female	0	0	0	0	0	0	0	0	0	0	
			Total	0	0	1	0	0	0	0	0	0	1	
29	42	Viral Fever	Male	0	0	0	2	0	0	1	0	0	3	
			Female	0	0	0	0	0	0	0	0	0	0	
			Total	0	0	0	2	0	0	1	0	0	3	
30	43	RENAL FAILURE and OTHER DISORDERS OF KIDNEY AND URETER	Male	0	0	14	34	22	11	6	5	0	92	
			Female	0	0	0	0	1	2	0	1	0	4	
			Total	0	0	14	34	23	13	6	6	0	96	
31	44	SEPTICAEMIA	Male	0	0	5	15	12	7	3	9	0	51	
			Female	0	0	0	1	0	2	1	1	0	5	
			Total	0	0	5	16	12	9	4	10	0	56	
32	47	TUBERCULOSIS OF OTHER ORGANS AND MILIARY TUBERCULOSIS	Male	0	0	2	5	4	2	0	0	0	13	
			Female	0	0	0	0	0	0	0	0	0	0	
			Total	0	0	2	5	4	2	0	0	0	13	
33	49	HUMAN IMMUNODEFICIENCY VIRUS[HIV]DISEASE	Male	0	0	0	2	3	0	1	1	0	7	
			Female	0	0	0	0	0	0	0	0	0	0	
			Total	0	0	0	2	3	0	1	1	0	7	
34	50	MALIGNANT NEOPLASMS OF LIP, ORAL CAVITY AND PHARYNX	Male	0	0	2	4	8	10	5	4	0	33	
			Female	0	0	0	0	0	2	0	2	0	4	

TABLE D-21 DEATHS BY SELECTED CAUSE OF DEATH, AGE, SEX AND HABITS-(RURAL & URBAN) - 2023

SL. No.	CAUSE ID	Selected cause of death	Sex	Age Group									Total
				Below 15	15-24	25-34	35-44	45-54	55-64	65-69	70 & above	Age not Stated	
1	2	3	4	5	6	7	8	9	10	11	12	13	14
			Total	0	0	2	4	8	12	5	6	0	37
35	51	MALIGNANT NEOPLASM OF OESOPHAGUS	Male	0	0	0	0	3	0	3	0	0	6
			Female	0	0	0	0	0	0	0	0	0	0
			Total	0	0	0	0	3	0	3	0	0	6
36	52	MALIGNANT NEOPLASM OF STOMACH	Male	0	0	2	1	3	3	2	2	0	13
			Female	0	0	0	0	0	0	0	1	0	1
			Total	0	0	2	1	3	3	2	3	0	14
37	53	MALIGNANT NEOPLASMS OF LIVER AND INTRAHEPATIC BILE DUCTS	Male	0	0	3	7	8	3	0	1	0	22
			Female	0	0	0	1	1	0	0	0	0	2
			Total	0	0	3	8	9	3	0	1	0	24
38	54	MALIGNANT NEOPLASMS OF LARYNX, TRACHEA, BRONCHUS AND LUNG	Male	0	0	2	2	5	7	4	7	0	27
			Female	0	0	0	0	0	0	0	2	0	2
			Total	0	0	2	2	5	7	4	9	0	29
39	56	OTHER MALIGNANT NEOPLASM OF FEMALE GENITAL ORGANS	Male	0	0	0	0	0	0	0	0	0	0
			Female	0	0	0	0	0	1	0	0	0	1
			Total	0	0	0	0	0	1	0	0	0	1
40	58	MALIGNANT NEOPLASM OF BLADDER	Male	0	0	1	1	5	2	1	0	0	10
			Female	0	0	0	0	0	0	0	0	0	0
			Total	0	0	1	1	5	2	1	0	0	10
41	59	MALIGNANT NEOPLASMS OF MENINGES,BRAIN AND OTHER PARTS OF CENTRAL NERVOUS	Male	0	0	0	1	1	1	0	0	0	3
			Female	0	0	0	0	0	0	0	0	0	0
			Total	0	0	0	1	1	1	0	0	0	3
42	60	LEUKAEMIA	Male	0	0	0	2	1	0	0	0	0	3
			Female	0	0	0	0	0	0	0	0	0	0
			Total	0	0	0	2	1	0	0	0	0	3
43	61	OTHER PROTEIN-ENERGY MALNUTRITION	Male	0	0	1	4	2	0	3	0	0	10
			Female	0	0	0	0	3	0	0	1	0	4
			Total	0	0	1	4	5	0	3	1	0	14
44	63	SCHIZOPHRENIA, SCHIZOTYPAL & DELUSIONA and MENTAL BEHAVIOURAL DISORDERS	Male	0	0	0	2	0	0	1	0	0	3
			Female	0	0	0	0	0	0	0	0	0	0
			Total	0	0	0	2	0	0	1	0	0	3
45	64	OTHER INFLAMMATORY DISEASES OF THE CENTRAL NERVOUS SYSTEM	Male	0	0	0	0	1	4	0	0	0	5
			Female	0	0	0	0	0	0	0	0	0	0
			Total	0	0	0	0	1	4	0	0	0	5
46	65	EPILEPSY	Male	0	0	1	1	2	0	0	1	0	5
			Female	0	0	0	0	0	0	0	0	0	0
			Total	0	0	1	1	2	0	0	1	0	5
47	66	HYPERTENSIVE HEART DISEASES	Male	0	6	19	53	61	47	17	36	0	239
			Female	0	0	0	1	1	3	1	7	0	13
			Total	0	6	19	54	62	50	18	43	0	252
48	67	ACUTE MYOCARDIAL INFARCTION	Male	0	1	24	66	56	54	18	55	0	274
			Female	0	0	1	2	8	6	5	7	0	29
			Total	0	1	25	68	64	60	23	62	0	303
49	68	ARTERIAL EMBOLISM AND THROMBOSISPHELEBITIS,THROMBOPHLEBITIS,VENOUS EMBOLISM AND THROMBOSIS	Male	0	0	1	1	2	0	0	1	0	5
			Female	0	0	0	0	0	0	0	0	0	0
			Total	0	0	1	1	2	0	0	1	0	5
50	69	BRONCHITIS ,BRONCHIOLITIS and UNSPECIFIED EMPHYSEMA	Male	0	0	1	1	4	5	1	1	0	13
			Female	0	0	0	0	0	0	0	0	0	0
			Total	0	0	1	1	4	5	1	1	0	13
51	71	PARALYTIC ILEUS AND INTESTINAL OBSTRUCTION WITHOUT HERNIA	Male	0	0	1	3	10	13	7	13	0	47
			Female	0	0	1	0	0	0	1	1	0	3
			Total	0	0	2	3	10	13	8	14	0	50
52	73	CHOLELITHIASIS AND CHOLECYSTIT	Male	0	0	1	5	3	3	1	1	0	14
			Female	0	0	0	0	1	0	0	0	0	1
			Total	0	0	1	5	4	3	1	1	0	15
53	74	DISORDERS OF THE PANCREAS	Male	0	0	2	0	0	1	0	1	0	4
			Female	0	0	0	0	0	0	0	0	0	0
			Total	0	0	2	0	0	1	0	1	0	4

TABLE D-21 DEATHS BY SELECTED CAUSE OF DEATH, AGE, SEX AND HABITS-(RURAL & URBAN) - 2023

SL. No.	CAUSE ID	Selected cause of death	Sex	Age Group									Total
				Below 15	15-24	25-34	35-44	45-54	55-64	65-69	70 & above	Age not Stated	
1	2	3	4	5	6	7	8	9	10	11	12	13	14
54	82	FEVER OF UNKNOWN ORIGIN	Male	0	0	3	1	2	1	2	2	0	11
			Female	0	0	0	0	0	0	0	0	0	0
			Total	0	0	3	1	2	1	2	2	2	0
55	83	SHOCK, NOT ELSEWHERE CLASSIFIE	Male	0	0	10	21	20	13	4	6	0	74
			Female	0	0	0	0	2	2	0	1	0	5
			Total	0	0	10	21	22	15	4	7	0	79
56	84	FRACTURE OF SKULL AND FACIAL B	Male	0	0	0	1	0	0	0	0	0	1
			Female	0	0	0	0	0	0	0	0	0	0
			Total	0	0	0	1	0	0	0	0	0	1
57	88	FRACTURES INVOLVING MULTIPLE BODY REGIONS, AND OF UNSPECIFIED BODY REGION	Male	0	0	1	1	3	1	0	0	0	6
			Female	0	0	0	0	0	0	0	0	0	0
			Total	0	0	1	1	3	1	0	0	0	6
58	89	INTRACRANIAL AND INTERNAL INJU	Male	0	0	0	2	0	0	0	0	0	2
			Female	0	0	0	0	0	0	0	0	0	0
			Total	0	0	0	2	0	0	0	0	0	2
59	90	CRUSHING INJURIES AND TRAUMATIC AMPUTATIONS OF SPECIFIED AND MULTIPLE BODY REGIONS	Male	0	0	1	0	1	0	0	0	0	2
			Female	0	0	0	0	0	0	0	0	0	0
			Total	0	0	1	0	1	0	0	0	0	2
60	91	OTHER INJURIES OF SPECIFIED, UNSPECIFIED AND MULTIPLE BODY REGIONS	Male	0	0	1	1	1	0	1	1	0	5
			Female	0	0	0	0	0	0	0	0	0	0
			Total	0	0	1	1	1	0	1	1	1	0
61	92	EFFECTS OF FOREIGN BODY ENTERING THROUGH NATURAL ORIFICE	Male	0	0	0	1	0	0	0	1	0	2
			Female	0	0	0	0	0	0	0	0	0	0
			Total	0	0	0	1	0	0	0	1	0	2
62	93	RAILWAY ACCIDENTS	Male	0	1	0	2	2	0	0	0	0	5
			Female	0	0	0	0	0	0	0	0	0	0
			Total	0	1	0	2	2	0	0	0	0	5
63	96	ALL OTHER TRANSPORT ACCIDENTS	Male	0	1	2	0	0	1	1	1	0	6
			Female	0	0	0	0	0	0	0	0	0	0
			Total	0	1	2	0	0	1	1	1	1	0
64	97	ACCIDENTAL DROWING AND SUBMERS	Male	0	1	1	1	4	1	0	0	0	8
			Female	0	0	0	0	1	0	0	0	0	1
			Total	0	1	1	1	5	1	0	0	0	9
65	98	EXPOSURE TO SMOKE, FIRE AND FLAMES	Male	0	0	0	0	0	1	0	0	0	1
			Female	0	0	0	0	0	0	0	0	0	0
			Total	0	0	0	0	0	1	0	0	0	1
66	100	ACCIDENTS CAUSED BY MACHINERY, AND BY CUTTING PIERCING INSTRUMENTS	Male	0	0	0	0	0	0	0	2	0	2
			Female	0	0	0	0	0	0	0	0	0	0
			Total	0	0	0	0	0	0	0	2	0	2
67	102	ACCIDENTAL POISONING BY AND EXPOSURE TO NOXIOUS SUBSTANCES	Male	0	0	2	2	0	1	0	0	0	5
			Female	0	0	0	0	0	0	0	0	0	0
			Total	0	0	2	2	0	1	0	0	0	5
68	104	SUN STROKE	Male	0	0	0	2	5	3	0	3	0	13
			Female	0	0	0	0	0	0	0	1	0	1
			Total	0	0	0	2	5	3	0	4	0	14
69	105	COVID 19 VIRUS NOT IDENTIFIED	Male	0	0	0	0	0	1	0	0	0	1
			Female	0	0	0	0	0	0	0	0	0	0
			Total	0	0	0	0	0	1	0	0	0	1
		<b>Total</b>	<b>Male</b>	<b>0</b>	<b>24</b>	<b>191</b>	<b>494</b>	<b>443</b>	<b>352</b>	<b>166</b>	<b>322</b>	<b>0</b>	<b>1992</b>
		<b>Female</b>	<b>0</b>	<b>0</b>	<b>4</b>	<b>12</b>	<b>31</b>	<b>31</b>	<b>15</b>	<b>55</b>	<b>1</b>	<b>149</b>	
		<b>Total</b>	<b>0</b>	<b>1</b>	<b>1</b>	<b>2</b>	<b>2</b>	<b>1</b>	<b>0</b>	<b>0</b>	<b>0</b>	<b>2141</b>	
1	2	TYPHOID FEVER AND PARATYPHOID	Male	0	1	1	2	2	3	0	2	0	11
			Female	0	0	0	0	1	0	0	0	0	1
			Total	0	1	1	2	3	3	0	2	0	12
2	3	FOOD POISONING	Male	0	0	0	1	1	0	0	0	0	2
			Female	0	0	0	0	1	0	0	0	0	1
			Total	0	0	0	1	2	0	0	0	0	3

TABLE D-21 DEATHS BY SELECTED CAUSE OF DEATH, AGE, SEX AND HABITS-(RURAL & URBAN) - 2023

SL. No.	CAUSE ID	Selected cause of death	Sex	Age Group									Total	
				Below 15	15-24	25-34	35-44	45-54	55-64	65-69	70 & above	Age not Stated		
1	2	3	4	5	6	7	8	9	10	11	12	13	14	
3	4	DIARRHOEA AND GASTROENTERITIS	Male	0	0	1	3	2	2	1	2	0	0	11
			Female	0	0	0	0	0	0	0	0	1	0	1
			Total	0	0	1	3	2	2	1	3	0	0	12
4	5	RESPIRATORY TUBERCULOSIS	Male	0	0	9	14	15	12	3	18	0	0	71
			Female	0	0	1	2	0	4	3	5	0	0	15
			Total	0	0	10	16	15	16	6	23	0	0	86
5	12	RABIES	Male	0	0	0	0	1	0	0	0	0	0	1
			Female	0	0	0	0	0	0	0	0	0	0	0
			Total	0	0	0	0	1	0	0	0	0	0	1
6	14	OTHER AND UNSPECIFIED NEOPLASM	Male	0	0	5	16	13	28	7	9	0	0	78
			Female	0	0	0	3	4	5	3	7	0	0	22
			Total	0	0	5	19	17	33	10	16	0	0	100
7	15	DIABETES MELLITUS	Male	0	0	0	15	22	20	10	17	0	0	84
			Female	0	0	0	5	7	13	6	14	0	0	45
			Total	0	0	0	20	29	33	16	31	0	0	129
8	16	OTHER ANAEMIAS(D50-D55,D57-D64)	Male	0	0	3	6	4	3	2	2	0	0	20
			Female	0	0	0	1	2	2	0	1	0	0	6
			Total	0	0	3	7	6	5	2	3	0	0	26
9	17	OTHER VIRAL ENCEPHALITIS	Male	0	0	0	4	1	0	0	2	0	0	7
			Female	0	0	0	0	1	1	0	1	0	0	3
			Total	0	0	0	4	2	1	0	3	0	0	10
10	18	OTHER FORMS OF HEART DISEASES	Male	0	2	22	67	76	91	65	186	0	0	509
			Female	0	0	0	3	10	28	19	122	0	0	182
			Total	0	2	22	70	86	119	84	308	0	0	691
11	19	PNEUMONIA	Male	0	1	10	28	22	29	10	27	0	0	127
			Female	0	0	2	1	2	10	4	12	0	0	31
			Total	0	1	12	29	24	39	14	39	0	0	158
12	20	INFLUENZA	Male	0	0	0	1	0	3	0	0	0	0	4
			Female	0	0	0	0	0	0	0	0	0	0	0
			Total	0	0	0	1	0	3	0	0	0	0	4
13	21	ASTHMA	Male	0	0	5	10	12	37	15	57	0	0	136
			Female	0	0	0	2	6	15	11	52	0	0	86
			Total	0	0	5	12	18	52	26	109	0	0	222
14	22	OTHER VIRAL HEPATITIS (Jaundice)	Male	0	0	7	23	9	5	3	0	0	0	47
			Female	0	0	0	1	0	2	0	0	0	0	3
			Total	0	0	7	24	9	7	3	0	0	0	50
15	23	DISEASES OF THE LIVER	Male	0	2	46	140	99	41	15	10	0	0	353
			Female	0	0	0	1	7	7	4	5	0	0	24
			Total	0	2	46	141	106	48	19	15	0	0	377
16	24	GASTRIC AND DUODENAL ULCER	Male	0	0	1	1	0	1	1	0	0	0	4
			Female	0	0	0	0	1	0	1	0	0	0	2
			Total	0	0	1	1	1	1	2	0	0	0	6
17	25	DISEASES OF APPENDIX	Male	0	0	0	3	2	0	0	0	0	0	5
			Female	0	0	0	0	1	0	0	0	0	0	1
			Total	0	0	0	3	3	0	0	0	0	0	6
18	26	Genital Urinary system	Male	0	0	1	1	0	1	0	0	0	0	3
			Female	0	0	0	0	0	0	0	0	0	0	0
			Total	0	0	1	1	0	1	0	0	0	0	3
19	30	CEREBROVASCULAR DISEASES	Male	0	0	4	18	17	23	9	17	0	0	88
			Female	0	0	0	1	1	4	4	14	0	0	24
			Total	0	0	4	19	18	27	13	31	0	0	112
20	31	SENILITY	Male	0	0	0	0	0	31	52	229	0	0	312
			Female	0	0	0	0	0	30	21	271	1	0	323
			Total	0	0	0	0	0	61	73	500	1	0	635
21	32	Others not else where classified	Male	0	10	32	34	22	17	6	9	0	0	130
			Female	0	0	4	0	4	0	0	4	0	0	12
			Total	0	10	36	34	26	17	6	13	0	0	142
22	33	BITES OF SNAKES AND OTHER	Male	0	1	1	2	0	1	1	2	0	0	8

TABLE D-21 DEATHS BY SELECTED CAUSE OF DEATH, AGE, SEX AND HABITS-(RURAL & URBAN) - 2023

SL. No.	CAUSE ID	Selected cause of death	Sex	Age Group									Total
				Below 15	15-24	25-34	35-44	45-54	55-64	65-69	70 & above	Age not Stated	
1	2	3	4	5	6	7	8	9	10	11	12	13	14
		VENOMOUS ANIMALS	Female	0	0	0	0	1	0	0	2	0	3
			Total	0	1	1	2	1	1	1	4	0	11
23	34	BURNS AND CORROSIONS	Male	0	0	0	0	0	0	0	0	0	0
			Female	0	0	0	0	0	1	0	0	0	1
			Total	0	0	0	0	0	1	0	0	0	1
24	35	ACCIDENTAL FALLS	Male	0	2	8	8	12	4	0	6	0	40
			Female	0	0	0	0	0	2	0	2	0	4
			Total	0	2	8	8	12	6	0	8	0	44
25	36	POISONINGS BY DRUGS AND BIOLOG	Male	0	1	9	11	12	9	1	11	0	54
			Female	0	0	0	0	3	2	1	3	0	9
			Total	0	1	9	11	15	11	2	14	0	63
26	37	MOTOR VEHICLE TRAFFIC ACCIDENT	Male	0	2	2	11	5	1	0	2	0	23
			Female	0	0	0	0	0	0	0	0	0	0
			Total	0	2	2	11	5	1	0	2	0	23
27	38	OTHER ROAD VEHICLE ACCIDENTS	Male	0	0	4	15	4	9	2	5	0	39
			Female	0	0	0	0	0	2	0	1	0	3
			Total	0	0	4	15	4	11	2	6	0	42
28	39	INTENTIONAL SELF-HARM(SUICIDE-ATTEMPTED)	Male	0	6	14	14	10	7	4	3	0	58
			Female	0	1	0	1	2	0	0	2	0	6
			Total	0	7	14	15	12	7	4	5	0	64
29	40	ASSAULT(HOMICIDE)	Male	0	0	1	0	1	0	0	0	0	2
			Female	0	0	0	0	0	0	0	0	0	0
			Total	0	0	1	0	1	0	0	0	0	2
30	42	Viral Fever	Male	0	0	0	2	1	0	1	0	0	4
			Female	0	0	0	0	0	0	0	0	0	0
			Total	0	0	0	2	1	0	1	0	0	4
31	43	RENAL FAILURE and OTHER DISORDERS OF KIDNEY AND URETER	Male	0	0	26	53	39	29	17	20	0	184
			Female	0	0	0	1	2	4	1	9	0	17
			Total	0	0	26	54	41	33	18	29	0	201
32	44	SEPTICAEMIA	Male	0	0	9	30	22	16	4	22	0	103
			Female	0	0	0	3	2	6	3	18	0	32
			Total	0	0	9	33	24	22	7	40	0	135
33	47	TUBERCULOSIS OF OTHER ORGANS AND MILIARY TUBERCULOSIS	Male	0	0	6	8	10	4	1	3	0	32
			Female	0	0	1	0	2	3	1	0	0	7
			Total	0	0	7	8	12	7	2	3	0	39
34	49	HUMAN IMMUNODEFICIENCY VIRUS[HIV]DISEASE	Male	0	0	0	5	7	2	1	2	0	17
			Female	0	0	0	3	0	0	0	0	0	3
			Total	0	0	0	8	7	2	1	2	0	20
35	50	MALIGNANT NEOPLASMS OF LIP, ORAL CAVITY AND PHARYNX	Male	0	0	4	12	14	16	10	14	0	70
			Female	0	0	0	2	8	15	7	27	0	59
			Total	0	0	4	14	22	31	17	41	0	129
36	51	MALIGNANT NEOPLASM OF OESOPHAGUS	Male	0	0	0	0	7	2	7	4	0	20
			Female	0	0	0	2	0	2	2	1	0	7
			Total	0	0	0	2	7	4	9	5	0	27
37	52	MALIGNANT NEOPLASM OF STOMACH	Male	0	0	3	3	8	6	5	8	0	33
			Female	0	0	0	0	3	5	1	7	0	16
			Total	0	0	3	3	11	11	6	15	0	49
38	53	MALIGNANT NEOPLASMS OF LIVER AND INTRAHEPATIC BILE DUCTS	Male	0	0	4	12	13	7	1	2	0	39
			Female	0	0	0	1	4	1	1	1	0	8
			Total	0	0	4	13	17	8	2	3	0	47
39	54	MALIGNANT NEOPLASMS OF LARYNX, TRACHEA, BRONCHUS AND LUNG	Male	0	0	8	6	9	16	9	14	0	62
			Female	0	0	0	2	3	4	4	6	0	19
			Total	0	0	8	8	12	20	13	20	0	81
40	55	MALIGNANT NEOPLASM OF BREAST	Male	0	0	0	0	0	0	0	0	0	0
			Female	0	0	0	0	0	4	4	3	0	11
			Total	0	0	0	0	0	4	4	3	0	11
41	56	OTHER MALIGNANT NEOPLASM OF FEMALE GENITAL ORGANS	Male	0	0	0	0	0	0	0	0	0	0
			Female	0	0	0	0	1	2	0	1	0	4

TABLE D-21 DEATHS BY SELECTED CAUSE OF DEATH, AGE, SEX AND HABITS-(RURAL & URBAN) - 2023

SL. No.	CAUSE ID	Selected cause of death	Sex	Age Group									Total
				Below 15	15-24	25-34	35-44	45-54	55-64	65-69	70 & above	Age not Stated	
1	2	3	4	5	6	7	8	9	10	11	12	13	14
			Total	0	0	0	0	1	2	0	1	0	4
42	57	MALIGNANT NEOPLASM OF PROSTATE	Male	0	0	0	0	0	0	1	0	0	1
			Female	0	0	0	0	0	0	0	0	0	0
			Total	0	0	0	0	0	0	1	0	0	1
43	58	MALIGNANT NEOPLASM OF BLADDER	Male	0	0	1	4	6	3	1	3	0	18
			Female	0	0	0	0	0	1	0	0	0	1
			Total	0	0	1	4	6	4	1	3	0	19
44	59	MALIGNANT NEOPLASMS OF MENINGES,BRAIN AND OTHER PARTS OF CENTRAL NERVOUS	Male	0	0	0	1	4	3	2	2	0	12
			Female	0	0	0	0	0	0	0	2	0	2
			Total	0	0	0	1	4	3	2	4	0	14
45	60	LEUKAEMIA	Male	0	0	0	2	4	0	0	1	0	7
			Female	0	0	0	0	0	1	1	0	0	2
			Total	0	0	0	2	4	1	1	1	0	9
46	61	OTHER PROTEIN-ENERGY MALNUTRITION	Male	0	0	2	7	6	5	4	0	0	24
			Female	0	0	0	0	3	0	0	6	0	9
			Total	0	0	2	7	9	5	4	6	0	33
47	62	DISORDERS OF THYROID GLAND	Male	0	0	0	0	0	0	1	0	0	1
			Female	0	0	0	0	0	1	0	0	0	1
			Total	0	0	0	0	0	1	1	0	0	2
48	63	SCHIZOPHRENIA, SCHIZOTYPAL & DELUSIONA and MENTAL BEHAVIOURAL DISORDERS	Male	0	0	0	2	0	2	1	0	0	5
			Female	0	0	0	0	0	0	0	0	0	0
			Total	0	0	0	2	0	2	1	0	0	5
49	64	OTHER INFLAMMATORY DISEASES OF THE CENTRAL NERVOUS SYSTEM	Male	0	1	1	2	3	5	0	0	0	12
			Female	0	0	0	1	0	2	1	1	0	5
			Total	0	1	1	3	3	7	1	1	0	17
50	65	EPILEPSY	Male	0	0	2	3	5	3	1	1	0	15
			Female	0	0	0	0	1	0	0	1	0	2
			Total	0	0	2	3	6	3	1	2	0	17
51	66	HYPERTENSIVE HEART DISEASES	Male	0	8	35	95	104	98	37	89	0	466
			Female	0	0	0	2	8	24	13	52	0	99
			Total	0	8	35	97	112	122	50	141	0	565
52	67	ACUTE MYOCARDIAL INFARCTION	Male	0	5	50	123	129	120	51	147	0	625
			Female	0	0	4	6	29	49	26	93	0	207
			Total	0	5	54	129	158	169	77	240	0	832
53	68	ARTERIAL EMBOLISM AND THROMBOSISPHLEBITIS,THROMBOPHLEBITIS,VENOUS EMBOLISM AND THROMBOSIS	Male	0	0	1	1	2	0	0	3	0	7
			Female	0	0	0	0	0	0	0	1	0	1
			Total	0	0	1	1	2	0	0	4	0	8
54	69	BRONCHITIS ,BRONCHIOLITIS and UNSPECIFIED EMPHYSEMA	Male	0	0	2	5	5	10	2	8	0	32
			Female	0	1	0	0	2	1	1	4	0	9
			Total	0	1	2	5	7	11	3	12	0	41
55	70	PLEURISY	Male	0	0	0	0	0	1	0	0	0	1
			Female	0	0	0	0	0	0	0	0	0	0
			Total	0	0	0	0	0	1	0	0	0	1
56	71	PARALYTIC ILEUS AND INTESTINAL OBSTRUCTION WITHOUT HERNIA	Male	0	0	2	8	18	37	15	36	0	116
			Female	0	0	3	1	4	13	12	31	0	64
			Total	0	0	5	9	22	50	27	67	0	180
57	72	PERITONITIS	Male	0	0	0	0	0	0	0	0	0	0
			Female	0	0	0	0	0	1	2	4	0	7
			Total	0	0	0	0	0	1	2	4	0	7
58	73	CHOLELITHIASIS AND CHOLECYSTIT	Male	0	0	2	8	9	5	1	1	0	26
			Female	0	0	0	0	2	0	0	1	0	3
			Total	0	0	2	8	11	5	1	2	0	29
59	74	DISORDERS OF THE PANCREAS	Male	0	0	2	3	2	1	0	1	0	9
			Female	0	0	0	0	0	1	0	0	0	1
			Total	0	0	2	3	2	2	0	1	0	10
60	75	RHEUMATOID ARTHRITIS AND OTHER	Male	0	0	0	0	0	0	0	0	0	0
			Female	0	0	0	0	0	1	0	0	0	1
			Total	0	0	0	0	0	1	0	0	0	1

TABLE D-21 DEATHS BY SELECTED CAUSE OF DEATH, AGE, SEX AND HABITS-(RURAL & URBAN) - 2023

SL. No.	CAUSE ID	Selected cause of death	Sex	Age Group									Total
				Below 15	15-24	25-34	35-44	45-54	55-64	65-69	70 & above	Age not Stated	
1	2	3	4	5	6	7	8	9	10	11	12	13	14
61	82	FEVER OF UNKNOWN ORIGIN	Male	0	0	3	3	3	3	3	4	0	19
			Female	0	0	0	0	0	2	1	5	0	8
			Total	0	0	3	3	3	5	4	9	0	27
62	83	SHOCK, NOT ELSEWHERE CLASSIFIE	Male	1	0	15	36	40	33	12	21	0	158
			Female	1	0	0	6	7	11	5	18	0	48
			Total	2	0	15	42	47	44	17	39	0	206
63	84	FRACTURE OF SKULL AND FACIAL B	Male	0	0	1	2	0	0	0	0	0	3
			Female	0	0	0	0	0	0	0	0	0	0
			Total	0	0	1	2	0	0	0	0	0	3
64	88	FRACTURES INVOLVING MULTIPLE BODY REGIONS, AND OF UNSPECIFIED BODY REGION	Male	0	0	1	1	3	3	0	0	0	8
			Female	0	0	0	0	0	0	0	0	0	0
			Total	0	0	1	1	3	3	0	0	0	8
65	89	INTRACRANIAL AND INTERNAL INJU	Male	0	0	1	3	0	2	0	2	0	8
			Female	0	0	0	0	0	0	1	1	0	2
			Total	0	0	1	3	0	2	1	3	0	10
66	90	CRUSHING INJURIES AND TRAUMATIC AMPUTATIONS OF SPECIFIED AND MULTIPLE BODY REGIONS	Male	0	0	1	2	1	0	0	0	0	4
			Female	0	0	0	0	0	0	0	0	0	0
			Total	0	0	1	2	1	0	0	0	0	4
67	91	OTHER INJURIES OF SPECIFIED, UNSPECIFIED AND MULTIPLE BODY REGIONS	Male	0	0	1	1	2	0	1	3	0	8
			Female	0	0	1	0	1	0	0	0	0	2
			Total	0	0	2	1	3	0	1	3	0	10
68	92	EFFECTS OF FOREIGN BODY ENTERING THROUGH NATURAL ORIFICE	Male	0	0	0	2	0	0	0	2	0	4
			Female	0	0	0	1	0	0	0	0	0	1
			Total	0	0	0	3	0	0	0	2	0	5
69	93	RAILWAY ACCIDENTS	Male	0	1	1	2	3	0	0	0	0	7
			Female	0	0	0	0	0	0	0	0	0	0
			Total	0	1	1	2	3	0	0	0	0	7
70	96	ALL OTHER TRANSPORT ACCIDENTS	Male	0	1	3	3	2	4	1	4	0	18
			Female	0	0	0	0	3	0	0	2	0	5
			Total	0	1	3	3	5	4	1	6	0	23
71	97	ACCIDENTAL DROWING AND SUBMERS	Male	0	1	4	6	5	4	1	1	0	22
			Female	0	0	0	0	3	1	0	1	0	5
			Total	0	1	4	6	8	5	1	2	0	27
72	98	EXPOSURE TO SMOKE, FIRE AND FLAMES	Male	0	0	0	0	0	1	0	0	0	1
			Female	0	0	0	0	0	0	0	0	0	0
			Total	0	0	0	0	0	1	0	0	0	1
73	100	ACCIDENTS CAUSED BY MACHINERY, AND BY CUTTING PIERCING INSTRUMENTS	Male	0	0	0	0	0	0	0	2	0	2
			Female	0	0	0	0	0	0	0	0	0	0
			Total	0	0	0	0	0	0	0	2	0	2
74	101	ACCIDENTS CAUSED BY FIREARM MI	Male	0	0	0	0	0	0	0	1	0	1
			Female	0	0	0	0	0	0	0	0	0	0
			Total	0	0	0	0	0	0	0	1	0	1
75	102	ACCIDENTAL POISONING BY AND EXPOSURE TO NOXIOUS SUBSTANCES	Male	0	0	3	3	1	3	0	2	0	12
			Female	0	0	0	0	0	0	0	0	0	0
			Total	0	0	3	3	1	3	0	2	0	12
76	104	SUN STROKE	Male	0	0	0	3	7	6	2	11	0	29
			Female	0	0	0	0	0	3	1	5	0	9
			Total	0	0	0	3	7	9	3	16	0	38
77	105	COVID 19 VIRUS NOT IDENTIFIED	Male	0	0	0	0	0	1	0	0	0	1
			Female	0	0	0	0	0	0	0	0	0	0
			Total	0	0	0	0	0	1	0	0	0	1
		<b>Total</b>	<b>Male</b>	<b>1</b>	<b>45</b>	<b>380</b>	<b>910</b>	<b>858</b>	<b>829</b>	<b>400</b>	<b>1050</b>	<b>0</b>	<b>4473</b>
			<b>Female</b>	<b>1</b>	<b>2</b>	<b>16</b>	<b>52</b>	<b>142</b>	<b>286</b>	<b>165</b>	<b>820</b>	<b>1</b>	<b>1485</b>
			<b>Total</b>	<b>0</b>	<b>1</b>	<b>1</b>	<b>2</b>	<b>3</b>	<b>3</b>	<b>0</b>	<b>2</b>	<b>0</b>	<b>5958</b>
1	2	TYPHOID FEVER AND PARATYPHOID	Male	0	2	2	4	4	3	0	2	0	17
			Female	0	0	0	0	2	2	0	1	0	5
			Total	0	2	2	4	6	5	0	3	0	22
<b>Only chewing tobacco</b>													



TABLE D-21 DEATHS BY SELECTED CAUSE OF DEATH, AGE, SEX AND HABITS-(RURAL & URBAN) - 2023

SL. No.	CAUSE ID	Selected cause of death	Sex	Age Group									Total	
				Below 15	15-24	25-34	35-44	45-54	55-64	65-69	70 & above	Age not Stated		
1	2	3	4	5	6	7	8	9	10	11	12	13	14	
2	3	FOOD POISONING	Male	0	0	0	3	0	0	0	0	0	0	3
			Female	0	0	0	0	1	0	0	0	0	0	1
			Total	0	0	0	3	1	0	0	0	0	0	4
3	4	DIARRHOEA AND GASTROENTERITIS	Male	0	0	1	3	3	4	0	1	0	0	12
			Female	0	0	0	0	1	0	1	0	0	0	2
			Total	0	0	1	3	4	4	1	1	0	0	14
4	5	RESPIRATORY TUBERCULOSIS	Male	0	0	9	12	14	11	6	16	0	0	68
			Female	0	0	2	1	1	2	4	7	0	0	17
			Total	0	0	11	13	15	13	10	23	0	0	85
5	12	RABIES	Male	0	0	0	0	1	0	1	0	0	0	2
			Female	0	0	0	0	0	0	0	0	0	0	0
			Total	0	0	0	0	1	0	1	0	0	0	2
6	14	OTHER AND UNSPECIFIED NEOPLASM	Male	0	2	5	18	20	18	9	12	0	0	84
			Female	0	0	0	0	4	7	0	6	0	0	17
			Total	0	2	5	18	24	25	9	18	0	0	101
7	15	DIABETES MELLITUS	Male	0	0	0	21	35	27	6	14	0	0	103
			Female	0	0	0	4	7	17	7	15	0	0	50
			Total	0	0	0	25	42	44	13	29	0	0	153
8	16	OTHER ANAEMIAS(D50-D55,D57-D64)	Male	0	1	2	6	12	2	1	4	0	0	28
			Female	0	0	0	3	2	2	1	0	0	0	8
			Total	0	1	2	9	14	4	2	4	0	0	36
9	17	OTHER VIRAL ENCEPHALITIS	Male	0	0	4	3	1	1	1	1	0	0	11
			Female	0	0	0	0	1	0	0	1	0	0	2
			Total	0	0	4	3	2	1	1	2	0	0	13
10	18	OTHER FORMS OF HEART DISEASES	Male	0	2	20	77	89	84	55	156	1	0	484
			Female	2	0	0	5	13	23	14	99	0	0	156
			Total	2	2	20	82	102	107	69	255	1	0	640
11	19	PNEUMONIA	Male	0	1	11	29	23	24	13	27	0	0	128
			Female	0	0	1	2	2	8	2	8	0	0	23
			Total	0	1	12	31	25	32	15	35	0	0	151
12	20	INFLUENZA	Male	0	0	0	1	0	1	0	0	0	0	2
			Female	0	0	0	0	0	0	0	0	0	0	0
			Total	0	0	0	1	0	1	0	0	0	0	2
13	21	ASTHMA	Male	0	1	4	20	17	46	20	65	0	0	173
			Female	0	0	0	2	7	18	9	43	0	0	79
			Total	0	1	4	22	24	64	29	108	0	0	252
14	22	OTHER VIRAL HEPATITIS (Jaundice)	Male	0	0	7	23	11	7	3	2	0	0	53
			Female	0	0	0	1	0	3	1	0	0	0	5
			Total	0	0	7	24	11	10	4	2	0	0	58
15	23	DISEASES OF THE LIVER	Male	0	1	56	136	83	42	15	12	0	0	345
			Female	0	0	0	5	3	10	3	5	0	0	26
			Total	0	1	56	141	86	52	18	17	0	0	371
16	24	GASTRIC AND DUODENAL ULCER	Male	0	0	0	1	2	1	1	2	0	0	7
			Female	0	0	0	0	1	0	0	0	0	0	1
			Total	0	0	0	1	3	1	1	2	0	0	8
17	25	DISEASES OF APPENDIX	Male	0	0	1	3	3	2	0	0	0	0	9
			Female	0	0	0	0	1	0	0	0	0	0	1
			Total	0	0	1	3	4	2	0	0	0	0	10
18	26	Genital Urinary system	Male	0	0	1	0	0	1	0	0	0	0	2
			Female	0	0	0	0	0	0	0	0	0	0	0
			Total	0	0	1	0	0	1	0	0	0	0	2
19	30	CEREBROVASCULAR DISEASES	Male	0	0	5	13	18	19	8	20	0	0	83
			Female	0	0	0	2	1	5	4	9	0	0	21
			Total	0	0	5	15	19	24	12	29	0	0	104
20	31	SENILITY	Male	0	0	0	0	0	41	51	228	0	0	320
			Female	0	0	0	0	0	30	30	284	3	0	347
			Total	0	0	0	0	0	71	81	512	3	0	667
21	32	Others not else where classified	Male	0	8	45	40	29	17	9	4	0	152	

TABLE D-21 DEATHS BY SELECTED CAUSE OF DEATH, AGE, SEX AND HABITS-(RURAL & URBAN) - 2023

SL. No.	CAUSE ID	Selected cause of death	Sex	Age Group										Total
				Below 15	15-24	25-34	35-44	45-54	55-64	65-69	70 & above	Age not Stated		
1	2	3	4	5	6	7	8	9	10	11	12	13	14	
			Female	0	0	3	1	3	2	0	5	0	14	
			Total	0	8	48	41	32	19	9	9	0	166	
22	33	BITES OF SNAKES AND OTHER VENOMOUS ANIMALS	Male	0	0	0	1	0	1	1	1	0	4	
			Female	0	0	0	0	0	0	0	1	0	1	
			Total	0	0	0	1	0	1	1	2	0	5	
23	34	BURNS AND CORROSIONS	Male	0	0	2	0	1	1	0	0	0	4	
			Female	0	0	0	0	0	0	0	0	0	0	
			Total	0	0	2	0	1	1	0	0	0	4	
24	35	ACCIDENTAL FALLS	Male	0	3	15	10	14	7	3	4	0	56	
			Female	0	0	0	1	0	2	2	0	0	5	
			Total	0	3	15	11	14	9	5	4	0	61	
25	36	POISONINGS BY DRUGS AND BIOLOG	Male	0	2	9	13	9	10	2	9	0	54	
			Female	0	1	2	1	2	1	3	2	0	12	
			Total	0	3	11	14	11	11	5	11	0	66	
26	37	MOTOR VEHICLE TRAFFIC ACCIDENT	Male	0	1	3	4	5	2	0	2	0	17	
			Female	0	0	0	0	0	0	0	0	0	0	
			Total	0	1	3	4	5	2	0	2	0	17	
27	38	OTHER ROAD VEHICLE ACCIDENTS	Male	0	0	6	11	3	6	1	3	0	30	
			Female	0	0	0	0	0	0	0	1	0	1	
			Total	0	0	6	11	3	6	1	4	0	31	
28	39	INTENTIONAL SELF-HARM(SUICIDE-ATTEMPTED)	Male	0	3	16	24	11	6	2	3	0	65	
			Female	0	0	0	0	2	2	0	1	0	5	
			Total	0	3	16	24	13	8	2	4	0	70	
29	40	ASSAULT(HOMICIDE)	Male	0	0	1	0	1	0	0	1	0	3	
			Female	0	0	0	0	0	0	0	0	0	0	
			Total	0	0	1	0	1	0	0	1	0	3	
30	42	Viral Fever	Male	0	0	0	2	0	0	1	0	0	3	
			Female	0	0	0	0	0	0	0	1	0	1	
			Total	0	0	0	2	0	0	1	1	0	4	
31	43	RENAL FAILURE and OTHER DISORDERS OF KIDNEY AND URETER	Male	0	1	24	61	47	28	18	18	0	197	
			Female	0	1	1	1	2	6	4	5	0	20	
			Total	0	2	25	62	49	34	22	23	0	217	
32	44	SEPTICAEMIA	Male	0	1	8	24	29	22	8	20	0	112	
			Female	0	0	0	1	4	8	3	17	0	33	
			Total	0	1	8	25	33	30	11	37	0	145	
33	47	TUBERCULOSIS OF OTHER ORGANS AND MILIARY TUBERCULOSIS	Male	0	0	6	13	13	2	2	5	0	41	
			Female	0	0	2	0	2	7	0	1	0	12	
			Total	0	0	8	13	15	9	2	6	0	53	
34	49	HUMAN IMMUNODEFICIENCY VIRUS[HIV]DISEASE	Male	0	0	0	4	7	2	2	1	0	16	
			Female	0	0	0	2	2	1	0	0	0	5	
			Total	0	0	0	6	9	3	2	1	0	21	
35	50	MALIGNANT NEOPLASMS OF LIP, ORAL CAVITY AND PHARYNX	Male	0	0	6	28	29	25	11	21	0	120	
			Female	0	1	0	3	10	20	7	27	0	68	
			Total	0	1	6	31	39	45	18	48	0	188	
36	51	MALIGNANT NEOPLASM OF OESOPHAGUS	Male	0	0	0	2	4	10	10	3	0	29	
			Female	0	0	0	1	2	4	2	2	0	11	
			Total	0	0	0	3	6	14	12	5	0	40	
37	52	MALIGNANT NEOPLASM OF STOMACH	Male	0	0	2	4	11	7	7	6	0	37	
			Female	0	0	0	1	5	5	2	5	0	18	
			Total	0	0	2	5	16	12	9	11	0	55	
38	53	MALIGNANT NEOPLASMS OF LIVER AND INTRAHEPATIC BILE DUCTS	Male	0	0	5	10	13	12	0	1	0	41	
			Female	0	0	0	1	2	1	1	1	0	6	
			Total	0	0	5	11	15	13	1	2	0	47	
39	54	MALIGNANT NEOPLASMS OF LARYNX, TRACHEA, BRONCHUS AND LUNG	Male	0	0	3	7	9	22	9	13	0	63	
			Female	0	0	0	1	2	1	1	11	0	16	
			Total	0	0	3	8	11	23	10	24	0	79	
40	55	MALIGNANT NEOPLASM OF BREAST	Male	0	0	0	0	0	0	0	0	0	0	
			Female	0	0	0	0	0	3	2	5	0	10	

TABLE D-21 DEATHS BY SELECTED CAUSE OF DEATH, AGE, SEX AND HABITS-(RURAL & URBAN) - 2023

SL. No.	CAUSE ID	Selected cause of death	Sex	Age Group									Total
				Below 15	15-24	25-34	35-44	45-54	55-64	65-69	70 & above	Age not Stated	
1	2	3	4	5	6	7	8	9	10	11	12	13	14
			Total	0	0	0	0	0	3	2	5	0	10
41	56	OTHER MALIGNANT NEOPLASM OF FEMALE GENITAL ORGANS	Male	0	0	0	0	0	0	0	0	0	0
			Female	0	0	0	1	1	3	1	1	0	7
			Total	0	0	0	1	1	3	1	1	0	7
42	57	MALIGNANT NEOPLASM OF PROSTATE	Male	0	0	0	1	0	1	1	0	0	3
			Female	0	0	0	0	0	0	0	0	0	0
			Total	0	0	0	1	0	1	1	0	0	3
43	58	MALIGNANT NEOPLASM OF BLADDER	Male	0	0	1	5	9	5	3	5	0	28
			Female	0	0	0	0	0	0	0	2	0	2
			Total	0	0	1	5	9	5	3	7	0	30
44	59	MALIGNANT NEOPLASMS OF MENINGES,BRAIN AND OTHER PARTS OF CENTRAL NERVOUS	Male	0	0	0	3	1	3	0	1	0	8
			Female	0	0	0	0	0	0	0	1	0	1
			Total	0	0	0	3	1	3	0	2	0	9
45	60	LEUKAEMIA	Male	0	0	0	2	4	1	0	1	0	8
			Female	0	0	0	0	0	0	1	0	0	1
			Total	0	0	0	2	4	1	1	1	0	9
46	61	OTHER PROTEIN-ENERGY MALNUTRITION	Male	0	0	2	5	3	1	3	0	0	14
			Female	1	0	0	1	4	0	0	6	0	12
			Total	1	0	2	6	7	1	3	6	0	26
47	62	DISORDERS OF THYROID GLAND	Male	0	0	0	0	1	0	0	1	0	2
			Female	0	0	0	0	0	1	0	0	0	1
			Total	0	0	0	0	1	1	0	1	0	3
48	63	SCHIZOPHRENIA, SCHIZOTYPAL & DELUSIONA and MENTAL BEHAVIOURAL DISORDERS	Male	0	0	0	2	0	1	1	0	0	4
			Female	0	0	0	0	0	0	0	0	0	0
			Total	0	0	0	2	0	1	1	0	0	4
49	64	OTHER INFLAMMATORY DISEASES OF THE CENTRAL NERVOUS SYSTEM	Male	0	0	1	4	4	6	0	2	0	17
			Female	0	0	0	1	0	3	1	0	0	5
			Total	0	0	1	5	4	9	1	2	0	22
50	65	EPILEPSY	Male	0	0	3	4	5	2	1	3	0	18
			Female	0	0	0	0	0	0	1	1	0	2
			Total	0	0	3	4	5	2	2	4	0	20
51	66	HYPERTENSIVE HEART DISEASES	Male	0	6	36	99	113	97	32	104	0	487
			Female	0	0	0	1	12	20	8	38	0	79
			Total	0	6	36	100	125	117	40	142	0	566
52	67	ACUTE MYOCARDIAL INFARCTION	Male	0	5	53	150	158	136	64	148	0	714
			Female	0	0	4	9	37	40	25	91	0	206
			Total	0	5	57	159	195	176	89	239	0	920
53	68	ARTERIAL EMBOLISM AND THROMBOSISPHLEBITIS,THROMBOPHLEBITIS,VENOUS EMBOLISM AND THROMBOSIS	Male	0	0	1	2	2	4	0	5	0	14
			Female	0	0	0	0	1	0	0	1	0	2
			Total	0	0	1	2	3	4	0	6	0	16
54	69	BRONCHITIS ,BRONCHIOLITIS and UNSPECIFIED EMPHYSEMA	Male	0	0	5	6	14	15	1	17	0	58
			Female	0	0	0	2	2	4	3	7	0	18
			Total	0	0	5	8	16	19	4	24	0	76
55	71	PARALYTIC ILEUS AND INTESTINAL OBSTRUCTION WITHOUT HERNIA	Male	0	0	2	6	13	26	11	29	0	87
			Female	0	0	1	0	1	8	9	25	0	44
			Total	0	0	3	6	14	34	20	54	0	131
56	72	PERITONITIS	Male	0	0	1	0	1	0	0	0	0	2
			Female	0	0	0	0	0	1	1	3	0	5
			Total	0	0	1	0	1	1	1	3	0	7
57	73	CHOLELITHIASIS AND CHOLECYSTIT	Male	0	0	2	12	7	4	1	3	0	29
			Female	0	0	0	1	3	1	0	2	0	7
			Total	0	0	2	13	10	5	1	5	0	36
58	74	DISORDERS OF THE PANCREAS	Male	0	0	3	0	0	5	0	1	0	9
			Female	0	0	0	0	0	1	0	0	0	1
			Total	0	0	3	0	0	6	0	1	0	10
59	75	RHEUMATOID ARTHRITIS AND OTHER	Male	0	0	1	0	0	0	0	1	0	2
			Female	0	0	0	0	1	0	0	0	0	1
			Total	0	0	1	0	1	0	0	1	0	3

TABLE D-21 DEATHS BY SELECTED CAUSE OF DEATH, AGE, SEX AND HABITS-(RURAL & URBAN) - 2023

SL. No.	CAUSE ID	Selected cause of death	Sex	Age Group									Total
				Below 15	15-24	25-34	35-44	45-54	55-64	65-69	70 & above	Age not Stated	
1	2	3	4	5	6	7	8	9	10	11	12	13	14
60	82	FEVER OF UNKNOWN ORIGIN	Male	0	1	5	2	6	7	3	6	0	30
			Female	0	0	0	1	0	2	0	1	0	4
			Total	0	1	5	3	6	9	3	7	0	34
61	83	SHOCK, NOT ELSEWHERE CLASSIFIE	Male	1	2	20	43	30	31	14	23	0	164
			Female	0	0	0	4	9	14	2	12	0	41
			Total	1	2	20	47	39	45	16	35	0	205
62	84	FRACTURE OF SKULL AND FACIAL B	Male	0	0	0	1	0	1	0	0	0	2
			Female	0	0	0	0	0	0	0	0	0	0
			Total	0	0	0	1	0	1	0	0	0	2
63	85	FRACTURE OF NECK, THORAX OR PEL	Male	0	0	0	0	2	0	0	0	0	2
			Female	0	0	0	1	0	0	0	0	0	1
			Total	0	0	0	1	2	0	0	0	0	3
64	87	FRACTURE OF LOWER LIMB	Male	0	0	0	0	1	0	0	1	0	2
			Female	0	0	0	0	0	0	0	0	0	0
			Total	0	0	0	0	1	0	0	1	0	2
65	88	FRACTURES INVOLVING MULTIPLE BODY REGIONS, AND OF UNSPECIFIED BODY REGION	Male	0	0	2	3	3	2	1	0	0	11
			Female	0	0	0	0	0	0	0	0	0	0
			Total	0	0	2	3	3	2	1	0	0	11
66	89	INTRACRANIAL AND INTERNAL INJU	Male	0	0	1	3	2	1	0	0	0	7
			Female	0	0	0	0	0	0	0	2	0	2
			Total	0	0	1	3	2	1	0	2	0	9
67	90	CRUSHING INJURIES AND TRAUMATIC AMPUTATIONS OF SPECIFIED AND MULTIPLE BODY REGIONS	Male	0	0	1	0	1	0	0	0	0	2
			Female	0	0	0	0	0	0	0	0	0	0
			Total	0	0	1	0	1	0	0	0	0	2
68	91	OTHER INJURIES OF SPECIFIED, UNSPECIFIED AND MULTIPLE BODY REGIONS	Male	0	0	2	4	3	0	2	1	0	12
			Female	0	0	0	0	0	0	0	0	0	0
			Total	0	0	2	4	3	0	2	1	0	12
69	92	EFFECTS OF FOREIGN BODY ENTERING THROUGH NATURAL ORIFICE	Male	0	0	0	2	0	0	0	1	0	3
			Female	0	0	0	0	0	0	1	0	0	1
			Total	0	0	0	2	0	0	1	1	0	4
70	93	RAILWAY ACCIDENTS	Male	0	1	0	4	4	1	1	1	0	12
			Female	0	0	0	0	0	0	0	1	0	1
			Total	0	1	0	4	4	1	1	2	0	13
71	94	WATER TRANSPORT ACCIDENTS	Male	0	0	0	1	0	1	0	0	0	2
			Female	0	0	0	0	0	0	0	0	0	0
			Total	0	0	0	1	0	1	0	0	0	2
72	96	ALL OTHER TRANSPORT ACCIDENTS	Male	0	1	5	4	4	2	1	5	0	22
			Female	0	0	0	0	1	0	0	2	0	3
			Total	0	1	5	4	5	2	1	7	0	25
73	97	ACCIDENTAL DROWING AND SUBMERS	Male	0	1	2	5	11	3	1	3	0	26
			Female	0	0	1	0	1	1	0	0	0	3
			Total	0	1	3	5	12	4	1	3	0	29
74	98	EXPOSURE TO SMOKE, FIRE AND FLAMES	Male	0	0	0	0	0	1	0	0	0	1
			Female	0	0	0	0	0	0	0	0	0	0
			Total	0	0	0	0	0	1	0	0	0	1
75	100	ACCIDENTS CAUSED BY MACHINERY, AND BY CUTTING PIERCING INSTRUMENTS	Male	0	0	0	0	0	0	0	2	0	2
			Female	0	0	0	0	0	0	0	0	0	0
			Total	0	0	0	0	0	0	0	2	0	2
76	102	ACCIDENTAL POISONING BY AND EXPOSURE TO NOXIOUS SUBSTANCES	Male	0	1	3	4	2	1	2	1	0	14
			Female	0	0	0	1	1	0	1	0	0	3
			Total	0	1	3	5	3	1	3	1	0	17
77	104	SUN STROKE	Male	0	0	0	4	5	7	2	9	0	27
			Female	0	0	0	0	0	0	2	3	0	5
			Total	0	0	0	4	5	7	4	12	0	32
78	105	COVID 19 VIRUS NOT IDENTIFIED	Male	0	0	0	0	0	1	0	0	0	1
			Female	0	0	0	0	0	0	0	0	0	0
			Total	0	0	0	0	0	1	0	0	0	1

TABLE D-21 DEATHS BY SELECTED CAUSE OF DEATH, AGE, SEX AND HABITS-(RURAL & URBAN) - 2023

SL. No.	CAUSE ID	Selected cause of death	Sex	Age Group										Total
				Below 15	15-24	25-34	35-44	45-54	55-64	65-69	70 & above	Age not Stated		
1	2	3	4	5	6	7	8	9	10	11	12	13	14	
79	106	DENGUE FEVER	Male	0	1	0	1	0	0	0	1	2	0	5
			Female	0	0	0	0	0	0	0	0	0	0	0
			Total	0	1	0	1	0	0	1	2	0	0	0
		<b>Total</b>	<b>Male</b>	<b>1</b>	<b>48</b>	<b>431</b>	<b>1013</b>	<b>980</b>	<b>880</b>	<b>422</b>	<b>1053</b>	<b>1</b>	<b>4829</b>	
			<b>Female</b>	<b>3</b>	<b>3</b>	<b>17</b>	<b>62</b>	<b>159</b>	<b>289</b>	<b>159</b>	<b>762</b>	<b>3</b>	<b>1457</b>	
			<b>Total</b>	<b>0</b>	<b>2</b>	<b>2</b>	<b>4</b>	<b>6</b>	<b>5</b>	<b>0</b>	<b>3</b>	<b>0</b>	<b>6286</b>	
		<b>Only drinking alcohol</b>												
1	2	TYPHOID FEVER AND PARATYPHOID	Male	0	2	3	6	12	7	0	0	0	0	30
			Female	0	0	0	0	1	2	0	0	0	0	3
			Total	0	2	3	6	13	9	0	0	0	0	33
2	3	FOOD POISONING	Male	0	0	1	6	1	0	0	0	0	0	8
			Female	0	0	0	0	1	0	0	0	0	0	1
			Total	0	0	1	6	2	0	0	0	0	0	9
3	4	DIARRHOEA AND GASTROENTERITIS	Male	0	0	5	10	7	6	0	1	0	0	29
			Female	0	0	0	0	1	0	0	0	0	0	1
			Total	0	0	5	10	8	6	0	1	0	0	30
4	5	RESPIRATORY TUBERCULOSIS	Male	0	3	30	50	44	38	8	29	0	0	202
			Female	0	0	2	3	0	0	0	2	0	0	7
			Total	0	3	32	53	44	38	8	31	0	0	209
5	12	RABIES	Male	0	0	0	0	3	1	0	0	0	0	4
			Female	0	0	0	0	0	0	0	0	0	0	0
			Total	0	0	0	0	3	1	0	0	0	0	4
6	14	OTHER AND UNSPECIFIED NEOPLASM	Male	0	1	7	27	37	39	9	18	0	0	138
			Female	0	0	0	1	0	3	0	1	0	0	5
			Total	0	1	7	28	37	42	9	19	0	0	143
7	15	DIABETES MELLITUS	Male	0	0	8	75	83	72	23	30	0	0	291
			Female	0	0	0	2	2	8	0	2	0	0	14
			Total	0	0	8	77	85	80	23	32	0	0	305
8	16	OTHER ANAEMIAS(D50-D55,D57-D64)	Male	0	3	11	18	20	14	3	13	0	0	82
			Female	0	0	1	1	3	0	0	0	0	0	5
			Total	0	3	12	19	23	14	3	13	0	0	87
9	17	OTHER VIRAL ENCEPHALITIS	Male	0	1	4	9	7	2	0	1	0	0	24
			Female	0	0	0	1	1	1	0	1	0	0	4
			Total	0	1	4	10	8	3	0	2	0	0	28
10	18	OTHER FORMS OF HEART DISEASES	Male	0	6	56	216	249	212	86	206	0	0	1031
			Female	0	0	0	7	12	7	3	14	0	0	43
			Total	0	6	56	223	261	219	89	220	0	0	1074
11	19	PNEUMONIA	Male	0	4	50	95	112	102	35	73	0	0	471
			Female	0	0	1	1	6	6	0	5	0	0	19
			Total	0	4	51	96	118	108	35	78	0	0	490
12	20	INFLUENZA	Male	0	0	0	3	0	3	0	0	0	0	6
			Female	0	0	0	0	0	0	0	1	0	0	1
			Total	0	0	0	3	0	3	0	1	0	0	7
13	21	ASTHMA	Male	0	0	8	38	42	90	34	105	0	0	317
			Female	0	0	0	2	1	6	2	7	0	0	18
			Total	0	0	8	40	43	96	36	112	0	0	335
14	22	OTHER VIRAL HEPATITIS (Jaundice)	Male	0	2	31	59	39	17	6	2	0	0	156
			Female	0	0	0	2	0	1	1	0	0	0	4
			Total	0	2	31	61	39	18	7	2	0	0	160
15	23	DISEASES OF THE LIVER	Male	0	14	242	572	434	221	57	51	0	0	1591
			Female	0	0	1	6	20	14	5	7	0	0	53
			Total	0	14	243	578	454	235	62	58	0	0	1644
16	24	GASTRIC AND DUODENAL ULCER	Male	0	0	4	6	7	4	2	1	0	0	24
			Female	0	0	0	0	1	0	0	0	0	0	1
			Total	0	0	4	6	8	4	2	1	0	0	25
17	25	DISEASES OF APPENDIX	Male	0	0	4	8	7	2	0	0	0	0	21
			Female	0	0	0	0	0	0	0	0	0	0	0
			Total	0	0	4	8	7	2	0	0	0	0	21
18	26	Genital Urinary system	Male	0	0	1	1	1	3	0	0	0	6	

TABLE D-21 DEATHS BY SELECTED CAUSE OF DEATH, AGE, SEX AND HABITS-(RURAL & URBAN) - 2023

SL. No.	CAUSE ID	Selected cause of death	Sex	Age Group									Total
				Below 15	15-24	25-34	35-44	45-54	55-64	65-69	70 & above	Age not Stated	
1	2	3	4	5	6	7	8	9	10	11	12	13	14
			Female	0	0	0	0	0	0	0	0	0	0
			Total	0	0	1	1	1	3	0	0	0	6
19	29	BIRTH TRAUMA	Male	1	0	0	0	0	0	0	0	0	1
			Female	1	0	0	0	0	0	0	0	0	1
			Total	2	0	0	0	0	0	0	0	0	2
20	30	CEREBROVASCULAR DISEASES	Male	0	0	12	49	60	63	25	58	0	267
			Female	0	0	0	1	1	6	2	4	0	14
			Total	0	0	12	50	61	69	27	62	0	281
21	31	SENILITY	Male	0	0	0	0	0	115	116	367	2	600
			Female	0	0	0	0	0	11	6	52	1	70
			Total	0	0	0	0	0	126	122	419	3	670
22	32	Others not else where classified	Male	0	19	102	102	91	44	11	18	0	387
			Female	0	0	1	0	1	0	0	0	0	2
			Total	0	19	103	102	92	44	11	18	0	389
23	33	BITES OF SNAKES AND OTHER VENOMOUS ANIMALS	Male	0	1	2	6	2	4	2	5	0	22
			Female	0	0	0	0	1	0	0	0	0	1
			Total	0	1	2	6	3	4	2	5	0	23
24	34	BURNS AND CORROSIONS	Male	0	1	3	5	3	3	0	1	0	16
			Female	0	0	0	1	0	0	0	0	0	1
			Total	0	1	3	6	3	3	0	1	0	17
25	35	ACCIDENTAL FALLS	Male	0	6	24	43	47	17	9	9	0	155
			Female	0	0	0	0	1	0	2	1	0	4
			Total	0	6	24	43	48	17	11	10	0	159
26	36	POISONINGS BY DRUGS AND BIOLOG	Male	0	13	57	80	71	48	13	21	0	303
			Female	0	0	1	1	3	3	1	3	0	12
			Total	0	13	58	81	74	51	14	24	0	315
27	37	MOTOR VEHICLE TRAFFIC ACCIDENT	Male	0	3	16	13	16	8	3	1	0	60
			Female	0	0	0	0	1	0	0	0	0	1
			Total	0	3	16	13	17	8	3	1	0	61
28	38	OTHER ROAD VEHICLE ACCIDENTS	Male	0	3	16	21	21	15	4	7	0	87
			Female	0	0	0	0	0	1	0	1	0	2
			Total	0	3	16	21	21	16	4	8	0	89
29	39	INTENTIONAL SELF-HARM(SUICIDE-ATTEMPTED)	Male	0	10	46	81	53	28	11	7	0	236
			Female	0	0	2	2	1	1	0	2	0	8
			Total	0	10	48	83	54	29	11	9	0	244
30	40	ASSAULT(HOMICIDE)	Male	0	6	8	3	7	1	0	2	0	27
			Female	0	0	0	0	0	0	0	0	0	0
			Total	0	6	8	3	7	1	0	2	0	27
31	42	Viral Fever	Male	0	0	2	7	1	0	2	1	0	13
			Female	0	0	0	0	0	0	0	0	0	0
			Total	0	0	2	7	1	0	2	1	0	13
32	43	RENAL FAILURE and OTHER DISORDERS OF KIDNEY AND URETER	Male	0	5	62	152	152	102	33	47	0	553
			Female	0	0	2	0	6	5	1	2	0	16
			Total	0	5	64	152	158	107	34	49	0	569
33	44	SEPTICAEMIA	Male	0	7	50	137	127	96	32	70	0	519
			Female	0	0	1	4	5	9	2	3	0	24
			Total	0	7	51	141	132	105	34	73	0	543
34	46	COVID 19 VIRUS IDENTIFIED	Male	0	0	0	1	0	0	0	0	0	1
			Female	0	0	0	0	0	0	0	0	0	0
			Total	0	0	0	1	0	0	0	0	0	1
35	47	TUBERCULOSIS OF OTHER ORGANS AND MILIARY TUBERCULOSIS	Male	0	2	16	32	25	18	6	9	0	108
			Female	0	0	1	0	3	1	0	0	0	5
			Total	0	2	17	32	28	19	6	9	0	113
36	49	HUMAN IMMUNODEFICIENCY VIRUS[HIV]DISEASE	Male	0	0	0	14	14	0	3	1	0	32
			Female	0	0	0	2	0	0	0	0	0	2
			Total	0	0	0	16	14	0	3	1	0	34
37	50	MALIGNANT NEOPLASMS OF LIP, ORAL CAVITY AND PHARYNX	Male	0	0	8	22	31	50	13	24	0	148
			Female	0	0	0	2	0	3	0	3	0	8

TABLE D-21 DEATHS BY SELECTED CAUSE OF DEATH, AGE, SEX AND HABITS-(RURAL & URBAN) - 2023

SL. No.	CAUSE ID	Selected cause of death	Sex	Age Group									Total
				Below 15	15-24	25-34	35-44	45-54	55-64	65-69	70 & above	Age not Stated	
1	2	3	4	5	6	7	8	9	10	11	12	13	14
			Total	0	0	8	24	31	53	13	27	0	156
38	51	MALIGNANT NEOPLASM OF OESOPHAGUS	Male	0	0	0	2	13	14	6	5	0	40
			Female	0	0	0	0	0	0	0	1	0	1
			Total	0	0	0	2	13	14	6	6	0	41
39	52	MALIGNANT NEOPLASM OF STOMACH	Male	0	0	4	7	14	16	8	13	0	62
			Female	0	0	0	0	1	0	0	1	0	2
			Total	0	0	4	7	15	16	8	14	0	64
40	53	MALIGNANT NEOPLASMS OF LIVER AND INTRAHEPATIC BILE DUCTS	Male	0	1	13	41	35	27	7	17	0	141
			Female	0	0	0	1	3	1	0	0	0	5
			Total	0	1	13	42	38	28	7	17	0	146
41	54	MALIGNANT NEOPLASMS OF LARYNX, TRACHEA, BRONCHUS AND LUNG	Male	0	1	8	19	32	50	21	27	0	158
			Female	0	0	0	0	0	0	0	4	0	4
			Total	0	1	8	19	32	50	21	31	0	162
42	55	MALIGNANT NEOPLASM OF BREAST	Male	0	0	0	0	0	0	0	0	0	0
			Female	0	0	0	0	1	2	0	0	0	3
			Total	0	0	0	0	1	2	0	0	0	3
43	56	OTHER MALIGNANT NEOPLASM OF FEMALE GENITAL ORGANS	Male	0	0	0	0	0	0	0	0	0	0
			Female	0	0	0	0	0	3	0	1	0	4
			Total	0	0	0	0	0	3	0	1	0	4
44	57	MALIGNANT NEOPLASM OF PROSTATE	Male	0	0	0	0	0	1	0	2	0	3
			Female	0	0	0	0	0	0	0	0	0	0
			Total	0	0	0	0	0	1	0	2	0	3
45	58	MALIGNANT NEOPLASM OF BLADDER	Male	0	0	1	15	19	13	5	8	0	61
			Female	0	0	0	1	0	0	0	0	0	1
			Total	0	0	1	16	19	13	5	8	0	62
46	59	MALIGNANT NEOPLASMS OF MENINGES,BRAIN AND OTHER PARTS OF CENTRAL NERVOUS	Male	0	0	1	10	5	5	2	0	0	23
			Female	0	0	0	0	0	0	0	0	0	0
			Total	0	0	1	10	5	5	2	0	0	23
47	60	LEUKAEMIA	Male	0	0	0	3	2	6	1	4	0	16
			Female	0	0	0	0	0	0	0	0	0	0
			Total	0	0	0	3	2	6	1	4	0	16
48	61	OTHER PROTEIN-ENERGY MALNUTRITION	Male	0	1	5	15	8	11	6	5	0	51
			Female	0	0	0	0	3	0	0	1	0	4
			Total	0	1	5	15	11	11	6	6	0	55
49	62	DISORDERS OF THYROID GLAND	Male	0	0	0	1	1	0	2	0	0	4
			Female	0	0	0	0	0	0	0	0	0	0
			Total	0	0	0	1	1	0	2	0	0	4
50	63	SCHIZOPHRENIA, SCHIZOTYPAL & DELUSIONA and MENTAL BEHAVIOURAL DISORDERS	Male	0	0	2	6	4	5	3	0	0	20
			Female	0	0	0	0	0	0	0	0	0	0
			Total	0	0	2	6	4	5	3	0	0	20
51	64	OTHER INFLAMMATORY DISEASES OF THE CENTRAL NERVOUS SYSTEM	Male	0	1	6	16	13	17	3	9	0	65
			Female	0	0	0	0	0	0	0	0	0	0
			Total	0	1	6	16	13	17	3	9	0	65
52	65	EPILEPSY	Male	0	3	11	19	19	8	2	6	0	68
			Female	0	0	0	0	0	0	0	0	0	0
			Total	0	3	11	19	19	8	2	6	0	68
53	66	HYPERTENSIVE HEART DISEASES	Male	0	7	85	220	286	212	79	152	0	1041
			Female	0	0	0	2	6	7	2	14	0	31
			Total	0	7	85	222	292	219	81	166	0	1072
54	67	ACUTE MYOCARDIAL INFARCTION	Male	0	10	142	347	448	363	123	239	0	1672
			Female	0	1	1	8	16	19	10	19	0	74
			Total	0	11	143	355	464	382	133	258	0	1746
55	68	ARTERIAL EMBOLISM AND THROMBOSISPHLEBITIS,THROMBOPHLEBITIS,VENOUS EMBOLISM AND THROMBOSIS	Male	0	0	1	3	5	3	1	5	0	18
			Female	0	0	0	0	0	0	1	0	0	1
			Total	0	0	1	3	5	3	2	5	0	19
56	69	BRONCHITIS ,BRONCHIOLITIS and UNSPECIFIED EMPHYSEMA	Male	0	0	16	34	22	35	15	33	0	155
			Female	0	0	0	0	1	1	1	3	0	6
			Total	0	0	16	34	23	36	16	36	0	161

TABLE D-21 DEATHS BY SELECTED CAUSE OF DEATH, AGE, SEX AND HABITS-(RURAL & URBAN) - 2023

SL. No.	CAUSE ID	Selected cause of death	Sex	Age Group									Total
				Below 15	15-24	25-34	35-44	45-54	55-64	65-69	70 & above	Age not Stated	
1	2	3	4	5	6	7	8	9	10	11	12	13	14
57	70	PLEURISY	Male	0	0	0	0	0	3	0	0	0	3
			Female	0	0	0	0	0	0	0	0	0	0
			Total	0	0	0	0	0	3	0	0	0	3
58	71	PARALYTIC ILEUS AND INTESTINAL OBSTRUCTION WITHOUT HERNIA	Male	0	0	3	14	36	57	20	49	0	179
			Female	0	0	1	0	1	1	1	5	0	9
			Total	0	0	4	14	37	58	21	54	0	188
59	72	PERITONITIS	Male	0	0	2	3	9	4	2	2	0	22
			Female	0	0	0	0	0	0	0	0	0	0
			Total	0	0	2	3	9	4	2	2	0	22
60	73	CHOLELITHIASIS AND CHOLECYSTIT	Male	0	0	7	23	18	12	3	2	0	65
			Female	0	0	0	0	1	1	0	1	0	3
			Total	0	0	7	23	19	13	3	3	0	68
61	74	DISORDERS OF THE PANCREAS	Male	0	1	24	17	18	12	2	3	0	77
			Female	0	1	0	0	0	0	0	0	0	1
			Total	0	2	24	17	18	12	2	3	0	78
62	75	RHEUMATOID ARTHRITIS AND OTHER	Male	0	0	2	0	0	0	0	1	0	3
			Female	0	0	0	0	0	0	0	0	0	0
			Total	0	0	2	0	0	0	0	1	0	3
63	82	FEVER OF UNKNOWN ORIGIN	Male	0	0	13	13	17	12	7	4	0	66
			Female	0	0	0	0	0	1	0	1	0	2
			Total	0	0	13	13	17	13	7	5	0	68
64	83	SHOCK, NOT ELSEWHERE CLASSIFIE	Male	0	5	58	151	137	98	25	50	0	524
			Female	0	0	2	4	5	6	2	2	0	21
			Total	0	5	60	155	142	104	27	52	0	545
65	84	FRACTURE OF SKULL AND FACIAL B	Male	0	1	0	3	0	1	0	1	0	6
			Female	0	0	0	0	0	0	0	0	0	0
			Total	0	1	0	3	0	1	0	1	0	6
66	85	FRACTURE OF NECK, THORAX OR PEL	Male	0	0	0	0	2	0	0	1	0	3
			Female	0	0	0	0	0	0	0	0	0	0
			Total	0	0	0	0	2	0	0	1	0	3
67	86	FRACTURE OF UPPER LIMB	Male	0	0	0	1	1	0	0	2	0	4
			Female	0	0	0	0	0	0	0	0	0	0
			Total	0	0	0	1	1	0	0	2	0	4
68	87	FRACTURE OF LOWER LIMB	Male	0	0	0	1	1	4	0	0	0	6
			Female	0	0	0	0	0	0	0	0	0	0
			Total	0	0	0	1	1	4	0	0	0	6
69	88	FRACTURES INVOLVING MULTIPLE BODY REGIONS, AND OF UNSPECIFIED BODY REGION	Male	0	0	4	3	4	5	1	1	0	18
			Female	0	0	0	0	0	0	0	0	0	0
			Total	0	0	4	3	4	5	1	1	0	18
70	89	INTRACRANIAL AND INTERNAL INJU	Male	0	1	3	10	5	3	0	3	0	25
			Female	0	0	0	0	0	0	0	0	0	0
			Total	0	1	3	10	5	3	0	3	0	25
71	90	CRUSHING INJURIES AND TRAUMATIC AMPUTATIONS OF SPECIFIED AND MULTIPLE BODY REGIONS	Male	0	0	1	4	1	2	0	1	0	9
			Female	0	0	0	0	0	0	0	0	0	0
			Total	0	0	1	4	1	2	0	1	0	9
72	91	OTHER INJURIES OF SPECIFIED, UNSPECIFIED AND MULTIPLE BODY REGIONS	Male	0	1	4	9	5	3	2	6	0	30
			Female	0	0	0	0	0	0	0	1	0	1
			Total	0	1	4	9	5	3	2	7	0	31
73	92	EFFECTS OF FOREIGN BODY ENTERING THROUGH NATURAL ORIFICE	Male	0	0	0	3	0	4	1	2	0	10
			Female	0	0	0	0	0	0	0	0	0	0
			Total	0	0	0	3	0	4	1	2	0	10
74	93	RAILWAY ACCIDENTS	Male	0	1	1	5	3	2	0	2	0	14
			Female	0	0	0	0	0	0	0	0	0	0
			Total	0	1	1	5	3	2	0	2	0	14
75	94	WATER TRANSPORT ACCIDENTS	Male	0	0	1	2	1	0	0	0	0	4
			Female	0	0	0	0	0	0	0	0	0	0
			Total	0	0	1	2	1	0	0	0	0	4



TABLE D-21 DEATHS BY SELECTED CAUSE OF DEATH, AGE, SEX AND HABITS-(RURAL & URBAN) - 2023

SL. No.	CAUSE ID	Selected cause of death	Sex	Age Group										Total
				Below 15	15-24	25-34	35-44	45-54	55-64	65-69	70 & above	Age not Stated		
1	2	3	4	5	6	7	8	9	10	11	12	13	14	
76	96	ALL OTHER TRANSPORT ACCIDENTS	Male	0	3	10	9	11	6	1	7	0	0	47
			Female	0	0	0	0	0	0	0	0	0	0	0
			Total	0	3	10	9	11	6	1	7	0	0	47
77	97	ACCIDENTAL DROWING AND SUBMERS	Male	0	3	15	16	20	15	2	1	0	0	72
			Female	0	0	0	0	2	0	0	0	0	0	2
			Total	0	3	15	16	22	15	2	1	0	0	74
78	98	EXPOSURE TO SMOKE, FIRE AND FLAMES	Male	0	0	0	0	0	1	0	0	0	0	1
			Female	0	0	0	0	0	0	0	0	0	0	0
			Total	0	0	0	0	0	1	0	0	0	0	1
79	100	ACCIDENTS CAUSED BY MACHINERY,AND BY CUTTING PIERCING INSTRUMENTS	Male	0	0	0	2	0	0	0	2	0	0	4
			Female	0	0	0	0	0	0	0	0	0	0	0
			Total	0	0	0	2	0	0	0	2	0	0	4
80	101	ACCIDENTS CAUSED BY FIREARM MI	Male	0	0	0	2	0	0	0	0	0	0	2
			Female	0	0	0	0	0	0	0	0	0	0	0
			Total	0	0	0	2	0	0	0	0	0	0	2
81	102	ACCIDENTAL POISOINING BY AND EXPOSURE TO NOXIOUS SUBSTANCES	Male	0	2	8	11	8	4	3	2	0	0	38
			Female	0	0	0	0	0	0	1	0	0	0	1
			Total	0	2	8	11	8	4	4	2	0	0	39
82	104	SUN STROKE	Male	0	0	0	8	8	16	4	14	0	0	50
			Female	0	0	0	0	0	0	0	1	0	0	1
			Total	0	0	0	8	8	16	4	15	0	0	51
83	105	COVID 19 VIRUS NOT IDENTIFIED	Male	0	0	0	0	0	1	0	0	0	0	1
			Female	0	0	0	0	0	0	0	0	0	0	0
			Total	0	0	0	0	0	1	0	0	0	0	1
84	106	DENGUE FEVER	Male	0	0	2	1	3	2	1	0	0	0	9
			Female	0	0	0	0	0	0	0	0	0	0	0
			Total	0	0	2	1	3	2	1	0	0	0	9
		<b>Total</b>	Male	<b>1</b>	<b>154</b>	<b>1342</b>	<b>3036</b>	<b>3060</b>	<b>2498</b>	<b>904</b>	<b>1859</b>	<b>2</b>	<b>12856</b>	
			Female	<b>1</b>	<b>2</b>	<b>17</b>	<b>55</b>	<b>112</b>	<b>130</b>	<b>43</b>	<b>166</b>	<b>1</b>	<b>527</b>	
			Total	<b>0</b>	<b>2</b>	<b>3</b>	<b>6</b>	<b>13</b>	<b>9</b>	<b>0</b>	<b>0</b>	<b>0</b>	<b>13383</b>	
			<b>Only smoking</b>											
1	2	TYPHOID FEVER AND PARATYPHOID	Male	0	1	2	2	5	4	1	1	0	0	16
			Female	0	0	0	0	0	0	0	0	0	0	0
			Total	0	1	2	2	5	4	1	1	0	0	16
2	3	FOOD POISONING	Male	0	0	0	1	1	0	0	0	0	0	2
			Female	0	0	0	0	1	0	0	0	0	0	1
			Total	0	0	0	1	2	0	0	0	0	0	3
3	4	DIARRHOEA AND GASTROENTERITIS	Male	0	0	1	4	5	4	0	2	0	0	16
			Female	0	0	0	0	0	0	0	0	0	0	0
			Total	0	0	1	4	5	4	0	2	0	0	16
4	5	RESPIRATORY TUBERCULOSIS	Male	0	2	17	25	33	51	11	47	0	0	186
			Female	0	0	0	0	0	0	0	1	0	0	1
			Total	0	2	17	25	33	51	11	48	0	0	187
5	12	RABIES	Male	0	0	1	0	3	2	0	1	0	0	7
			Female	0	0	0	0	0	0	0	0	0	0	0
			Total	0	0	1	0	3	2	0	1	0	0	7
6	14	OTHER AND UNSPECIFIED NEOPLASM	Male	0	1	5	21	32	40	16	25	0	0	140
			Female	0	0	0	1	0	1	2	0	0	0	4
			Total	0	1	5	22	32	41	18	25	0	0	144
7	15	DIABETES MELLITUS	Male	0	0	4	44	57	56	33	38	0	0	232
			Female	0	0	0	0	1	0	0	0	0	0	1
			Total	0	0	4	44	58	56	33	38	0	0	233
8	16	OTHER ANAEMIAS(D50-D55,D57-D64	Male	0	1	6	9	9	8	4	14	0	0	51
			Female	0	0	0	1	0	0	0	0	0	0	1
			Total	0	1	6	10	9	8	4	14	0	0	52
9	17	OTHER VIRAL ENCEPHALITIS	Male	0	2	2	3	4	1	0	2	0	0	14
			Female	0	0	0	0	0	0	0	0	0	0	0
			Total	0	2	2	3	4	1	0	2	0	0	14
10	18	OTHER FORMS OF HEART DISEASES	Male	0	4	43	118	173	217	102	250	0	907	

TABLE D-21 DEATHS BY SELECTED CAUSE OF DEATH, AGE, SEX AND HABITS-(RURAL & URBAN) - 2023

SL. No.	CAUSE ID	Selected cause of death	Sex	Age Group										Total
				Below 15	15-24	25-34	35-44	45-54	55-64	65-69	70 & above	Age not Stated		
1	2	3	4	5	6	7	8	9	10	11	12	13	14	
			Female	0	0	0	0	1	2	4	12	0	19	
			Total	0	4	43	118	174	219	106	262	0	926	
11	19	PNEUMONIA	Male	0	2	21	52	63	79	45	96	0	358	
			Female	0	0	1	0	0	0	0	1	0	2	
			Total	0	2	22	52	63	79	45	97	0	360	
12	20	INFLUENZA	Male	0	0	0	1	0	3	0	0	0	4	
			Female	0	0	0	0	0	0	0	0	0	0	
			Total	0	0	0	1	0	3	0	0	0	4	
13	21	ASTHMA	Male	0	1	5	23	43	111	40	162	0	385	
			Female	0	0	0	1	2	2	1	3	0	9	
			Total	0	1	5	24	45	113	41	165	0	394	
14	22	OTHER VIRAL HEPATITIS (Jaundice)	Male	0	0	13	32	17	12	3	3	0	80	
			Female	0	0	0	0	0	0	0	0	0	0	
			Total	0	0	13	32	17	12	3	3	0	80	
15	23	DISEASES OF THE LIVER	Male	0	4	76	201	167	111	27	34	0	620	
			Female	0	0	0	0	3	0	0	1	0	4	
			Total	0	4	76	201	170	111	27	35	0	624	
16	24	GASTRIC AND DUODENAL ULCER	Male	0	0	2	2	4	5	2	2	0	17	
			Female	0	0	0	0	0	0	0	0	0	0	
			Total	0	0	2	2	4	5	2	2	0	17	
17	25	DISEASES OF APPENDIX	Male	0	0	1	5	4	1	0	0	0	11	
			Female	0	0	0	0	0	0	0	0	0	0	
			Total	0	0	1	5	4	1	0	0	0	11	
18	26	Genital Urinary system	Male	0	0	1	1	1	3	0	2	0	8	
			Female	0	0	0	0	0	0	0	0	0	0	
			Total	0	0	1	1	1	3	0	2	0	8	
19	30	CEREBROVASCULAR DISEASES	Male	0	0	9	25	42	46	26	63	0	211	
			Female	0	0	0	1	0	1	1	0	0	3	
			Total	0	0	9	26	42	47	27	63	0	214	
20	31	SENILITY	Male	0	0	0	0	0	111	114	428	0	653	
			Female	0	0	0	0	0	4	6	15	0	25	
			Total	0	0	0	0	0	115	120	443	0	678	
21	32	Others not else where classified	Male	0	10	58	47	44	32	14	23	0	228	
			Female	0	0	0	0	0	2	0	0	0	2	
			Total	0	10	58	47	44	34	14	23	0	230	
22	33	BITES OF SNAKES AND OTHER VENOMOUS ANIMALS	Male	0	1	1	4	2	4	3	2	0	17	
			Female	0	0	0	0	0	0	0	0	0	0	
			Total	0	1	1	4	2	4	3	2	0	17	
23	34	BURNS AND CORROSIONS	Male	0	0	0	3	1	2	0	0	0	6	
			Female	0	0	0	0	0	0	0	0	0	0	
			Total	0	0	0	3	1	2	0	0	0	6	
24	35	ACCIDENTAL FALLS	Male	0	1	10	16	23	12	5	7	0	74	
			Female	0	0	0	0	0	0	1	1	0	2	
			Total	0	1	10	16	23	12	6	8	0	76	
25	36	POISONINGS BY DRUGS AND BIOLOG	Male	0	8	22	29	31	23	5	15	0	133	
			Female	0	0	0	0	0	0	0	0	0	0	
			Total	0	8	22	29	31	23	5	15	0	133	
26	37	MOTOR VEHICLE TRAFFIC ACCIDENT	Male	0	1	7	5	7	7	0	4	0	31	
			Female	0	0	0	0	0	0	0	0	0	0	
			Total	0	1	7	5	7	7	0	4	0	31	
27	38	OTHER ROAD VEHICLE ACCIDENTS	Male	0	1	7	13	17	11	3	7	0	59	
			Female	0	0	0	0	0	1	0	0	0	1	
			Total	0	1	7	13	17	12	3	7	0	60	
28	39	INTENTIONAL SELF-HARM(SUICIDE-ATTEMPTED)	Male	0	10	31	43	32	21	9	5	0	151	
			Female	0	0	1	0	0	0	0	1	0	2	
			Total	0	10	32	43	32	21	9	6	0	153	
29	40	ASSAULT(HOMICIDE)	Male	0	4	4	1	2	1	0	3	0	15	
			Female	0	0	0	0	0	0	0	0	0	0	

TABLE D-21 DEATHS BY SELECTED CAUSE OF DEATH, AGE, SEX AND HABITS-(RURAL & URBAN) - 2023

SL. No.	CAUSE ID	Selected cause of death	Sex	Age Group									Total
				Below 15	15-24	25-34	35-44	45-54	55-64	65-69	70 & above	Age not Stated	
1	2	3	4	5	6	7	8	9	10	11	12	13	14
			Total	0	4	4	1	2	1	0	3	0	15
30	42	Viral Fever	Male	0	0	0	2	0	0	1	1	0	4
			Female	0	0	0	0	0	0	0	0	0	0
			Total	0	0	0	2	0	0	1	1	0	4
31	43	RENAL FAILURE and OTHER DISORDERS OF KIDNEY AND URETER	Male	0	1	27	74	78	74	23	48	0	325
			Female	0	0	0	0	2	0	0	0	0	2
			Total	0	1	27	74	80	74	23	48	0	327
32	44	SEPTICAEMIA	Male	0	2	17	51	67	64	21	77	0	299
			Female	0	0	0	0	0	1	1	0	0	2
			Total	0	2	17	51	67	65	22	77	0	301
33	46	COVID 19 VIRUS IDENTIFIED	Male	0	0	0	1	0	0	0	1	0	2
			Female	0	0	0	0	0	0	0	0	0	0
			Total	0	0	0	1	0	0	0	1	0	2
34	47	TUBERCULOSIS OF OTHER ORGANS AND MILIARY TUBERCULOSIS	Male	0	1	9	19	20	21	11	12	0	93
			Female	0	0	1	0	0	2	1	1	0	5
			Total	0	1	10	19	20	23	12	13	0	98
35	49	HUMAN IMMUNODEFICIENCY VIRUS[HIV]DISEASE	Male	0	0	0	9	9	2	2	1	0	23
			Female	0	0	0	0	0	0	0	0	0	0
			Total	0	0	0	9	9	2	2	1	0	23
36	50	MALIGNANT NEOPLASMS OF LIP, ORAL CAVITY AND PHARYNX	Male	0	0	7	15	26	46	14	25	0	133
			Female	0	1	0	0	0	0	0	0	0	1
			Total	0	1	7	15	26	46	14	25	0	134
37	51	MALIGNANT NEOPLASM OF OESOPHAGUS	Male	0	0	1	3	14	17	6	8	0	49
			Female	0	0	0	0	0	0	0	0	0	0
			Total	0	0	1	3	14	17	6	8	0	49
38	52	MALIGNANT NEOPLASM OF STOMACH	Male	0	0	5	3	14	18	11	16	0	67
			Female	0	0	0	0	1	0	0	0	0	1
			Total	0	0	5	3	15	18	11	16	0	68
39	53	MALIGNANT NEOPLASMS OF LIVER AND INTRAHEPATIC BILE DUCTS	Male	0	0	8	17	22	28	6	17	0	98
			Female	0	0	0	1	0	0	0	0	0	1
			Total	0	0	8	18	22	28	6	17	0	99
40	54	MALIGNANT NEOPLASMS OF LARYNX, TRACHEA, BRONCHUS AND LUNG	Male	0	0	3	9	38	63	35	53	0	201
			Female	0	0	0	0	0	1	0	0	0	1
			Total	0	0	3	9	38	64	35	53	0	202
41	57	MALIGNANT NEOPLASM OF PROSTATE	Male	0	0	0	0	0	1	0	1	0	2
			Female	0	0	0	0	0	0	0	0	0	0
			Total	0	0	0	0	0	1	0	1	0	2
42	58	MALIGNANT NEOPLASM OF BLADDER	Male	0	0	1	7	16	12	2	12	0	50
			Female	0	0	0	1	0	0	0	0	0	1
			Total	0	0	1	8	16	12	2	12	0	51
43	59	MALIGNANT NEOPLASMS OF MENINGES,BRAIN AND OTHER PARTS OF CENTRAL NERVOUS	Male	0	0	0	3	5	6	1	2	0	17
			Female	0	0	0	0	0	0	0	0	0	0
			Total	0	0	0	3	5	6	1	2	0	17
44	60	LEUKAEMIA	Male	0	0	0	2	0	5	2	5	0	14
			Female	0	0	0	0	0	0	0	0	0	0
			Total	0	0	0	2	0	5	2	5	0	14
45	61	OTHER PROTEIN-ENERGY MALNUTRITION	Male	0	0	1	4	6	6	5	2	0	24
			Female	0	0	0	0	0	0	0	2	0	2
			Total	0	0	1	4	6	6	5	4	0	26
46	62	DISORDERS OF THYROID GLAND	Male	0	0	0	0	2	0	2	1	0	5
			Female	0	0	0	0	0	0	0	0	0	0
			Total	0	0	0	0	2	0	2	1	0	5
47	63	SCHIZOPHRENIA, SCHIZOTYPAL & DELUSIONA and MENTAL BEHAVIOURAL DISORDERS	Male	0	0	0	2	1	0	2	0	0	5
			Female	0	0	0	0	0	0	0	0	0	0
			Total	0	0	0	2	1	0	2	0	0	5
48	64	OTHER INFLAMMATORY DISEASES OF	Male	0	1	2	4	10	16	4	13	0	50

TABLE D-21 DEATHS BY SELECTED CAUSE OF DEATH, AGE, SEX AND HABITS-(RURAL & URBAN) - 2023

SL. No.	CAUSE ID	Selected cause of death	Sex	Age Group									Total	
				Below 15	15-24	25-34	35-44	45-54	55-64	65-69	70 & above	Age not Stated		
1	2	3	4	5	6	7	8	9	10	11	12	13	14	
		THE CENTRAL NERVOUS SYSTEM	Female	0	0	0	0	0	0	0	0	0	0	0
			Total	0	1	2	4	10	16	4	13	0	50	
49	65	EPILEPSY	Male	0	1	6	9	9	7	1	6	0	39	
			Female	0	0	0	0	0	0	0	0	0	0	
			Total	0	1	6	9	9	7	1	6	0	39	
50	66	HYPERTENSIVE HEART DISEASES	Male	0	7	38	99	149	160	72	163	0	688	
			Female	0	0	0	1	1	3	1	2	0	8	
			Total	0	7	38	100	150	163	73	165	0	696	
51	67	ACUTE MYOCARDIAL INFARCTION	Male	0	8	82	233	352	370	138	289	0	1472	
			Female	0	0	0	4	2	3	1	10	0	20	
			Total	0	8	82	237	354	373	139	299	0	1492	
52	68	ARTERIAL EMBOLISM AND THROMBOSIS,PHLEBITIS,THROMBOPHLEBITIS,VENOUS EMBOLISM AND THROMBOSIS	Male	0	0	0	2	3	1	1	6	0	13	
			Female	0	0	0	0	0	0	0	0	0	0	
			Total	0	0	0	2	3	1	1	6	0	13	
53	69	BRONCHITIS ,BRONCHIOLITIS and UNSPECIFIED EMPHYSEMA	Male	0	0	4	14	21	26	24	54	0	143	
			Female	0	0	0	1	0	0	0	1	0	2	
			Total	0	0	4	15	21	26	24	55	0	145	
54	70	PLEURISY	Male	0	0	0	0	0	1	0	1	0	2	
			Female	0	0	0	0	0	0	0	0	0	0	
			Total	0	0	0	0	0	1	0	1	0	2	
55	71	PARALYTIC ILEUS AND INTESTINAL OBSTRUCTION WITHOUT HERNIA	Male	0	0	1	11	27	49	21	48	0	157	
			Female	0	0	0	0	0	0	0	2	0	2	
			Total	0	0	1	11	27	49	21	50	0	159	
56	72	PERITONITIS	Male	0	0	1	3	3	1	1	3	0	12	
			Female	0	0	0	0	0	0	0	0	0	0	
			Total	0	0	1	3	3	1	1	3	0	12	
57	73	CHOLELITHIASIS AND CHOLECYSTIT	Male	0	0	3	8	7	6	2	1	0	27	
			Female	0	0	0	0	0	1	0	0	0	1	
			Total	0	0	3	8	7	7	2	1	0	28	
58	74	DISORDERS OF THE PANCREAS	Male	0	0	7	5	4	5	2	2	0	25	
			Female	0	0	0	0	0	0	0	0	0	0	
			Total	0	0	7	5	4	5	2	2	0	25	
59	75	RHEUMATOID ARTHRITIS AND OTHER	Male	0	0	1	0	0	0	0	2	0	3	
			Female	0	0	0	0	1	0	0	0	0	1	
			Total	0	0	1	0	1	0	0	2	0	4	
60	82	FEVER OF UNKNOWN ORIGIN	Male	0	1	4	11	12	12	6	8	0	54	
			Female	0	0	0	0	0	1	0	1	0	2	
			Total	0	1	4	11	12	13	6	9	0	56	
61	83	SHOCK, NOT ELSEWHERE CLASSIFIE	Male	0	3	29	87	92	107	27	80	1	426	
			Female	0	0	0	1	2	1	0	2	0	6	
			Total	0	3	29	88	94	108	27	82	1	432	
62	84	FRACTURE OF SKULL AND FACIAL B	Male	0	1	0	0	1	1	0	0	0	3	
			Female	0	0	0	0	0	0	0	0	0	0	
			Total	0	1	0	0	1	1	0	0	0	3	
63	85	FRACTURE OF NECK,THORAX OR PEL	Male	0	0	0	0	2	0	0	1	0	3	
			Female	0	0	0	0	0	0	0	0	0	0	
			Total	0	0	0	0	2	0	0	1	0	3	
64	86	FRACTURE OF UPPER LIMB	Male	0	0	0	1	0	0	0	1	0	2	
			Female	0	0	0	0	0	0	0	0	0	0	
			Total	0	0	0	1	0	0	0	1	0	2	
65	87	FRACTURE OF LOWER LIMB	Male	0	0	0	0	1	1	0	2	0	4	
			Female	0	0	0	0	0	0	0	0	0	0	
			Total	0	0	0	0	1	1	0	2	0	4	
66	88	FRACTURES INVOLVING MULTIPLE BODY REGIONS, AND OF UNSPECIFIED BODY REGION	Male	0	0	2	2	1	2	1	3	0	11	
			Female	0	0	0	0	0	0	0	0	0	0	
			Total	0	0	2	2	1	2	1	3	0	11	

TABLE D-21 DEATHS BY SELECTED CAUSE OF DEATH, AGE, SEX AND HABITS-(RURAL & URBAN) - 2023

SL. No.	CAUSE ID	Selected cause of death	Sex	Age Group										Total
				Below 15	15-24	25-34	35-44	45-54	55-64	65-69	70 & above	Age not Stated		
1	2	3	4	5	6	7	8	9	10	11	12	13	14	
67	89	INTRACRANIAL AND INTERNAL INJU	Male	0	0	1	3	2	4	1	2	0	0	13
			Female	0	0	0	0	0	0	0	0	0	0	0
			Total	0	0	1	3	2	4	1	2	0	0	13
68	90	CRUSHING INJURIES AND TRAUMATIC AMPUTATIONS OF SPECIFIED AND MULTIPLE BODY REGIONS	Male	0	0	1	1	1	2	1	0	0	0	6
			Female	0	0	0	0	0	0	0	0	0	0	0
			Total	0	0	1	1	1	2	1	0	0	0	6
69	91	OTHER INJURIES OF SPECIFIED, UNSPECIFIED AND MULTIPLE BODY REGIONS	Male	0	1	1	6	4	1	1	4	0	0	18
			Female	0	0	0	0	0	0	0	1	0	0	1
			Total	0	1	1	6	4	1	1	5	0	0	19
70	92	EFFECTS OF FOREIGN BODY ENTERING THROUGH NATURAL ORIFICE	Male	0	0	0	1	0	1	0	1	0	0	3
			Female	0	0	0	0	0	0	0	0	0	0	0
			Total	0	0	0	1	0	1	0	1	0	0	3
71	93	RAILWAY ACCIDENTS	Male	0	1	1	4	4	1	0	2	0	0	13
			Female	0	0	0	0	0	0	0	0	0	0	0
			Total	0	1	1	4	4	1	0	2	0	0	13
72	96	ALL OTHER TRANSPORT ACCIDENTS	Male	0	4	7	5	6	7	1	10	0	0	40
			Female	0	0	0	0	0	0	1	0	0	0	1
			Total	0	4	7	5	6	7	2	10	0	0	41
73	97	ACCIDENTAL DROWING AND SUBMERS	Male	0	0	6	10	9	8	4	1	0	0	38
			Female	0	0	0	0	0	0	0	0	0	0	0
			Total	0	0	6	10	9	8	4	1	0	0	38
74	98	EXPOSURE TO SMOKE, FIRE AND FLAMES	Male	0	0	0	0	0	1	0	0	0	0	1
			Female	0	0	0	0	0	0	0	0	0	0	0
			Total	0	0	0	0	0	1	0	0	0	0	1
75	100	ACCIDENTS CAUSED BY MACHINERY, AND BY CUTTING PIERCING INSTRUMENTS	Male	0	0	0	1	0	0	1	1	0	0	3
			Female	0	0	0	0	0	0	0	0	0	0	0
			Total	0	0	0	1	0	0	1	1	0	0	3
76	101	ACCIDENTS CAUSED BY FIREARM MI	Male	0	0	0	0	0	0	0	0	1	0	1
			Female	0	0	0	0	0	0	0	0	0	0	0
			Total	0	0	0	0	0	0	0	0	1	0	1
77	102	ACCIDENTAL POISONING BY AND EXPOSURE TO NOXIOUS SUBSTANCES	Male	0	2	4	4	3	1	1	3	0	0	18
			Female	0	0	0	1	0	0	0	0	0	0	1
			Total	0	2	4	5	3	1	1	3	0	0	19
78	104	SUN STROKE	Male	0	0	0	5	9	11	3	17	0	0	45
			Female	0	0	0	0	0	0	0	0	0	0	0
			Total	0	0	0	5	9	11	3	17	0	0	45
79	105	COVID 19 VIRUS NOT IDENTIFIED	Male	0	0	0	0	0	2	0	0	0	0	2
			Female	0	0	0	0	0	0	0	0	0	0	0
			Total	0	0	0	0	0	2	0	0	0	0	2
80	106	DENGUE FEVER	Male	0	0	1	0	2	1	0	0	0	0	4
			Female	0	0	0	0	0	0	0	0	0	0	0
			Total	0	0	1	0	2	1	0	0	0	0	4
		<b>Total</b>	<b>Male</b>	<b>0</b>	<b>88</b>	<b>630</b>	<b>1480</b>	<b>1874</b>	<b>2146</b>	<b>920</b>	<b>2243</b>	<b>1</b>	<b>9382</b>	
			<b>Female</b>	<b>0</b>	<b>1</b>	<b>3</b>	<b>14</b>	<b>17</b>	<b>26</b>	<b>20</b>	<b>57</b>	<b>0</b>	<b>138</b>	
			<b>Total</b>	<b>0</b>	<b>1</b>	<b>2</b>	<b>2</b>	<b>5</b>	<b>4</b>	<b>1</b>	<b>1</b>	<b>0</b>	<b>9520</b>	
			<b>Smoking &amp; chewing Arecanut</b>											
1	2	TYPHOID FEVER AND PARATYPHOID	Male	0	1	1	2	2	2	0	1	0	9	
			Female	0	0	0	0	0	0	0	0	0	0	0
			Total	0	1	1	2	2	2	0	1	0	0	9
2	4	DIARRHOEA AND GASTROENTERITIS	Male	0	0	1	1	2	1	0	0	0	5	
			Female	0	0	0	0	0	0	0	0	0	0	
			Total	0	0	1	1	2	1	0	0	0	0	5
3	5	RESPIRATORY TUBERCULOSIS	Male	0	0	4	8	8	8	2	15	0	45	
			Female	0	0	0	0	0	0	0	0	0	0	
			Total	0	0	4	8	8	8	2	15	0	0	45
4	12	RABIES	Male	0	0	0	0	1	0	0	0	0	0	1
			Female	0	0	0	0	0	0	0	0	0	0	0
			Total	0	0	0	0	1	0	0	0	0	0	1

TABLE D-21 DEATHS BY SELECTED CAUSE OF DEATH, AGE, SEX AND HABITS-(RURAL & URBAN) - 2023

SL. No.	CAUSE ID	Selected cause of death	Sex	Age Group									Total
				Below 15	15-24	25-34	35-44	45-54	55-64	65-69	70 & above	Age not Stated	
1	2	3	4	5	6	7	8	9	10	11	12	13	14
5	14	OTHER AND UNSPECIFIED NEOPLASM	Male	0	0	3	7	7	10	3	2	0	32
			Female	0	0	0	0	0	0	0	0	0	0
			Total	0	0	3	7	7	10	3	2	0	32
6	15	DIABETES MELLITUS	Male	0	0	0	8	12	9	4	5	0	38
			Female	0	0	0	0	0	0	0	0	0	0
			Total	0	0	0	8	12	9	4	5	0	38
7	16	OTHER ANAEMIAS(D50-D55,D57-D64)	Male	0	0	0	4	2	3	2	1	0	12
			Female	0	0	0	0	0	0	0	0	0	0
			Total	0	0	0	4	2	3	2	1	0	12
8	17	OTHER VIRAL ENCEPHALITIS	Male	0	0	0	2	1	0	0	1	0	4
			Female	0	0	0	0	0	0	0	0	0	0
			Total	0	0	0	2	1	0	0	1	0	4
9	18	OTHER FORMS OF HEART DISEASES	Male	0	1	11	38	36	41	20	58	0	205
			Female	0	0	0	0	0	0	0	0	0	0
			Total	0	1	11	38	36	41	20	58	0	205
10	19	PNEUMONIA	Male	0	0	7	15	13	16	5	13	0	69
			Female	0	0	0	0	0	0	0	0	0	0
			Total	0	0	7	15	13	16	5	13	0	69
11	20	INFLUENZA	Male	0	0	0	0	0	3	0	0	0	3
			Female	0	0	0	0	0	0	0	0	0	0
			Total	0	0	0	0	0	3	0	0	0	3
12	21	ASTHMA	Male	0	0	2	4	7	15	8	29	0	65
			Female	0	0	0	0	0	0	0	0	0	0
			Total	0	0	2	4	7	15	8	29	0	65
13	22	OTHER VIRAL HEPATITIS (Jaundice)	Male	0	0	4	12	2	3	1	0	0	22
			Female	0	0	0	0	0	0	0	0	0	0
			Total	0	0	4	12	2	3	1	0	0	22
14	23	DISEASES OF THE LIVER	Male	0	1	23	76	51	23	6	7	0	187
			Female	0	0	0	0	0	0	0	0	0	0
			Total	0	1	23	76	51	23	6	7	0	187
15	24	GASTRIC AND DUODENAL ULCER	Male	0	0	0	1	0	0	0	0	0	1
			Female	0	0	0	0	0	0	0	0	0	0
			Total	0	0	0	1	0	0	0	0	0	1
16	25	DISEASES OF APPENDIX	Male	0	0	0	3	1	0	0	0	0	4
			Female	0	0	0	0	0	0	0	0	0	0
			Total	0	0	0	3	1	0	0	0	0	4
17	26	Genital Urinary system	Male	0	0	1	0	0	1	0	0	0	2
			Female	0	0	0	0	0	0	0	0	0	0
			Total	0	0	1	0	0	1	0	0	0	2
18	30	CEREBROVASCULAR DISEASES	Male	0	0	2	8	8	10	3	6	0	37
			Female	0	0	0	0	0	0	0	0	0	0
			Total	0	0	2	8	8	10	3	6	0	37
19	31	SENILITY	Male	0	0	0	0	0	18	25	82	0	125
			Female	0	0	0	0	0	0	0	0	0	0
			Total	0	0	0	0	0	18	25	82	0	125
20	32	Others not else where classified	Male	0	5	17	17	13	9	3	4	0	68
			Female	0	0	0	0	0	0	0	0	0	0
			Total	0	5	17	17	13	9	3	4	0	68
21	33	BITES OF SNAKES AND OTHER VENOMOUS ANIMALS	Male	0	1	1	1	0	0	1	1	0	5
			Female	0	0	0	0	0	0	0	0	0	0
			Total	0	1	1	1	0	0	1	1	0	5
22	35	ACCIDENTAL FALLS	Male	0	0	2	2	5	3	0	3	0	15
			Female	0	0	0	0	0	0	0	0	0	0
			Total	0	0	2	2	5	3	0	3	0	15
23	36	POISONINGS BY DRUGS AND BIOLOG	Male	0	1	5	8	7	6	1	7	0	35
			Female	0	0	0	0	0	0	0	0	0	0
			Total	0	1	5	8	7	6	1	7	0	35

TABLE D-21 DEATHS BY SELECTED CAUSE OF DEATH, AGE, SEX AND HABITS-(RURAL & URBAN) - 2023

SL. No.	CAUSE ID	Selected cause of death	Sex	Age Group										Total
				Below 15	15-24	25-34	35-44	45-54	55-64	65-69	70 & above	Age not Stated		
1	2	3	4	5	6	7	8	9	10	11	12	13	14	
24	37	MOTOR VEHICLE TRAFFIC ACCIDENT	Male	0	0	0	2	0	0	0	0	1	0	3
			Female	0	0	0	0	0	0	0	0	0	0	0
			Total	0	0	0	2	0	0	0	0	0	1	0
25	38	OTHER ROAD VEHICLE ACCIDENTS	Male	0	0	1	5	1	2	1	2	0	0	12
			Female	0	0	0	0	0	0	0	0	0	0	0
			Total	0	0	1	5	1	2	1	2	0	0	0
26	39	INTENTIONAL SELF-HARM(SUICIDE-ATTEMPTED)	Male	0	3	9	7	6	5	2	2	0	0	34
			Female	0	0	0	0	0	0	0	0	0	0	0
			Total	0	3	9	7	6	5	2	2	0	0	0
27	42	Viral Fever	Male	0	0	0	2	0	0	0	0	0	0	2
			Female	0	0	0	0	0	0	0	0	0	0	0
			Total	0	0	0	2	0	0	0	0	0	0	0
28	43	RENAL FAILURE and OTHER DISORDERS OF KIDNEY AND URETER	Male	0	0	12	36	22	13	10	8	0	0	101
			Female	0	0	0	0	0	0	0	0	0	0	0
			Total	0	0	12	36	22	13	10	8	0	0	0
29	44	SEPTICAEMIA	Male	0	0	4	14	13	6	3	10	0	0	50
			Female	0	0	0	0	0	0	0	0	0	0	0
			Total	0	0	4	14	13	6	3	10	0	0	0
30	47	TUBERCULOSIS OF OTHER ORGANS AND MILIARY TUBERCULOSIS	Male	0	0	4	5	7	2	1	3	0	0	22
			Female	0	0	0	0	0	0	0	0	0	0	0
			Total	0	0	4	5	7	2	1	3	0	0	0
31	49	HUMAN IMMUNODEFICIENCY VIRUS[HIV]DISEASE	Male	0	0	0	2	3	1	0	1	0	0	7
			Female	0	0	0	0	0	0	0	0	0	0	0
			Total	0	0	0	2	3	1	0	1	0	0	0
32	50	MALIGNANT NEOPLASMS OF LIP, ORAL CAVITY AND PHARYNX	Male	0	0	2	2	6	10	6	3	0	0	29
			Female	0	0	0	0	0	0	0	0	0	0	0
			Total	0	0	2	2	6	10	6	3	0	0	0
33	51	MALIGNANT NEOPLASM OF OESOPHAGUS	Male	0	0	0	0	3	1	1	1	0	0	6
			Female	0	0	0	0	0	0	0	0	0	0	0
			Total	0	0	0	0	3	1	1	1	0	0	0
34	52	MALIGNANT NEOPLASM OF STOMACH	Male	0	0	3	1	4	3	2	1	0	0	14
			Female	0	0	0	0	0	0	0	0	0	0	0
			Total	0	0	3	1	4	3	2	1	0	0	0
35	53	MALIGNANT NEOPLASMS OF LIVER AND INTRAHEPATIC BILE DUCTS	Male	0	0	3	7	8	4	0	1	0	0	23
			Female	0	0	0	0	0	0	0	0	0	0	0
			Total	0	0	3	7	8	4	0	1	0	0	0
36	54	MALIGNANT NEOPLASMS OF LARYNX, TRACHEA, BRONCHUS AND LUNG	Male	0	0	2	2	7	12	2	8	0	0	33
			Female	0	0	0	0	0	0	0	0	0	0	0
			Total	0	0	2	2	7	12	2	8	0	0	0
37	58	MALIGNANT NEOPLASM OF BLADDER	Male	0	0	1	2	4	2	0	0	0	0	9
			Female	0	0	0	0	0	0	0	0	0	0	0
			Total	0	0	1	2	4	2	0	0	0	0	0
38	59	MALIGNANT NEOPLASMS OF MENINGES,BRAIN AND OTHER PARTS OF CENTRAL NERVOUS	Male	0	0	0	0	2	3	0	0	0	0	5
			Female	0	0	0	0	0	0	0	0	0	0	0
			Total	0	0	0	0	2	3	0	0	0	0	0
39	60	LEUKAEMIA	Male	0	0	0	1	0	0	0	0	0	0	1
			Female	0	0	0	0	0	0	0	0	0	0	0
			Total	0	0	0	1	0	0	0	0	0	0	0
40	61	OTHER PROTEIN-ENERGY MALNUTRITION	Male	0	0	1	3	2	3	3	0	0	0	12
			Female	0	0	0	0	0	0	0	0	0	0	0
			Total	0	0	1	3	2	3	3	0	0	0	0
41	62	DISORDERS OF THYROID GLAND	Male	0	0	0	0	0	0	1	0	0	0	1
			Female	0	0	0	0	0	0	0	0	0	0	0
			Total	0	0	0	0	0	0	1	0	0	0	0
42	63	SCHIZOPHRENIA, SCHIZOTYPAL & DELUSIONA and MENTAL BEHAVIOURAL DISORDERS	Male	0	0	0	2	0	0	1	0	0	0	3
			Female	0	0	0	0	0	0	0	0	0	0	0
			Total	0	0	0	2	0	0	1	0	0	0	0

TABLE D-21 DEATHS BY SELECTED CAUSE OF DEATH, AGE, SEX AND HABITS-(RURAL & URBAN) - 2023

SL. No.	CAUSE ID	Selected cause of death	Sex	Age Group									Total		
				Below 15	15-24	25-34	35-44	45-54	55-64	65-69	70 & above	Age not Stated			
1	2	3	4	5	6	7	8	9	10	11	12	13	14		
43	64	OTHER INFLAMMATORY DISEASES OF THE CENTRAL NERVOUS SYSTEM	Male	0	1	1	0	2	3	0	0	0	0	7	
			Female	0	0	0	0	0	0	0	0	0	0	0	0
			Total	0	1	1	0	2	3	0	0	0	0	0	7
44	65	EPILEPSY	Male	0	0	2	1	2	2	1	1	0	0	9	
			Female	0	0	0	0	0	0	0	0	0	0	0	0
			Total	0	0	2	1	2	2	1	1	0	0	0	9
45	66	HYPERTENSIVE HEART DISEASES	Male	0	7	14	46	54	54	19	43	0	0	237	
			Female	0	0	0	0	0	0	0	0	0	0	0	0
			Total	0	7	14	46	54	54	19	43	0	0	0	237
46	67	ACUTE MYOCARDIAL INFARCTION	Male	0	2	27	62	73	67	24	64	0	0	319	
			Female	0	0	0	0	0	0	0	0	0	0	0	0
			Total	0	2	27	62	73	67	24	64	0	0	0	319
47	68	ARTERIAL EMBOLISM AND THROMBOSIS,PHLEBITIS,THROMBOPHLEBITIS,VENOUS EMBOLISM AND THROMBOSIS	Male	0	0	0	1	2	0	0	2	0	0	5	
			Female	0	0	0	0	0	0	0	0	0	0	0	0
			Total	0	0	0	1	2	0	0	2	0	0	0	5
48	69	BRONCHITIS ,BRONCHIOLITIS and UNSPECIFIED EMPHYSEMA	Male	0	0	1	1	5	4	1	3	0	0	15	
			Female	0	0	0	0	0	0	0	0	0	0	0	0
			Total	0	0	1	1	5	4	1	3	0	0	0	15
49	71	PARALYTIC ILEUS AND INTESTINAL OBSTRUCTION WITHOUT HERNIA	Male	0	0	1	5	9	16	6	11	0	0	48	
			Female	0	0	0	0	0	0	0	0	0	0	0	0
			Total	0	0	1	5	9	16	6	11	0	0	0	48
50	73	CHOLELITHIASIS AND CHOLECYSTIT	Male	0	0	1	3	4	2	1	1	0	0	12	
			Female	0	0	0	0	0	0	0	0	0	0	0	0
			Total	0	0	1	3	4	2	1	1	0	0	0	12
51	74	DISORDERS OF THE PANCREAS	Male	0	0	1	0	1	1	0	1	0	0	4	
			Female	0	0	0	0	0	0	0	0	0	0	0	0
			Total	0	0	1	0	1	1	0	1	0	0	0	4
52	82	FEVER OF UNKNOWN ORIGIN	Male	0	0	1	2	1	1	3	1	0	0	9	
			Female	0	0	0	0	0	0	0	0	0	0	0	0
			Total	0	0	1	2	1	1	3	1	0	0	0	9
53	83	SHOCK, NOT ELSEWHERE CLASSIFIED	Male	0	0	8	25	21	22	5	11	0	0	92	
			Female	0	0	0	0	0	0	0	0	0	0	0	0
			Total	0	0	8	25	21	22	5	11	0	0	0	92
54	88	FRACTURES INVOLVING MULTIPLE BODY REGIONS, AND OF UNSPECIFIED BODY REGION	Male	0	0	1	1	1	2	0	0	0	0	5	
			Female	0	0	0	0	0	0	0	0	0	0	0	0
			Total	0	0	1	1	1	2	0	0	0	0	0	5
55	89	INTRACRANIAL AND INTERNAL INJURY	Male	0	0	1	1	0	0	0	0	0	0	2	
			Female	0	0	0	0	0	0	0	0	0	0	0	0
			Total	0	0	1	1	0	0	0	0	0	0	0	2
56	90	CRUSHING INJURIES AND TRAUMATIC AMPUTATIONS OF SPECIFIED AND MULTIPLE BODY REGIONS	Male	0	0	1	0	1	0	0	0	0	0	2	
			Female	0	0	0	0	0	0	0	0	0	0	0	0
			Total	0	0	1	0	1	0	0	0	0	0	0	2
57	91	OTHER INJURIES OF SPECIFIED, UNSPECIFIED AND MULTIPLE BODY REGIONS	Male	0	0	1	1	0	0	1	1	0	0	4	
			Female	0	0	0	0	0	0	0	0	0	0	0	0
			Total	0	0	1	1	0	0	1	1	0	0	0	4
58	92	EFFECTS OF FOREIGN BODY ENTERING THROUGH NATURAL ORIFICE	Male	0	0	0	0	0	0	0	0	1	0	1	
			Female	0	0	0	0	0	0	0	0	0	0	0	0
			Total	0	0	0	0	0	0	0	0	1	0	0	1
59	93	RAILWAY ACCIDENTS	Male	0	1	0	2	3	0	0	0	0	0	6	
			Female	0	0	0	0	0	0	0	0	0	0	0	0
			Total	0	1	0	2	3	0	0	0	0	0	0	6
60	96	ALL OTHER TRANSPORT ACCIDENTS	Male	0	1	2	1	1	2	1	3	0	0	11	
			Female	0	0	0	0	0	0	0	0	0	0	0	0
			Total	0	1	2	1	1	2	1	3	0	0	0	11
61	97	ACCIDENTAL DROWING AND	Male	0	0	2	2	2	2	0	0	0	8		



TABLE D-21 DEATHS BY SELECTED CAUSE OF DEATH, AGE, SEX AND HABITS-(RURAL & URBAN) - 2023

SL. No.	CAUSE ID	Selected cause of death	Sex	Age Group									Total	
				Below 15	15-24	25-34	35-44	45-54	55-64	65-69	70 & above	Age not Stated		
1	2	3	4	5	6	7	8	9	10	11	12	13	14	
		SUBMERS	Female	0	0	0	0	0	0	0	0	0	0	0
			Total	0	0	2	2	2	2	2	0	0	0	8
62	98	EXPOSURE TO SMOKE, FIRE AND FLAMES	Male	0	0	0	0	0	1	0	0	0	1	
			Female	0	0	0	0	0	0	0	0	0	0	
			Total	0	0	0	0	0	1	0	0	0	1	
63	100	ACCIDENTS CAUSED BY MACHINERY,AND BY CUTTING PIERCING INSTRUMENTS	Male	0	0	0	0	0	0	0	1	0	1	
			Female	0	0	0	0	0	0	0	0	0	0	
			Total	0	0	0	0	0	0	0	1	0	1	
64	101	ACCIDENTS CAUSED BY FIREARM MI	Male	0	0	0	0	0	0	0	1	0	1	
			Female	0	0	0	0	0	0	0	0	0	0	
			Total	0	0	0	0	0	0	0	1	0	1	
65	102	ACCIDENTAL POISONING BY AND EXPOSURE TO NOXIOUS SUBSTANCES	Male	0	0	2	1	1	0	0	2	0	6	
			Female	0	0	0	0	0	0	0	0	0	0	
			Total	0	0	2	1	1	0	0	2	0	6	
66	104	SUN STROKE	Male	0	0	0	2	6	3	0	4	0	15	
			Female	0	0	0	0	0	0	0	0	0	0	
			Total	0	0	0	2	6	3	0	4	0	15	
67	105	COVID 19 VIRUS NOT IDENTIFIED	Male	0	0	0	0	0	1	0	0	0	1	
			Female	0	0	0	0	0	0	0	0	0	0	
			Total	0	0	0	0	0	1	0	0	0	1	
		<b>Total</b>	<b>Male</b>	<b>0</b>	<b>25</b>	<b>193</b>	<b>467</b>	<b>455</b>	<b>431</b>	<b>179</b>	<b>427</b>	<b>0</b>	<b>2177</b>	
			<b>Female</b>	<b>0</b>	<b>0</b>	<b>0</b>	<b>0</b>	<b>0</b>	<b>0</b>	<b>0</b>	<b>0</b>	<b>0</b>	<b>0</b>	
			<b>Total</b>	<b>0</b>	<b>1</b>	<b>1</b>	<b>2</b>	<b>2</b>	<b>2</b>	<b>0</b>	<b>1</b>	<b>0</b>	<b>2177</b>	
		<b>Smoking &amp; chewing Tobacco</b>												
1	2	TYPHOID FEVER AND PARATYPHOID	Male	0	1	1	2	2	1	0	1	0	8	
			Female	0	0	0	0	0	0	0	0	0	0	
			Total	0	1	1	2	2	1	0	1	0	8	
2	3	FOOD POISONING	Male	0	0	0	1	0	0	0	0	0	1	
			Female	0	0	0	0	1	0	0	0	0	1	
			Total	0	0	0	1	1	0	0	0	0	2	
3	4	DIARRHOEA AND GASTROENTERITIS	Male	0	0	1	2	1	3	0	0	0	7	
			Female	0	0	0	0	0	0	0	0	0	0	
			Total	0	0	1	2	1	3	0	0	0	7	
4	5	RESPIRATORY TUBERCULOSIS	Male	0	0	5	8	8	10	2	14	0	47	
			Female	0	0	0	0	0	0	0	0	0	0	
			Total	0	0	5	8	8	10	2	14	0	47	
5	12	RABIES	Male	0	0	0	0	1	0	0	0	0	1	
			Female	0	0	0	0	0	0	0	0	0	0	
			Total	0	0	0	0	1	0	0	0	0	1	
6	14	OTHER AND UNSPECIFIED NEOPLASM	Male	0	0	4	10	9	7	3	4	0	37	
			Female	0	0	0	0	0	1	0	0	0	1	
			Total	0	0	4	10	9	8	3	4	0	38	
7	15	DIABETES MELLITUS	Male	0	0	0	13	19	15	2	5	0	54	
			Female	0	0	0	0	1	0	0	0	0	1	
			Total	0	0	0	13	20	15	2	5	0	55	
8	16	OTHER ANAEMIAS(D50-D55,D57-D64	Male	0	0	2	3	5	1	1	1	0	13	
			Female	0	0	0	0	0	0	0	0	0	0	
			Total	0	0	2	3	5	1	1	1	0	13	
9	17	OTHER VIRAL ENCEPHALITIS	Male	0	0	2	2	1	0	0	0	0	5	
			Female	0	0	0	0	0	0	0	0	0	0	
			Total	0	0	2	2	1	0	0	0	0	5	
10	18	OTHER FORMS OF HEART DISEASES	Male	0	1	14	45	47	45	26	58	0	236	
			Female	0	0	0	0	1	1	3	6	0	11	
			Total	0	1	14	45	48	46	29	64	0	247	
11	19	PNEUMONIA	Male	0	0	8	15	11	14	9	14	0	71	
			Female	0	0	1	0	0	0	0	1	0	2	
			Total	0	0	9	15	11	14	9	15	0	73	
12	20	INFLUENZA	Male	0	0	0	0	0	1	0	0	0	1	

TABLE D-21 DEATHS BY SELECTED CAUSE OF DEATH, AGE, SEX AND HABITS-(RURAL & URBAN) - 2023

SL. No.	CAUSE ID	Selected cause of death	Sex	Age Group									Total
				Below 15	15-24	25-34	35-44	45-54	55-64	65-69	70 & above	Age not Stated	
1	2	3	4	5	6	7	8	9	10	11	12	13	14
			Female	0	0	0	0	0	0	0	0	0	0
			Total	0	0	0	0	0	1	0	0	0	1
13	21	ASTHMA	Male	0	1	1	10	11	31	14	32	0	100
			Female	0	0	0	0	0	2	0	3	0	5
			Total	0	1	1	10	11	33	14	35	0	105
14	22	OTHER VIRAL HEPATITIS (Jaundice)	Male	0	0	3	12	5	5	1	1	0	27
			Female	0	0	0	0	0	0	0	0	0	0
			Total	0	0	3	12	5	5	1	1	0	27
15	23	DISEASES OF THE LIVER	Male	0	0	32	84	53	25	9	6	0	209
			Female	0	0	0	0	2	0	0	1	0	3
			Total	0	0	32	84	55	25	9	7	0	212
16	24	GASTRIC AND DUODENAL ULCER	Male	0	0	0	1	1	0	0	1	0	3
			Female	0	0	0	0	0	0	0	0	0	0
			Total	0	0	0	1	1	0	0	1	0	3
17	25	DISEASES OF APPENDIX	Male	0	0	1	3	1	0	0	0	0	5
			Female	0	0	0	0	0	0	0	0	0	0
			Total	0	0	1	3	1	0	0	0	0	5
18	26	Genital Urinary system	Male	0	0	1	0	0	1	0	0	0	2
			Female	0	0	0	0	0	0	0	0	0	0
			Total	0	0	1	0	0	1	0	0	0	2
19	30	CEREBROVASCULAR DISEASES	Male	0	0	2	7	9	9	4	7	0	38
			Female	0	0	0	1	0	0	1	0	0	2
			Total	0	0	2	8	9	9	5	7	0	40
20	31	SENILITY	Male	0	0	0	0	0	24	21	85	0	130
			Female	0	0	0	0	0	1	3	10	0	14
			Total	0	0	0	0	0	25	24	95	0	144
21	32	Others not else where classified	Male	0	5	25	16	13	8	3	3	0	73
			Female	0	0	0	0	0	2	0	0	0	2
			Total	0	5	25	16	13	10	3	3	0	75
22	33	BITES OF SNAKES AND OTHER VENOMOUS ANIMALS	Male	0	0	0	0	0	1	1	0	0	2
			Female	0	0	0	0	0	0	0	0	0	0
			Total	0	0	0	0	0	1	1	0	0	2
23	34	BURNS AND CORROSIONS	Male	0	0	0	0	1	1	0	0	0	2
			Female	0	0	0	0	0	0	0	0	0	0
			Total	0	0	0	0	1	1	0	0	0	2
24	35	ACCIDENTAL FALLS	Male	0	0	6	5	7	3	0	2	0	23
			Female	0	0	0	0	0	0	1	0	0	1
			Total	0	0	6	5	7	3	1	2	0	24
25	36	POISONINGS BY DRUGS AND BIOLOG	Male	0	2	4	7	7	8	1	8	0	37
			Female	0	0	0	0	0	0	0	0	0	0
			Total	0	2	4	7	7	8	1	8	0	37
26	37	MOTOR VEHICLE TRAFFIC ACCIDENT	Male	0	1	1	1	0	1	0	2	0	6
			Female	0	0	0	0	0	0	0	0	0	0
			Total	0	1	1	1	0	1	0	2	0	6
27	38	OTHER ROAD VEHICLE ACCIDENTS	Male	0	0	2	7	2	1	1	2	0	15
			Female	0	0	0	0	0	0	0	0	0	0
			Total	0	0	2	7	2	1	1	2	0	15
28	39	INTENTIONAL SELF-HARM(SUICIDE-ATTEMPTED)	Male	0	2	11	14	9	5	1	2	0	44
			Female	0	0	0	0	0	0	0	1	0	1
			Total	0	2	11	14	9	5	1	3	0	45
29	40	ASSAULT(HOMICIDE)	Male	0	0	0	0	1	0	0	0	0	1
			Female	0	0	0	0	0	0	0	0	0	0
			Total	0	0	0	0	1	0	0	0	0	1
30	42	Viral Fever	Male	0	0	0	2	0	0	0	0	0	2
			Female	0	0	0	0	0	0	0	0	0	0
			Total	0	0	0	2	0	0	0	0	0	2
31	43	RENAL FAILURE and OTHER DISORDERS OF KIDNEY AND URETER	Male	0	0	12	38	24	16	7	11	0	108
			Female	0	0	0	0	2	0	0	0	0	2

TABLE D-21 DEATHS BY SELECTED CAUSE OF DEATH, AGE, SEX AND HABITS-(RURAL & URBAN) - 2023

SL. No.	CAUSE ID	Selected cause of death	Sex	Age Group									Total
				Below 15	15-24	25-34	35-44	45-54	55-64	65-69	70 & above	Age not Stated	
1	2	3	4	5	6	7	8	9	10	11	12	13	14
			Total	0	0	12	38	26	16	7	11	0	110
32	44	SEPTICAEMIA	Male	0	0	4	11	15	9	2	9	0	50
			Female	0	0	0	0	0	0	0	0	0	0
			Total	0	0	4	11	15	9	2	9	0	50
33	47	TUBERCULOSIS OF OTHER ORGANS AND MILIARY TUBERCULOSIS	Male	0	0	2	6	8	1	2	3	0	22
			Female	0	0	1	0	0	1	0	1	0	3
			Total	0	0	3	6	8	2	2	4	0	25
34	49	HUMAN IMMUNODEFICIENCY VIRUS[HIV]DISEASE	Male	0	0	0	3	4	1	1	1	0	10
			Female	0	0	0	0	0	0	0	0	0	0
			Total	0	0	0	3	4	1	1	1	0	10
35	50	MALIGNANT NEOPLASMS OF LIP, ORAL CAVITY AND PHARYNX	Male	0	0	5	10	10	13	5	4	0	47
			Female	0	1	0	0	0	0	0	0	0	1
			Total	0	1	5	10	10	13	5	4	0	48
36	51	MALIGNANT NEOPLASM OF OESOPHAGUS	Male	0	0	0	0	2	5	2	0	0	9
			Female	0	0	0	0	0	0	0	0	0	0
			Total	0	0	0	0	2	5	2	0	0	9
37	52	MALIGNANT NEOPLASM OF STOMACH	Male	0	0	2	2	7	3	4	4	0	22
			Female	0	0	0	0	1	0	0	0	0	1
			Total	0	0	2	2	8	3	4	4	0	23
38	53	MALIGNANT NEOPLASMS OF LIVER AND INTRAHEPATIC BILE DUCTS	Male	0	0	5	6	10	7	0	0	0	28
			Female	0	0	0	1	0	0	0	0	0	1
			Total	0	0	5	7	10	7	0	0	0	29
39	54	MALIGNANT NEOPLASMS OF LARYNX, TRACHEA, BRONCHUS AND LUNG	Male	0	0	0	2	5	17	4	10	0	38
			Female	0	0	0	0	0	1	0	0	0	1
			Total	0	0	0	2	5	18	4	10	0	39
40	57	MALIGNANT NEOPLASM OF PROSTATE	Male	0	0	0	0	0	1	0	0	0	1
			Female	0	0	0	0	0	0	0	0	0	0
			Total	0	0	0	0	0	1	0	0	0	1
41	58	MALIGNANT NEOPLASM OF BLADDER	Male	0	0	1	3	8	3	0	1	0	16
			Female	0	0	0	0	0	0	0	0	0	0
			Total	0	0	1	3	8	3	0	1	0	16
42	59	MALIGNANT NEOPLASMS OF MENINGES,BRAIN AND OTHER PARTS OF CENTRAL NERVOUS	Male	0	0	0	0	1	2	0	0	0	3
			Female	0	0	0	0	0	0	0	0	0	0
			Total	0	0	0	0	1	2	0	0	0	3
43	60	LEUKAEMIA	Male	0	0	0	1	0	0	0	0	0	1
			Female	0	0	0	0	0	0	0	0	0	0
			Total	0	0	0	1	0	0	0	0	0	1
44	61	OTHER PROTEIN-ENERGY MALNUTRITION	Male	0	0	1	3	3	1	3	0	0	11
			Female	0	0	0	0	0	0	0	2	0	2
			Total	0	0	1	3	3	1	3	2	0	13
45	62	DISORDERS OF THYROID GLAND	Male	0	0	0	0	1	0	0	1	0	2
			Female	0	0	0	0	0	0	0	0	0	0
			Total	0	0	0	0	1	0	0	1	0	2
46	63	SCHIZOPHRENIA, SCHIZOTYPAL & DELUSIONA and MENTAL BEHAVIOURAL DISORDERS	Male	0	0	0	2	0	0	1	0	0	3
			Female	0	0	0	0	0	0	0	0	0	0
			Total	0	0	0	2	0	0	1	0	0	3
47	64	OTHER INFLAMMATORY DISEASES OF THE CENTRAL NERVOUS SYSTEM	Male	0	0	1	1	4	5	0	2	0	13
			Female	0	0	0	0	0	0	0	0	0	0
			Total	0	0	1	1	4	5	0	2	0	13
48	65	EPILEPSY	Male	0	0	1	1	2	1	1	2	0	8
			Female	0	0	0	0	0	0	0	0	0	0
			Total	0	0	1	1	2	1	1	2	0	8
49	66	HYPERTENSIVE HEART DISEASES	Male	0	5	15	51	61	53	21	52	0	258
			Female	0	0	0	1	1	2	1	2	0	7
			Total	0	5	15	52	62	55	22	54	0	265
50	67	ACUTE MYOCARDIAL INFARCTION	Male	0	2	32	86	89	85	29	71	0	394

TABLE D-21 DEATHS BY SELECTED CAUSE OF DEATH, AGE, SEX AND HABITS-(RURAL & URBAN) - 2023

SL. No.	CAUSE ID	Selected cause of death	Sex	Age Group										Total
				Below 15	15-24	25-34	35-44	45-54	55-64	65-69	70 & above	Age not Stated		
1	2	3	4	5	6	7	8	9	10	11	12	13	14	
			Female	0	0	0	1	2	2	1	3	0	9	
			Total	0	2	32	87	91	87	30	74	0	403	
51	68	ARTERIAL EMBOLISM AND THROMBOSIS,PHLEBITIS,THROMBOPHLEBITIS,VENOUS EMBOLISM AND THROMBOSIS	Male	0	0	0	2	2	1	0	3	0	8	
			Female	0	0	0	0	0	0	0	0	0	0	
			Total	0	0	0	2	2	1	0	3	0	8	
52	69	BRONCHITIS ,BRONCHIOLITIS and UNSPECIFIED EMPHYSEMA	Male	0	0	1	1	8	5	1	3	0	19	
			Female	0	0	0	1	0	0	0	0	0	1	
			Total	0	0	1	2	8	5	1	3	0	20	
53	71	PARALYTIC ILEUS AND INTESTINAL OBSTRUCTION WITHOUT HERNIA	Male	0	0	1	3	10	13	6	13	0	46	
			Female	0	0	0	0	0	0	0	1	0	1	
			Total	0	0	1	3	10	13	6	14	0	47	
54	73	CHOLELITHIASIS AND CHOLECYSTIT	Male	0	0	2	5	4	3	1	1	0	16	
			Female	0	0	0	0	0	1	0	0	0	1	
			Total	0	0	2	5	4	4	1	1	0	17	
55	74	DISORDERS OF THE PANCREAS	Male	0	0	2	0	0	3	0	1	0	6	
			Female	0	0	0	0	0	0	0	0	0	0	
			Total	0	0	2	0	0	3	0	1	0	6	
56	75	RHEUMATOID ARTHRITIS AND OTHER	Male	0	0	1	0	0	0	0	1	0	2	
			Female	0	0	0	0	0	0	0	0	0	0	
			Total	0	0	1	0	0	0	0	1	0	2	
57	82	FEVER OF UNKNOWN ORIGIN	Male	0	1	2	2	2	5	3	1	0	16	
			Female	0	0	0	0	0	1	0	0	0	1	
			Total	0	1	2	2	2	6	3	1	0	17	
58	83	SHOCK, NOT ELSEWHERE CLASSIFIED	Male	0	1	9	28	20	19	6	15	0	98	
			Female	0	0	0	0	1	1	0	2	0	4	
			Total	0	1	9	28	21	20	6	17	0	102	
59	85	FRACTURE OF NECK,THORAX OR PEL	Male	0	0	0	0	1	0	0	0	0	1	
			Female	0	0	0	0	0	0	0	0	0	0	
			Total	0	0	0	0	1	0	0	0	0	1	
60	87	FRACTURE OF LOWER LIMB	Male	0	0	0	0	1	0	0	1	0	2	
			Female	0	0	0	0	0	0	0	0	0	0	
			Total	0	0	0	0	1	0	0	1	0	2	
61	88	FRACTURES INVOLVING MULTIPLE BODY REGIONS, AND OF UNSPECIFIED BODY REGION	Male	0	0	1	2	1	1	0	0	0	5	
			Female	0	0	0	0	0	0	0	0	0	0	
			Total	0	0	1	2	1	1	0	0	0	5	
62	89	INTRACRANIAL AND INTERNAL INJURY	Male	0	0	0	1	1	0	0	0	0	2	
			Female	0	0	0	0	0	0	0	0	0	0	
			Total	0	0	0	1	1	0	0	0	0	2	
63	90	CRUSHING INJURIES AND TRAUMATIC AMPUTATIONS OF SPECIFIED AND MULTIPLE BODY REGIONS	Male	0	0	1	0	1	0	0	0	0	2	
			Female	0	0	0	0	0	0	0	0	0	0	
			Total	0	0	1	0	1	0	0	0	0	2	
64	91	OTHER INJURIES OF SPECIFIED,UNSPECIFIED AND MULTIPLE BODY REGIONS	Male	0	0	1	2	2	0	1	1	0	7	
			Female	0	0	0	0	0	0	0	0	0	0	
			Total	0	0	1	2	2	0	1	1	0	7	
65	92	EFFECTS OF FOREIGN BODY ENTERING THROUGH NATURAL ORIFICE	Male	0	0	0	0	0	0	0	1	0	1	
			Female	0	0	0	0	0	0	0	0	0	0	
			Total	0	0	0	0	0	0	0	1	0	1	
66	93	RAILWAY ACCIDENTS	Male	0	1	0	2	4	1	0	0	0	8	
			Female	0	0	0	0	0	0	0	0	0	0	
			Total	0	1	0	2	4	1	0	0	0	8	
67	96	ALL OTHER TRANSPORT ACCIDENTS	Male	0	1	2	2	0	1	1	3	0	10	
			Female	0	0	0	0	0	0	0	0	0	0	
			Total	0	1	2	2	0	1	1	3	0	10	
68	97	ACCIDENTAL DROWING AND SUBMERSIONS	Male	0	0	0	2	4	1	1	0	0	8	
			Female	0	0	0	0	0	0	0	0	0	0	
			Total	0	0	0	2	4	1	1	0	0	8	

TABLE D-21 DEATHS BY SELECTED CAUSE OF DEATH, AGE, SEX AND HABITS-(RURAL & URBAN) - 2023

SL. No.	CAUSE ID	Selected cause of death	Sex	Age Group									Total	
				Below 15	15-24	25-34	35-44	45-54	55-64	65-69	70 & above	Age not Stated		
1	2	3	4	5	6	7	8	9	10	11	12	13	14	
69	98	EXPOSURE TO SMOKE, FIRE AND FLAMES	Male	0	0	0	0	0	1	0	0	0	0	1
			Female	0	0	0	0	0	0	0	0	0	0	0
			Total	0	0	0	0	0	1	0	0	0	0	0
70	100	ACCIDENTS CAUSED BY MACHINERY,AND BY CUTTING PIERCING INSTRUMENTS	Male	0	0	0	0	0	0	0	0	1	0	1
			Female	0	0	0	0	0	0	0	0	0	0	0
			Total	0	0	0	0	0	0	0	0	1	0	0
71	102	ACCIDENTAL POISONING BY AND EXPOSURE TO NOXIOUS SUBSTANCES	Male	0	0	3	1	1	0	1	0	0	0	6
			Female	0	0	0	1	0	0	0	0	0	0	1
			Total	0	0	3	2	1	0	1	0	0	0	7
72	104	SUN STROKE	Male	0	0	0	4	4	4	0	4	0	0	16
			Female	0	0	0	0	0	0	0	0	0	0	0
			Total	0	0	0	4	4	4	0	4	0	0	16
73	105	COVID 19 VIRUS NOT IDENTIFIED	Male	0	0	0	0	0	1	0	0	0	0	1
			Female	0	0	0	0	0	0	0	0	0	0	0
			Total	0	0	0	0	0	1	0	0	0	0	1
		<b>Total</b>	<b>Male</b>	<b>0</b>	<b>24</b>	<b>233</b>	<b>553</b>	<b>544</b>	<b>502</b>	<b>202</b>	<b>468</b>	<b>0</b>	<b>2526</b>	
			<b>Female</b>	<b>0</b>	<b>1</b>	<b>2</b>	<b>6</b>	<b>12</b>	<b>16</b>	<b>10</b>	<b>33</b>	<b>0</b>	<b>80</b>	
			<b>Total</b>	<b>0</b>	<b>1</b>	<b>1</b>	<b>2</b>	<b>2</b>	<b>1</b>	<b>0</b>	<b>1</b>	<b>0</b>	<b>2606</b>	
		<b>Smoking &amp; Drinking Alcohol</b>												
1	2	TYPHOID FEVER AND PARATYPHOID	Male	0	1	1	2	4	4	0	0	0	0	12
			Female	0	0	0	0	0	0	0	0	0	0	0
			Total	0	1	1	2	4	4	0	0	0	0	12
2	3	FOOD POISONING	Male	0	0	0	1	1	0	0	0	0	0	2
			Female	0	0	0	0	1	0	0	0	0	0	1
			Total	0	0	0	1	2	0	0	0	0	0	3
3	4	DIARRHOEA AND GASTROENTERITIS	Male	0	0	1	4	3	3	0	0	0	0	11
			Female	0	0	0	0	0	0	0	0	0	0	0
			Total	0	0	1	4	3	3	0	0	0	0	11
4	5	RESPIRATORY TUBERCULOSIS	Male	0	1	15	23	25	29	6	21	0	0	120
			Female	0	0	0	0	0	0	0	0	0	0	0
			Total	0	1	15	23	25	29	6	21	0	0	120
5	12	RABIES	Male	0	0	0	0	3	1	0	0	0	0	4
			Female	0	0	0	0	0	0	0	0	0	0	0
			Total	0	0	0	0	3	1	0	0	0	0	4
6	14	OTHER AND UNSPECIFIED NEOPLASM	Male	0	0	5	17	23	22	6	12	0	0	85
			Female	0	0	0	1	0	1	0	0	0	0	2
			Total	0	0	5	18	23	23	6	12	0	0	87
7	15	DIABETES MELLITUS	Male	0	0	2	38	36	38	15	14	0	0	143
			Female	0	0	0	0	1	0	0	0	0	0	1
			Total	0	0	2	38	37	38	15	14	0	0	144
8	16	OTHER ANAEMIAS(D50-D55,D57-D64	Male	0	1	4	7	8	6	2	7	0	0	35
			Female	0	0	0	0	0	0	0	0	0	0	0
			Total	0	1	4	7	8	6	2	7	0	0	35
9	17	OTHER VIRAL ENCEPHALITIS	Male	0	1	2	3	3	1	0	1	0	0	11
			Female	0	0	0	0	0	0	0	0	0	0	0
			Total	0	1	2	3	3	1	0	1	0	0	11
10	18	OTHER FORMS OF HEART DISEASES	Male	0	3	33	103	133	131	51	114	0	0	568
			Female	0	0	0	0	1	1	1	2	0	0	5
			Total	0	3	33	103	134	132	52	116	0	0	573
11	19	PNEUMONIA	Male	0	2	20	46	52	57	20	52	0	0	249
			Female	0	0	1	0	0	0	0	1	0	0	2
			Total	0	2	21	46	52	57	20	53	0	0	251
12	20	INFLUENZA	Male	0	0	0	1	0	2	0	0	0	0	3
			Female	0	0	0	0	0	0	0	0	0	0	0
			Total	0	0	0	1	0	2	0	0	0	0	3
13	21	ASTHMA	Male	0	0	3	18	28	63	26	78	0	0	216
			Female	0	0	0	0	0	1	1	3	0	0	5
			Total	0	0	3	18	28	64	27	81	0	0	221

TABLE D-21 DEATHS BY SELECTED CAUSE OF DEATH, AGE, SEX AND HABITS-(RURAL & URBAN) - 2023

SL. No.	CAUSE ID	Selected cause of death	Sex	Age Group									Total	
				Below 15	15-24	25-34	35-44	45-54	55-64	65-69	70 & above	Age not Stated		
1	2	3	4	5	6	7	8	9	10	11	12	13	14	
14	22	OTHER VIRAL HEPATITIS (Jaundice)	Male	0	0	11	24	14	10		2	1	0	62
			Female	0	0	0	0	0	0	0	0	0	0	0
			Total	0	0	11	24	14	10	2	1	0	0	62
15	23	DISEASES OF THE LIVER	Male	0	4	70	190	153	82	26	27	0	0	552
			Female	0	0	0	0	3	0	0	1	0	0	4
			Total	0	4	70	190	156	82	26	28	0	0	556
16	24	GASTRIC AND DUODENAL ULCER	Male	0	0	2	1	3	4	1	1	0	0	12
			Female	0	0	0	0	0	0	0	0	0	0	0
			Total	0	0	2	1	3	4	1	1	0	0	12
17	25	DISEASES OF APPENDIX	Male	0	0	1	5	4	0	0	0	0	0	10
			Female	0	0	0	0	0	0	0	0	0	0	0
			Total	0	0	1	5	4	0	0	0	0	0	10
18	26	Genital Urinary system	Male	0	0	1	0	1	3	0	0	0	0	5
			Female	0	0	0	0	0	0	0	0	0	0	0
			Total	0	0	1	0	1	3	0	0	0	0	5
19	30	CEREBROVASCULAR DISEASES	Male	0	0	7	22	33	35	17	39	0	0	153
			Female	0	0	0	1	0	1	1	0	0	0	3
			Total	0	0	7	23	33	36	18	39	0	0	156
20	31	SENILITY	Male	0	0	0	0	0	74	75	216	0	0	365
			Female	0	0	0	0	0	3	2	7	0	0	12
			Total	0	0	0	0	0	77	77	223	0	0	377
21	32	Others not else where classified	Male	0	8	47	37	35	24	7	10	0	0	168
			Female	0	0	0	0	0	0	0	0	0	0	0
			Total	0	8	47	37	35	24	7	10	0	0	168
22	33	BITES OF SNAKES AND OTHER VENOMOUS ANIMALS	Male	0	1	1	3	1	3	2	1	0	0	12
			Female	0	0	0	0	0	0	0	0	0	0	0
			Total	0	1	1	3	1	3	2	1	0	0	12
23	34	BURNS AND CORROSIONS	Male	0	0	0	3	1	2	0	0	0	0	6
			Female	0	0	0	0	0	0	0	0	0	0	0
			Total	0	0	0	3	1	2	0	0	0	0	6
24	35	ACCIDENTAL FALLS	Male	0	1	9	13	18	8	5	5	0	0	59
			Female	0	0	0	0	0	0	1	0	0	0	1
			Total	0	1	9	13	18	8	6	5	0	0	60
25	36	POISONINGS BY DRUGS AND BIOLOG	Male	0	7	21	29	27	19	5	14	0	0	122
			Female	0	0	0	0	0	0	0	0	0	0	0
			Total	0	7	21	29	27	19	5	14	0	0	122
26	37	MOTOR VEHICLE TRAFFIC ACCIDENT	Male	0	1	6	3	5	3	0	1	0	0	19
			Female	0	0	0	0	0	0	0	0	0	0	0
			Total	0	1	6	3	5	3	0	1	0	0	19
27	38	OTHER ROAD VEHICLE ACCIDENTS	Male	0	1	4	10	10	8	3	6	0	0	42
			Female	0	0	0	0	0	1	0	0	0	0	1
			Total	0	1	4	10	10	9	3	6	0	0	43
28	39	INTENTIONAL SELF-HARM(SUICIDE-ATTEMPTED)	Male	0	6	25	39	26	17	8	3	0	0	124
			Female	0	0	1	0	0	0	0	1	0	0	2
			Total	0	6	26	39	26	17	8	4	0	0	126
29	40	ASSAULT(HOMICIDE)	Male	0	4	3	1	2	1	0	1	0	0	12
			Female	0	0	0	0	0	0	0	0	0	0	0
			Total	0	4	3	1	2	1	0	1	0	0	12
30	42	Viral Fever	Male	0	0	0	2	0	0	1	0	0	0	3
			Female	0	0	0	0	0	0	0	0	0	0	0
			Total	0	0	0	2	0	0	1	0	0	0	3
31	43	RENAL FAILURE and OTHER DISORDERS OF KIDNEY AND URETER	Male	0	1	24	66	69	57	16	30	0	0	263
			Female	0	0	0	0	2	0	0	0	0	0	2
			Total	0	1	24	66	71	57	16	30	0	0	265
32	44	SEPTICAEMIA	Male	0	2	16	44	52	46	14	41	0	0	215
			Female	0	0	0	0	0	0	1	0	0	0	1
			Total	0	2	16	44	52	46	15	41	0	0	216

TABLE D-21 DEATHS BY SELECTED CAUSE OF DEATH, AGE, SEX AND HABITS-(RURAL & URBAN) - 2023

SL. No.	CAUSE ID	Selected cause of death	Sex	Age Group										Total
				Below 15	15-24	25-34	35-44	45-54	55-64	65-69	70 & above	Age not Stated		
1	2	3	4	5	6	7	8	9	10	11	12	13	14	
33	47	TUBERCULOSIS OF OTHER ORGANS AND MILIARY TUBERCULOSIS	Male	0	1	8	14	16	12	6	7	0	0	64
			Female	0	0	1	0	0	1	0	0	0	0	2
			Total	0	1	9	14	16	13	6	7	0	0	66
34	49	HUMAN IMMUNODEFICIENCY VIRUS[HIV]DISEASE	Male	0	0	0	7	8	0	2	1	0	0	18
			Female	0	0	0	0	0	0	0	0	0	0	0
			Total	0	0	0	7	8	0	2	1	0	0	18
35	50	MALIGNANT NEOPLASMS OF LIP, ORAL CAVITY AND PHARYNX	Male	0	0	7	11	17	38	10	18	0	0	101
			Female	0	0	0	0	0	0	0	0	0	0	0
			Total	0	0	7	11	17	38	10	18	0	0	101
36	51	MALIGNANT NEOPLASM OF OESOPHAGUS	Male	0	0	0	2	10	12	3	5	0	0	32
			Female	0	0	0	0	0	0	0	0	0	0	0
			Total	0	0	0	2	10	12	3	5	0	0	32
37	52	MALIGNANT NEOPLASM OF STOMACH	Male	0	0	4	2	9	13	8	7	0	0	43
			Female	0	0	0	0	1	0	0	0	0	0	1
			Total	0	0	4	2	10	13	8	7	0	0	44
38	53	MALIGNANT NEOPLASMS OF LIVER AND INTRAHEPATIC BILE DUCTS	Male	0	0	8	16	20	21	4	13	0	0	82
			Female	0	0	0	1	0	0	0	0	0	0	1
			Total	0	0	8	17	20	21	4	13	0	0	83
39	54	MALIGNANT NEOPLASMS OF LARYNX, TRACHEA, BRONCHUS AND LUNG	Male	0	0	3	4	22	37	16	22	0	0	104
			Female	0	0	0	0	0	0	0	0	0	0	0
			Total	0	0	3	4	22	37	16	22	0	0	104
40	57	MALIGNANT NEOPLASM OF PROSTATE	Male	0	0	0	0	0	1	0	1	0	0	2
			Female	0	0	0	0	0	0	0	0	0	0	0
			Total	0	0	0	0	0	1	0	1	0	0	2
41	58	MALIGNANT NEOPLASM OF BLADDER	Male	0	0	1	5	14	7	2	7	0	0	36
			Female	0	0	0	1	0	0	0	0	0	0	1
			Total	0	0	1	6	14	7	2	7	0	0	37
42	59	MALIGNANT NEOPLASMS OF MENINGES,BRAIN AND OTHER PARTS OF CENTRAL NERVOUS	Male	0	0	0	3	4	3	1	0	0	0	11
			Female	0	0	0	0	0	0	0	0	0	0	0
			Total	0	0	0	3	4	3	1	0	0	0	11
43	60	LEUKAEMIA	Male	0	0	0	1	0	5	1	3	0	0	10
			Female	0	0	0	0	0	0	0	0	0	0	0
			Total	0	0	0	1	0	5	1	3	0	0	10
44	61	OTHER PROTEIN-ENERGY MALNUTRITION	Male	0	0	1	4	3	5	5	2	0	0	20
			Female	0	0	0	0	0	0	0	1	0	0	1
			Total	0	0	1	4	3	5	5	3	0	0	21
45	62	DISORDERS OF THYROID GLAND	Male	0	0	0	0	1	0	2	0	0	0	3
			Female	0	0	0	0	0	0	0	0	0	0	0
			Total	0	0	0	0	1	0	2	0	0	0	3
46	63	SCHIZOPHRENIA, SCHIZOTYPAL & DELUSIONA and MENTAL BEHAVIOURAL DISORDERS	Male	0	0	0	2	1	0	2	0	0	0	5
			Female	0	0	0	0	0	0	0	0	0	0	0
			Total	0	0	0	2	1	0	2	0	0	0	5
47	64	OTHER INFLAMMATORY DISEASES OF THE CENTRAL NERVOUS SYSTEM	Male	0	1	1	3	8	11	2	8	0	0	34
			Female	0	0	0	0	0	0	0	0	0	0	0
			Total	0	1	1	3	8	11	2	8	0	0	34
48	65	EPILEPSY	Male	0	1	6	9	7	6	0	4	0	0	33
			Female	0	0	0	0	0	0	0	0	0	0	0
			Total	0	1	6	9	7	6	0	4	0	0	33
49	66	HYPERTENSIVE HEART DISEASES	Male	0	6	34	85	121	110	48	92	0	0	496
			Female	0	0	0	1	1	2	0	0	0	0	4
			Total	0	6	34	86	122	112	48	92	0	0	500
50	67	ACUTE MYOCARDIAL INFARCTION	Male	0	5	72	185	274	222	78	158	0	0	994
			Female	0	0	0	2	1	2	1	3	0	0	9
			Total	0	5	72	187	275	224	79	161	0	0	1003
51	68	ARTERIAL EMBOLISM AND THROMBOSISPHLEBITIS,THROMBOPHLEBITIS,VENOUS EMBOLISM AND THROMBOSIS	Male	0	0	0	2	2	1	1	4	0	0	10
			Female	0	0	0	0	0	0	0	0	0	0	0

TABLE D-21 DEATHS BY SELECTED CAUSE OF DEATH, AGE, SEX AND HABITS-(RURAL & URBAN) - 2023

SL. No.	CAUSE ID	Selected cause of death	Sex	Age Group									Total
				Below 15	15-24	25-34	35-44	45-54	55-64	65-69	70 & above	Age not Stated	
1	2	3	4	5	6	7	8	9	10	11	12	13	14
		THROMBOSIS	Total	0	0	0	2	2	1	1	4	0	10
52	69	BRONCHITIS ,BRONCHIOLITIS and UNSPECIFIED EMPHYSEMA	Male	0	0	4	12	14	18	12	23	0	83
			Female	0	0	0	0	0	0	0	1	0	1
			Total	0	0	4	12	14	18	12	24	0	84
53	70	PLEURISY	Male	0	0	0	0	0	1	0	0	0	1
			Female	0	0	0	0	0	0	0	0	0	0
			Total	0	0	0	0	0	1	0	0	0	1
54	71	PARALYTIC ILEUS AND INTESTINAL OBSTRUCTION WITHOUT HERNIA	Male	0	0	1	9	20	32	11	30	0	103
			Female	0	0	0	0	0	0	0	0	0	0
			Total	0	0	1	9	20	32	11	30	0	103
55	72	PERITONITIS	Male	0	0	1	2	3	1	1	2	0	10
			Female	0	0	0	0	0	0	0	0	0	0
			Total	0	0	1	2	3	1	1	2	0	10
56	73	CHOLELITHIASIS AND CHOLECYSTIT	Male	0	0	3	8	6	5	2	1	0	25
			Female	0	0	0	0	0	1	0	0	0	1
			Total	0	0	3	8	6	6	2	1	0	26
57	74	DISORDERS OF THE PANCREAS	Male	0	0	7	5	3	5	1	2	0	23
			Female	0	0	0	0	0	0	0	0	0	0
			Total	0	0	7	5	3	5	1	2	0	23
58	75	RHEUMATOID ARTHRITIS AND OTHER	Male	0	0	1	0	0	0	0	1	0	2
			Female	0	0	0	0	0	0	0	0	0	0
			Total	0	0	1	0	0	0	0	1	0	2
59	82	FEVER OF UNKNOWN ORIGIN	Male	0	0	4	7	10	9	4	1	0	35
			Female	0	0	0	0	0	0	0	1	0	1
			Total	0	0	4	7	10	9	4	2	0	36
60	83	SHOCK, NOT ELSEWHERE CLASSIFIE	Male	0	2	25	73	72	67	12	32	0	283
			Female	0	0	0	1	1	1	0	2	0	5
			Total	0	2	25	74	73	68	12	34	0	288
61	84	FRACTURE OF SKULL AND FACIAL B	Male	0	1	0	0	0	0	0	0	0	1
			Female	0	0	0	0	0	0	0	0	0	0
			Total	0	1	0	0	0	0	0	0	0	1
62	85	FRACTURE OF NECK, THORAX OR PEL	Male	0	0	0	0	1	0	0	1	0	2
			Female	0	0	0	0	0	0	0	0	0	0
			Total	0	0	0	0	1	0	0	1	0	2
63	86	FRACTURE OF UPPER LIMB	Male	0	0	0	1	0	0	0	1	0	2
			Female	0	0	0	0	0	0	0	0	0	0
			Total	0	0	0	1	0	0	0	1	0	2
64	87	FRACTURE OF LOWER LIMB	Male	0	0	0	0	1	1	0	0	0	2
			Female	0	0	0	0	0	0	0	0	0	0
			Total	0	0	0	0	1	1	0	0	0	2
65	88	FRACTURES INVOLVING MULTIPLE BODY REGIONS, AND OF UNSPECIFIED BODY REGION	Male	0	0	2	2	1	1	1	1	0	8
			Female	0	0	0	0	0	0	0	0	0	0
			Total	0	0	2	2	1	1	1	1	0	8
66	89	INTRACRANIAL AND INTERNAL INJU	Male	0	0	1	3	1	1	0	1	0	7
			Female	0	0	0	0	0	0	0	0	0	0
			Total	0	0	1	3	1	1	0	1	0	7
67	90	CRUSHING INJURIES AND TRAUMATIC AMPUTATIONS OF SPECIFIED AND MULTIPLE BODY REGIONS	Male	0	0	1	1	1	2	0	0	0	5
			Female	0	0	0	0	0	0	0	0	0	0
			Total	0	0	1	1	1	2	0	0	0	5
68	91	OTHER INJURIES OF SPECIFIED, UNSPECIFIED AND MULTIPLE BODY REGIONS	Male	0	1	1	5	1	1	1	1	0	11
			Female	0	0	0	0	0	0	0	1	0	1
			Total	0	1	1	5	1	1	1	2	0	12
69	92	EFFECTS OF FOREIGN BODY ENTERING THROUGH NATURAL ORIFICE	Male	0	0	0	1	0	1	0	1	0	3
			Female	0	0	0	0	0	0	0	0	0	0
			Total	0	0	0	1	0	1	0	1	0	3
70	93	RAILWAY ACCIDENTS	Male	0	1	1	2	3	1	0	1	0	9



TABLE D-21 DEATHS BY SELECTED CAUSE OF DEATH, AGE, SEX AND HABITS-(RURAL & URBAN) - 2023

SL. No.	CAUSE ID	Selected cause of death	Sex	Age Group									Total
				Below 15	15-24	25-34	35-44	45-54	55-64	65-69	70 & above	Age not Stated	
1	2	3	4	5	6	7	8	9	10	11	12	13	14
			Female	0	0	0	0	0	0	0	0	0	0
			Total	0	1	1	2	3	1	0	1	0	9
71	96	ALL OTHER TRANSPORT ACCIDENTS	Male	0	3	6	3	4	4	1	5	0	26
			Female	0	0	0	0	0	0	0	0	0	0
			Total	0	3	6	3	4	4	1	5	0	26
72	97	ACCIDENTAL DROWING AND SUBMERS	Male	0	0	5	7	4	4	1	1	0	22
			Female	0	0	0	0	0	0	0	0	0	0
			Total	0	0	5	7	4	4	1	1	0	22
73	98	EXPOSURE TO SMOKE, FIRE AND FLAMES	Male	0	0	0	0	0	1	0	0	0	1
			Female	0	0	0	0	0	0	0	0	0	0
			Total	0	0	0	0	0	1	0	0	0	1
74	100	ACCIDENTS CAUSED BY MACHINERY,AND BY CUTTING PIERCING INSTRUMENTS	Male	0	0	0	1	0	0	0	1	0	2
			Female	0	0	0	0	0	0	0	0	0	0
			Total	0	0	0	1	0	0	0	1	0	2
75	102	ACCIDENTAL POISOINING BY AND EXPOSURE TO NOXIOUS SUBSTANCES	Male	0	2	4	2	3	1	1	2	0	15
			Female	0	0	0	0	0	0	0	0	0	0
			Total	0	2	4	2	3	1	1	2	0	15
76	104	SUN STROKE	Male	0	0	0	3	5	7	0	9	0	24
			Female	0	0	0	0	0	0	0	0	0	0
			Total	0	0	0	3	5	7	0	9	0	24
77	105	COVID 19 VIRUS NOT IDENTIFIED	Male	0	0	0	0	0	1	0	0	0	1
			Female	0	0	0	0	0	0	0	0	0	0
			Total	0	0	0	0	0	1	0	0	0	1
78	106	DENGUE FEVER	Male	0	0	1	0	2	1	0	0	0	4
			Female	0	0	0	0	0	0	0	0	0	0
			Total	0	0	1	0	2	1	0	0	0	4
		<b>Total</b>	<b>Male</b>	<b>0</b>	<b>69</b>	<b>547</b>	<b>1257</b>	<b>1465</b>	<b>1422</b>	<b>547</b>	<b>1164</b>	<b>0</b>	<b>6471</b>
			<b>Female</b>	<b>0</b>	<b>0</b>	<b>3</b>	<b>8</b>	<b>12</b>	<b>15</b>	<b>8</b>	<b>24</b>	<b>0</b>	<b>70</b>
			<b>Total</b>	<b>0</b>	<b>1</b>	<b>1</b>	<b>2</b>	<b>4</b>	<b>4</b>	<b>0</b>	<b>0</b>	<b>0</b>	<b>6541</b>
		<b>Smoking,Chewing Arecnut &amp; Drinking Alcohol</b>											
1	2	TYPHOID FEVER AND PARATYPHOID	Male	0	1	1	2	1	2	0	0	0	7
			Female	0	0	0	0	0	0	0	0	0	0
			Total	0	1	1	2	1	2	0	0	0	7
2	3	FOOD POISONING	Male	0	0	0	0	0	0	0	0	0	0
			Female	0	0	0	0	1	0	0	0	0	1
			Total	0	0	0	0	1	0	0	0	0	1
3	4	DIARRHOEA AND GASTROENTERITIS	Male	0	0	1	1	2	1	0	0	0	5
			Female	0	0	0	0	0	0	0	0	0	0
			Total	0	0	1	1	2	1	0	0	0	5
4	5	RESPIRATORY TUBERCULOSIS	Male	0	0	4	8	8	8	2	9	0	39
			Female	0	0	0	0	0	0	0	0	0	0
			Total	0	0	4	8	8	8	2	9	0	39
5	12	RABIES	Male	0	0	0	0	1	0	0	0	0	1
			Female	0	0	0	0	0	0	0	0	0	0
			Total	0	0	0	0	1	0	0	0	0	1
6	14	OTHER AND UNSPECIFIED NEOPLASM	Male	0	0	3	7	6	8	1	1	0	26
			Female	0	0	0	0	0	1	0	0	0	1
			Total	0	0	3	7	6	9	1	1	0	27
7	15	DIABETES MELLITUS	Male	0	0	0	7	11	6	2	4	0	30
			Female	0	0	0	0	1	0	0	0	0	1
			Total	0	0	0	7	12	6	2	4	0	31
8	16	OTHER ANAEMIAS(D50-D55,D57-D64	Male	0	0	0	4	2	2	1	1	0	10
			Female	0	0	0	0	0	0	0	0	0	0
			Total	0	0	0	4	2	2	1	1	0	10
9	17	OTHER VIRAL ENCEPHALITIS	Male	0	0	0	2	1	0	0	1	0	4
			Female	0	0	0	0	0	0	0	0	0	0
			Total	0	0	0	2	1	0	0	1	0	4
10	18	OTHER FORMS OF HEART DISEASES	Male	0	1	7	37	35	32	17	36	0	165

TABLE D-21 DEATHS BY SELECTED CAUSE OF DEATH, AGE, SEX AND HABITS-(RURAL & URBAN) - 2023

SL. No.	CAUSE ID	Selected cause of death	Sex	Age Group										Total
				Below 15	15-24	25-34	35-44	45-54	55-64	65-69	70 & above	Age not Stated		
1	2	3	4	5	6	7	8	9	10	11	12	13	14	
			Female	0	0	0	0	1	1	1	2	0	5	
			Total	0	1	7	37	36	33	18	38	0	170	
11	19	PNEUMONIA	Male	0	0	7	14	13	14	3	11	0	62	
			Female	0	0	1	0	0	0	0	1	0	2	
			Total	0	0	8	14	13	14	3	12	0	64	
12	20	INFLUENZA	Male	0	0	0	0	0	2	0	0	0	2	
			Female	0	0	0	0	0	0	0	0	0	0	
			Total	0	0	0	0	0	2	0	0	0	2	
13	21	ASTHMA	Male	0	0	1	3	5	11	8	21	0	49	
			Female	0	0	0	0	0	0	0	2	0	2	
			Total	0	0	1	3	5	11	8	23	0	51	
14	22	OTHER VIRAL HEPATITIS (Jaundice)	Male	0	0	4	10	2	3	1	0	0	20	
			Female	0	0	0	0	0	0	0	0	0	0	
			Total	0	0	4	10	2	3	1	0	0	20	
15	23	DISEASES OF THE LIVER	Male	0	1	22	75	49	15	6	6	0	174	
			Female	0	0	0	0	3	0	0	1	0	4	
			Total	0	1	22	75	52	15	6	7	0	178	
16	24	GASTRIC AND DUODENAL ULCER	Male	0	0	0	1	0	0	0	0	0	1	
			Female	0	0	0	0	0	0	0	0	0	0	
			Total	0	0	0	1	0	0	0	0	0	1	
17	25	DISEASES OF APPENDIX	Male	0	0	0	3	1	0	0	0	0	4	
			Female	0	0	0	0	0	0	0	0	0	0	
			Total	0	0	0	3	1	0	0	0	0	4	
18	26	Genital Urinary system	Male	0	0	1	0	0	1	0	0	0	2	
			Female	0	0	0	0	0	0	0	0	0	0	
			Total	0	0	1	0	0	1	0	0	0	2	
19	30	CEREBROVASCULAR DISEASES	Male	0	0	2	8	7	9	2	4	0	32	
			Female	0	0	0	1	0	0	0	0	0	1	
			Total	0	0	2	9	7	9	2	4	0	33	
20	31	SENILITY	Male	0	0	0	0	0	17	19	53	0	89	
			Female	0	0	0	0	0	1	2	3	0	6	
			Total	0	0	0	0	0	18	21	56	0	95	
21	32	Others not else where classified	Male	0	5	16	17	12	8	3	2	0	63	
			Female	0	0	0	0	0	0	0	0	0	0	
			Total	0	5	16	17	12	8	3	2	0	63	
22	33	BITES OF SNAKES AND OTHER VENOMOUS ANIMALS	Male	0	1	1	0	0	0	1	1	0	4	
			Female	0	0	0	0	0	0	0	0	0	0	
			Total	0	1	1	0	0	0	1	1	0	4	
23	35	ACCIDENTAL FALLS	Male	0	0	2	2	5	2	0	3	0	14	
			Female	0	0	0	0	0	0	0	0	0	0	
			Total	0	0	2	2	5	2	0	3	0	14	
24	36	POISONINGS BY DRUGS AND BIOLOG	Male	0	1	5	8	6	6	1	6	0	33	
			Female	0	0	0	0	0	0	0	0	0	0	
			Total	0	1	5	8	6	6	1	6	0	33	
25	37	MOTOR VEHICLE TRAFFIC ACCIDENT	Male	0	0	0	1	0	0	0	0	0	1	
			Female	0	0	0	0	0	0	0	0	0	0	
			Total	0	0	0	1	0	0	0	0	0	1	
26	38	OTHER ROAD VEHICLE ACCIDENTS	Male	0	0	1	4	1	1	1	2	0	10	
			Female	0	0	0	0	0	1	0	0	0	1	
			Total	0	0	1	4	1	2	1	2	0	11	
27	39	INTENTIONAL SELF-HARM(SUICIDE-ATTEMPTED)	Male	0	3	7	7	5	4	2	2	0	30	
			Female	0	0	0	0	0	0	0	1	0	1	
			Total	0	3	7	7	5	4	2	3	0	31	
28	42	Viral Fever	Male	0	0	0	2	0	0	0	0	0	2	
			Female	0	0	0	0	0	0	0	0	0	0	
			Total	0	0	0	2	0	0	0	0	0	2	
29	43	RENAL FAILURE and OTHER DISORDERS OF KIDNEY AND URETER	Male	0	0	10	36	22	11	10	4	0	93	
			Female	0	0	0	0	1	0	0	0	0	1	

TABLE D-21 DEATHS BY SELECTED CAUSE OF DEATH, AGE, SEX AND HABITS-(RURAL & URBAN) - 2023

SL. No.	CAUSE ID	Selected cause of death	Sex	Age Group									Total
				Below 15	15-24	25-34	35-44	45-54	55-64	65-69	70 & above	Age not Stated	
1	2	3	4	5	6	7	8	9	10	11	12	13	14
			Total	0	0	10	36	23	11	10	4	0	94
30	44	SEPTICAEMIA	Male	0	0	4	12	12	5	3	8	0	44
			Female	0	0	0	0	0	0	0	0	0	0
			Total	0	0	4	12	12	5	3	8	0	44
31	47	TUBERCULOSIS OF OTHER ORGANS AND MILIARY TUBERCULOSIS	Male	0	0	3	4	6	1	0	2	0	16
			Female	0	0	0	0	0	0	0	0	0	0
			Total	0	0	3	4	6	1	0	2	0	16
32	49	HUMAN IMMUNODEFICIENCY VIRUS[HIV]DISEASE	Male	0	0	0	1	3	0	0	1	0	5
			Female	0	0	0	0	0	0	0	0	0	0
			Total	0	0	0	1	3	0	0	1	0	5
33	50	MALIGNANT NEOPLASMS OF LIP, ORAL CAVITY AND PHARYNX	Male	0	0	2	1	5	10	5	3	0	26
			Female	0	0	0	0	0	0	0	0	0	0
			Total	0	0	2	1	5	10	5	3	0	26
34	51	MALIGNANT NEOPLASM OF OESOPHAGUS	Male	0	0	0	0	2	0	1	0	0	3
			Female	0	0	0	0	0	0	0	0	0	0
			Total	0	0	0	0	2	0	1	0	0	3
35	52	MALIGNANT NEOPLASM OF STOMACH	Male	0	0	3	1	2	3	2	0	0	11
			Female	0	0	0	0	0	0	0	0	0	0
			Total	0	0	3	1	2	3	2	0	0	11
36	53	MALIGNANT NEOPLASMS OF LIVER AND INTRAHEPATIC BILE DUCTS	Male	0	0	3	6	8	2	0	1	0	20
			Female	0	0	0	1	0	0	0	0	0	1
			Total	0	0	3	7	8	2	0	1	0	21
37	54	MALIGNANT NEOPLASMS OF LARYNX, TRACHEA, BRONCHUS AND LUNG	Male	0	0	2	1	6	8	2	5	0	24
			Female	0	0	0	0	0	0	0	0	0	0
			Total	0	0	2	1	6	8	2	5	0	24
38	58	MALIGNANT NEOPLASM OF BLADDER	Male	0	0	1	2	4	2	0	0	0	9
			Female	0	0	0	0	0	0	0	0	0	0
			Total	0	0	1	2	4	2	0	0	0	9
39	59	MALIGNANT NEOPLASMS OF MENINGES,BRAIN AND OTHER PARTS OF CENTRAL NERVOUS	Male	0	0	0	0	2	2	0	0	0	4
			Female	0	0	0	0	0	0	0	0	0	0
			Total	0	0	0	0	2	2	0	0	0	4
40	60	LEUKAEMIA	Male	0	0	0	1	0	0	0	0	0	1
			Female	0	0	0	0	0	0	0	0	0	0
			Total	0	0	0	1	0	0	0	0	0	1
41	61	OTHER PROTEIN-ENERGY MALNUTRITION	Male	0	0	1	3	2	3	3	0	0	12
			Female	0	0	0	0	0	0	0	1	0	1
			Total	0	0	1	3	2	3	3	1	0	13
42	62	DISORDERS OF THYROID GLAND	Male	0	0	0	0	0	0	1	0	0	1
			Female	0	0	0	0	0	0	0	0	0	0
			Total	0	0	0	0	0	0	1	0	0	1
43	63	SCHIZOPHRENIA, SCHIZOTYPAL & DELUSIONA and MENTAL BEHAVIOURAL DISORDERS	Male	0	0	0	2	0	0	1	0	0	3
			Female	0	0	0	0	0	0	0	0	0	0
			Total	0	0	0	2	0	0	1	0	0	3
44	64	OTHER INFLAMMATORY DISEASES OF THE CENTRAL NERVOUS SYSTEM	Male	0	1	0	0	1	3	0	0	0	5
			Female	0	0	0	0	0	0	0	0	0	0
			Total	0	1	0	0	1	3	0	0	0	5
45	65	EPILEPSY	Male	0	0	2	1	2	1	0	1	0	7
			Female	0	0	0	0	0	0	0	0	0	0
			Total	0	0	2	1	2	1	0	1	0	7
46	66	HYPERTENSIVE HEART DISEASES	Male	0	6	14	46	51	46	16	28	0	207
			Female	0	0	0	1	1	1	0	0	0	3
			Total	0	6	14	47	52	47	16	28	0	210
47	67	ACUTE MYOCARDIAL INFARCTION	Male	0	1	26	56	63	54	18	52	0	270
			Female	0	0	0	1	1	1	0	2	0	5
			Total	0	1	26	57	64	55	18	54	0	275

TABLE D-21 DEATHS BY SELECTED CAUSE OF DEATH, AGE, SEX AND HABITS-(RURAL & URBAN) - 2023

SL. No.	CAUSE ID	Selected cause of death	Sex	Age Group									Total
				Below 15	15-24	25-34	35-44	45-54	55-64	65-69	70 & above	Age not Stated	
1	2	3	4	5	6	7	8	9	10	11	12	13	14
48	68	ARTERIAL EMBOLISM AND THROMBOSIS,PHLEBITIS,THROMBOPHLEBITIS,VENOUS EMBOLISM AND THROMBOSIS	Male	0	0	0	1	2	0	0	1	0	4
			Female	0	0	0	0	0	0	0	0	0	0
			Total	0	0	0	1	2	0	0	1	0	4
49	69	BRONCHITIS ,BRONCHIOLITIS and UNSPECIFIED EMPHYSEMA	Male	0	0	1	1	5	3	1	2	0	13
			Female	0	0	0	0	0	0	0	0	0	0
			Total	0	0	1	1	5	3	1	2	0	13
50	71	PARALYTIC ILEUS AND INTESTINAL OBSTRUCTION WITHOUT HERNIA	Male	0	0	1	4	8	11	6	9	0	39
			Female	0	0	0	0	0	0	0	0	0	0
			Total	0	0	1	4	8	11	6	9	0	39
51	73	CHOLELITHIASIS AND CHOLECYSTIT	Male	0	0	1	3	4	2	1	1	0	12
			Female	0	0	0	0	0	0	0	0	0	0
			Total	0	0	1	3	4	2	1	1	0	12
52	74	DISORDERS OF THE PANCREAS	Male	0	0	1	0	1	1	0	1	0	4
			Female	0	0	0	0	0	0	0	0	0	0
			Total	0	0	1	0	1	1	0	1	0	4
53	82	FEVER OF UNKNOWN ORIGIN	Male	0	0	1	2	1	1	2	1	0	8
			Female	0	0	0	0	0	0	0	1	0	1
			Total	0	0	1	2	1	1	2	2	0	9
54	83	SHOCK, NOT ELSEWHERE CLASSIFIED	Male	0	0	8	23	18	17	3	7	0	76
			Female	0	0	0	0	1	1	0	1	0	3
			Total	0	0	8	23	19	18	3	8	0	79
55	88	FRACTURES INVOLVING MULTIPLE BODY REGIONS, AND OF UNSPECIFIED BODY REGION	Male	0	0	1	1	1	1	0	0	0	4
			Female	0	0	0	0	0	0	0	0	0	0
			Total	0	0	1	1	1	1	0	0	0	4
56	89	INTRACRANIAL AND INTERNAL INJURY	Male	0	0	1	1	0	0	0	0	0	2
			Female	0	0	0	0	0	0	0	0	0	0
			Total	0	0	1	1	0	0	0	0	0	2
57	90	CRUSHING INJURIES AND TRAUMATIC AMPUTATIONS OF SPECIFIED AND MULTIPLE BODY REGIONS	Male	0	0	1	0	1	0	0	0	0	2
			Female	0	0	0	0	0	0	0	0	0	0
			Total	0	0	1	0	1	0	0	0	0	2
58	91	OTHER INJURIES OF SPECIFIED, UNSPECIFIED AND MULTIPLE BODY REGIONS	Male	0	0	1	1	0	0	1	1	0	4
			Female	0	0	0	0	0	0	0	0	0	0
			Total	0	0	1	1	0	0	1	1	0	4
59	92	EFFECTS OF FOREIGN BODY ENTERING THROUGH NATURAL ORIFICE	Male	0	0	0	0	0	0	0	1	0	1
			Female	0	0	0	0	0	0	0	0	0	0
			Total	0	0	0	0	0	0	0	1	0	1
60	93	RAILWAY ACCIDENTS	Male	0	1	0	2	2	0	0	0	0	5
			Female	0	0	0	0	0	0	0	0	0	0
			Total	0	1	0	2	2	0	0	0	0	5
61	96	ALL OTHER TRANSPORT ACCIDENTS	Male	0	1	2	0	1	2	1	1	0	8
			Female	0	0	0	0	0	0	0	0	0	0
			Total	0	1	2	0	1	2	1	1	0	8
62	97	ACCIDENTAL DROWING AND SUBMERSIONS	Male	0	0	2	1	1	1	0	0	0	5
			Female	0	0	0	0	0	0	0	0	0	0
			Total	0	0	2	1	1	1	0	0	0	5
63	98	EXPOSURE TO SMOKE, FIRE AND FLAMES	Male	0	0	0	0	0	1	0	0	0	1
			Female	0	0	0	0	0	0	0	0	0	0
			Total	0	0	0	0	0	1	0	0	0	1
64	100	ACCIDENTS CAUSED BY MACHINERY, AND BY CUTTING PIERCING INSTRUMENTS	Male	0	0	0	0	0	0	0	1	0	1
			Female	0	0	0	0	0	0	0	0	0	0
			Total	0	0	0	0	0	0	0	1	0	1
65	102	ACCIDENTAL POISONING BY AND EXPOSURE TO NOXIOUS SUBSTANCES	Male	0	0	2	1	1	0	0	1	0	5
			Female	0	0	0	0	0	0	0	0	0	0
			Total	0	0	2	1	1	0	0	1	0	5
66	104	SUN STROKE	Male	0	0	0	2	5	2	0	3	0	12

TABLE D-21 DEATHS BY SELECTED CAUSE OF DEATH, AGE, SEX AND HABITS-(RURAL & URBAN) - 2023

SL. No.	CAUSE ID	Selected cause of death	Sex	Age Group									Total
				Below 15	15-24	25-34	35-44	45-54	55-64	65-69	70 & above	Age not Stated	
1	2	3	4	5	6	7	8	9	10	11	12	13	14
			Female	0	0	0	0	0	0	0	0	0	0
			Total	0	0	0	2	5	2	0	3	0	12
67	105	COVID 19 VIRUS NOT IDENTIFIED	Male	0	0	0	0	0	1	0	0	0	1
			Female	0	0	0	0	0	0	0	0	0	0
			Total	0	0	0	0	0	1	0	0	0	1
		<b>Total</b>	<b>Male</b>	<b>0</b>	<b>23</b>	<b>179</b>	<b>439</b>	<b>415</b>	<b>346</b>	<b>147</b>	<b>298</b>	<b>0</b>	<b>1847</b>
			<b>Female</b>	<b>0</b>	<b>0</b>	<b>1</b>	<b>4</b>	<b>10</b>	<b>7</b>	<b>3</b>	<b>15</b>	<b>0</b>	<b>40</b>
			<b>Total</b>	<b>0</b>	<b>1</b>	<b>1</b>	<b>2</b>	<b>1</b>	<b>2</b>	<b>0</b>	<b>0</b>	<b>0</b>	<b>1887</b>
		<b>Smoking,Chewing Tobacco &amp; Arecanut</b>											
1	2	TYPHOID FEVER AND PARATYPHOID	Male	0	1	1	2	1	1	0	1	0	7
			Female	0	0	0	0	0	0	0	0	0	0
			Total	0	1	1	2	1	1	0	1	0	7
2	3	FOOD POISONING	Male	0	0	0	0	0	0	0	0	0	0
			Female	0	0	0	0	1	0	0	0	0	1
			Total	0	0	0	0	1	0	0	0	0	1
3	4	DIARRHOEA AND GASTROENTERITIS	Male	0	0	1	1	1	1	0	0	0	4
			Female	0	0	0	0	0	0	0	0	0	0
			Total	0	0	1	1	1	1	0	0	0	4
4	5	RESPIRATORY TUBERCULOSIS	Male	0	0	3	6	4	7	2	11	0	33
			Female	0	0	0	0	0	0	0	0	0	0
			Total	0	0	3	6	4	7	2	11	0	33
5	12	RABIES	Male	0	0	0	0	1	0	0	0	0	1
			Female	0	0	0	0	0	0	0	0	0	0
			Total	0	0	0	0	1	0	0	0	0	1
6	14	OTHER AND UNSPECIFIED NEOPLASM	Male	0	0	3	6	6	4	2	0	0	21
			Female	0	0	0	0	0	1	0	0	0	1
			Total	0	0	3	6	6	5	2	0	0	22
7	15	DIABETES MELLITUS	Male	0	0	0	8	6	8	2	3	0	27
			Female	0	0	0	0	1	0	0	0	0	1
			Total	0	0	0	8	7	8	2	3	0	28
8	16	OTHER ANAEMIAS(D50-D55,D57-D64)	Male	0	0	0	2	2	1	1	1	0	7
			Female	0	0	0	0	0	0	0	0	0	0
			Total	0	0	0	2	2	1	1	1	0	7
9	17	OTHER VIRAL ENCEPHALITIS	Male	0	0	0	2	1	0	0	0	0	3
			Female	0	0	0	0	0	0	0	0	0	0
			Total	0	0	0	2	1	0	0	0	0	3
10	18	OTHER FORMS OF HEART DISEASES	Male	0	1	6	32	31	27	16	38	0	151
			Female	0	0	0	0	1	1	1	4	0	7
			Total	0	1	6	32	32	28	17	42	0	158
11	19	PNEUMONIA	Male	0	0	7	14	9	13	4	8	0	55
			Female	0	0	1	0	0	0	0	1	0	2
			Total	0	0	8	14	9	13	4	9	0	57
12	20	INFLUENZA	Male	0	0	0	0	0	1	0	0	0	1
			Female	0	0	0	0	0	0	0	0	0	0
			Total	0	0	0	0	0	1	0	0	0	1
13	21	ASTHMA	Male	0	0	0	3	5	14	8	20	0	50
			Female	0	0	0	0	0	1	0	2	0	3
			Total	0	0	0	3	5	15	8	22	0	53
14	22	OTHER VIRAL HEPATITIS (Jaundice)	Male	0	0	1	9	2	3	0	0	0	15
			Female	0	0	0	0	0	0	0	0	0	0
			Total	0	0	1	9	2	3	0	0	0	15
15	23	DISEASES OF THE LIVER	Male	0	0	16	62	41	14	6	5	0	144
			Female	0	0	0	0	2	0	0	1	0	3
			Total	0	0	16	62	43	14	6	6	0	147
16	24	GASTRIC AND DUODENAL ULCER	Male	0	0	0	1	0	0	0	0	0	1
			Female	0	0	0	0	0	0	0	0	0	0
			Total	0	0	0	1	0	0	0	0	0	1
17	25	DISEASES OF APPENDIX	Male	0	0	0	2	1	0	0	0	0	3

TABLE D-21 DEATHS BY SELECTED CAUSE OF DEATH, AGE, SEX AND HABITS-(RURAL & URBAN) - 2023

SL. No.	CAUSE ID	Selected cause of death	Sex	Age Group									Total	
				Below 15	15-24	25-34	35-44	45-54	55-64	65-69	70 & above	Age not Stated		
1	2	3	4	5	6	7	8	9	10	11	12	13	14	
			Female	0	0	0	0	0	0	0	0	0	0	0
			Total	0	0	0	2	1	0	0	0	0	0	3
18	26	Genital Urinary system	Male	0	0	1	0	0	1	0	0	0	0	2
			Female	0	0	0	0	0	0	0	0	0	0	0
			Total	0	0	1	0	0	1	0	0	0	0	2
19	30	CEREBROVASCULAR DISEASES	Male	0	0	2	4	7	7	2	6	0	0	28
			Female	0	0	0	1	0	0	0	0	0	0	1
			Total	0	0	2	5	7	7	2	6	0	0	29
20	31	SENILITY	Male	0	0	0	0	0	13	14	53	0	0	80
			Female	0	0	0	0	0	1	3	4	0	0	8
			Total	0	0	0	0	0	14	17	57	0	0	88
21	32	Others not else where classified	Male	0	5	14	11	8	7	1	2	0	0	48
			Female	0	0	0	0	0	0	0	0	0	0	0
			Total	0	5	14	11	8	7	1	2	0	0	48
22	33	BITES OF SNAKES AND OTHER VENOMOUS ANIMALS	Male	0	0	0	0	0	0	1	0	0	0	1
			Female	0	0	0	0	0	0	0	0	0	0	0
			Total	0	0	0	0	0	0	1	0	0	0	1
23	35	ACCIDENTAL FALLS	Male	0	0	2	1	4	2	0	2	0	0	11
			Female	0	0	0	0	0	0	0	0	0	0	0
			Total	0	0	2	1	4	2	0	2	0	0	11
24	36	POISONINGS BY DRUGS AND BIOLOG	Male	0	1	3	5	5	6	1	6	0	0	27
			Female	0	0	0	0	0	0	0	0	0	0	0
			Total	0	1	3	5	5	6	1	6	0	0	27
25	37	MOTOR VEHICLE TRAFFIC ACCIDENT	Male	0	0	0	1	0	0	0	1	0	0	2
			Female	0	0	0	0	0	0	0	0	0	0	0
			Total	0	0	0	1	0	0	0	1	0	0	2
26	38	OTHER ROAD VEHICLE ACCIDENTS	Male	0	0	1	5	0	1	1	2	0	0	10
			Female	0	0	0	0	0	0	0	0	0	0	0
			Total	0	0	1	5	0	1	1	2	0	0	10
27	39	INTENTIONAL SELF-HARM(SUICIDE-ATTEMPTED)	Male	0	2	6	5	6	3	1	2	0	0	25
			Female	0	0	0	0	0	0	0	1	0	0	1
			Total	0	2	6	5	6	3	1	3	0	0	26
28	42	Viral Fever	Male	0	0	0	2	0	0	0	0	0	0	2
			Female	0	0	0	0	0	0	0	0	0	0	0
			Total	0	0	0	2	0	0	0	0	0	0	2
29	43	RENAL FAILURE and OTHER DISORDERS OF KIDNEY AND URETER	Male	0	0	10	28	15	7	5	6	0	0	71
			Female	0	0	0	0	1	0	0	0	0	0	1
			Total	0	0	10	28	16	7	5	6	0	0	72
30	44	SEPTICAEMIA	Male	0	0	3	10	8	4	2	7	0	0	34
			Female	0	0	0	0	0	0	0	0	0	0	0
			Total	0	0	3	10	8	4	2	7	0	0	34
31	47	TUBERCULOSIS OF OTHER ORGANS AND MILIARY TUBERCULOSIS	Male	0	0	1	4	5	1	0	0	0	0	11
			Female	0	0	0	0	0	0	0	0	0	0	0
			Total	0	0	1	4	5	1	0	0	0	0	11
32	49	HUMAN IMMUNODEFICIENCY VIRUS[HIV]DISEASE	Male	0	0	0	1	3	1	0	1	0	0	6
			Female	0	0	0	0	0	0	0	0	0	0	0
			Total	0	0	0	1	3	1	0	1	0	0	6
33	50	MALIGNANT NEOPLASMS OF LIP, ORAL CAVITY AND PHARYNX	Male	0	0	2	2	5	9	4	3	0	0	25
			Female	0	0	0	0	0	0	0	0	0	0	0
			Total	0	0	2	2	5	9	4	3	0	0	25
34	51	MALIGNANT NEOPLASM OF OESOPHAGUS	Male	0	0	0	0	2	1	1	0	0	0	4
			Female	0	0	0	0	0	0	0	0	0	0	0
			Total	0	0	0	0	2	1	1	0	0	0	4
35	52	MALIGNANT NEOPLASM OF STOMACH	Male	0	0	2	1	4	2	2	1	0	0	12
			Female	0	0	0	0	0	0	0	0	0	0	0
			Total	0	0	2	1	4	2	2	1	0	0	12
36	53	MALIGNANT NEOPLASMS OF LIVER AND INTRAHEPATIC BILE DUCTS	Male	0	0	3	5	6	4	0	0	0	0	18
			Female	0	0	0	1	0	0	0	0	0	0	1

TABLE D-21 DEATHS BY SELECTED CAUSE OF DEATH, AGE, SEX AND HABITS-(RURAL & URBAN) - 2023

SL. No.	CAUSE ID	Selected cause of death	Sex	Age Group									Total
				Below 15	15-24	25-34	35-44	45-54	55-64	65-69	70 & above	Age not Stated	
1	2	3	4	5	6	7	8	9	10	11	12	13	14
			Total	0	0	3	6	6	4	0	0	0	19
37	54	MALIGNANT NEOPLASMS OF LARYNX, TRACHEA, BRONCHUS AND LUNG	Male	0	0	0	1	5	11	2	7	0	26
			Female	0	0	0	0	0	0	0	0	0	0
			Total	0	0	0	1	5	11	2	7	0	26
38	58	MALIGNANT NEOPLASM OF BLADDER	Male	0	0	1	1	4	2	0	0	0	8
			Female	0	0	0	0	0	0	0	0	0	0
			Total	0	0	1	1	4	2	0	0	0	8
39	59	MALIGNANT NEOPLASMS OF MENINGES,BRAIN AND OTHER PARTS OF CENTRAL NERVOUS	Male	0	0	0	0	1	2	0	0	0	3
			Female	0	0	0	0	0	0	0	0	0	0
			Total	0	0	0	0	1	2	0	0	0	3
40	60	LEUKAEMIA	Male	0	0	0	1	0	0	0	0	0	1
			Female	0	0	0	0	0	0	0	0	0	0
			Total	0	0	0	1	0	0	0	0	0	1
41	61	OTHER PROTEIN-ENERGY MALNUTRITION	Male	0	0	1	3	2	0	3	0	0	9
			Female	0	0	0	0	0	0	0	2	0	2
			Total	0	0	1	3	2	0	3	2	0	11
42	63	SCHIZOPHRENIA, SCHIZOTYPAL & DELUSIONA and MENTAL BEHAVIOURAL DISORDERS	Male	0	0	0	2	0	0	1	0	0	3
			Female	0	0	0	0	0	0	0	0	0	0
			Total	0	0	0	2	0	0	1	0	0	3
43	64	OTHER INFLAMMATORY DISEASES OF THE CENTRAL NERVOUS SYSTEM	Male	0	0	1	0	2	3	0	0	0	6
			Female	0	0	0	0	0	0	0	0	0	0
			Total	0	0	1	0	2	3	0	0	0	6
44	65	EPILEPSY	Male	0	0	1	1	2	1	1	1	0	7
			Female	0	0	0	0	0	0	0	0	0	0
			Total	0	0	1	1	2	1	1	1	0	7
45	66	HYPERTENSIVE HEART DISEASES	Male	0	5	8	39	43	39	14	35	0	183
			Female	0	0	0	1	1	2	1	0	0	5
			Total	0	5	8	40	44	41	15	35	0	188
46	67	ACUTE MYOCARDIAL INFARCTION	Male	0	1	19	49	46	47	16	49	0	227
			Female	0	0	0	1	2	1	0	3	0	7
			Total	0	1	19	50	48	48	16	52	0	234
47	68	ARTERIAL EMBOLISM AND THROMBOSIS,PHLEBITIS,THROMBOPHLEBITIS,VENOUS EMBOLISM AND THROMBOSIS	Male	0	0	0	1	2	0	0	2	0	5
			Female	0	0	0	0	0	0	0	0	0	0
			Total	0	0	0	1	2	0	0	2	0	5
48	69	BRONCHITIS ,BRONCHIOLITIS and UNSPECIFIED EMPHYSEMA	Male	0	0	1	0	4	3	1	1	0	10
			Female	0	0	0	0	0	0	0	0	0	0
			Total	0	0	1	0	4	3	1	1	0	10
49	71	PARALYTIC ILEUS AND INTESTINAL OBSTRUCTION WITHOUT HERNIA	Male	0	0	1	2	7	11	4	9	0	34
			Female	0	0	0	0	0	0	0	0	0	0
			Total	0	0	1	2	7	11	4	9	0	34
50	73	CHOLELITHIASIS AND CHOLECYSTIT	Male	0	0	1	3	3	2	1	1	0	11
			Female	0	0	0	0	0	0	0	0	0	0
			Total	0	0	1	3	3	2	1	1	0	11
51	74	DISORDERS OF THE PANCREAS	Male	0	0	1	0	0	1	0	1	0	3
			Female	0	0	0	0	0	0	0	0	0	0
			Total	0	0	1	0	0	1	0	1	0	3
52	82	FEVER OF UNKNOWN ORIGIN	Male	0	0	1	1	1	1	2	1	0	7
			Female	0	0	0	0	0	0	0	0	0	0
			Total	0	0	1	1	1	1	2	1	0	7
53	83	SHOCK, NOT ELSEWHERE CLASSIFIED	Male	0	0	8	18	17	13	2	8	0	66
			Female	0	0	0	0	1	1	0	1	0	3
			Total	0	0	8	18	18	14	2	9	0	69
54	88	FRACTURES INVOLVING MULTIPLE BODY REGIONS, AND OF UNSPECIFIED BODY REGION	Male	0	0	1	1	1	1	0	0	0	4
			Female	0	0	0	0	0	0	0	0	0	0
			Total	0	0	1	1	1	1	0	0	0	4

TABLE D-21 DEATHS BY SELECTED CAUSE OF DEATH, AGE, SEX AND HABITS-(RURAL & URBAN) - 2023

SL. No.	CAUSE ID	Selected cause of death	Sex	Age Group									Total	
				Below 15	15-24	25-34	35-44	45-54	55-64	65-69	70 & above	Age not Stated		
1	2	3	4	5	6	7	8	9	10	11	12	13	14	
55	89	INTRACRANIAL AND INTERNAL INJU	Male	0	0	0	1	0	0	0	0	0	0	1
			Female	0	0	0	0	0	0	0	0	0	0	0
			Total	0	0	0	1	0	0	0	0	0	0	0
56	90	CRUSHING INJURIES AND TRAUMATIC AMPUTATIONS OF SPECIFIED AND MULTIPLE BODY REGIONS	Male	0	0	1	0	1	0	0	0	0	0	2
			Female	0	0	0	0	0	0	0	0	0	0	0
			Total	0	0	1	0	1	0	0	0	0	0	0
57	91	OTHER INJURIES OF SPECIFIED, UNSPECIFIED AND MULTIPLE BODY REGIONS	Male	0	0	1	1	0	0	1	1	0	0	4
			Female	0	0	0	0	0	0	0	0	0	0	0
			Total	0	0	1	1	0	0	1	1	0	0	4
58	92	EFFECTS OF FOREIGN BODY ENTERING THROUGH NATURAL ORIFICE	Male	0	0	0	0	0	0	0	0	1	0	1
			Female	0	0	0	0	0	0	0	0	0	0	0
			Total	0	0	0	0	0	0	0	0	1	0	1
59	93	RAILWAY ACCIDENTS	Male	0	1	0	2	3	0	0	0	0	0	6
			Female	0	0	0	0	0	0	0	0	0	0	0
			Total	0	1	0	2	3	0	0	0	0	0	6
60	96	ALL OTHER TRANSPORT ACCIDENTS	Male	0	1	2	0	0	1	1	2	0	0	7
			Female	0	0	0	0	0	0	0	0	0	0	0
			Total	0	1	2	0	0	1	1	2	0	0	7
61	97	ACCIDENTAL DROWING AND SUBMERS	Male	0	0	0	1	1	1	0	0	0	0	3
			Female	0	0	0	0	0	0	0	0	0	0	0
			Total	0	0	0	1	1	1	0	0	0	0	3
62	98	EXPOSURE TO SMOKE, FIRE AND FLAMES	Male	0	0	0	0	0	1	0	0	0	0	1
			Female	0	0	0	0	0	0	0	0	0	0	0
			Total	0	0	0	0	0	1	0	0	0	0	1
63	100	ACCIDENTS CAUSED BY MACHINERY, AND BY CUTTING PIERCING INSTRUMENTS	Male	0	0	0	0	0	0	0	0	1	0	1
			Female	0	0	0	0	0	0	0	0	0	0	0
			Total	0	0	0	0	0	0	0	1	0	0	1
64	102	ACCIDENTAL POISONING BY AND EXPOSURE TO NOXIOUS SUBSTANCES	Male	0	0	2	1	0	0	0	0	0	0	3
			Female	0	0	0	0	0	0	0	0	0	0	0
			Total	0	0	2	1	0	0	0	0	0	0	3
65	104	SUN STROKE	Male	0	0	0	2	4	2	0	2	0	0	10
			Female	0	0	0	0	0	0	0	0	0	0	0
			Total	0	0	0	2	4	2	0	2	0	0	10
66	105	COVID 19 VIRUS NOT IDENTIFIED	Male	0	0	0	0	0	1	0	0	0	0	1
			Female	0	0	0	0	0	0	0	0	0	0	0
			Total	0	0	0	0	0	1	0	0	0	0	1
		<b>Total</b>	<b>Male</b>	<b>0</b>	<b>18</b>	<b>139</b>	<b>366</b>	<b>338</b>	<b>306</b>	<b>125</b>	<b>301</b>	<b>0</b>	<b>1593</b>	
			<b>Female</b>	<b>0</b>	<b>0</b>	<b>1</b>	<b>4</b>	<b>10</b>	<b>8</b>	<b>5</b>	<b>19</b>	<b>0</b>	<b>47</b>	
			<b>Total</b>	<b>0</b>	<b>1</b>	<b>1</b>	<b>2</b>	<b>1</b>	<b>1</b>	<b>0</b>	<b>1</b>	<b>0</b>	<b>1640</b>	
			<b>Smoking, Chewing Tobacco &amp; Drinking Alcohol</b>											
1	2	TYPHOID FEVER AND PARATYPHOID	Male	0	1	1	2	2	1	0	0	0	0	7
			Female	0	0	0	0	0	0	0	0	0	0	0
			Total	0	1	1	2	2	1	0	0	0	0	7
2	3	FOOD POISONING	Male	0	0	0	1	0	0	0	0	0	0	1
			Female	0	0	0	0	1	0	0	0	0	0	1
			Total	0	0	0	1	1	0	0	0	0	0	2
3	4	DIARRHOEA AND GASTROENTERITIS	Male	0	0	1	2	1	3	0	0	0	0	7
			Female	0	0	0	0	0	0	0	0	0	0	0
			Total	0	0	1	2	1	3	0	0	0	0	7
4	5	RESPIRATORY TUBERCULOSIS	Male	0	0	5	8	6	9	2	8	0	0	38
			Female	0	0	0	0	0	0	0	0	0	0	0
			Total	0	0	5	8	6	9	2	8	0	0	38
5	12	RABIES	Male	0	0	0	0	1	0	0	0	0	0	1
			Female	0	0	0	0	0	0	0	0	0	0	0
			Total	0	0	0	0	1	0	0	0	0	0	1
6	14	OTHER AND UNSPECIFIED NEOPLASM	Male	0	0	4	9	9	5	1	2	0	0	30



TABLE D-21 DEATHS BY SELECTED CAUSE OF DEATH, AGE, SEX AND HABITS-(RURAL & URBAN) - 2023

SL. No.	CAUSE ID	Selected cause of death	Sex	Age Group										Total
				Below 15	15-24	25-34	35-44	45-54	55-64	65-69	70 & above	Age not Stated		
1	2	3	4	5	6	7	8	9	10	11	12	13	14	
			Female	0	0	0	0	0	1	0	0	0	1	
			Total	0	0	4	9	9	6	1	2	0	31	
7	15	DIABETES MELLITUS	Male	0	0	0	11	13	11	2	3	0	40	
			Female	0	0	0	0	1	0	0	0	0	1	
			Total	0	0	0	11	14	11	2	3	0	41	
8	16	OTHER ANAEMIAS(D50-D55,D57-D64)	Male	0	0	1	3	5	1	1	1	0	12	
			Female	0	0	0	0	0	0	0	0	0	0	
			Total	0	0	1	3	5	1	1	1	0	12	
9	17	OTHER VIRAL ENCEPHALITIS	Male	0	0	2	2	1	0	0	0	0	5	
			Female	0	0	0	0	0	0	0	0	0	0	
			Total	0	0	2	2	1	0	0	0	0	5	
10	18	OTHER FORMS OF HEART DISEASES	Male	0	1	13	44	43	38	19	33	0	191	
			Female	0	0	0	0	1	0	1	2	0	4	
			Total	0	1	13	44	44	38	20	35	0	195	
11	19	PNEUMONIA	Male	0	0	8	15	10	13	5	12	0	63	
			Female	0	0	1	0	0	0	0	1	0	2	
			Total	0	0	9	15	10	13	5	13	0	65	
12	20	INFLUENZA	Male	0	0	0	0	0	1	0	0	0	1	
			Female	0	0	0	0	0	0	0	0	0	0	
			Total	0	0	0	0	0	1	0	0	0	1	
13	21	ASTHMA	Male	0	0	0	7	10	21	12	24	0	74	
			Female	0	0	0	0	0	1	0	3	0	4	
			Total	0	0	0	7	10	22	12	27	0	78	
14	22	OTHER VIRAL HEPATITIS (Jaundice)	Male	0	0	3	11	4	4	1	0	0	23	
			Female	0	0	0	0	0	0	0	0	0	0	
			Total	0	0	3	11	4	4	1	0	0	23	
15	23	DISEASES OF THE LIVER	Male	0	0	31	80	49	19	9	6	0	194	
			Female	0	0	0	0	2	0	0	1	0	3	
			Total	0	0	31	80	51	19	9	7	0	197	
16	24	GASTRIC AND DUODENAL ULCER	Male	0	0	0	1	0	0	0	1	0	2	
			Female	0	0	0	0	0	0	0	0	0	0	
			Total	0	0	0	1	0	0	0	1	0	2	
17	25	DISEASES OF APPENDIX	Male	0	0	1	3	1	0	0	0	0	5	
			Female	0	0	0	0	0	0	0	0	0	0	
			Total	0	0	1	3	1	0	0	0	0	5	
18	26	Genital Urinary system	Male	0	0	1	0	0	1	0	0	0	2	
			Female	0	0	0	0	0	0	0	0	0	0	
			Total	0	0	1	0	0	1	0	0	0	2	
19	30	CEREBROVASCULAR DISEASES	Male	0	0	2	6	8	9	3	5	0	33	
			Female	0	0	0	1	0	0	1	0	0	2	
			Total	0	0	2	7	8	9	4	5	0	35	
20	31	SENILITY	Male	0	0	0	0	0	20	20	58	0	98	
			Female	0	0	0	0	0	1	2	5	0	8	
			Total	0	0	0	0	0	21	22	63	0	106	
21	32	Others not else where classified	Male	0	5	21	16	11	8	2	2	0	65	
			Female	0	0	0	0	0	0	0	0	0	0	
			Total	0	5	21	16	11	8	2	2	0	65	
22	33	BITES OF SNAKES AND OTHER VENOMOUS ANIMALS	Male	0	0	0	0	0	1	1	0	0	2	
			Female	0	0	0	0	0	0	0	0	0	0	
			Total	0	0	0	0	0	1	1	0	0	2	
23	34	BURNS AND CORROSIONS	Male	0	0	0	0	1	1	0	0	0	2	
			Female	0	0	0	0	0	0	0	0	0	0	
			Total	0	0	0	0	1	1	0	0	0	2	
24	35	ACCIDENTAL FALLS	Male	0	0	6	5	7	1	0	2	0	21	
			Female	0	0	0	0	0	0	1	0	0	1	
			Total	0	0	6	5	7	1	1	2	0	22	
25	36	POISONINGS BY DRUGS AND BIOLOG	Male	0	2	4	7	5	8	1	7	0	34	
			Female	0	0	0	0	0	0	0	0	0	0	

TABLE D-21 DEATHS BY SELECTED CAUSE OF DEATH, AGE, SEX AND HABITS-(RURAL & URBAN) - 2023

SL. No.	CAUSE ID	Selected cause of death	Sex	Age Group									Total
				Below 15	15-24	25-34	35-44	45-54	55-64	65-69	70 & above	Age not Stated	
1	2	3	4	5	6	7	8	9	10	11	12	13	14
			Total	0	2	4	7	5	8	1	7	0	34
26	37	MOTOR VEHICLE TRAFFIC ACCIDENT	Male	0	1	1	1	0	1	0	0	0	4
			Female	0	0	0	0	0	0	0	0	0	0
			Total	0	1	1	1	0	1	0	0	0	4
27	38	OTHER ROAD VEHICLE ACCIDENTS	Male	0	0	1	6	2	1	1	2	0	13
			Female	0	0	0	0	0	0	0	0	0	0
			Total	0	0	1	6	2	1	1	2	0	13
28	39	INTENTIONAL SELF-HARM(SUICIDE-ATTEMPTED)	Male	0	2	10	14	7	5	1	2	0	41
			Female	0	0	0	0	0	0	0	1	0	1
			Total	0	2	10	14	7	5	1	3	0	42
29	40	ASSAULT(HOMICIDE)	Male	0	0	0	0	1	0	0	0	0	1
			Female	0	0	0	0	0	0	0	0	0	0
			Total	0	0	0	0	1	0	0	0	0	1
30	42	Viral Fever	Male	0	0	0	2	0	0	0	0	0	2
			Female	0	0	0	0	0	0	0	0	0	0
			Total	0	0	0	2	0	0	0	0	0	2
31	43	RENAL FAILURE and OTHER DISORDERS OF KIDNEY AND URETER	Male	0	0	9	38	24	15	7	8	0	101
			Female	0	0	0	0	2	0	0	0	0	2
			Total	0	0	9	38	26	15	7	8	0	103
32	44	SEPTICAEMIA	Male	0	0	4	10	14	9	2	8	0	47
			Female	0	0	0	0	0	0	0	0	0	0
			Total	0	0	4	10	14	9	2	8	0	47
33	47	TUBERCULOSIS OF OTHER ORGANS AND MILIARY TUBERCULOSIS	Male	0	0	2	4	6	1	1	1	0	15
			Female	0	0	1	0	0	1	0	0	0	2
			Total	0	0	3	4	6	2	1	1	0	17
34	49	HUMAN IMMUNODEFICIENCY VIRUS[HIV]DISEASE	Male	0	0	0	2	4	0	1	1	0	8
			Female	0	0	0	0	0	0	0	0	0	0
			Total	0	0	0	2	4	0	1	1	0	8
35	50	MALIGNANT NEOPLASMS OF LIP, ORAL CAVITY AND PHARYNX	Male	0	0	5	8	8	12	5	4	0	42
			Female	0	0	0	0	0	0	0	0	0	0
			Total	0	0	5	8	8	12	5	4	0	42
36	51	MALIGNANT NEOPLASM OF OESOPHAGUS	Male	0	0	0	0	2	3	1	0	0	6
			Female	0	0	0	0	0	0	0	0	0	0
			Total	0	0	0	0	2	3	1	0	0	6
37	52	MALIGNANT NEOPLASM OF STOMACH	Male	0	0	2	1	4	2	3	1	0	13
			Female	0	0	0	0	1	0	0	0	0	1
			Total	0	0	2	1	5	2	3	1	0	14
38	53	MALIGNANT NEOPLASMS OF LIVER AND INTRAHEPATIC BILE DUCTS	Male	0	0	5	6	9	5	0	0	0	25
			Female	0	0	0	1	0	0	0	0	0	1
			Total	0	0	5	7	9	5	0	0	0	26
39	54	MALIGNANT NEOPLASMS OF LARYNX, TRACHEA, BRONCHUS AND LUNG	Male	0	0	0	1	5	12	2	8	0	28
			Female	0	0	0	0	0	0	0	0	0	0
			Total	0	0	0	1	5	12	2	8	0	28
40	57	MALIGNANT NEOPLASM OF PROSTATE	Male	0	0	0	0	0	1	0	0	0	1
			Female	0	0	0	0	0	0	0	0	0	0
			Total	0	0	0	0	0	1	0	0	0	1
41	58	MALIGNANT NEOPLASM OF BLADDER	Male	0	0	1	3	7	3	0	1	0	15
			Female	0	0	0	0	0	0	0	0	0	0
			Total	0	0	1	3	7	3	0	1	0	15
42	59	MALIGNANT NEOPLASMS OF MENINGES,BRAIN AND OTHER PARTS OF CENTRAL NERVOUS	Male	0	0	0	0	1	1	0	0	0	2
			Female	0	0	0	0	0	0	0	0	0	0
			Total	0	0	0	0	1	1	0	0	0	2
43	60	LEUKAEMIA	Male	0	0	0	1	0	0	0	0	0	1
			Female	0	0	0	0	0	0	0	0	0	0
			Total	0	0	0	1	0	0	0	0	0	1
44	61	OTHER PROTEIN-ENERGY	Male	0	0	1	3	3	1	3	0	0	11

TABLE D-21 DEATHS BY SELECTED CAUSE OF DEATH, AGE, SEX AND HABITS-(RURAL & URBAN) - 2023

SL. No.	CAUSE ID	Selected cause of death	Sex	Age Group									Total	
				Below 15	15-24	25-34	35-44	45-54	55-64	65-69	70 & above	Age not Stated		
1	2	3	4	5	6	7	8	9	10	11	12	13	14	
		MALNUTRITION	Female	0	0	0	0	0	0	0	1	0	0	1
			Total	0	0	1	3	3	1	3	1	0	0	12
45	62	DISORDERS OF THYROID GLAND	Male	0	0	0	0	1	0	0	0	0	0	1
			Female	0	0	0	0	0	0	0	0	0	0	0
			Total	0	0	0	0	1	0	0	0	0	0	1
46	63	SCHIZOPHRENIA, SCHIZOTYPAL & DELUSIONA and MENTAL BEHAVIOURAL DISORDERS	Male	0	0	0	2	0	0	1	0	0	0	3
			Female	0	0	0	0	0	0	0	0	0	0	0
			Total	0	0	0	2	0	0	1	0	0	0	3
47	64	OTHER INFLAMMATORY DISEASES OF THE CENTRAL NERVOUS SYSTEM	Male	0	0	0	1	3	4	0	1	0	0	9
			Female	0	0	0	0	0	0	0	0	0	0	0
			Total	0	0	0	1	3	4	0	1	0	0	9
48	65	EPILEPSY	Male	0	0	1	1	2	0	0	1	0	0	5
			Female	0	0	0	0	0	0	0	0	0	0	0
			Total	0	0	1	1	2	0	0	1	0	0	5
49	66	HYPERTENSIVE HEART DISEASES	Male	0	5	14	49	54	44	20	38	0	0	224
			Female	0	0	0	1	1	1	0	0	0	0	3
			Total	0	5	14	50	55	45	20	38	0	0	227
50	67	ACUTE MYOCARDIAL INFARCTION	Male	0	2	32	78	78	75	21	54	0	0	340
			Female	0	0	0	1	1	2	1	2	0	0	7
			Total	0	2	32	79	79	77	22	56	0	0	347
51	68	ARTERIAL EMBOLISM AND THROMBOSISPHLEBITIS,THROMBOPHLEBITIS,VENOUS EMBOLISM AND THROMBOSIS	Male	0	0	0	2	2	1	0	2	0	0	7
			Female	0	0	0	0	0	0	0	0	0	0	0
			Total	0	0	0	2	2	1	0	2	0	0	7
52	69	BRONCHITIS ,BRONCHIOLITIS and UNSPECIFIED EMPHYSEMA	Male	0	0	1	1	8	3	1	3	0	0	17
			Female	0	0	0	0	0	0	0	0	0	0	0
			Total	0	0	1	1	8	3	1	3	0	0	17
53	71	PARALYTIC ILEUS AND INTESTINAL OBSTRUCTION WITHOUT HERNIA	Male	0	0	1	3	10	9	5	11	0	0	39
			Female	0	0	0	0	0	0	0	0	0	0	0
			Total	0	0	1	3	10	9	5	11	0	0	39
54	73	CHOLELITHIASIS AND CHOLECYSTIT	Male	0	0	2	5	4	3	1	1	0	0	16
			Female	0	0	0	0	0	1	0	0	0	0	1
			Total	0	0	2	5	4	4	1	1	0	0	17
55	74	DISORDERS OF THE PANCREAS	Male	0	0	2	0	0	3	0	1	0	0	6
			Female	0	0	0	0	0	0	0	0	0	0	0
			Total	0	0	2	0	0	3	0	1	0	0	6
56	75	RHEUMATOID ARTHRITIS AND OTHER	Male	0	0	1	0	0	0	0	0	0	0	1
			Female	0	0	0	0	0	0	0	0	0	0	0
			Total	0	0	1	0	0	0	0	0	0	0	1
57	82	FEVER OF UNKNOWN ORIGIN	Male	0	0	2	2	2	4	3	1	0	0	14
			Female	0	0	0	0	0	0	0	0	0	0	0
			Total	0	0	2	2	2	4	3	1	0	0	14
58	83	SHOCK, NOT ELSEWHERE CLASSIFIE	Male	0	0	9	26	20	15	4	9	0	0	83
			Female	0	0	0	0	1	1	0	2	0	0	4
			Total	0	0	9	26	21	16	4	11	0	0	87
59	87	FRACTURE OF LOWER LIMB	Male	0	0	0	0	1	0	0	0	0	0	1
			Female	0	0	0	0	0	0	0	0	0	0	0
			Total	0	0	0	0	1	0	0	0	0	0	1
60	88	FRACTURES INVOLVING MULTIPLE BODY REGIONS, AND OF UNSPECIFIED BODY REGION	Male	0	0	1	2	1	1	0	0	0	0	5
			Female	0	0	0	0	0	0	0	0	0	0	0
			Total	0	0	1	2	1	1	0	0	0	0	5
61	89	INTRACRANIAL AND INTERNAL INJU	Male	0	0	0	1	1	0	0	0	0	0	2
			Female	0	0	0	0	0	0	0	0	0	0	0
			Total	0	0	0	1	1	0	0	0	0	0	2
62	90	CRUSHING INJURIES AND TRAUMATIC AMPUTATIONS OF SPECIFIED AND MULTIPLE BODY REGIONS	Male	0	0	1	0	1	0	0	0	0	0	2
			Female	0	0	0	0	0	0	0	0	0	0	0
			Total	0	0	1	0	1	0	0	0	0	0	2

TABLE D-21 DEATHS BY SELECTED CAUSE OF DEATH, AGE, SEX AND HABITS-(RURAL & URBAN) - 2023

SL. No.	CAUSE ID	Selected cause of death	Sex	Age Group									Total	
				Below 15	15-24	25-34	35-44	45-54	55-64	65-69	70 & above	Age not Stated		
1	2	3	4	5	6	7	8	9	10	11	12	13	14	
63	91	OTHER INJURIES OF SPECIFIED, UNSPECIFIED AND MULTIPLE BODY REGIONS	Male	0	0	1	2	0	0	1	1	0	5	
			Female	0	0	0	0	0	0	0	0	0	0	0
			Total	0	0	1	2	0	0	1	1	0	5	
64	92	EFFECTS OF FOREIGN BODY ENTERING THROUGH NATURAL ORIFICE	Male	0	0	0	0	0	0	0	1	0	1	
			Female	0	0	0	0	0	0	0	0	0	0	
			Total	0	0	0	0	0	0	0	1	0	1	
65	93	RAILWAY ACCIDENTS	Male	0	1	0	2	3	1	0	0	0	7	
			Female	0	0	0	0	0	0	0	0	0	0	
			Total	0	1	0	2	3	1	0	0	0	7	
66	96	ALL OTHER TRANSPORT ACCIDENTS	Male	0	1	2	2	0	1	1	2	0	9	
			Female	0	0	0	0	0	0	0	0	0	0	
			Total	0	1	2	2	0	1	1	2	0	9	
67	97	ACCIDENTAL DROWING AND SUBMERS	Male	0	0	0	2	4	1	0	0	0	7	
			Female	0	0	0	0	0	0	0	0	0	0	
			Total	0	0	0	2	4	1	0	0	0	7	
68	98	EXPOSURE TO SMOKE, FIRE AND FLAMES	Male	0	0	0	0	0	1	0	0	0	1	
			Female	0	0	0	0	0	0	0	0	0	0	
			Total	0	0	0	0	0	1	0	0	0	1	
69	100	ACCIDENTS CAUSED BY MACHINERY, AND BY CUTTING PIERCING INSTRUMENTS	Male	0	0	0	0	0	0	0	1	0	1	
			Female	0	0	0	0	0	0	0	0	0	0	
			Total	0	0	0	0	0	0	0	1	0	1	
70	102	ACCIDENTAL POISONING BY AND EXPOSURE TO NOXIOUS SUBSTANCES	Male	0	0	3	1	1	0	1	0	0	6	
			Female	0	0	0	0	0	0	0	0	0	0	
			Total	0	0	3	1	1	0	1	0	0	6	
71	104	SUN STROKE	Male	0	0	0	2	4	3	0	2	0	11	
			Female	0	0	0	0	0	0	0	0	0	0	
			Total	0	0	0	2	4	3	0	2	0	11	
72	105	COVID 19 VIRUS NOT IDENTIFIED	Male	0	0	0	0	0	1	0	0	0	1	
			Female	0	0	0	0	0	0	0	0	0	0	
			Total	0	0	0	0	0	1	0	0	0	1	
		<b>Total</b>	<b>Male</b>	<b>0</b>	<b>21</b>	<b>218</b>	<b>517</b>	<b>484</b>	<b>417</b>	<b>165</b>	<b>329</b>	<b>0</b>	<b>2151</b>	
			<b>Female</b>	<b>0</b>	<b>0</b>	<b>2</b>	<b>4</b>	<b>11</b>	<b>9</b>	<b>6</b>	<b>18</b>	<b>0</b>	<b>50</b>	
			<b>Total</b>	<b>0</b>	<b>1</b>	<b>1</b>	<b>2</b>	<b>2</b>	<b>1</b>	<b>0</b>	<b>0</b>	<b>0</b>	<b>2201</b>	

**TABLES RELATED  
TO STILL BIRTH**

**TABLE S-1: STILL BIRTHS BY PLACE OF OCCURRENCE IN DISTRICTS (RURAL & URBAN) - 2023**

Sl. No.	District		Still Births by Place of Occurrence			Place of Residence of Mother		Place of Residence Outside the State
			Male	Female	Total	Within the Area	Outside the Area	
1	2		3	4	5	6	7	8
1	Bagalkote	URBAN	109	84	193	137	53	3
		RURAL	2	0	2	2	0	0
		TOTAL	111	84	195	139	53	3
2	Ballari	URBAN	102	93	195	125	42	28
		RURAL	3	1	4	3	0	1
		TOTAL	105	94	199	128	42	29
3	Belagavi	URBAN	21	15	36	33	2	1
		RURAL	2	0	2	2	0	0
		TOTAL	23	15	38	35	2	1
4	Bengaluru Rural	URBAN	5	5	10	10	0	0
		RURAL	0	0	0	0	0	0
		TOTAL	5	5	10	10	0	0
5	Bengaluru Urban	URBAN	47	34	81	62	16	3
		RURAL	0	0	0	0	0	0
		TOTAL	47	34	81	62	16	3
6	Bidar	URBAN	45	52	97	79	9	9
		RURAL	3	0	3	3	0	0
		TOTAL	48	52	100	82	9	9
7	Chamarajanagara	URBAN	15	18	33	23	8	2
		RURAL	0	0	0	0	0	0
		TOTAL	15	18	33	23	8	2
8	Chikkaballapura	URBAN	20	24	44	38	4	2
		RURAL	1	1	2	1	1	0
		TOTAL	21	25	46	39	5	2
9	Chikkamagaluru	URBAN	35	26	61	51	9	1
		RURAL	0	1	1	1	0	0
		TOTAL	35	27	62	52	9	1
10	Chitradurga	URBAN	41	45	86	73	11	2
		RURAL	4	5	9	8	1	0
		TOTAL	45	50	95	81	12	2
11	Dakshina Kannada	URBAN	71	83	154	92	31	31
		RURAL	0	0	0	0	0	0
		TOTAL	71	83	154	92	31	31
12	Davanagere	URBAN	138	122	260	110	147	3
		RURAL	0	0	0	0	0	0

**TABLE S-1: STILL BIRTHS BY PLACE OF OCCURRENCE IN DISTRICTS (RURAL & URBAN) - 2023**

Sl. No.	District		Still Births by Place of Occurrence			Place of Residence of Mother		Place of Residence Outside the State
			Male	Female	Total	Within the Area	Outside the Area	
1	2		3	4	5	6	7	8
		TOTAL	138	122	260	110	147	3
13	Dharwad	URBAN	160	150	310	157	151	2
		RURAL	0	0	0	0	0	0
		TOTAL	160	150	310	157	151	2
14	Gadag	URBAN	80	88	168	123	44	1
		RURAL	2	1	3	1	2	0
		TOTAL	82	89	171	124	46	1
15	Hassan	URBAN	1	1	2	2	0	0
		RURAL	0	0	0	0	0	0
		TOTAL	1	1	2	2	0	0
16	Haveri	URBAN	87	62	149	126	21	2
		RURAL	1	0	1	1	0	0
		TOTAL	88	62	150	127	21	2
17	Kalaburagi	URBAN	99	82	181	150	27	4
		RURAL	0	3	3	3	0	0
		TOTAL	99	85	184	153	27	4
18	Kodagu	URBAN	0	0	0	0	0	0
		RURAL	0	0	0	0	0	0
		TOTAL	0	0	0	0	0	0
19	Kolar	URBAN	19	24	43	40	3	0
		RURAL	0	2	2	2	0	0
		TOTAL	19	26	45	42	3	0
20	Koppala	URBAN	2	2	4	3	1	0
		RURAL	0	1	1	1	0	0
		TOTAL	2	3	5	4	1	0
21	Mandya	URBAN	7	4	11	8	3	0
		RURAL	2	0	2	2	0	0
		TOTAL	9	4	13	10	3	0
22	Mysuru	URBAN	201	167	368	274	93	1
		RURAL	0	0	0	0	0	0
		TOTAL	201	167	368	274	93	1
23	Raichuru	URBAN	29	23	52	45	5	2
		RURAL	8	3	11	11	0	0
		TOTAL	37	26	63	56	5	2

**TABLE S-1: STILL BIRTHS BY PLACE OF OCCURRENCE IN DISTRICTS (RURAL & URBAN) - 2023**

Sl. No.	District		Still Births by Place of Occurrence			Place of Residence of Mother		Place of Residence Outside the State
			Male	Female	Total	Within the Area	Outside the Area	
1	2		3	4	5	6	7	8
24	Ramanagara	URBAN	0	0	0	0	0	0
		RURAL	0	0	0	0	0	0
		TOTAL	0	0	0	0	0	0
25	Shivamogga	URBAN	12	19	31	26	5	0
		RURAL	0	0	0	0	0	0
		TOTAL	12	19	31	26	5	0
26	Tumakuru	URBAN	45	58	103	76	15	12
		RURAL	0	0	0	0	0	0
		TOTAL	45	58	103	76	15	12
27	Udupi	URBAN	44	35	79	61	17	1
		RURAL	0	0	0	0	0	0
		TOTAL	44	35	79	61	17	1
28	Uttara Kannada	URBAN	42	41	83	67	16	0
		RURAL	1	1	2	2	0	0
		TOTAL	43	42	85	69	16	0
29	Vijayanagara	URBAN	10	17	27	21	6	0
		RURAL	4	1	5	5	0	0
		TOTAL	14	18	32	26	6	0
30	Vijayapura	URBAN	18	11	29	24	3	2
		RURAL	0	2	2	2	0	0
		TOTAL	18	13	31	26	3	2
31	Yadagiri	URBAN	0	0	0	0	0	0
		RURAL	0	1	1	0	1	0
		TOTAL	0	1	1	0	1	0
	<b>State</b>	<b>URBAN</b>	<b>1505</b>	<b>1385</b>	<b>2890</b>	<b>2036</b>	<b>742</b>	<b>112</b>
		<b>RURAL</b>	<b>33</b>	<b>23</b>	<b>56</b>	<b>50</b>	<b>5</b>	<b>1</b>
		<b>TOTAL</b>	<b>1538</b>	<b>1408</b>	<b>2946</b>	<b>2086</b>	<b>747</b>	<b>113</b>



**TABLE S-2 : STILL BIRTHS BY PLACE OF RESIDENCE IN DISTRICTS (RURAL & URBAN) - 2023**

Sl. No.	District		Still Births by Place of Residence of Mother			Still Birth Rate	Place of Occurrence of the Still Birth	
			Male	Female	Total		Within the Area	Outside the Area
1	2		3	4	5	6	7	8
1	Bagalkote	URBAN	77	72	149	16.69	137	12
		RURAL	2	0	2	0.07	2	0
		TOTAL	79	72	151	4.15	139	12
2	Ballari	URBAN	74	62	136	12.36	125	11
		RURAL	2	1	3	0.17	3	0
		TOTAL	76	63	139	4.77	128	11
3	Belagavi	URBAN	59	50	109	7.06	33	76
		RURAL	3	0	3	0.05	2	1
		TOTAL	62	50	112	1.52	35	77
4	Bengaluru Rural	URBAN	8	12	20	4.74	10	10
		RURAL	1	0	1	0.11	0	1
		TOTAL	9	12	21	1.59	10	11
5	Bengaluru Urban	URBAN	41	29	70	0.68	62	8
		RURAL	0	0	0	0.00	0	0
		TOTAL	41	29	70	0.52	62	8
6	Bidar	URBAN	34	51	85	8.98	79	6
		RURAL	3	0	3	0.12	3	0
		TOTAL	37	51	88	2.53	82	6
7	Chamarajanagara	URBAN	29	27	56	21.86	23	33
		RURAL	0	0	0	0.00	0	0
		TOTAL	29	27	56	5.35	23	33
8	Chikkaballapura	URBAN	22	19	41	10.82	38	3
		RURAL	0	1	1	0.07	1	0
		TOTAL	22	20	42	2.41	39	3
9	Chikkamagaluru	URBAN	32	31	63	16.84	51	12
		RURAL	0	1	1	0.10	1	0
		TOTAL	32	32	64	4.81	52	12
10	Chitradurga	URBAN	82	77	159	35.37	73	86
		RURAL	3	5	8	0.42	8	0
		TOTAL	85	82	167	7.04	81	86
11	Dakshina Kannada	URBAN	53	40	93	9.23	92	1
		RURAL	0	0	0	0.00	0	0
		TOTAL	53	40	93	3.53	92	1
12	Davanagere	URBAN	66	61	127	14.51	110	17
		RURAL	0	0	0	0.00	0	0
		TOTAL	66	61	127	4.96	110	17

**TABLE S-2 : STILL BIRTHS BY PLACE OF RESIDENCE IN DISTRICTS (RURAL & URBAN) - 2023**

Sl. No.	District		Still Births by Place of Residence of Mother			Still Birth Rate	Place of Occurrence of the Still Birth	
			Male	Female	Total		Within the Area	Outside the Area
1	2		3	4	5	6	7	8
13	Dharwad	URBAN	84	97	181	13.32	157	24
		RURAL	0	0	0	0.00	0	0
		TOTAL	84	97	181	6.21	157	24
14	Gadag	URBAN	78	73	151	27.80	123	28
		RURAL	0	1	1	0.08	1	0
		TOTAL	78	74	152	8.15	124	28
15	Hassan	URBAN	10	2	12	2.44	2	10
		RURAL	0	0	0	0.00	0	0
		TOTAL	10	2	12	0.57	2	10
16	Haveri	URBAN	126	103	229	37.07	126	103
		RURAL	1	0	1	0.05	1	0
		TOTAL	127	103	230	8.71	127	103
17	Kalaburagi	URBAN	87	72	159	6.05	150	9
		RURAL	0	3	3	0.08	3	0
		TOTAL	87	75	162	2.46	153	9
18	Kodagu	URBAN	5	3	8	6.07	0	8
		RURAL	0	0	0	0.00	0	0
		TOTAL	5	3	8	1.31	0	8
19	Kolar	URBAN	18	23	41	5.29	40	1
		RURAL	0	2	2	0.16	2	0
		TOTAL	18	25	43	2.11	42	1
20	Koppala	URBAN	13	14	27	4.50	3	24
		RURAL	0	1	1	0.04	1	0
		TOTAL	13	15	28	0.97	4	24
21	Mandya	URBAN	28	22	50	12.60	8	42
		RURAL	2	0	2	0.13	2	0
		TOTAL	30	22	52	2.61	10	42
22	Mysuru	URBAN	155	128	283	15.03	274	9
		RURAL	0	0	0	0.00	0	0
		TOTAL	155	128	283	7.77	274	9
23	Raichuru	URBAN	30	23	53	5.29	45	8
		RURAL	8	3	11	0.28	11	0
		TOTAL	38	26	64	1.28	56	8
24	Ramanagara	URBAN	6	3	9	2.48	0	9
		RURAL	0	0	0	0.00	0	0

**TABLE S-2 : STILL BIRTHS BY PLACE OF RESIDENCE IN DISTRICTS (RURAL & URBAN) - 2023**

Sl. No.	District		Still Births by Place of Residence of Mother			Still Birth Rate	Place of Occurrence of the Still Birth	
			Male	Female	Total		Within the Area	Outside the Area
1	2		3	4	5	6	7	8
		TOTAL	6	3	9	0.70	0	9
25	Shivamogga	URBAN	17	22	39	3.94	26	13
		RURAL	0	0	0	0.00	0	0
		TOTAL	17	22	39	1.61	26	13
26	Tumakuru	URBAN	36	47	83	10.67	76	7
		RURAL	0	0	0	0.00	0	0
		TOTAL	36	47	83	2.61	76	7
27	Udupi	URBAN	34	36	70	22.38	61	9
		RURAL	0	0	0	0.00	0	0
		TOTAL	34	36	70	5.33	61	9
28	Uttara Kannada	URBAN	50	52	102	18.44	67	35
		RURAL	1	1	2	0.16	2	0
		TOTAL	51	53	104	5.69	69	35
29	Vijayanagara	URBAN	49	43	92	14.31	21	71
		RURAL	6	2	8	0.43	5	3
		TOTAL	55	45	100	4.02	26	74
30	Vijayapura	URBAN	40	26	66	4.71	24	42
		RURAL	0	2	2	0.05	2	0
		TOTAL	40	28	68	1.35	26	42
31	Yadagiri	URBAN	9	6	15	2.47	0	15
		RURAL	0	0	0	0.00	0	0
		TOTAL	9	6	15	0.46	0	15
32	Others	URBAN	53	59	112	0	0	112
		RURAL	1	0	1	0	0	1
		TOTAL	54	59	113	0	0	113
	<b>State</b>	<b>URBAN</b>	<b>1505</b>	<b>1385</b>	<b>2890</b>	<b>8.01</b>	<b>2036</b>	<b>854</b>
		<b>RURAL</b>	<b>33</b>	<b>23</b>	<b>56</b>	<b>0.09</b>	<b>50</b>	<b>6</b>
		<b>TOTAL</b>	<b>1538</b>	<b>1408</b>	<b>2946</b>	<b>2.92</b>	<b>2086</b>	<b>860</b>

**TABLE S-3 : STILL BIRTHS BY SEX AND AGE OF MOTHER (RURAL & URBAN) - 2023**

Age of Mother	Still Births								
	RURAL			URBAN			ALL		
	Male	Female	Total	Male	Female	Total	Male	Female	Total
1	2	3	4	5	6	7	8	9	10
Below 15	0	0	0	3	0	4	1	3	4
15 - 19	4	3	7	90	0	185	99	93	192
20 - 24	18	10	28	519	0	1078	577	529	1106
25 - 29	9	6	15	437	0	929	501	443	944
30 - 34	1	3	4	225	0	478	254	228	482
35 - 39	1	1	2	97	0	192	96	98	194
40 - 44	0	0	0	14	0	24	10	14	24
Not Stated	0	0	0	0	0	0	0	0	0
<b>TOTAL</b>	<b>33</b>	<b>23</b>	<b>56</b>	<b>1385</b>	<b>0</b>	<b>2890</b>	<b>1538</b>	<b>1408</b>	<b>2946</b>

**TABLE S-4: STILL BIRTHS BY SEX AND DURATION OF PREGNANCY (RURAL & URBAN) - 2023**

Duration of pregnancy (in weeks)	STILL BIRTHS								
	RURAL			URBAN			ALL		
	Male	Female	Total	Male	Female	Total	Male	Female	Total
1	2	3	4	5	6	7	8	9	10
<32	6	6	12	402	0	840	444	408	852
32 - 36	9	5	14	504	0	1028	533	509	1042
37 - 39	17	11	28	373	0	810	454	384	838
40	1	0	1	90	0	174	85	90	175
41+	0	1	1	16	0	38	22	17	39
Not Stated	0	0	0	0	0	0	0	0	0
<b>Total</b>	<b>33</b>	<b>23</b>	<b>56</b>	<b>1385</b>	<b>0</b>	<b>2890</b>	<b>1538</b>	<b>1408</b>	<b>2946</b>

**TABLE S-5 : STILL BIRTHS BY TYPE OF ATTENTION RECEIVED AT DELIVERY (RURAL & URBAN) - 2023**

Sl. No.	Rural/Urban	Type of Attention at Delivery					Total
		Institutional		Doctor, Nurse & Trained Midwife	Relatives & Others	Not Stated	
		Govt.	Private & Non-Govt				
1	2	3	4	5	7	8	9
	<b>RURAL</b>	<b>54</b>	<b>2</b>	<b>0</b>	<b>0</b>	<b>0</b>	<b>56</b>
	<b>URBAN</b>						
	<b>Towns with Population one lakh and above</b>						
1	Belagavi CC	17	0	0	0	0	17
2	Bagalkote CMC	66	55	0	0	0	121
3	Vijayapura CC	1	1	0	0	0	2
4	Bidar CMC	92	0	0	0	0	92
5	Raichuru CMC	25	15	0	0	0	40
6	Gangavathi CMC	0	0	0	0	0	0
7	Gadag-Betageri CMC	149	0	0	0	0	149
8	Hubli-Dharwad CC	295	13	0	0	0	308
9	Ranebennur CMC	2	26	0	0	0	28
10	Ballari CC	175	0	0	0	0	175
11	Chitradurga CMC	70	3	0	0	0	73
12	Davangere CC	247	10	0	0	0	257
13	Shivamogga CC	0	0	0	0	0	0
14	Bhadravathi CMC	0	0	0	0	0	0
15	Udupi CMC	10	47	0	0	0	57
16	Chickamagalur CMC	42	3	0	0	0	45
17	Tumakuru CC	1	31	0	0	0	32
18	BBMP	3	70	0	0	0	73
19	Mandya CMC	3	0	0	0	0	3
20	Hassan CMC	1	0	0	0	0	1
21	Mangaluru CC	123	1	0	0	0	124
22	Mysuru CC	293	68	0	0	0	361
23	Kalaburagi CC	181	0	0	0	0	181
24	Kolar CMC	42	0	0	0	0	42
25	Robertsonpet CMC	0	0	0	0	0	0
26	Hospet CMC	0	2	0	0	0	2
	<b>ALL OTHER URBAN AREAS</b>	<b>552</b>	<b>155</b>	<b>0</b>	<b>0</b>	<b>0</b>	<b>707</b>
	<b>URBAN TOTAL</b>	<b>2390</b>	<b>500</b>	<b>0</b>	<b>0</b>	<b>0</b>	<b>2890</b>
	<b>STATE TOTAL</b>	<b>2444</b>	<b>502</b>	<b>0</b>	<b>0</b>	<b>0</b>	<b>2946</b>

**TABLE S-6 : STILL BIRTHS BY CAUSE OF STILL BIRTHS AND AGE OF MOTHER - 2023 (URBAN & RURAL)**

Sl. No.	Cause of Still Birth	Age of Mother								Total
		Below 15	15-19	20-24	30-34	35-39	40-44	45 & Above	Age Not Stated	
1	2	3	4	5	6	7	8	9	10	11
	<b>All Area</b>	0	0	0	0	0	0	0	0	0
1	CHOLERA	0	0	0	0	0	0	0	0	0
2	TYPHOID FEVER AND PARATYPHOID FEVERS	0	0	0	0	0	0	0	0	0
3	FOOD POISONING	0	0	2	0	0	0	0	0	3
4	DIARRHOEA AND GASTROENTERITIS OF PRESUMED INFECTIOUS ORIGIN	0	0	0	0	0	0	0	0	0
5	RESPIRATORY TUBERCULOSIS	0	0	2	0	1	0	0	0	4
6	LEPROSY	0	0	0	0	0	0	0	0	0
7	DIPHTHERIA	0	0	0	0	0	0	0	0	0
8	WHOOPING COUGH	0	0	0	0	0	0	0	0	0
9	OTHER TETANUS	0	0	0	0	0	0	0	0	0
10	ACUTE POLIMYELITIS	0	0	0	0	0	0	0	0	0
11	MEASELES	0	0	0	0	0	0	0	0	0
12	RABIES	0	0	0	0	0	0	0	0	0
13	MALARIA	0	0	0	0	0	0	0	0	0
14	OTHER AND UNSPECIFIED NEOPLASM	0	0	0	0	0	0	0	0	0
15	DIABETES MELLITUS	0	0	1	1	3	0	0	0	7
16	OTHER ANAEMIAS(D50-D55,D57-D64)	0	0	0	0	0	0	0	0	0
17	OTHER VIRAL ENCEPHALITIS	0	0	0	0	0	0	0	0	0
18	OTHER FORMS OF HEART DISEASES	0	0	0	0	0	0	0	0	0
19	PNEUMONIA	0	0	0	0	0	0	0	0	0
20	INFLUENZA	0	0	0	0	0	0	0	0	0
21	ASTHMA	0	0	0	0	0	0	0	0	0
22	OTHER VIRAL HEPATITIS (JAUNDICE)	0	0	0	0	0	0	0	0	0
23	DISEASES OF THE LIVER	0	0	0	0	0	0	0	0	0
24	GASTRIC AND DUODENAL ULCER	0	0	0	0	0	0	0	0	0
25	DISEASES OF APPENDIX	0	0	0	0	0	0	0	0	0
26	GENITAL URINARY SYSTEM	0	0	0	0	0	0	0	0	0
27	SPONTANEOUS ABORTION	0	0	0	0	0	0	0	0	0
28	OBSTRUCTED LABOUR	2	71	502	206	77	9	0	0	1290
29	BIRTH TRAUMA	0	22	99	43	12	2	0	0	257
30	CEREBROVASCULAR DISEASES	0	0	0	0	0	0	0	0	0
31	SENILITY	0	0	0	0	0	0	0	0	0
32	OTHERS NOT ELSE WHERE CLASSIFIED	0	15	68	17	12	2	0	0	160
33	BITES OF SNAKES AND OTHER VENOMOUS ANIMALS	0	0	0	0	0	0	0	0	0
34	BURNS AND CORROSIONS	0	0	0	0	0	0	0	0	0
35	ACCIDENTAL FALLS	0	0	0	0	0	0	0	0	0
36	POISONINGS BY DRUGS AND BIOLOGICAL SUBSTANCES,AND TOXIC EFFECTS	0	0	0	0	0	0	0	0	0

**TABLE S-6 : STILL BIRTHS BY CAUSE OF STILL BIRTHS AND AGE OF MOTHER - 2023 (URBAN & RURAL)**

Sl. No.	Cause of Still Birth	Age of Mother								Total
		Below 15	15-19	20-24	30-34	35-39	40-44	45 & Above	Age Not Stated	
1	2	3	4	5	6	7	8	9	10	11
37	MOTOR VEHICLE TRAFFIC ACCIDENTS	0	0	0	0	0	0	0	0	0
38	OTHER ROAD VEHICLE ACCIDENTS	0	0	0	0	0	0	0	0	0
39	INTENTIONAL SELF-HARM(SUICIDE-ATTEMPTED)	0	0	0	0	0	0	0	0	0
40	ASSAULT(HOMICIDE)	0	0	0	0	0	0	0	0	0
41	NOT STATED	0	0	0	0	0	0	0	0	0
42	VIRAL FEVER	0	0	0	0	0	0	0	0	0
43	RENAL FAILURE AND OTHER DISORDERS OF KIDNEY AND URETER	0	0	0	0	0	0	0	0	0
44	SEPTICAEMIA	0	0	0	0	0	0	0	0	0
45	SYPHILLIS	0	0	0	0	0	0	0	0	0
46	COVID 19 VIRUS IDENTIFIED	0	0	0	0	0	0	0	0	0
47	TUBERCULOSIS OF OTHER ORGANS AND MILIARY TUBERCULOSIS	0	0	0	0	0	0	0	0	0
48	NEONATAL TETANUS	0	0	0	0	0	0	0	0	0
49	HUMAN IMMUNODEFICIENCY VIRUS[HIV]DISEASE	0	0	0	0	0	0	0	0	0
50	MALIGNANT NEOPLASMS OF LIP, ORAL CAVITY AND PHARYNX	0	0	0	0	0	0	0	0	0
51	MALIGNANT NEOPLASM OF OESOPHAGUS	0	0	0	0	0	0	0	0	0
52	MALIGNANT NEOPLASM OF STOMACH	0	0	0	0	0	0	0	0	0
53	MALIGNANT NEOPLASMS OF LIVER AND INTRAHEPATIC BILE DUCTS	0	0	0	0	0	0	0	0	0
54	MALIGNANT NEOPLASMS OF LARYNX, TRACHEA, BRONCHUS AND LUNG	0	0	0	0	0	0	0	0	0
55	MALIGNANT NEOPLASM OF BREAST	0	0	0	0	0	0	0	0	0
56	OTHER MALIGNANT NEOPLASM OF FEMALE GENITAL ORGANS	0	0	0	0	0	0	0	0	0
57	MALIGNANT NEOPLASM OF PROSTATE	0	0	0	0	0	0	0	0	0
58	MALIGNANT NEOPLASM OF BLADDER	0	0	0	0	0	0	0	0	0
59	MALIGNANT NEOPLASMS OF MENINGES,BRAIN AND OTHER PARTS OF CENTRAL NERVOUS	0	0	0	0	0	0	0	0	0
60	LEUKAEMIA	0	0	0	0	0	0	0	0	0
61	OTHER PROTEIN-ENERGY MALNUTRITION	0	0	0	0	0	0	0	0	0
62	DISORDERS OF THYROID GLAND	0	0	0	0	0	0	0	0	0
63	SCHIZOPHRENIA, SCHIZOTYPAL & DELUSIONA AND MENTAL BEHAVIOURAL DISORDERS	0	0	0	0	0	0	0	0	0
64	OTHER INFLAMMATORY DISEASES OF THE CENTRAL NERVOUS SYSTEM	0	0	0	0	0	0	0	0	0
65	EPILEPSY	0	0	0	0	0	0	0	0	0
66	HYPERTENSIVE HEART DISEASES	0	0	0	0	0	0	0	0	0
67	ACUTE MYOCARDIAL INFARCTION	0	0	0	0	0	0	0	0	0
68	ARTERIAL EMBOLISM AND THROMBOSISPHELEBITIS,THROMBOPHLEBITIS,VE NOUS EMBOLISM AND THROMBOSIS	0	0	0	0	0	0	0	0	0
69	BRONCHITIS ,BRONCHIOLITIS AND UNSPECIFIED EMPHYSEMA	0	0	0	0	0	0	0	0	0
70	PLEURISY	0	0	0	0	0	0	0	0	0
71	PARALYTIC ILEUS AND INTESTINAL OBSTRUCTION WITHOUT HERNIA	0	0	0	0	0	0	0	0	0
72	PERITONITIS	0	0	0	0	0	0	0	0	0
73	CHOLELITHIASIS AND CHOLECYSTITIS	0	0	0	0	0	0	0	0	0



**TABLE S-6 : STILL BIRTHS BY CAUSE OF STILL BIRTHS AND AGE OF MOTHER - 2023 (URBAN & RURAL)**

Sl. No.	Cause of Still Birth	Age of Mother								Total
		Below 15	15-19	20-24	30-34	35-39	40-44	45 & Above	Age Not Stated	
1	2	3	4	5	6	7	8	9	10	11
74	DISORDERS OF THE PANCREAS	0	0	0	0	0	0	0	0	0
75	RHEUMATOID ARTHRITIS AND OTHER INFLAMMATORY POLYARTHROPATHIES	0	0	0	0	0	0	0	0	0
76	MEDICAL ABORTION	0	0	0	0	0	0	0	0	0
77	SLOW FETAL GROWTH,FETAL MALNUTRITION AND IMMATUREITY	1	65	318	176	77	11	0	0	964
78	HYPOXIA,BIRTH ASPHYXIA AND OTHER RESPIRATORY CONDITIONS	1	19	113	34	12	0	0	0	252
79	HAEMOLYTIC DISEASE OF FETUS AND NEW-BORN	0	0	1	5	0	0	0	0	9
80	OTHER PERINATAL JAUNDICE	0	0	0	0	0	0	0	0	0
81	SPINA BIFIDA	0	0	0	0	0	0	0	0	0
82	FEVER OF UNKNOWN ORIGIN	0	0	0	0	0	0	0	0	0
83	SHOCK, NOT ELSEWHERE CLASSIFIED	0	0	0	0	0	0	0	0	0
84	FRACTURE OF SKULL AND FACIAL BONES	0	0	0	0	0	0	0	0	0
85	FRACTURE OF NECK,THORAX OR PELVIS	0	0	0	0	0	0	0	0	0
86	FRACTURE OF UPPER LIMB	0	0	0	0	0	0	0	0	0
87	FRACTURE OF LOWER LIMB	0	0	0	0	0	0	0	0	0
88	FRACTURES INVOLVING MULTIPLE BODY REGIONS, AND OF UNSPECIFIED BODY REGION	0	0	0	0	0	0	0	0	0
89	INTRACRANIAL AND INTERNAL INJURIESINCLUDING NERVES	0	0	0	0	0	0	0	0	0
90	CRUSHING INJURIES AND TRAUMATIC AMPUTATIONS OF SPECIFIED AND MULTIPLE BODY REGIONS	0	0	0	0	0	0	0	0	0
91	OTHER INJURIES OF SPECIFIED,UNSPECIFIED AND MULTIPLE BODY REGIONS	0	0	0	0	0	0	0	0	0
92	EFFECTS OF FOREIGN BODY ENTERING THROUGH NATURAL ORIFICE	0	0	0	0	0	0	0	0	0
93	RAILWAY ACCIDENTS	0	0	0	0	0	0	0	0	0
94	WATER TRANSPORT ACCIDENTS	0	0	0	0	0	0	0	0	0
95	AIR AND SPACE TRANSPORT ACCIDENTS	0	0	0	0	0	0	0	0	0
96	ALL OTHER TRANSPORT ACCIDENTS	0	0	0	0	0	0	0	0	0
97	ACCIDENTAL DROWING AND SUBMERSION	0	0	0	0	0	0	0	0	0
98	EXPOSURE TO SMOKE, FIRE AND FLAMES	0	0	0	0	0	0	0	0	0
99	MISADVENTURES TO PATIENTS DURING MEDICAL AND SURGICAL CARE	0	0	0	0	0	0	0	0	0
100	ACCIDENTS CAUSED BY MACHINERY,AND BY CUTTING PIERCING INSTRUMENTS	0	0	0	0	0	0	0	0	0
101	ACCIDENTS CAUSED BY FIREARM MISSILE	0	0	0	0	0	0	0	0	0
102	ACCIDENTAL POISONING BY AND EXPOSURE TO NOXIOUS SUBSTANCES	0	0	0	0	0	0	0	0	0
103	OPERATIONS OF WAR	0	0	0	0	0	0	0	0	0
104	SUN STROKE	0	0	0	0	0	0	0	0	0
105	COVID 19 VIRUS NOT IDENTIFIED CLINICALLY	0	0	0	0	0	0	0	0	0
106	DENGUE FEVER	0	0	0	0	0	0	0	0	0
	<b>TOTAL</b>	<b>4</b>	<b>192</b>	<b>1106</b>	<b>482</b>	<b>194</b>	<b>24</b>	<b>0</b>	<b>0</b>	<b>2946</b>
	<b>URBAN</b>									
1	CHOLERA	0	0	0	0	0	0	0	0	0
2	TYPHOID FEVER AND PARATYPHOID FEVERS	0	0	0	0	0	0	0	0	0

**TABLE S-6 : STILL BIRTHS BY CAUSE OF STILL BIRTHS AND AGE OF MOTHER - 2023 (URBAN & RURAL)**

Sl. No.	Cause of Still Birth	Age of Mother								Total
		Below 15	15-19	20-24	30-34	35-39	40-44	45 & Above	Age Not Stated	
1	2	3	4	5	6	7	8	9	10	11
3	FOOD POISONING	0	0	2	0	0	0	0	0	3
4	DIARRHOEA AND GASTROENTERITIS OF PRESUMED INFECTIOUS ORIGIN	0	0	0	0	0	0	0	0	0
5	RESPIRATORY TUBERCULOSIS	0	0	2	0	1	0	0	0	4
6	LEPROSY	0	0	0	0	0	0	0	0	0
7	DIPHTHERIA	0	0	0	0	0	0	0	0	0
8	WHOOPING COUGH	0	0	0	0	0	0	0	0	0
9	OTHER TETANUS	0	0	0	0	0	0	0	0	0
10	ACUTE POLIMYELETIS	0	0	0	0	0	0	0	0	0
11	MEASELES	0	0	0	0	0	0	0	0	0
12	RABIES	0	0	0	0	0	0	0	0	0
13	MALARIA	0	0	0	0	0	0	0	0	0
14	OTHER AND UNSPECIFIED NEOPLASM	0	0	0	0	0	0	0	0	0
15	DIABETES MELLITUS	0	0	1	0	3	0	0	0	6
16	OTHER ANAEMIAS(D50-D55,D57-D64)	0	0	0	0	0	0	0	0	0
17	OTHER VIRAL ENCEPHALITIS	0	0	0	0	0	0	0	0	0
18	OTHER FORMS OF HEART DISEASES	0	0	0	0	0	0	0	0	0
19	PNEUMONIA	0	0	0	0	0	0	0	0	0
20	INFLUENZA	0	0	0	0	0	0	0	0	0
21	ASTHMA	0	0	0	0	0	0	0	0	0
22	OTHER VIRAL HEPATITIS (JAUNDICE)	0	0	0	0	0	0	0	0	0
23	DISEASES OF THE LIVER	0	0	0	0	0	0	0	0	0
24	GASTRIC AND DUODENAL ULCER	0	0	0	0	0	0	0	0	0
25	DISEASES OF APPENDIX	0	0	0	0	0	0	0	0	0
26	GENITAL URINARY SYSTEM	0	0	0	0	0	0	0	0	0
27	SPONTANEOUS ABORTION	0	0	0	0	0	0	0	0	0
28	OBSTRUCTED LABOUR	2	69	492	205	77	9	0	0	1266
29	BIRTH TRAUMA	0	21	99	42	12	2	0	0	253
30	CEREBROVASCULAR DISEASES	0	0	0	0	0	0	0	0	0
31	SENILITY	0	0	0	0	0	0	0	0	0
32	OTHERS NOT ELSE WHERE CLASSIFIED	0	15	68	17	12	2	0	0	160
33	BITES OF SNAKES AND OTHER VENOMOUS ANIMALS	0	0	0	0	0	0	0	0	0
34	BURNS AND CORROSIONS	0	0	0	0	0	0	0	0	0
35	ACCIDENTAL FALLS	0	0	0	0	0	0	0	0	0
36	POISONINGS BY DRUGS AND BIOLOGICAL SUBSTANCES,AND TOXIC EFFECTS	0	0	0	0	0	0	0	0	0
37	MOTOR VEHICLE TRAFFIC ACCIDENTS	0	0	0	0	0	0	0	0	0
38	OTHER ROAD VEHICLE ACCIDENTS	0	0	0	0	0	0	0	0	0
39	INTENTIONAL SELF-HARM(SUICIDE-ATTEMPTED)	0	0	0	0	0	0	0	0	0

**TABLE S-6 : STILL BIRTHS BY CAUSE OF STILL BIRTHS AND AGE OF MOTHER - 2023 (URBAN & RURAL)**

Sl. No.	Cause of Still Birth	Age of Mother								Total
		Below 15	15-19	20-24	30-34	35-39	40-44	45 & Above	Age Not Stated	
1	2	3	4	5	6	7	8	9	10	11
40	ASSAULT(HOMICIDE)	0	0	0	0	0	0	0	0	0
41	NOT STATED	0	0	0	0	0	0	0	0	0
42	VIRAL FEVER	0	0	0	0	0	0	0	0	0
43	RENAL FAILURE AND OTHER DISORDERS OF KIDNEY AND URETER	0	0	0	0	0	0	0	0	0
44	SEPTICAEMIA	0	0	0	0	0	0	0	0	0
45	SYPHILLIS	0	0	0	0	0	0	0	0	0
46	COVID 19 VIRUS IDENTIFIED	0	0	0	0	0	0	0	0	0
47	TUBERCULOSIS OF OTHER ORGANS AND MILIARY TUBERCULOSIS	0	0	0	0	0	0	0	0	0
48	NEONATAL TETANUS	0	0	0	0	0	0	0	0	0
49	HUMAN IMMUNODEFICIENCY VIRUS[HIV]DISEASE	0	0	0	0	0	0	0	0	0
50	MALIGNANT NEOPLASMS OF LIP, ORAL CAVITY AND PHARYNX	0	0	0	0	0	0	0	0	0
51	MALIGNANT NEOPLASM OF OESOPHAGUS	0	0	0	0	0	0	0	0	0
52	MALIGNANT NEOPLASM OF STOMACH	0	0	0	0	0	0	0	0	0
53	MALIGNANT NEOPLASMS OF LIVER AND INTRAHEPATIC BILE DUCTS	0	0	0	0	0	0	0	0	0
54	MALIGNANT NEOPLASMS OF LARYNX, TRACHEA, BRONCHUS AND LUNG	0	0	0	0	0	0	0	0	0
55	MALIGNANT NEOPLASM OF BREAST	0	0	0	0	0	0	0	0	0
56	OTHER MALIGNANT NEOPLASM OF FEMALE GENITAL ORGANS	0	0	0	0	0	0	0	0	0
57	MALIGNANT NEOPLASM OF PROSTATE	0	0	0	0	0	0	0	0	0
58	MALIGNANT NEOPLASM OF BLADDER	0	0	0	0	0	0	0	0	0
59	MALIGNANT NEOPLASMS OF MENINGES,BRAIN AND OTHER PARTS OF CENTRAL NERVOUS	0	0	0	0	0	0	0	0	0
60	LEUKAEMIA	0	0	0	0	0	0	0	0	0
61	OTHER PROTEIN-ENERGY MALNUTRITION	0	0	0	0	0	0	0	0	0
62	DISORDERS OF THYROID GLAND	0	0	0	0	0	0	0	0	0
63	SCHIZOPHRENIA, SCHIZOTYPAL & DELUSIONA AND MENTAL BEHAVIOURAL DISORDERS	0	0	0	0	0	0	0	0	0
64	OTHER INFLAMMATORY DISEASES OF THE CENTRAL NERVOUS SYSTEM	0	0	0	0	0	0	0	0	0
65	EPILEPSY	0	0	0	0	0	0	0	0	0
66	HYPERTENSIVE HEART DISEASES	0	0	0	0	0	0	0	0	0
67	ACUTE MYOCARDIAL INFARCTION	0	0	0	0	0	0	0	0	0
68	ARTERIAL EMBOLISM AND THROMBOSIS,PHLEBITIS,THROMBOPHLEBITIS,VE NOUS EMBOLISM AND THROMBOSIS	0	0	0	0	0	0	0	0	0
69	BRONCHITIS ,BRONCHIOLITIS AND UNSPECIFIED EMPHYSEMA	0	0	0	0	0	0	0	0	0
70	PLEURISY	0	0	0	0	0	0	0	0	0
71	PARALYTIC ILEUS AND INTESTINAL OBSTRUCTION WITHOUT HERNIA	0	0	0	0	0	0	0	0	0
72	PERITONITIS	0	0	0	0	0	0	0	0	0
73	CHOLELITHIASIS AND CHOLECYSTITIS	0	0	0	0	0	0	0	0	0
74	DISORDERS OF THE PANCREAS	0	0	0	0	0	0	0	0	0
75	RHEUMATOID ARTHRITIS AND OTHER INFLAMMATORY POLYARTHROPATHIES	0	0	0	0	0	0	0	0	0
76	MEDICAL ABORTION	0	0	0	0	0	0	0	0	0

**TABLE S-6 : STILL BIRTHS BY CAUSE OF STILL BIRTHS AND AGE OF MOTHER - 2023 (URBAN & RURAL)**

Sl. No.	Cause of Still Birth	Age of Mother								Total
		Below 15	15-19	20-24	30-34	35-39	40-44	45 & Above	Age Not Stated	
1	2	3	4	5	6	7	8	9	10	11
77	SLOW FETAL GROWTH,FETAL MALNUTRITION AND IMMATUREITY	1	62	301	175	75	11	0	0	939
78	HYPOXIA,BIRTH ASPHYXIA AND OTHER RESPIRATORY CONDITIONS	1	18	112	34	12	0	0	0	250
79	HAEMOLYTIC DISEASE OF FETUS AND NEW-BORN	0	0	1	5	0	0	0	0	9
80	OTHER PERINATAL JAUNDICE	0	0	0	0	0	0	0	0	0
81	SPINA BIFIDA	0	0	0	0	0	0	0	0	0
82	FEVER OF UNKNOWN ORIGIN	0	0	0	0	0	0	0	0	0
83	SHOCK, NOT ELSEWHERE CLASSIFIED	0	0	0	0	0	0	0	0	0
84	FRACTURE OF SKULL AND FACIAL BONES	0	0	0	0	0	0	0	0	0
85	FRACTURE OF NECK,THORAX OR PELVIS	0	0	0	0	0	0	0	0	0
86	FRACTURE OF UPPER LIMB	0	0	0	0	0	0	0	0	0
87	FRACTURE OF LOWER LIMB	0	0	0	0	0	0	0	0	0
88	FRACTURES INVOLVING MULTIPLE BODY REGIONS, AND OF UNSPECIFIED BODY REGION	0	0	0	0	0	0	0	0	0
89	INTRACRANIAL AND INTERNAL INJURIESINCLUDING NERVES	0	0	0	0	0	0	0	0	0
90	CRUSHING INJURIES AND TRAUMATIC AMPUTATIONS OF SPECIFIED AND MULTIPLE BODY REGIONS	0	0	0	0	0	0	0	0	0
91	OTHER INJURIES OF SPECIFIED,UNSPECIFIED AND MULTIPLE BODY REGIONS	0	0	0	0	0	0	0	0	0
92	EFFECTS OF FOREIGN BODY ENTERING THROUGH NATURAL ORIFICE	0	0	0	0	0	0	0	0	0
93	RAILWAY ACCIDENTS	0	0	0	0	0	0	0	0	0
94	WATER TRANSPORT ACCIDENTS	0	0	0	0	0	0	0	0	0
95	AIR AND SPACE TRANSPORT ACCIDENTS	0	0	0	0	0	0	0	0	0
96	ALL OTHER TRANSPORT ACCIDENTS	0	0	0	0	0	0	0	0	0
97	ACCIDENTAL DROWING AND SUBMERSION	0	0	0	0	0	0	0	0	0
98	EXPOSURE TO SMOKE, FIRE AND FLAMES	0	0	0	0	0	0	0	0	0
99	MISADVENTURES TO PATIENTS DURING MEDICAL AND SURGICAL CARE	0	0	0	0	0	0	0	0	0
100	ACCIDENTS CAUSED BY MACHINERY,AND BY CUTTING PIERCING INSTRUMENTS	0	0	0	0	0	0	0	0	0
101	ACCIDENTS CAUSED BY FIREARM MISSILE	0	0	0	0	0	0	0	0	0
102	ACCIDENTAL POISONING BY AND EXPOSURE TO NOXIOUS SUBSTANCES	0	0	0	0	0	0	0	0	0
103	OPERATIONS OF WAR	0	0	0	0	0	0	0	0	0
104	SUN STROKE	0	0	0	0	0	0	0	0	0
105	COVID 19 VIRUS NOT IDENTIFIED CLINICALLY	0	0	0	0	0	0	0	0	0
106	DENGUE FEVER	0	0	0	0	0	0	0	0	0
	<b>TOTAL</b>	<b>4</b>	<b>185</b>	<b>1078</b>	<b>478</b>	<b>192</b>	<b>24</b>	<b>0</b>	<b>0</b>	<b>2890</b>
	<b>RURAL</b>									
1	CHOLERA	0	0	0	0	0	0	0	0	0
2	TYPHOID FEVER AND PARATYPHOID FEVERS	0	0	0	0	0	0	0	0	0
3	FOOD POISONING	0	0	0	0	0	0	0	0	0
4	DIARRHOEA AND GASTROENTERITIS OF PRESUMED INFECTIOUS ORIGIN	0	0	0	0	0	0	0	0	0
5	RESPIRATORY TUBERCULOSIS	0	0	0	0	0	0	0	0	0

**TABLE S-6 : STILL BIRTHS BY CAUSE OF STILL BIRTHS AND AGE OF MOTHER - 2023 (URBAN & RURAL)**

Sl. No.	Cause of Still Birth	Age of Mother								Total
		Below 15	15-19	20-24	30-34	35-39	40-44	45 & Above	Age Not Stated	
1	2	3	4	5	6	7	8	9	10	11
6	LEPROSY	0	0	0	0	0	0	0	0	0
7	DIPHTHERIA	0	0	0	0	0	0	0	0	0
8	WHOOPING COUGH	0	0	0	0	0	0	0	0	0
9	OTHER TETANUS	0	0	0	0	0	0	0	0	0
10	ACUTE POLIMYELITIS	0	0	0	0	0	0	0	0	0
11	MEASELES	0	0	0	0	0	0	0	0	0
12	RABIES	0	0	0	0	0	0	0	0	0
13	MALARIA	0	0	0	0	0	0	0	0	0
14	OTHER AND UNSPECIFIED NEOPLASM	0	0	0	0	0	0	0	0	0
15	DIABETES MELLITUS	0	0	0	1	0	0	0	0	1
16	OTHER ANAEMIAS(D50-D55,D57-D64)	0	0	0	0	0	0	0	0	0
17	OTHER VIRAL ENCEPHALITIS	0	0	0	0	0	0	0	0	0
18	OTHER FORMS OF HEART DISEASES	0	0	0	0	0	0	0	0	0
19	PNEUMONIA	0	0	0	0	0	0	0	0	0
20	INFLUENZA	0	0	0	0	0	0	0	0	0
21	ASTHMA	0	0	0	0	0	0	0	0	0
22	OTHER VIRAL HEPATITIS (JAUNDICE)	0	0	0	0	0	0	0	0	0
23	DISEASES OF THE LIVER	0	0	0	0	0	0	0	0	0
24	GASTRIC AND DUODENAL ULCER	0	0	0	0	0	0	0	0	0
25	DISEASES OF APPENDIX	0	0	0	0	0	0	0	0	0
26	GENITAL URINARY SYSTEM	0	0	0	0	0	0	0	0	0
27	SPONTANEOUS ABORTION	0	0	0	0	0	0	0	0	0
28	OBSTRUCTED LABOUR	0	2	10	1	0	0	0	0	24
29	BIRTH TRAUMA	0	1	0	1	0	0	0	0	4
30	CEREBROVASCULAR DISEASES	0	0	0	0	0	0	0	0	0
31	SENILITY	0	0	0	0	0	0	0	0	0
32	OTHERS NOT ELSE WHERE CLASSIFIED	0	0	0	0	0	0	0	0	0
33	BITES OF SNAKES AND OTHER VENOMOUS ANIMALS	0	0	0	0	0	0	0	0	0
34	BURNS AND CORROSIONS	0	0	0	0	0	0	0	0	0
35	ACCIDENTAL FALLS	0	0	0	0	0	0	0	0	0
36	POISONINGS BY DRUGS AND BIOLOGICAL SUBSTANCES,AND TOXIC EFFECTS	0	0	0	0	0	0	0	0	0
37	MOTOR VEHICLE TRAFFIC ACCIDENTS	0	0	0	0	0	0	0	0	0
38	OTHER ROAD VEHICLE ACCIDENTS	0	0	0	0	0	0	0	0	0
39	INTENTIONAL SELF-HARM(SUICIDE-ATTEMPTED)	0	0	0	0	0	0	0	0	0
40	ASSAULT(HOMICIDE)	0	0	0	0	0	0	0	0	0
41	NOT STATED	0	0	0	0	0	0	0	0	0
42	VIRAL FEVER	0	0	0	0	0	0	0	0	0

**TABLE S-6 : STILL BIRTHS BY CAUSE OF STILL BIRTHS AND AGE OF MOTHER - 2023 (URBAN & RURAL)**

Sl. No.	Cause of Still Birth	Age of Mother								Total
		Below 15	15-19	20-24	30-34	35-39	40-44	45 & Above	Age Not Stated	
1	2	3	4	5	6	7	8	9	10	11
43	RENAL FAILURE AND OTHER DISORDERS OF KIDNEY AND URETER	0	0	0	0	0	0	0	0	0
44	SEPTICAEMIA	0	0	0	0	0	0	0	0	0
45	SYPHILLIS	0	0	0	0	0	0	0	0	0
46	COVID 19 VIRUS IDENTIFIED	0	0	0	0	0	0	0	0	0
47	TUBERCULOSIS OF OTHER ORGANS AND MILIARY TUBERCULOSIS	0	0	0	0	0	0	0	0	0
48	NEONATAL TETANUS	0	0	0	0	0	0	0	0	0
49	HUMAN IMMUNODEFICIENCY VIRUS[HIV]DISEASE	0	0	0	0	0	0	0	0	0
50	MALIGNANT NEOPLASMS OF LIP, ORAL CAVITY AND PHARYNX	0	0	0	0	0	0	0	0	0
51	MALIGNANT NEOPLASM OF OESOPHAGUS	0	0	0	0	0	0	0	0	0
52	MALIGNANT NEOPLASM OF STOMACH	0	0	0	0	0	0	0	0	0
53	MALIGNANT NEOPLASMS OF LIVER AND INTRAHEPATIC BILE DUCTS	0	0	0	0	0	0	0	0	0
54	MALIGNANT NEOPLASMS OF LARYNX, TRACHEA, BRONCHUS AND LUNG	0	0	0	0	0	0	0	0	0
55	MALIGNANT NEOPLASM OF BREAST	0	0	0	0	0	0	0	0	0
56	OTHER MALIGNANT NEOPLASM OF FEMALE GENITAL ORGANS	0	0	0	0	0	0	0	0	0
57	MALIGNANT NEOPLASM OF PROSTATE	0	0	0	0	0	0	0	0	0
58	MALIGNANT NEOPLASM OF BLADDER	0	0	0	0	0	0	0	0	0
59	MALIGNANT NEOPLASMS OF MENINGES,BRAIN AND OTHER PARTS OF CENTRAL NERVOUS	0	0	0	0	0	0	0	0	0
60	LEUKAEMIA	0	0	0	0	0	0	0	0	0
61	OTHER PROTEIN-ENERGY MALNUTRITION	0	0	0	0	0	0	0	0	0
62	DISORDERS OF THYROID GLAND	0	0	0	0	0	0	0	0	0
63	SCHIZOPHRENIA, SCHIZOTYPAL & DELUSIONA AND MENTAL BEHAVIOURAL DISORDERS	0	0	0	0	0	0	0	0	0
64	OTHER INFLAMMATORY DISEASES OF THE CENTRAL NERVOUS SYSTEM	0	0	0	0	0	0	0	0	0
65	EPILEPSY	0	0	0	0	0	0	0	0	0
66	HYPERTENSIVE HEART DISEASES	0	0	0	0	0	0	0	0	0
67	ACUTE MYOCARDIAL INFARCTION	0	0	0	0	0	0	0	0	0
68	ARTERIAL EMBOLISM AND THROMBOSIS,PHLEBITIS, THROMBOPHLEBITIS,VE NOUS EMBOLISM AND THROMBOSIS	0	0	0	0	0	0	0	0	0
69	BRONCHITIS ,BRONCHIOLITIS AND UNSPECIFIED EMPHYSEMA	0	0	0	0	0	0	0	0	0
70	PLEURISY	0	0	0	0	0	0	0	0	0
71	PARALYTIC ILEUS AND INTESTINAL OBSTRUCTION WITHOUT HERNIA	0	0	0	0	0	0	0	0	0
72	PERITONITIS	0	0	0	0	0	0	0	0	0
73	CHOLELITHIASIS AND CHOLECYSTITIS	0	0	0	0	0	0	0	0	0
74	DISORDERS OF THE PANCREAS	0	0	0	0	0	0	0	0	0
75	RHEUMATOID ARTHRITIS AND OTHER INFLAMMATORY POLYARTHROPATHIES	0	0	0	0	0	0	0	0	0
76	MEDICAL ABORTION	0	0	0	0	0	0	0	0	0
77	SLOW FETAL GROWTH,FETAL MALNUTRITION AND IMMATURETY	0	3	17	1	2	0	0	0	25
78	HYPOXIA,BIRTH ASPHYXIA AND OTHER RESPIRATORY CONDITIONS	0	1	1	0	0	0	0	0	2
79	HAEMOLYTIC DISEASE OF FETUS AND NEW-BORN	0	0	0	0	0	0	0	0	0

**TABLE S-6 : STILL BIRTHS BY CAUSE OF STILL BIRTHS AND AGE OF MOTHER - 2023 (URBAN & RURAL)**

Sl. No.	Cause of Still Birth	Age of Mother								Total
		Below 15	15-19	20-24	30-34	35-39	40-44	45 & Above	Age Not Stated	
1	2	3	4	5	6	7	8	9	10	11
80	OTHER PERINATAL JAUNDICE	0	0	0	0	0	0	0	0	0
81	SPINA BIFIDA	0	0	0	0	0	0	0	0	0
82	FEVER OF UNKNOWN ORIGIN	0	0	0	0	0	0	0	0	0
83	SHOCK, NOT ELSEWHERE CLASSIFIED	0	0	0	0	0	0	0	0	0
84	FRACTURE OF SKULL AND FACIAL BONES	0	0	0	0	0	0	0	0	0
85	FRACTURE OF NECK, THORAX OR PELVIS	0	0	0	0	0	0	0	0	0
86	FRACTURE OF UPPER LIMB	0	0	0	0	0	0	0	0	0
87	FRACTURE OF LOWER LIMB	0	0	0	0	0	0	0	0	0
88	FRACTURES INVOLVING MULTIPLE BODY REGIONS, AND OF UNSPECIFIED BODY REGION	0	0	0	0	0	0	0	0	0
89	INTRACRANIAL AND INTERNAL INJURIES INCLUDING NERVES	0	0	0	0	0	0	0	0	0
90	CRUSHING INJURIES AND TRAUMATIC AMPUTATIONS OF SPECIFIED AND MULTIPLE BODY REGIONS	0	0	0	0	0	0	0	0	0
91	OTHER INJURIES OF SPECIFIED, UNSPECIFIED AND MULTIPLE BODY REGIONS	0	0	0	0	0	0	0	0	0
92	EFFECTS OF FOREIGN BODY ENTERING THROUGH NATURAL ORIFICE	0	0	0	0	0	0	0	0	0
93	RAILWAY ACCIDENTS	0	0	0	0	0	0	0	0	0
94	WATER TRANSPORT ACCIDENTS	0	0	0	0	0	0	0	0	0
95	AIR AND SPACE TRANSPORT ACCIDENTS	0	0	0	0	0	0	0	0	0
96	ALL OTHER TRANSPORT ACCIDENTS	0	0	0	0	0	0	0	0	0
97	ACCIDENTAL DROWING AND SUBMERSION	0	0	0	0	0	0	0	0	0
98	EXPOSURE TO SMOKE, FIRE AND FLAMES	0	0	0	0	0	0	0	0	0
99	MISADVENTURES TO PATIENTS DURING MEDICAL AND SURGICAL CARE	0	0	0	0	0	0	0	0	0
100	ACCIDENTS CAUSED BY MACHINERY, AND BY CUTTING PIERCING INSTRUMENTS	0	0	0	0	0	0	0	0	0
101	ACCIDENTS CAUSED BY FIREARM MISSILE	0	0	0	0	0	0	0	0	0
102	ACCIDENTAL POISONING BY AND EXPOSURE TO NOXIOUS SUBSTANCES	0	0	0	0	0	0	0	0	0
103	OPERATIONS OF WAR	0	0	0	0	0	0	0	0	0
104	SUN STROKE	0	0	0	0	0	0	0	0	0
105	COVID 19 VIRUS NOT IDENTIFIED CLINICALLY	0	0	0	0	0	0	0	0	0
106	DENGUE FEVER	0	0	0	0	0	0	0	0	0
	<b>TOTAL</b>	<b>0</b>	<b>7</b>	<b>28</b>	<b>4</b>	<b>2</b>	<b>0</b>	<b>0</b>	<b>0</b>	<b>56</b>

**TABLE S-7 : STILL BIRTHS BY DURATION OF PREGNANCY AND AGE OF MOTHER (RURAL & URBAN) - 2023**

Sl. No.	Age of Mother	Duration Pregnancy (in Weeks)					Total
		Below 32	32-36	37-39	41+	Not Stated	
1	2	3	4	5	5	6	7
	<b>All</b>						
1	Below 15	1	2	1	0	0	4
2	15-19	57	71	48	3	0	192
3	20-24	312	420	302	17	0	1106
4	25-29	287	311	272	12	0	944
5	30-34	127	165	148	5	0	482
6	35-39	60	65	62	1	0	194
7	40-44	8	8	5	1	0	24
8	45 & above	0	0	0	0	0	0
9	Age not Stated	0	0	0	0	0	0
	<b>Total</b>	<b>852</b>	<b>1042</b>	<b>838</b>	<b>39</b>	<b>0</b>	<b>2946</b>
	<b>Urban</b>						
1	Below 15	1	2	1	0	0	4
2	15-19	57	67	46	2	0	185
3	20-24	304	413	290	17	0	1078
4	25-29	283	309	263	12	0	929
5	30-34	127	165	144	5	0	478
6	35-39	60	64	61	1	0	192
7	40-44	8	8	5	1	0	24
8	45 & above	0	0	0	0	0	0
9	Age not Stated	0	0	0	0	0	0
	<b>Total</b>	<b>840</b>	<b>1028</b>	<b>810</b>	<b>38</b>	<b>0</b>	<b>2890</b>
	<b>Rural</b>						
1	Below 15	0	0	0	0	0	0
2	15-19	0	4	2	1	0	7
3	20-24	8	7	12	0	0	28
4	25-29	4	2	9	0	0	15
5	30-34	0	0	4	0	0	4
6	35-39	0	1	1	0	0	2
7	40-44	0	0	0	0	0	0
8	45 & above	0	0	0	0	0	0
9	Age not Stated	0	0	0	0	0	0
	<b>Total</b>	<b>12</b>	<b>14</b>	<b>28</b>	<b>1</b>	<b>0</b>	<b>56</b>



## **Overview of Civil Registration System (CRS)**

1. Registration of birth is a right of every child and is the first step towards establishing her/his legal identity.
2. It is compulsory to report births and deaths to the Registrar of Births and Deaths under the Registration of Births and Deaths Act, 1969 (Act No. 18 of 1969).
3. Births and deaths are registered only at the place of their occurrence.
4. Head of the household is responsible to report births and deaths that occurred in the house to the Registrar of Births and Deaths of the concerned area.
5. It is the responsibility of the officer in charge or any person authorised by her/him to report the births and deaths that occur in hospitals, nursing homes, health centres etc. to the Registrar of Births and Deaths of the concerned area.
6. Births and deaths are reported in the prescribed forms - Form 1 for live birth; Form 2 for death and Form 3 for still birth.
7. Midwife or any other medical or health attendant who has attended or was present the birth or death are duty bound to notify the concerned Registrar about the occurrence of the event.
8. Keeper or the owner of a place set apart for the disposal of the dead bodies or any person required by a local authority to be present at such place are required to notify the concerned Registrar about the occurrence of the death.
9. The Registrar(s) of Births and Deaths have the power under Section 21 of the Act to obtain information regarding birth or death from any person to furnish any information within her/his knowledge.
10. Births and deaths are to be reported within 21 days of occurrence of the event.
11. The birth/death certificate are issued free of charge by the concerned Registrar for events reported within 21 days.
12. The birth/death reported after 21 days but within 30 days can be registered on payment of the prescribed fee.
13. The birth/death reported after 30 days but within one year of its occurrence can be registered with the written permission of the prescribed authority and on production of an affidavit made before a notary public or any other officer authorised by the State Government and on payment of the fee as prescribed.
14. Births and deaths reported after one year of its occurrence shall be registered only on an order of the Magistrate of the First Class after verifying the correctness and on payment of the prescribed fee.

15. A birth can be registered without the name of the child.
16. Name of the child can be entered in the birth certificate within 12 months without any fee and after one year but within 15 years of registration on payment of prescribed fee and by approaching the concerned Registrar.
17. Error(s), if any, in the particulars of birth or death records can be corrected as per the prescribed procedure under Section 15 of the Act.
18. Any entry in the birth or death records made fraudulently or improperly, can be cancelled by the concerned Registrar.
19. Under Section 17 of the RBD Act, 1969, any person can cause a search in the birth or death registers for any entry and obtain a certified extract. Such extracts shall be admissible as evidence of birth or death to which the entry relates.
20. All Registrars are required to send a monthly return to the concerned Addl. District Registrar/District Registrar or Chief Registrar.
21. The birth of an Indian Citizen, occurred outside the country, can also be registered in India within sixty days of return of the parents at the place where they intend to settle. After this period, it could be registered under delayed registration provisions of the Act.
22. There is no provision to register death of an Indian Citizen that has occurred outside the country.
23. Non-reporting of births and deaths, giving false information for inclusion in the register, refusing to put signature in the reporting form/register and non-registration of events reported to the Registrar is a punishable offence under the Act.
24. Under the RBD Act, 1969, Registrars and Sub-Registrars are the public servants.
25. Registration of births and deaths made prior to implementation of the RBD Act, 1969 is deemed to have been done under the same Act.
26. On adoption of a child, the name of the adoptive parents and a new name for the child can be entered in the birth register.

\*\*\*\*\*

## GLOSSARY OF TERMS

**Birth:** Live birth or still birth.

**Live birth:** Complete expulsion or extraction from its mother of a product of conception, irrespective of the duration of pregnancy, which, after such expulsion or extraction, breathes or shows any other evidence of life, and each product of such birth is considered live-born.

**Still Birth:** Foetal death where a product of conception has attained at least the prescribed period of gestation.

**Death:** Permanent disappearance of all evidence of the life at any time after live birth has taken place.

**Infant Death:** Death of a child less than one year old.

**Level of reporting:** indicates the status of returns of registered births and deaths by the concerned Registrar within a State / UT during the year.

**Sex Ratio of Birth:**

$$\text{Sex Ratio of Registered Birth} = \frac{\text{Number of female births registered during the year}}{\text{Number of male births registered during the year}} \times 1000$$

Gross Natural addition to the Population = Total Registered Births – Total Registered Deaths.

<b>Birth Rate =</b>	Number of Births during the year Mid Year Projected Population	× 1000
<b>Death Rate =</b>	Number of Deaths during the year Mid Year Projected Population	× 1000
<b>Infant Mortality = Rate (IMR)</b>	Number of Infant Deaths Number of live Births	× 1000
<b>Still Birth = Rate</b>	Number of Still Births (Number of live Births + Number of Still Births)	× 1000