


No. DES 03 OF 2023



GOVERNMENT OF KARNATAKA

**ANNUAL REPORT
ON
THE REGISTRATION
OF
BIRTHS AND DEATHS ACT, 1969
2022**



**OFFICE OF THE CHIEF REGISTRAR OF BIRTHS & DEATHS
AND
DIRECTORATE OF ECONOMICS & STATISTICS**

KARNATAKA, BANGALORE

PREFACE

Registration of Births and Deaths Act, 1969 (Central Act No. 18/1969) envisages uniform procedure for registration of vital events through-out the Country. Sections 4(4) and 19(2) of the Act lay down that the Chief Registrar of Births and Deaths in the State has to prepare an Annual Report on the implementation of the Act and submit the same to both Union and State Governments.

The present Report is the 52nd in the series since the commencement of the enforcement of Act in the State in 1970 and 22nd in volume after the amendment of the Karnataka Registration of Births and Deaths Rules brought into force on 1st January 2000 in the entire State of Karnataka.

The statistical tables in this Annual Report – 2022 are in accordance with the model tables defined in the KRBD Rules, 1999 and are in accordance with the instructions of the Registrar General, India.

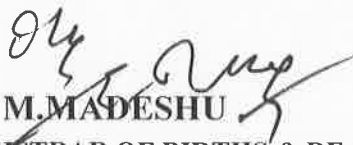
I hope that information in this Report will facilitate the needs of data users and planners of the health related programs, particularly the information with respect to deaths is anticipated to be more useful for researchers in their analytical studies.

I wish to place on record my thanks and acknowledge the co-operation extended by the registering functionaries and all the connected authorities at various levels.

My sincere thanks are also placed on record for the efforts made by Smt. Madhuri. S. Tavag, Deputy Chief Registrar, Smt. Dakshayini. R, Assistant Chief Registrar, Smt. Soumya N.S, Statistical Inspector, Sri. M.B.Madhu Kumar, Programme Co-ordinator and Smt. Shobha. M, Programmer who is expert in eJanMa matters, under the overall supervision and guidance of Sri. Chikkabeeraiah S.K, Joint Chief Registrar of Births and Deaths in bringing out this report.

Suggestions are gladly welcome for the improvement of this report.

PLACE: BANGALORE
DATE : 31.05.2023


M.MADESHU
CHIEF REGISTRAR OF BIRTHS & DEATHS
KARNATAKA

SPECIAL THANKS

Registration of Births and Deaths Act, 1969 (Central Act No. 18/1969) envisages uniform procedure for registration of vital events through-out the Country. Sections 4(4) and 19(2) of the Act lay down that the Chief Registrar of Births and Deaths in the State has to prepare an Annual Report on the implementation of the Act and submit the same to both Union and State Governments.

My sincere thanks are also placed on record for the efforts made by National Informatics Centre (NIC) officers/ staff in providing technical assistance in generating the reports in e-JanMa (electronic-Janana Marana) as per the Act and Rules, Smt. Chandrakala S Bhat, Senior Technical Director, Sri. Shree Kumar, Senior Technical Director, Mr. Chinnan K, Senior Programmer, Mr. Sourbh Rajput, Senior programmer, Smt. Madhura M.M, Programmer and Kum. Kavipriya, Programmer under the overall supervision and guidance of Sri. P.V. Bhat, National Informatics Officer in bringing out this report.

Suggestions are gladly welcome for the improvement of this report.

PLACE: BANGALORE
DATE 31.05.2023


M. MADESHU
CHIEF REGISTRAR OF BIRTHS & DEATHS
KARNATAKA

Summary of Annual Report on the RBD Act, 1969 - Year 2022

Sector/Events	Urban	Rural	Total
<i>Birth</i>			
Number of registered Births	866951	170231	1037182
Number of registered Male Births	448917	88962	537879
Number of registered Female Births	418034	81269	499303
Sex Ratio	931	914	928
Number of Institutional Births	849424	132235	981659
Percentage of Institutional Births	97.97	77.68	94.64
Birth Rate	12.57	16.37	14.69
<i>Death</i>			
Number of registered Deaths	250407	300920	551327
Number of registered Male Deaths	152673	177595	330268
Number of registered Female Deaths	97734	123325	221059
Number of Institutional Deaths	113164	16755	129919
Percentage of Institutional Deaths	45.2	5.6	23.56
Death Rate	8.06	8.08	8.07
<i>Infant Death</i>			
Number of registered Infant Deaths	8174	178	8352
Number of registered Infant Male Deaths	4809	87	4896
Number of registered Infant Female Deaths	3365	91	3456
Number of Institutional Infant Deaths	8174	178	8352
Percentage of Institutional Infant Deaths	100.00	100.00	100.00
Infant Death Rate	9.67	6.88	7.93
<i>Maternal Death</i>			
Number of registered Maternal Deaths	163	4	167
Number of Institutional Maternal Deaths	163	4	167
Percentage of Institutional Maternal Deaths	100.00	100.00	100.00
<i>Still Birth</i>			
Number of registered Still Births	3658	90	3748
Number of registered Male Still Births	1995	46	2041
Number of registered Female Still Births	1663	44	1707
Number of Institutional Still Births	3658	90	3748
Percentage of Institutional Still Births	100.00	100.00	100.00
Still Birth Rate	9.31	0.14	3.62

CONTENTS		Page No.
I	Annual report on the working of the Registration of Births & Deaths Act, 1969, for the year 2022.	i to xi
II	Districtwise Registered Births, Deaths, Infant Deaths, Still Births and Rates(Rural & Urban) - 2022.	1-3
III	Graphical Representation of Birth Rate and Death Rate -2022.	4-5
IV	Vital Statistics Tables of Karnataka-2022.	
Table No.	CONTENTS	Page No.
Table-A-1	Population, Registration Units, Monthly Returns Due and Received (Rural Areas) -2022.	6
Table-A-2	Population, Registration Units, Monthly Returns Due and Received (Urban Areas) -2022.	7
Table-B-1	Live Births by Place of Occurrence, Districts (Rural & Urban) and Towns with Population one Lakh and above-2022.	8-10
Table-B-2	Live Births by Place of Residence, Districts (Rural & Urban) and Towns with Population one Lakh and above-2022.	11-13
Table-B-3	Time Gap in Registration of Live Births (Rural & Urban)-2022.	14
Table-B-4	Live Births by Sex and Month of Occurrence-2022.	15-17
Table-B-5	Live Births by Type of Attention at Delivery(Rural & Urban)-2022.	18
Table-B-6	Live Births by Method of Delivery and Type of Institution for Institutional Births (Rural & Urban)-2022.	19
Table-B-7	Live Births by Age of the Mother and Birth Order(Rural &Urban)-2022.	20
Table-B-8	Live Births by Birth Order and Age of the Mother for towns with population one lakh and above-2022.	21-28
Table-B-9	Live Births by Age and Level of Education of the Mother (Rural & Urban)-2022.	29
Table-B-10	Live Births by Level of Education of the Father and Birth Order (Rural & Urban)-2022.	30
Table-B-11	Live Births by Level of Education of the Mother and Birth Order (Rural & Urban)-2022.	31
Table-B-12	Live Births by Age of Mother and Birth Order for each Level of Education of the Mother (Rural)-2022.	32-33
Table-B-13	Live Births by Age of Mother and Birth Order for each Level of Education of the Mother (Urban)-2022.	34-35
Table-B-14	Live Births by Age of Mother, Birth Order and Religion of the Family (Rural)-2022.	36

CONTENTS		Page No.
Table-B-15	Live Births by Age of Mother, Birth Order and Religion of the Family (Urban)-2022.	37-39
Table-B-16	Live Births by Occupation of the Father and Birth Order (Rural & Urban)-2022.	40
Table-B-17	Live Births by Occupation of the Mother and Birth Order (Rural & Urban)-2022.	41
Table-B-18	Live Births by Duration of Marriage of the Mother and Birth Order (Rural & Urban)-2022.	42
Table-B-19	Live Births by Duration of Marriage and Age of the Mother (Rural & Urban)-2022.	43
Table-B-20	Live Births by Duration of pregnancy and Birth Weight (Rural & Urban)-2022.	44
Table-B-21	Live Births by Age of Mother and Birth Weight (Rural & Urban)-2022.	45
Table-B-22	Live Births by Birth Order and Birth Weight (Rural & Urban)-2022.	46
Table-B-23	Live Births by Method of Delivery and Age of the Mother (Rural & Urban)-2022.	47
Table-D-1	Deaths by Place of Occurrence, Districts (Rural & Urban) and Towns with Population one Lakh and above -2022.	48-50
Table-D-2	Deaths by Place of Residence, Districts (Rural & Urban) and Towns with Population one Lakh and above -2022.	51-53
Table-D-3	Time Gap in Registration of Deaths (Rural & Urban)-2022.	54
Table-D-4	Deaths by Sex and Month of Occurance-2022.	55-57
Table-D-5	Deaths by Type of Attention at Death(Urban & Rural)-2022.	58
Table-D-6	Deaths by Age,Sex and Religion of the deceased(Urban & Rural)-2022.	59
Table-D-7	Deaths by Age, Occupation and Sex(Rural)-2022.	60
Table-D-8	Deaths by Age, Occupation and Sex(Urban)-2022.	61
Table-D-9	Deaths by Age, Occupation and Sex(All Areas)-2022.	62
Table-D-10	Deaths by Cause of Death, Age and Sex for all Deaths Medically Certified or Not -2022.	63-72
Table-D-11	Deaths by Cause of Death, Age and Sex for Medically Certified Deaths-2022.	73-81
Table-D-12	Infant Deaths by Place of Occurrence, Districts(Rural & Urban) and Towns with Population one lakh and above -2022.	82-84

CONTENTS		Page No.
Table-D-13	Infant Deaths by Place of Residence, Districts(Rural & Urban) and Towns with Population one lakh and above -2022.	85-87
Table-D-14	Infant Deaths by Age & Sex(Rural & Urban) -2022.	88
Table-D-15	Pregnancy Related Deaths by Age Group of the Deceased and Cause of Death for Medically Certified Deaths(Rural&Urban) -2022.	89
Table-D-16	Pregnancy Related Deaths by Age Group of the Deceased and Cause of Death for all deaths Medically Certified or not(Rural & Urban) -2022.	90
Table-D-18	Pregnancy Related Deaths by Age and Occupation (Rural & Urban) -2022.	91
Table-D-19	Deaths by Selected Cause of Death, Age, Sex and Habits(Rural)-2022.	92-147
Table-D-20	Deaths by Selected Cause of Death, Age, Sex and Habits(Urban)-2022.	148-206
Table-D-21	Deaths by Selected Cause of Death, Age, Sex and Habits(All Areas)-2022.	207-270
Table-S-1	Still Births by Place of Occurrence in Districts(Rural & Urban)-2022.	271-273
Table-S-2	Still Births by Place of Residence in Districts(Rural & Urban)-2022.	274-276
Table-S-3	Still Births by Sex and Age of Mother (Rural & Urban)-2022.	277
Table-S-4	Still Births by Sex and Duration of Pregnancy (Rural & Urban)-2022.	278
Table-S-5	Still Births by Type of Attention Received at Delivery (Rural & Urban) - 2022.	279
Table-S-6	Still Births by Cause of Still Births and Age of Mother (Rural & Urban)-2022.	280-286
Table-S-7	Still Births by Duration of Pregnancy and Age of Mother (Rural & Urban)-2022.	287

REPORT ON THE WORKING OF THE REGISTRATION OF BIRTH & DEATH ACT, 1969 IN KARNATAKA FOR THE YEAR 2022

1. STATE PROFILE:

The State of Karnataka is located within 11°30' North and 18°30' North latitudes and 74° East and 78°30' East longitude. It is situated on a tableland where the Western and Eastern Ghats ranges converge into the Nilgiri hill complex, in the western part of the Deccan Peninsular region of India. The State is bounded by Maharashtra and Goa States in the north and northwest; the Arabian Sea in the west; Kerala and Tamil Nadu States in the south and the State of Andhra Pradesh and Telangana in the east.

The state covers an area of 191,791 square kilometers (74,122 sq miles), or 5.83% of the total geographical area of India. Geographically, the state is divided into 3 principal regions: the coastal region of Karavali, the hilly Malenadu region comprising the Western Ghats and the Bayaluseeme region comprising the plains of the Deccan plateau.

After Indian independence, Maharaja Jayachamarajendra Wodeyar acceded the princely state of Mysore to India. In 1950, Mysore became an Indian state. Following the long-standing demand of the Ekikarana Movement, Kodagu and Kannada-speaking regions from the adjoining states of Madras, Hyderabad and Bombay were incorporated into the Mysore state, under the States Reorganization Act of 1956. Thus expanded state was renamed Karnataka, seventeen years later, in 1973.

Karnataka now has 31 districts and 4 administrative divisions. Districts are administered by Deputy Commissioners, and divisions are administered by a Regional Commissioners: Bangalore is the capital of the state.

2. ADMINISTRATIVE SET UP OF THE REGISTRATION MACHINERY AT VARIOUS LEVELS:

2.1 The Registration of Births & Deaths Act, 1969 (Central Act no. 18 of 1969) came into force in the State with effect from 1st April, 1970. The Karnataka Registration of Births & Deaths Rules, 1970 were framed & issued by Government of Karnataka vide Government Notification No PD 172 PST (1) 69 dated the fifteenth December, 1970, effective from 1st January, 1971. These rules subsequently were amended in December, 1999 as per the instructions and guidelines of Registrar General, India through the Gazette Notification No. PDS 208 SMC 99 Dated 30.12.1999. Revamped system of Registration of Births and Deaths is in force in Karnataka since the first day of January, 2000.

2.2 STATE LEVEL: As per the Honorable Supreme Court order No: writ petition (Civil) 37 of 2009 date.20.09.2010, the Government of Karnataka have appointed full time Chief Registrar of Births & Deaths for the State of Karnataka [No. PD 133 SMC 2013 DT 25-9-2013]. The Joint Director, the Deputy Director & the Assistant Director in charge of Civil Registration as the Ex-Officio Joint Chief Registrar of Births and Deaths [No. PD 48 PST 82(1) DT 2-11-82], Ex-Officio Deputy Chief Registrar of Births and Deaths [No. PD 172 PST (3) 69 DT 15.12.70] & the Ex-Officio Assistant Chief Registrar of Births and Deaths [No. PD 48 PST 82(2) DT 2-11-82 respectively to assist the Chief Registrar.

The Chief Registrar is the Chief Executive Authority in the State for the implementation and monitoring of the Act, Rules & the orders issued there under. In the process, he/she has to motivate, direct, co-ordinate, synchronize & supervise the work of registration in the State in accordance with the instructions of the State & Central Governments.

2.3 DISTRICT LEVEL: At the district level, the Deputy Commissioner in charge of the revenue district is the District Registrar and the District Statistical Officer of the Directorate of Economics & Statistics is the Additional District Registrar[vide notification no. PD 172 PST (4) 69 dated 15.12.1970. The registration machinery in urban & rural areas is briefly outlined below [vide notification no. IFS 316 SMM 90 dated 15.03.1993].

2.3.1 RURAL AREAS: Village Accountant of the Revenue Department has been appointed as the Registrar of births & deaths for the villages comes under his jurisdiction. Each of the revenue village under him is a Registration Unit.

2.3.2 URBAN AREAS: In urban areas, the City Corporations/City Municipal Councils//Town Municipal Councils/Notified Area Committees/Project Areas/Sanitary Boards etc., Health Officers/Medical Officers/Health Inspectors/Sanitary Inspectors are the Registrars. In some large cities/towns, Sub-Registrars of Births and Deaths have been appointed for different areas to decentralize the work and make the centre more easily accessible to the public.

As per the orders of the Hon'ble Supreme Court of India Sub-Registration units were also opened in the District Hospitals, Taluk Hospitals & Community Health Centers/ Primary Health Centers in which Medical officers are sub registrars.

3. REGISTRATION PROCEDURE:

3.1 GENERAL: The Registration of Births, Deaths and Still Births is compulsory and free under the RBD Act, 1969 and rules framed there under. According to the Act, it is the mandatory duty of the head of the household (the head being the person who is so recognized by the household) and if he is not present in the house, the nearest relative of the head present in the house and in the absence of any such person, the oldest adult person present in the house, to report the occurrence in the house of any live birth or still birth or death. In case of births and deaths in a hospital, nursing home or other such institution, the Medical Officer in charge or any person authorized by him; in respect of births and deaths in a jail, the Jailor in charge; in respect of births and deaths in hostel, boarding house, choultry or other such institution, the person in charge thereof; in respect of any new-born child or dead body found in the public place, the headman or other corresponding officer of the village in case of a village and the officer in charge of the local police station are designated as persons responsible to report their occurrence to the concerned local registrar. As per Karnataka Registration of Births & Deaths Rules, 1999 (with effect from 1.1.2000), all births, still births and deaths are to be reported within 21 days of its occurrence to the Registrar/Sub-registrar of the concerned local areas.

3.2 The prescribed information for registration of birth, still birth and death is required to be given in live birth report form (form no. 1), Still birth report form (form no. 3) and Death report form (form no.2) as the case may be.

3.3 Registration of Births and Deaths is being carried out in the State using the web based application called e-JanMa software developed by NIC. In 2014 Aug eJanMa is implemented on pilot phase for Bengaluru Urban district Anekal Taluk, and rolled out in all over Karnataka phased manner in 2015, subsequently in urban area Govt. hospitals had been implemented from July 2015, in Bruhat Bengaluru Mahanagara Palike rolled out eJanMa application from April 2018 and All other Urban Local Bodies are integrated with eJanMa from 02.07.2018, with this eJanMa is the single software using for registration of births and deaths across the state.

3.4 As soon as the registration of a birth or death is completed, the Registrar has to issue the certificate in Form No.5 or 6, as the case may be, containing the essential particulars of the event at free of cost to the applicant under Sec. 12 of the RBD Act, 1969. Additional copies

of the birth/death certificates may be obtained on payment of Rs. 5 per copy under Sec.17 of the RBD Act.

3.5 Where the birth of any child had been registered without a name, the parents or guardian of such a child may approach the Registrar for inclusion of the name of the child in the birth register, after the child is named, at free of cost within 12 months from the date of registration. After one year but within a period of 15 years, the name can be entered on payment of Rs. 5 as late fee. For the events registered before the commencement of the rule, as per the instruction of the Registrar General of India, the period for inclusion of name of the child in Birth Register has been extended for the period of five years from the date of commencement of KRBD Rules (Amendment) 2022.

4. SUBMISSION OF REPORTS FROM THE REGISTRARS:

4.1 By using the statistical information entered in e-JanMa software the annual report on the working of the RBD Act is prepared.

5. GENERAL RESPONSE OF THE PUBLIC

The response from the public is steadily on the rise since, lately; birth certificates are in demand in the schools for admission and death certificates for all personal claims. Publicity measures are also yielding significant results since the last decade. The table on vital events registered from 1971 to 2022 indicates the extent of Registration of births and deaths. The percentage of Civil Registration System (CRS) rates to Sample Registration System (SRS) rates are also provided in the following table.

VITAL EVENTS REGISTERED FROM 1971 TO 2022

Year	Number of vital events registered			Vital rates		Percentage of CRS rates to SRS rates	
	Live births	Still births	Deaths	Births	Deaths	Births	Deaths
1	2	3	4	5	6	7	8
1971	469226	9966	176160	16.00	6.00	50.50	40.60
1972	484616	13312	179593	16.10	6.00	51.10	47.20
1973	463130	11970	193725	14.94	6.24	51.70	50.30
1974	435353	10612	166102	13.74	5.24	49.10	48.10
1975	453444	10689	171857	13.97	5.29	50.40	48.10
1976	454851	10713	176061	13.68	5.30	46.40	45.30
1977	459473	9828	175824	12.92	5.17	48.20	46.20
1978	427336	4991	155489	12.22	4.44	42.00	37.30
1979	455668	7714	163296	12.82	4.59	44.70	45.00
1980	460295	7673	87556	12.68	2.41	45.90	25.10
1981	466387	7036	150526	12.56	4.06	44.40	44.60
1982	480337	4420	150008	12.66	3.96	45.40	43.00
1983	406812	5921	224115	10.51	3.21	36.10	34.50
1984	439892	6472	132568	11.14	3.35	36.80	35.00
1985	484334	2373	154186	12.03	3.83	40.60	43.50
1986	564500	5739	162700	13.65	3.93	47.40	45.20
1987	564015	4897	154018	13.40	3.66	46.40	42.10
1988	641846	5276	195787	14.98	4.57	52.20	51.90
1989	673287	4734	199766	17.68	5.09	63.10	57.80
1990	780496	5736	209873	17.61	4.73	62.90	58.40
1991	792291	4938	240206	17.65	5.35	65.60	59.40
1992	827188	5551	215666	18.00	4.69	68.50	55.20
1993	860471	3949	257133	18.34	5.48	71.90	68.50
1994	886320	5236	282180	21.60	6.90	86.70	83.10
1995	996077	5656	325279	20.34	6.64	84.40	87.40
1996	1028112	5415	336535	20.54	6.61	89.34	86.92
1997	1031329	4545	350264	20.17	6.85	88.86	90.14
1998	1042256	4213	374400	20.00	7.16	90.67	90.71
1999	997649	4473	346451	18.68	6.48	83.78	84.26

VITAL EVENTS REGISTERED FROM 1971 TO 2022

Year	Number of vital events registered			CRS Vital rates		Percentage of CRS rates to SRS rates	
	Live births	Still births	Deaths	Births	Deaths	Births	Deaths
1	2	3	4	5	6	7	8
2000	1009716	5472	351736	20.04	6.98	91.07	89.48
2001	1017224	4557	365181	19.51	7.00	87.88	92.15
2002	973653	4187	355662	18.85	6.89	85.29	95.69
2003	1001749	3628	359661	19.31	6.93	88.58	96.25
2004	988520	3943	343644	18.82	6.54	90.05	94.78
2005	1007868	4538	364415	18.51	6.69	89.85	94.23
2006	1046531	5091	387604	18.95	7.02	94.28	98.87
2007	1046424	5526	381890	18.95	6.92	95.23	94.79
2008	1082450	5069	372062	19.30	6.63	97.47	89.59
2009	1076383	5729	373290	19.05	6.61	97.69	91.81
2010	1071518	6587	381743	18.29	6.51	95.26	91.69
2011	1108562	6940	384745	18.72	6.50	99.47	91.55
2012	1124490	6524	407015	18.62	6.74	100.00	94.93
2013	1068671	5708	413635	17.54	6.79	95.85	97.00
2014	1087530	5685	411533	17.21	6.51	94.04	93.00
2015	1053248	5067	393731	16.44	6.15	94.92	96.23
2016	1107258	4477	420774	16.42	6.28	100.00	100.00
2017	1099019	3781	481747	15.94	7.06	100.00	100.00
2018	1028934	4194	483511	14.62	6.96	94.04	100.00
2019	1047877	3156	508584	14.51	7.18	92.35	100.00
2020	988143	3326	551808	14.34	8.18	100.00*	100.00*
2021	899065	3195	666402	13.42	9.82	100.00*	100.00*
2022	1037182	3748	551327	14.69	8.07	100.00*	100.00*

Note:

1. * Expected birth rates are taken from population projections for India & States 2011-2036 report published by Census of India-2011, since 2022 SRS rates are not available.
2. From year 2015 to 2019 percentage of CRS rates to SRS rates are revised as per Annual registration of births and deaths reports published by RGI.

6. NOTIFICATION OF BIRTHS AND DEATHS:

6.1 Notification pertaining to appointment of Notifiers.

- (i) The Junior Health Assistants (Female), Other Health Workers, Dais (Birth Attendants), Nurses and other staff had been appointed as Notifiers (Govt. Notification No. PD 152 PST 79 dated 6/14-8-1979). Since there is no prescription of notification form in the revamped system, the notifies are required to fill the reporting form itself and get the signature of the informant and hand them over to the concerned registrar. Further, as per the Government Notification No. PD 02 SWP 2009 dated 11.11.2011, Headmasters of Government Primary Schools had been appointed as Notifiers.

6.2 Notification pertaining to Medical Certification of cause of death

Government of Karnataka had issued a Notification, (No PDS 146 SMC 2002, dated 25-10-2002) to bring all Government Hospitals, Private Hospitals and Nursing Homes in the State under the scheme of Medical Certification of Cause of Death.

6.3 Notification pertaining to Standardize of birth/death reporting forms/certificates

- (i) To standardize the birth/death certificates, the Government of Karnataka had issued a Notification (No. PD 135 SMC 2006, dated.30.12.2006) amending the KRBD rules, 1999. The revised birth and death certificates and corresponding reporting forms (Form No 1 & 2) and registers (Form No.7 & 8) have come into force from 1.1.2007 itself.
- (ii) To introduce birth reporting form 1A for recording adoptive child information, the Government of Karnataka had issued a Notification No. PD 59 SMC 2012, dated.30.5.2012 amending the existing rule 5(1) of KRBD rules, 1999.
- (iii) Government of Karnataka has issued a Notification No. PD 175 SMC 2013, dated.30.9.2013 amending the existing rule 5 to 8 of KRBD rules, 1999 for including additional column i.e “Name of Wife” in death reporting form, death certificate and death register.
- (iv) Government of Karnataka has issued the Notification No.PD 35 SMC 2016, dated.24.05.2016 for recording Transgender information in forms 1, 1A, 2, 3, 4, 4A,11,12 and 13 amending the existing rules 5(1) of KRBD Rules, 1999.

6.4. Notification pertaining to inclusion of the name of child in the Birth Certificate.

Government of Karnataka has issued a Notification No. PD 15 SMC 2021, dated.8.02.2021 extending the period for inclusion of the name of child in the birth certificate.

6.5. Notification pertaining to reporting the Vital events occurred in a moving vehicle.

For Reporting the Vital events occurred in a moving vehicle, Government of Karnataka has issued a Notification No. PD 264 SMC 2016, dated.03.11.2016 amending the existing rule 6 of KRBD Rules, 1999.

6.6 Notification pertaining to include “Age and Contact details of Husband/Wife of deceased”

Government of Karnataka has issued a Notification No. PD 150 SMC 2018, dated.4.7.2018 to include new columns “Age and Contact details of Husband/Wife of deceased” in the legal part of the death reporting form no.2.

6.7 Notification pertaining to printing Births and Deaths Certificates in A4 size 70 GSM paper .

Government of Karnataka has issued a Notification No. PDS 209 SMC 2020, dated.7.11.2020 for printing of Births and Deaths Certificates in A4 size 70 GSM. Provision has been made to the public to get Digitally signed Births and Deaths certificates in Seva Sindu Centers for the registered births and deaths events in e-janma software.

7. PROGRESS IN THE MEDICAL CERTIFICATION OF CAUSE OF DEATH.

As per the provision 10(3) of the Act, every Medical Practitioner has to issue a certificate as to the cause of death if he had attended the deceased at the time of his/her last illness. The scheme called the "**Medical Certification of Cause of Death**" is extended to the events in the 3619 hospitals (Including Private Hospitals) of the state during the year. The information is collected in Form No.4 for institutional deaths and in Form No. 4A for non-institutional deaths under this scheme.

8. MAINTENANCE OF RECORDS:

8.1 Every register of birth, death and still birth shall be retained by the Registrar/Sub-registrar in his office for a period of 12 months after the end of the calendar year to which it relates and such register shall thereafter be transferred for safe custody to the Tahsildar in case of rural areas and Commissioner/Chief Officer of the Municipal Corporation/ Municipal Council/Project Officer of the Town/Cantonment Area in case of urban areas.

8.2 Blank forms/registers prescribed for registration of births & deaths were printed in the Government Press and supplied to the Registrars through the District Statistical Officers and Ex-Officio Additional District Registrars of Births and Deaths, with an instruction to transfer the legal part of records after one year of the calendar year to the concerned as mentioned in Para 8.1 for their preservation as permanent records.

9. SEARCH OF BIRTH AND DEATH REGISTERS/ISSUE OF CERTIFICATES.

9.1 Certificates under section 12 were issued by the Registrar both in rural and urban areas. Under Section 17, they were normally issued by the concerned Tahsildars in case of rural areas and in the case of urban areas, certificates were issued by the Registrar/Chief Officers/Commissioners etc., of the Municipalities /Corporations.

9.2 If any particular event of birth or death is not found registered, the Registrar shall issue a non-availability certificate in Form No.10 on being requested.

9.3 The fees payable for a search to be made, an extract or a non-availability certificate to be issued under Section 17, shall be as follows.

a.	Search for a single entry in the first year for which the search is made.	Rs. 2.00
b.	For every additional year for which the search is continued	Rs. 2.00
c.	For granting extract relating to each birth or death	Rs. 5.00
d.	For granting non-availability certificate of birth or death	Rs. 2.00

9.4 CERTIFICATE ISSUED:

During 2022, **2110317** Birth Certificates and **1593484** Death Certificates were issued.

10. DELAYED REGISTRATION.

Section 13 of the RBD Act, 1969 and rule 9 of the KRBD Rules, 1999 lays down the procedure for registration of vital events reported after the expiry of stipulated normal reporting period i.e., 21 days.

Sl. No.	Time limit for delayed registration	Formalities needed to observe	Late fee
1	After expiry of normal reporting period but within 30 days of occurrence.	The Registrar.	Rs.2/- (Two)
2	After 30 days but within one year of occurrence.	(i)Written permission of the Tahsildar/Commissioner/Chief Officer.	Rs.5/- (Five)
3	After one year of occurrence	An order made by Judicial Magistrate of First Class after verifying the correctness of the birth or death.	Rs.10/- (Ten)

A total of **474260** cases of delayed registration were reported (after the prescribed time of 30 days) of which **336175** (Rural **97622** Urban **2385531**) were births and **138031**Rural **73939** Urban **64092**) were deaths.

11. PROSECUTION AND COMPOUNDING OFFENCES.

No prosecution was launched during the year. Penalization was avoided and improvement was attempted through educative, publicity/propaganda and persuasive measures.

12. DIFFICULTIES ENCOUNTERED IN THE IMPLEMENTATION OF THE ACT:

- 1 Inadequacy of staff at all levels.
- 2 Lack of administrative authority to the Chief Registrar over registration functionaries.

13. INSPECTION, TRAINING AND MEETINGS OF REGISTRATION FUNCTIONARIES:

13.1 INSPECTION ARRANGEMENT.

Inspection of registration centers and registration record is important in ensuring qualitative and quantitative improvement of registration work. The District Registrars and Additional District Registrars were directed to conduct inspection of registration centers of rural as well as urban areas of their district. State level Officers were also conducted inspection. Besides these routine inspections, registration centers were inspected by the officials of Revenue Department also. 2360 inspections of the registration units were done by the District Statistical Officers of the Directorate and Officers/ Officials of the Revenue Department for the year 2022.

13.2 TRAININGS.

170 trainings were conducted during 2022, District Statistical Officers conducted trainings to the registration functionaries in all the taluks and in Bruhat Bangalore Mahanagara Palike to improve the Civil Registration System. Detailed procedures of RBD Act and Rules, Clarifications and Discrepancies in filling up of reporting forms and use of e-JanMa software were also discussed in these trainings.

13.3 MEETINGS

39 District Level Co-ordination Committee meetings were conducted in Districts under the Chairmanship of District Collectors to strengthen the Civil Registration System involving Stake holder departments. 420 Taluk level Co-ordination committee meetings were also conducted during the year 2022.

14. PUBLICITY

14.1 A fully fledged help desk with toll free number 1800-425-6578 has been established for providing information on birth and death registration in e-JanMa software and to resolve the grievances for the public.

14.2 To create awareness among the public regarding registration of Births and Deaths through e-JanMa Software, publicity on registration of Births and Deaths were made through Newspapers.

14.3 During 2022, wide publicity regarding importance of registration of Births and Deaths were made through all publications published by Directorate of Economics and Statistics.

15. PRINTING OF FORMS AND REGISTERS.

The birth and death registration forms were got printed by the State Government Printing Press by free of cost and sufficient quantity of forms were supplied to all the districts by the Chief Registrar's Office.

16. INTER DEPARTMENTAL CO-ORDINATION COMMITTEE.

IDCC meeting has been conducted on 20.10.2022 under the chairmanship of Additional Chief Secretary to Government, Planning, Program Monitoring and Statistics Department.

17. GENERAL REMARKS:

About 356 clarifications on the legal aspects of the system were issued to the registration functionaries / general public in the State level.

-:000:-

**DISTRICTWISE REGISTERED BIRTHS, DEATHS, INFANT DEATHS,
STILL BIRTHS AND RATES URBAN-2022**

Sl. No	District	Birth		Death		Registered Infant Death	Still Birth	
		Registered	Rate	Registered	Rate		Registered	Rate
1	2	3	4	5	6	7	8	9
1	BAGALKOT	37356	13.98	7172	9.71	88	149	14.70
2	BALLARI	30491	14.92	8028	11.71	617	266	19.58
3	BELAGAVI	64456	15.71	15042	11.23	503	44	1.94
4	BENGALURU	142247	8.52	72653	4.75	1458	149	1.33
5	BENGALURU RURAL	9906	15.47	2712	10.27	22	27	4.72
6	BIDAR	29620	21.46	3865	7.34	308	135	10.56
7	CHAMARAJANAGAR	7058	14.55	2166	15.39	50	60	20.10
8	CHIKKABALLAPURA	15737	13.33	2443	10.65	75	64	13.75
9	CHIKKAMAGALURU	12588	17.01	2488	16.00	7	62	14.78
10	CHITRADURGA	21008	13.99	4199	14.25	192	254	46.27
11	DAKSHINA KANNADA	31922	10.12	14481	8.32	397	238	16.01
12	DAVANAGERE	30376	16.12	7976	11.66	572	239	23.14
13	DHARWAD	35376	10.30	14143	9.25	680	525	41.78
14	GADAG	15641	14.10	4764	12.59	284	163	28.96
15	HASSAN	18993	14.28	4956	12.24	249	6	0.97
16	HAVERI	16896	15.86	3267	12.52	67	158	24.86
17	KALABURAGI	48353	25.88	7545	7.77	270	171	6.66
18	KODAGU	4621	18.46	851	15.95	27	0	0.00
19	KOLAR	19601	16.64	4557	9.59	177	75	8.37
20	KOPPAL	22129	23.51	3363	15.12	14	2	0.33
21	MANDYA	17117	15.88	4207	17.91	164	3	0.61
22	MYSURU	40152	13.54	17648	10.03	888	275	13.36
23	RAICHUR	32459	20.46	5086	10.21	36	54	4.80
24	RAMANAGARA	8119	14.07	2176	11.06	6	15	3.43
25	SHIVAMOGGA	28394	18.60	8511	12.03	449	37	3.18
26	TUMAKURU	32541	15.19	6420	12.35	74	265	25.03
27	UDUPI	11630	9.73	4984	8.56	126	61	11.69
28	UTTARA KANNADA	16953	13.51	3683	11.66	58	93	16.04
29	VIJAYANAGARA	12861	13.75	3268	4.62	5	30	4.69
30	VIJAYAPURA	38343	22.21	5977	10.40	309	38	2.80
31	YADGIR	14007	19.99	1776	7.72	2	0	0.00
	STATE	866951	12.57	250407	8.06	8174	3658	9.31

Note: Birth, Death and Still Birth rates are calculated on the basis of place of residence and Mid year projected population published by Census of India-2011.

**DISTRICTWISE REGISTERED BIRTHS, DEATHS, INFANT DEATHS,
STILL BIRTHS AND RATES RURAL-2022**

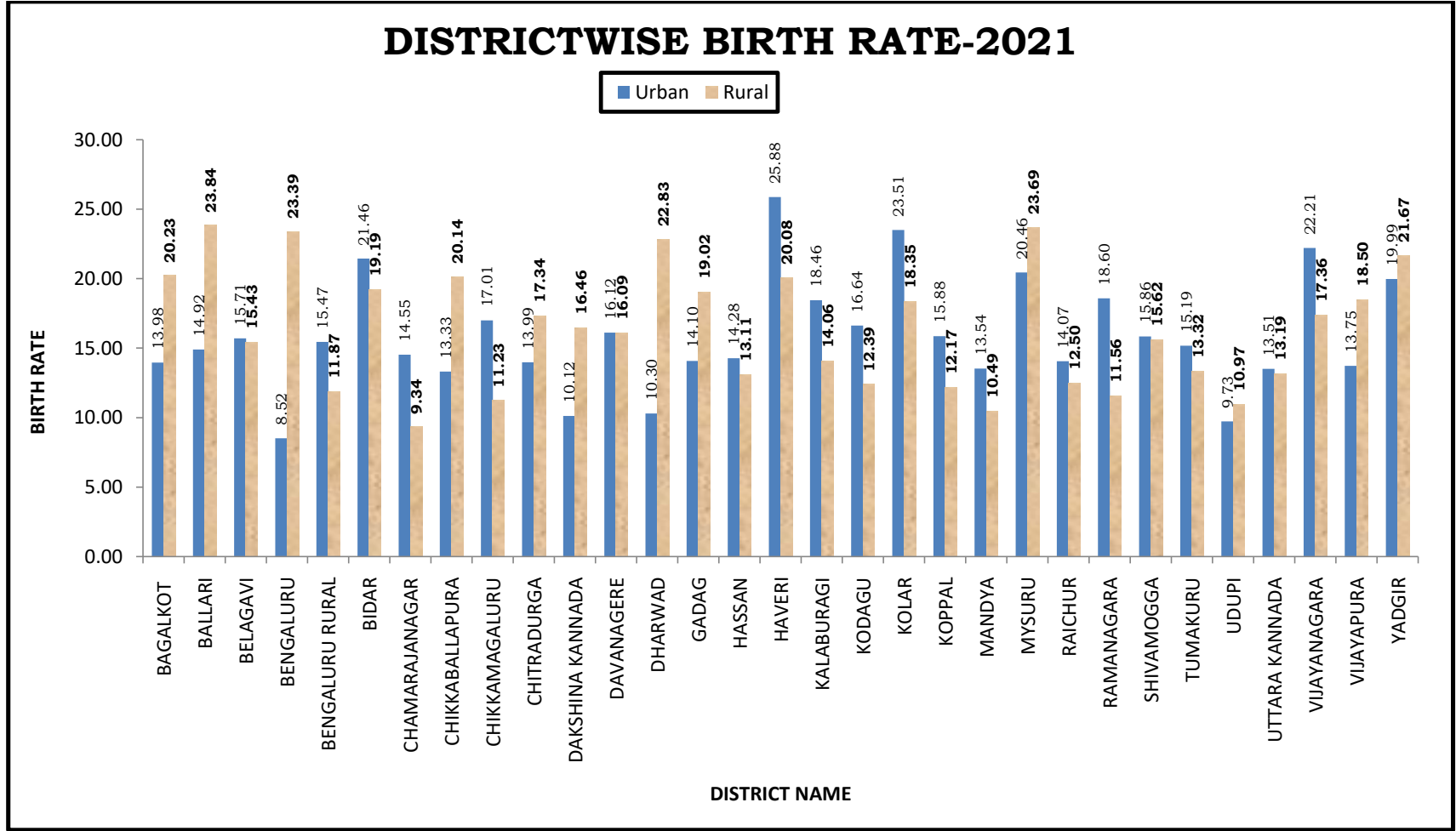
Sl. No	District	Birth		Death		Registered Infant Death	Still Birth	
		Registered	Rate	Registered	Rate		Registered	Rate
1	2	3	4	5	6	7	8	9
1	BAGALKOT	4099	20.23	8895	6.74	2	0	0.00
2	BALLARI	6945	23.84	5613	12.33	2	12	0.50
3	BELAGAVI	13463	15.43	24514	6.64	9	5	0.09
4	BENGALURU	6579	23.39	6977	7.55	26	0	0.00
5	BENGALURU RURAL	1188	11.87	5927	7.91	0	0	0.00
6	BIDAR	10716	19.19	8584	6.66	0	1	0.04
7	CHAMARAJANAGAR	2115	9.34	8371	10.44	9	1	0.13
8	CHIKKABALLAPURA	9095	20.14	8096	8.61	2	1	0.05
9	CHIKKAMAGALURU	1254	11.23	8034	9.98	3	0	0.00
10	CHITRADURGA	3905	17.34	12898	9.87	2	5	0.22
11	DAKSHINA KANNADA	2177	16.46	8966	9.69	10	0	0.00
12	DAVANAGERE	1191	16.09	8099	8.07	2	0	0.00
13	DHARWAD	1761	22.83	6466	8.16	4	2	0.11
14	GADAG	2329	19.02	5162	7.65	1	8	0.60
15	HASSAN	3723	13.11	14068	11.15	2	3	0.18
16	HAVERI	3331	15.62	9263	7.48	1	6	0.3
17	KALABURAGI	17662	20.08	11882	6.28	22	15	0.34
18	KODAGU	3692	14.06	3803	8.76	7	1	0.16
19	KOLAR	3786	12.39	7796	7.43	1	2	0.15
20	KOPPAL	10570	18.35	7325	5.82	1	3	0.13
21	MANDYA	2168	12.17	13817	9.96	4	0	0.00
22	MYSURU	2404	10.49	17276	10.12	3	0	0.00
23	RAICHUR	17900	23.69	8262	5.34	1	1	0.03
24	RAMANAGARA	2632	12.50	9341	12.45	7	1	0.11
25	SHIVAMOGGA	1479	11.56	8899	8.18	4	0	0.00
26	TUMAKURU	2236	13.32	21929	11.45	7	2	0.08
27	UDUPI	1667	10.97	7544	10.37	3	2	0.25
28	UTTARA KANNADA	2895	13.19	8109	8.15	18	9	0.61
29	VIJAYANAGARA	6458	18.50	8233	3.69	1	5	0.26
30	VIJAYAPURA	8668	17.36	10666	5.74	15	5	0.12
31	YADGIR	12143	21.67	6105	5.67	9	0	0.00
	STATE	170231	16.37	300920	8.08	178	90	0.14

Note: Birth, Death and Still Birth rates are calculated on the basis of place of residence and Mid year projected population published by Census of India-2011.

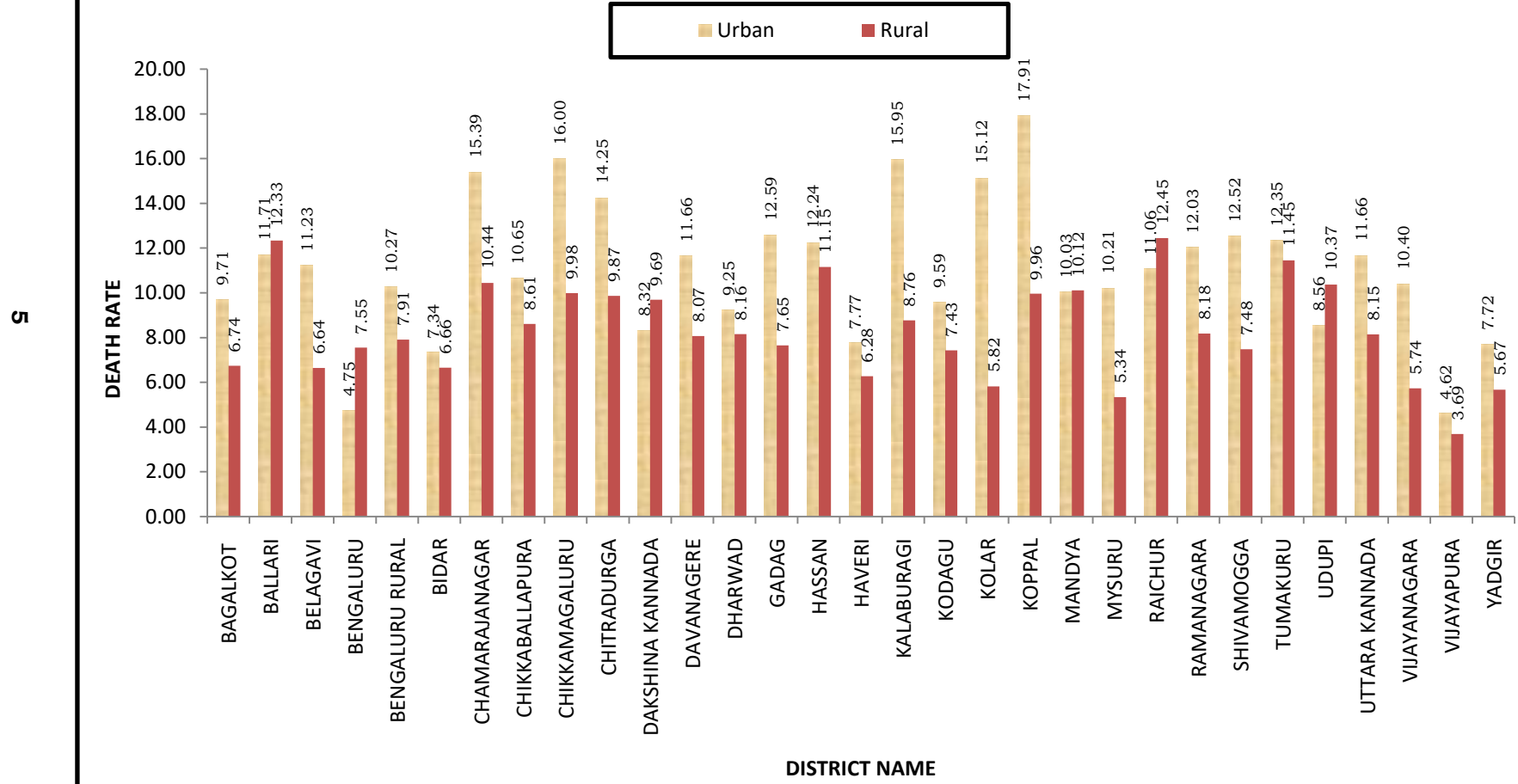
**DISTRICTWISE REGISTERED BIRTHS, DEATHS, INFANT DEATHS,
STILL BIRTHS AND RATES URBAN & RURAL-2022**

Sl. No	District	Birth		Death		Registered Infant Death	Still Birth	
		Registered	Rate	Registered	Rate		Registered	Rate
1	2	3	4	5	6	7	8	9
1	BAGALKOT	41455	18.09	16067	7.76	90	149	3.94
2	BALLARI	37436	19.56	13641	12.04	619	278	7.55
3	BELAGAVI	77919	15.51	39556	7.86	512	49	0.58
4	BENGALURU	148826	9.53	79630	4.94	1484	149	1.11
5	BENGALURU RURAL	11094	13.03	8639	8.68	22	27	1.82
6	BIDAR	40336	19.80	12449	6.84	308	136	3.14
7	CHAMARAJANAGAR	9173	10.33	10537	11.38	59	61	5.56
8	CHIKKABALLAPURA	24832	18.37	10539	9.14	77	65	2.66
9	CHIKKAMAGALURU	13842	12.53	10522	11.33	10	62	4.56
10	CHITRADURGA	24913	16.61	17097	10.82	194	259	8.94
11	DAKSHINA KANNADA	34099	12.80	23447	8.90	407	238	7.37
12	DAVANAGERE	31567	16.10	16075	9.43	574	239	8.88
13	DHARWAD	37137	15.52	20609	8.79	684	527	16.67
14	GADAG	17970	17.27	9926	9.41	285	171	9.01
15	HASSAN	22716	13.40	19024	11.43	251	9	0.39
16	HAVERI	20227	15.67	12530	8.67	68	164	6.27
17	KALABURAGI	66015	22.00	19427	6.77	292	186	2.81
18	KODAGU	8313	14.73	4654	9.87	34	1	0.13
19	KOLAR	23387	13.80	12353	8.15	178	77	3.46
20	KOPPAL	32699	19.22	10688	7.38	15	5	0.17
21	MANDYA	19285	12.84	18024	11.39	168	3	0.14
22	MYSURU	42556	11.89	34924	10.07	891	275	7.03
23	RAICHUR	50359	22.88	13348	6.57	37	55	1.11
24	RAMANAGARA	10751	12.96	11517	12.04	13	16	1.16
25	SHIVAMOGGA	29873	14.09	17410	9.56	453	37	1.51
26	TUMAKURU	34777	13.79	28349	11.68	81	267	7.17
27	UDUPI	13297	10.45	12528	9.61	129	63	4.76
28	UTTARA KANNADA	19848	13.28	11792	9.17	76	102	5.25
29	VIJAYANAGARA	19319	17.02	11501	3.98	6	35	1.38
30	VIJAYAPURA	47011	18.53	16643	6.86	324	43	0.89
31	YADGIR	26150	21.33	7881	6.09	11	0	0.00
	STATE	1037182	14.69	551327	8.07	8352	3748	3.62

Note: Birth, Death and Still Birth rates are calculated on the basis of place of residence and Mid year projected population published by Census of India-2011.



DISTRICTWISE DEATH RATE-2021



**Table A-1: Population, Registration Units, Monthly Returns Due and Received
(Rural Areas)-2022**

Sl. No	Districts	Population as per last census-2011	No.of Registration Units	No.of Monthly Returns due	Estimated Mid year Population *
1	Bagalkote	1291906	657	7884	1332560
2	Bellary	1532356	354	13212	846510
3	Belgaum	3568466	1402	7584	3731981
4	Bangalore(U)	871607	630	16824	918509
5	Bangalore(R)	722179	1100	11028	741427
6	Bidar	1277348	686	8148	1320974
7	Chamarajanagar	845817	573	18852	813305
8	Chickballapur	973985	1571	14544	951591
9	Chikmagalur	898453	1212	13932	810822
10	Chitradurga	1329923	1161	5052	1327211
11	Dakshina Kannada	1093563	421	10992	938329
12	Davanagere	1316487	916	4680	1026080
13	Dharwad	797484	390	4380	825132
14	Gadag	685261	363	32052	697588
15	Hassan	1399658	2674	12144	1276572
16	Haveri	1242167	773	3960	1266111
17	Kalburgi	1730775	1010	9276	1903945
18	Kodagu	473531	330	22308	438376
19	Kolar	1056328	1859	8592	1060518
20	Koppal	1156216	716	21276	1263741
21	Mandya	1497407	1773	21696	1402333
22	Mysore	1755714	1766	11688	1731782
23	Raichur	1438464	975	10668	1561524
24	Ramanagar	814877	889	19536	753034
25	Shimoga	1129026	1624	34776	1107981
26	Tumkur	2079902	2898	3756	1926208
27	Udupi	843300	313	16656	719389
28	Uttara Kannada	1018188	1389	8796	999892
29	Vijayanagar	**	566	6792	1882698
30	Vijayapura	1675353	733	6876	1026081
31	Yadgir	953594	557	6684	1086796
	Total	37469335	32281	394644	37689000

Foot Note Comments:

Total Number of Monthly Returns Due	394644	Percentage(%)
Number of Reports Received	394644	100.00
Number of reports not received	0	0.00

Note:-* Estimated mid year population data is taken from population projections for India & States 2011-2036 report published by Census of India-2011.

**** As per last census-2011 Vijayanagar District Population is included in Bellary District.**

Table A-2: Population, Registration Units, Monthly Returns Due and Received (Urban Areas) - 2022

Sl. No	Districts	Population as per last census-2011	No.of Registration Units	No.of Monthly Returns due	Estimated Mid year Population *
1	Bagalkote	597846	34	408	695311
2	Bellary	920239	33	396	778826
3	Belgaum	1211195	69	828	1340816
4	Bangalore(U)	8749944	101	1212	12698924
5	Bangalore(R)	268744	10	120	354795
6	Bidar	425952	17	204	488959
7	Chamarajanagar	174974	10	120	191055
8	Chickballapur	281119	12	144	333684
9	Chikmagalur	239508	19	228	235160
10	Chitradurga	329533	12	144	366887
11	Dakshina Kannada	996086	34	408	1281457
12	Davanagere	629010	20	240	623268
13	Dharwad	1049539	32	384	1155501
14	Gadag	379309	21	252	385277
15	Hassan	376763	16	192	433254
16	Haveri	355501	21	252	390832
17	Gulbarga	835551	40	480	938948
18	Kodagu	80988	8	96	79426
19	Kolar	480073	18	216	526717
20	Koppal	233704	16	192	254431
21	Mandya	308362	16	192	307555
22	Mysore	1245413	50	600	1473184
23	Raichur	490348	27	324	527005
24	Ramanagar	267759	11	132	310227
25	Shimoga	623727	34	408	623093
26	Tumkur	599078	23	276	654128
27	Udupi	334061	13	156	521057
28	Uttara Kannada	418981	23	276	413112
29	Vijayanagar	**	16	192	593422
30	Vijayapura	501978	29	348	462700
31	Yadgir	220677	16	192	280989
	Total	23625962	801	9612	29720000

Foot Note Comments:

Total Number of Monthly Returns Due	9612	Percentage(%)
Number of Reports Received	9612	100.00
Number of reports not received	0	0.00

Note:-* Estimated mid year population data is taken from population projections for India & States 2011-2036 report published by Census of India-2011.

**** As per last census-2011 Vijayanagar District Population is included in Bellary District.**

**TABLES RELATED
TO BIRTH**

TABLE B-1 : LIVE BIRTHS BY PLACE OF OCCURENCE, DISTRICTS (RURAL & URBAN) AND TOWNS WITH POPULATION ONE LAKH AND ABOVE - 2022

Sl. No	Districts		Births by Place of Occurrence			Place of Residence of Mother		Place of Residence
			Male	Female	Total	Within the Area	Outside the Area	Outside the State
1	2		3	4	5	6	7	8
1	Bagalkot	URBAN	19809	17547	37356	26456	10144	756
		RURAL	2136	1963	4099	3368	684	47
		TOTAL	21945	19510	41455	29824	10828	803
	Towns with Population one lakh and above							
	Bagalkot (CMC)		5131	4730	9861	6325	3316	220
2	Ballari	URBAN	15908	14583	30491	21784	3503	5204
		RURAL	3595	3350	6945	5610	244	1091
		TOTAL	19503	17933	37436	27394	3747	6295
	Towns with Population one lakh and above							
	Ballari		12291	11262	23553	16205	2806	4542
3	Belagavi	URBAN	33285	31171	64456	53748	5394	5314
		RURAL	6907	6556	13463	11931	884	648
		TOTAL	40192	37727	77919	65679	6278	5962
	Towns with Population one lakh and above							
	Belgaum (M Corp. + OG)		10863	10415	21278	18380	1276	1622
4	Bengaluru	URBAN	72929	69318	142247	118651	15855	7741
		RURAL	3422	3157	6579	4751	1038	790
		TOTAL	76351	72475	148826	123402	16893	8531
	Towns with Population one lakh and above							
	BBMP		70812	67285	138097	115535	15445	7117
5	Bengaluru Rural	URBAN	5137	4769	9906	7101	2578	227
		RURAL	618	570	1188	1019	147	22
		TOTAL	5755	5339	11094	8120	2725	249
6	Bidar	URBAN	15484	14136	29620	24919	1425	3276
		RURAL	5763	4953	10716	9595	404	717
		TOTAL	21247	19089	40336	34514	1829	3993
	Towns with Population one lakh and above							
	Bidar (CMC + OG)		8119	7444	15563	12572	919	2072
7	Chamarajanagar	URBAN	3559	3499	7058	5528	1175	355
		RURAL	1082	1033	2115	1701	358	56
		TOTAL	4641	4532	9173	7229	1533	411
8	Chikkaballapura	URBAN	8186	7551	15737	12366	2419	938
		RURAL	5095	4000	9095	8582	447	80
		TOTAL	13281	11551	24832	20948	2866	1018
9	Chikkamagaluru	URBAN	6455	6133	12588	8188	4090	310
		RURAL	612	642	1254	884	305	65
		TOTAL	7067	6775	13842	9072	4395	375
	Towns with Population one lakh and above							
	Chikmagalur (CMC)		2424	2302	4726	3289	1264	173
10	Chitradurga	URBAN	10881	10127	21008	16990	3390	628
		RURAL	1971	1934	3905	2940	640	325
		TOTAL	12852	12061	24913	19930	4030	953
	Towns with Population one lakh and above							
	Chitradurga (CMC + OG)		8022	7387	15409	12300	2649	460
11	Dakshina Kannada	URBAN	16259	15663	31922	24821	3180	3921
		RURAL	1088	1089	2177	1943	161	73
		TOTAL	17347	16752	34099	26764	3341	3994
	Towns with Population one lakh and above							
	Mangalore (M Corp. + OG)		8924	8508	17432	13040	2135	2257

TABLE B-1 : LIVE BIRTHS BY PLACE OF OCCURENCE, DISTRICTS (RURAL & URBAN) AND TOWNS WITH POPULATION ONE LAKH AND ABOVE - 2022

Sl. No	Districts		Births by Place of Occurrence			Place of Residence of Mother		Place of Residence
			Male	Female	Total	Within the Area	Outside the Area	Outside the State
1	2		3	4	5	6	7	8
12	Davanagere	URBAN	15782	14594	30376	17816	12401	159
		RURAL	586	605	1191	938	247	6
		TOTAL	16368	15199	31567	18754	12648	165
	Towns with Population one lakh and above							
	Davanagere (M Corp.)		13123	12002	25125	14511	10478	136
13	Dharwad	URBAN	18263	17113	35376	23192	11801	383
		RURAL	902	859	1761	1287	461	13
		TOTAL	19165	17972	37137	24479	12262	396
	Towns with Population one lakh and above							
	Hubli-Dharwad (M Corp.)		17072	15977	33049	21680	11011	358
14	Gadag	URBAN	8120	7521	15641	9993	5568	80
		RURAL	1151	1178	2329	1744	579	6
		TOTAL	9271	8699	17970	11737	6147	86
	Towns with Population one lakh and above							
	Gadag-Betigeri (CMC)		5698	5286	10984	6751	4168	65
15	Hassan	URBAN	9819	9174	18993	15324	3538	131
		RURAL	1909	1814	3723	3008	624	91
		TOTAL	11728	10988	22716	18332	4162	222
	Towns with Population one lakh and above							
	Hassan (CMC + OG)		5923	5486	11409	9622	1761	26
16	Haveri	URBAN	8682	8214	16896	13158	3642	96
		RURAL	1672	1659	3331	2637	687	7
		TOTAL	10354	9873	20227	15795	4329	103
	Towns with Population one lakh and above							
	Ranibennur (CMC)		2671	2550	5221	3986	1182	53
17	Kalaburagi	URBAN	25574	22779	48353	44220	2926	1207
		RURAL	9360	8302	17662	15324	1500	838
		TOTAL	34934	31081	66015	59544	4426	2045
	Towns with Population one lakh and above							
	Kalaburgi		17981	15800	33781	31979	1318	484
18	Kodagu	URBAN	2325	2296	4621	2966	1364	291
		RURAL	1916	1776	3692	3241	135	316
		TOTAL	4241	4072	8313	6207	1499	607
19	Kolar	URBAN	10233	9368	19601	16320	2159	1123
		RURAL	2002	1784	3786	3298	207	280
		TOTAL	12235	11152	23387	19618	2366	1403
	Towns with Population one lakh and above							
	Kolar		5435	4934	10369	8579	1328	462
	Robertson Pet (CMC + OG)		1332	1308	2640	2275	171	194
20	Koppal	URBAN	11420	10709	22129	16705	5241	183
		RURAL	5332	5238	10570	8497	2041	32
		TOTAL	16752	15947	32699	25202	7282	215
	Towns with Population one lakh and above							
	Gangawati (CMC + OG)		4279	3897	8176	7129	930	117
21	Mandya	URBAN	9091	8026	17117	12452	4532	133
		RURAL	1181	987	2168	1698	441	29
		TOTAL	10272	9013	19285	14150	4973	162
	Towns with Population one lakh and above							
	Mandya (CMC)		6054	5305	11359	8299	2970	90

TABLE B-1 : LIVE BIRTHS BY PLACE OF OCCURRENCE, DISTRICTS (RURAL & URBAN) AND TOWNS WITH POPULATION ONE LAKH AND ABOVE - 2022

Sl. No	Districts		Births by Place of Occurrence			Place of Residence of Mother		Place of Residence Outside the State
			Male	Female	Total	Within the Area	Outside the Area	
1	2		3	4	5	6	7	8
22	Mysuru	URBAN	20756	19396	40152	30694	9044	414
		RURAL	1278	1126	2404	2164	229	11
		TOTAL	22034	20522	42556	32858	9273	425
	Towns with Population one lakh and above							
	Mysuru		14670	13704	28374	20576	7443	355
23	Raichur	URBAN	16956	15503	32459	27312	3629	1518
		RURAL	9467	8433	17900	16765	844	291
		TOTAL	26423	23936	50359	44077	4473	1809
	Towns with Population one lakh and above							
	Raichur (CMC)		7380	6814	14194	11357	1605	1232
24	Ramanagara	URBAN	4210	3909	8119	6596	1455	68
		RURAL	1395	1237	2632	1641	946	45
		TOTAL	5605	5146	10751	8237	2401	113
25	Shivamogga	URBAN	14460	13934	28394	19413	8848	133
		RURAL	787	692	1479	1261	206	12
		TOTAL	15247	14626	29873	20674	9054	145
	Towns with Population one lakh and above							
	Bhadravati (CMC)		1657	1528	3185	2163	952	70
	Shimoga (CMC)		8004	7750	15754	9322	6383	49
26	Tumakuru	URBAN	16810	15731	32541	25012	4966	2563
		RURAL	1138	1098	2236	1871	170	195
		TOTAL	17948	16829	34777	26883	5136	2758
	Towns with Population one lakh and above							
	Tumakuru (CMC)		6297	5930	12227	10097	1906	224
27	Udupi	URBAN	5895	5735	11630	9251	2117	262
		RURAL	862	805	1667	1493	152	22
		TOTAL	6757	6540	13297	10744	2269	284
	Towns with Population one lakh and above							
	Udupi (CMC + OG)		3436	3255	6691	5415	1087	189
28	Uttara Kannada	URBAN	8675	8278	16953	13306	3455	192
		RURAL	1542	1353	2895	2163	709	23
		TOTAL	10217	9631	19848	15469	4164	215
29	VIJAYANAGARA	URBAN	6822	6039	12861	5343	7293	225
		RURAL	3318	3140	6458	2814	3616	28
		TOTAL	10140	9179	19319	8157	10909	253
	Towns with Population one lakh and above							
	Hospet (CMC)		3644	3169	6813	2859	3750	204
30	Vijayapura	URBAN	19849	18494	38343	31466	4799	2079
		RURAL	4503	4165	8668	7314	886	467
		TOTAL	24352	22659	47011	38780	5685	2546
	Towns with Population one lakh and above							
	Vijayapura		13004	12145	25149	20587	2842	1720
31	Yadgir	URBAN	7283	6724	14007	12491	1464	52
		RURAL	6372	5771	12143	11294	773	76
		TOTAL	13655	12495	26150	23785	2237	128
	STATE							
		URBAN	448917	418034	866951	673582	153395	39962
		RURAL	88962	81269	170231	142776	20765	6702
		TOTAL	537879	499303	1037182	816358	174160	46664

TABLE B-2 : LIVE BIRTHS BY PLACE OF RESIDENCE, DISTRICTS (RURAL & URBAN) AND TOWNS WITH POPULATION ONE LAKH AND ABOVE - 2022

Sl. No	Districts		Births by Place of Occurrence			Birth Rate	Place of Residence of Mother	
			Male	Female	Total		Outside the Area	Outside the State
1	2		3	4	5	6	7	8
1	Bagalkot	URBAN	5185	4536	9721	13.98	6844	2877
		RURAL	14253	12702	26955	20.23	19664	7291
		TOTAL	19438	17238	36676	18.09	26508	10168
Towns with Population one lakh and above								
	Bagalkot (CMC)		1033	946	1979	13.75	1297	682
2	Ballari	URBAN	6110	5507	11617	14.92	8932	2685
		RURAL	10523	9658	20181	23.84	16178	4003
		TOTAL	16633	15165	31798	19.56	25110	6688
Towns with Population one lakh and above								
	Ballari		4322	3966	8288	14.97	7543	745
3	Belagavi	URBAN	10825	10242	21067	15.71	18193	2874
		RURAL	29846	27753	57599	15.43	46937	10662
		TOTAL	40671	37995	78666	15.51	65130	13536
Towns with Population one lakh and above								
	Belgaum (M Corp. + OG)		5249	5127	10376	17.28	9631	745
4	Bengaluru	URBAN	55457	52795	108252	8.52	102284	5968
		RURAL	11009	10478	21487	23.39	15470	6017
		TOTAL	66466	63273	129739	9.53	117754	11985
Towns with Population one lakh and above								
	BBMP		56785	54176	110961	8.18	100419	10542
5	Bengaluru Rural	URBAN	2835	2653	5488	15.47	3590	1898
		RURAL	4549	4252	8801	11.87	4141	4660
		TOTAL	7384	6905	14289	13.03	7731	6558
6	Bidar	URBAN	5447	5044	10491	21.46	9959	532
		RURAL	13503	11851	25354	19.19	23710	1644
		TOTAL	18950	16895	35845	19.80	33669	2176
Towns with Population one lakh and above								
	Bidar (CMC + OG)		2649	2558	5207	18.97	4989	218
7	Chamarajanagar	URBAN	1367	1412	2779	14.55	1543	1236
		RURAL	3873	3723	7596	9.34	5649	1947
		TOTAL	5240	5135	10375	10.33	7192	3183
8	Chikkaballapura	URBAN	2332	2115	4447	13.33	3286	1161
		RURAL	10401	8760	19161	20.14	16664	2497
		TOTAL	12733	10875	23608	18.37	19950	3658
9	Chikkamagaluru	URBAN	2025	1975	4000	17.01	2540	1460
		RURAL	4691	4417	9108	11.23	6443	2665
		TOTAL	6716	6392	13108	12.53	8983	4125
Towns with Population one lakh and above								
	Chikmagalur (CMC)		656	616	1272	9.89	995	277
10	Chitradurga	URBAN	2643	2489	5132	13.99	3209	1923
		RURAL	11853	11157	23010	17.34	16303	6707
		TOTAL	14496	13646	28142	16.61	19512	8630
Towns with Population one lakh and above								
	Chitradurga (CMC + OG)		1096	1028	2124	11.82	1741	383
11	Dakshina Kannada	URBAN	6567	6403	12970	10.12	12437	533
		RURAL	7895	7554	15449	16.46	14239	1210
		TOTAL	14462	13957	28419	12.80	26676	1743
Towns with Population one lakh and above								
	Mangalore (M Corp. + OG)		3986	3863	7849	11.04	7229	620
12	Davanagere	URBAN	5281	4765	10046	16.12	7405	2641

TABLE B-2 : LIVE BIRTHS BY PLACE OF RESIDENCE, DISTRICTS (RURAL & URBAN) AND TOWNS WITH POPULATION ONE LAKH AND ABOVE - 2022

Sl. No	Districts		Births by Place of Occurrence			Birth Rate	Place of Residence of Mother	
			Male	Female	Total		Outside the Area	Outside the State
1	2		3	4	5	6	7	8
		RURAL	8472	8033	16505	16.09	11011	5494
		TOTAL	13753	12798	26551	16.10	18416	8135
	Towns with Population one lakh and above							
	Davanagere (M Corp.)		4053	3620	7673	14.92	5782	1891
13	Dharwad	URBAN	6137	5767	11904	10.30	10111	1793
		RURAL	9670	9168	18838	22.83	13423	5415
		TOTAL	15807	14935	30742	15.52	23534	7208
	Towns with Population one lakh and above							
	Hubli-Dharwad (M Corp.)		5980	5596	11576	10.07	9652	1924
14	Gadag	URBAN	2756	2675	5431	14.10	3356	2075
		RURAL	6822	6449	13271	19.02	7299	5972
		TOTAL	9578	9124	18702	17.27	10655	8047
	Towns with Population one lakh and above							
	Gadag-Betigeri (CMC)		1165	1121	2286	11.78	1683	603
15	Hassan	URBAN	3164	3025	6189	14.28	4917	1272
		RURAL	8631	8099	16730	13.11	12472	4258
		TOTAL	11795	11124	22919	13.40	17389	5530
	Towns with Population one lakh and above							
	Hassan (CMC + OG)		1828	1675	3503	17.75	3029	474
16	Haveri	URBAN	3266	2932	6198	15.86	3847	2351
		RURAL	10163	9611	19774	15.62	11796	7978
		TOTAL	13429	12543	25972	15.67	15643	10329
	Towns with Population one lakh and above							
	Ranibennur (CMC)		771	729	1500	11.59	1088	412
17	Kalaburagi	URBAN	12822	11482	24304	25.88	22657	1647
		RURAL	20165	18061	38226	20.08	32399	5827
		TOTAL	32987	29543	62530	22.00	55056	7474
	Towns with Population one lakh and above							
	Kalaburgi		9159	8018	17177	25.43	16342	835
18	Kodagu	URBAN	733	733	1466	18.46	866	600
		RURAL	3162	3001	6163	14.06	5171	992
		TOTAL	3895	3734	7629	14.73	6037	1592
19	Kolar	URBAN	4544	4221	8765	16.64	7738	1027
		RURAL	6889	6256	13145	12.39	11349	1796
		TOTAL	11433	10477	21910	13.80	19087	2823
	Towns with Population one lakh and above							
	Kolar		2227	2111	4338	25.8	3669	669
	Robertson Pet (CMC + OG)		840	859	1699	8.62	1638	61
20	Koppal	URBAN	3043	2938	5981	23.51	4223	1758
		RURAL	11942	11253	23195	18.35	17653	5542
		TOTAL	14985	14191	29176	19.22	21876	7300
	Towns with Population one lakh and above							
	Gangawati (CMC + OG)		988	1013	2001	14.48	1518	483
21	Mandya	URBAN	2518	2365	4883	15.88	1926	2957
		RURAL	8977	8091	17068	12.17	11616	5452
		TOTAL	11495	10456	21951	12.84	13542	8409
	Towns with Population one lakh and above							
	Mandya (CMC)		588	550	1138	7.51	946	192
22	Mysuru	URBAN	10222	9718	19940	13.54	18027	1913

TABLE B-2 : LIVE BIRTHS BY PLACE OF RESIDENCE, DISTRICTS (RURAL & URBAN) AND TOWNS WITH POPULATION ONE LAKH AND ABOVE - 2022

Sl. No	Districts	Births by Place of Occurrence			Birth Rate	Place of Residence of Mother		
		Male	Female	Total		Outside the Area	Outside the State	
1	2	3	4	5	6	7	8	
	RURAL	9587	8585	18172	10.49	14237	3935	
	TOTAL	19809	18303	38112	11.89	32264	5848	
	Towns with Population one lakh and above							
	Mysuru	10007	9608	19615	16.27	15221	4394	
23	Raichur	5600	5184	10784	20.46	9317	1467	
	RURAL	19385	17607	36992	23.69	32267	4725	
	TOTAL	24985	22791	47776	22.88	41584	6192	
	Towns with Population one lakh and above							
	Raichur (CMC)	2614	2476	5090	18.28	4644	446	
24	Ramanagara	2248	2116	4364	14.07	2103	2261	
	RURAL	4927	4486	9413	12.50	5675	3738	
	TOTAL	7175	6602	13777	12.96	7778	5999	
25	Shivamogga	5926	5664	11590	18.60	10088	1502	
	RURAL	6554	6252	12806	11.56	9368	3438	
	TOTAL	12480	11916	24396	14.09	19456	4940	
	Towns with Population one lakh and above							
	Bhadravati (CMC)	976	925	1901	11.38	1376	525	
	Shimoga (CMC)	3406	3299	6705	18.8	4577	2128	
26	Tumakuru	5164	4769	9933	15.19	7520	2413	
	RURAL	13212	12445	25657	13.32	19088	6569	
	TOTAL	18376	17214	35590	13.79	26608	8982	
	Towns with Population one lakh and above							
	Tumakuru (CMC)	2030	1942	3972	10.88	3504	468	
27	Udupi	2613	2458	5071	9.73	4159	912	
	RURAL	3966	3929	7895	10.97	6504	1391	
	TOTAL	6579	6387	12966	10.45	10663	2303	
	Towns with Population one lakh and above							
	Udupi (CMC + OG)	2450	2281	4731	18.91	3803	928	
28	Uttara Kannada	2837	2746	5583	13.51	4139	1444	
	RURAL	6746	6439	13185	13.19	11094	2091	
	TOTAL	9583	9185	18768	13.28	15233	3535	
29	Vijayanagara	3385	2975	6360	13.75	4148	2212	
	RURAL	9875	9109	18984	18.50	9710	9274	
	TOTAL	13260	12084	25344	17.02	13858	11486	
	Towns with Population one lakh and above							
	Hospet (CMC)	1441	1272	2713	9.75	2105	608	
30	Vijayapura	6782	6399	13181	22.21	10564	2617	
	RURAL	17004	15687	32691	17.36	25717	6974	
	TOTAL	23786	22086	45872	18.53	36281	9591	
	Towns with Population one lakh and above							
	Vijayapura	3469	3218	6687	15.61	5618	1069	
31	Yadgir	2871	2745	5616	19.99	3856	1760	
	RURAL	12399	11155	23554	21.67	17250	6304	
	TOTAL	15270	13900	29170	21.33	21106	8064	
32	Others	20663	19285	39948	0	0	39948	
	RURAL	3567	3149	6716	0	0	6716	
	TOTAL	24230	22434	46664	0	0	46664	
	STATE	URBAN	213368	200133	413501	12.57	313784	99717
		RURAL	324511	299170	623681	16.37	470497	153184
		TOTAL	537879	499303	1037182	14.69	784281	252901

Table B-3 : TIME GAP IN REGISTRATION OF LIVE BIRTHS(RURAL & URBAN) - 2022

SL. NO.	District	RURAL											URBAN										
		Number of live Births Registered											Number of live Births Registered										
		Within Prescribed Time Limit		Within 30 days		Delayed Registration				Rural Total			Within Prescribed Time Limit		Delayed Registration						Urban Total		
						After 30 days but within 1 year		After 1 year							Within 30 days		After 30 days but within 1 year		After 1 year				
Male	Female	Male	Female	Male	Female	Male	Female	Male	Female	Total	Male	Female	Male	Female	Male	Female	Male	Female	Male	Female	Total		
1	2	3	4	5	6	7	8	9	10	11	12	13	14	15	16	17	18	19	20	21	23	24	25
1	Bagalkot	831	849	266	266	585	552	454	296	2136	1963	4099	11634	10728	2129	2052	4023	3695	2023	1072	19809	17547	37356
2	Ballari	1769	1737	184	204	1081	1054	561	355	3595	3350	6945	9065	8525	437	433	5276	4826	1130	799	15908	14583	30491
3	Belagavi	2779	2775	586	576	2257	2255	1285	950	6907	6556	13463	21960	20719	3516	3363	7024	6490	785	599	33285	31171	64456
4	Bengaluru	2382	2167	154	168	555	532	331	290	3422	3157	6579	55563	52527	2086	1987	11514	11557	3766	3247	72929	69318	142247
5	Bengaluru Rural	236	225	45	46	239	234	98	65	618	570	1188	3944	3696	437	441	655	574	101	58	5137	4769	9906
6	Bidar	943	1007	269	282	1824	1763	2727	1901	5763	4953	10716	9874	9069	660	598	3532	3353	1418	1116	15484	14136	29620
7	Chamarajanagar	805	778	86	74	133	120	58	61	1082	1033	2115	2470	2378	470	507	568	572	51	42	3559	3499	7058
8	Chikkaballapura	732	703	29	39	324	331	4010	2927	5095	4000	9095	6203	5831	123	133	1019	983	841	604	8186	7551	15737
9	Chikkamagaluru	402	422	30	47	92	111	88	62	612	642	1254	5967	5609	127	164	300	304	61	56	6455	6133	12588
10	Chitradurga	1238	1220	149	152	390	365	194	197	1971	1934	3905	7276	6757	593	590	2790	2618	222	162	10881	10127	21008
11	Dakshina Kannada	944	929	4	5	21	34	119	121	1088	1089	2177	15902	15308	74	102	186	160	97	93	16259	15663	31922
12	Davanagere	116	148	40	41	260	288	170	128	586	605	1191	12499	11598	524	525	2269	2127	490	344	15782	14594	30376
13	Dharwad	281	244	91	87	444	445	86	83	902	859	1761	13559	12780	2674	2378	1807	1758	223	197	18263	17113	35376
14	Gadag	554	556	131	125	286	374	180	123	1151	1178	2329	4461	4292	1377	1223	2064	1842	218	164	8120	7521	15641
15	Hassan	844	890	212	195	666	562	187	167	1909	1814	3723	3507	3591	1071	1053	4722	4209	519	321	9819	9174	18993
16	Haveri	907	870	170	174	408	496	187	119	1672	1659	3331	6807	6540	719	640	1015	900	141	134	8682	8214	16896
17	Kalaburagi	1829	1771	543	519	4128	3960	2860	2052	9360	8302	17662	4261	4035	1386	1327	15441	14314	4486	3103	25574	22779	48353
18	Kodagu	311	324	141	150	752	687	712	615	1916	1776	3692	1045	1009	244	218	995	1031	41	38	2325	2296	4621
19	Kolar	525	493	128	120	921	834	428	337	2002	1784	3786	7241	6587	295	356	2059	1947	638	478	10233	9368	19601
20	Koppal	2330	2491	473	484	1711	1659	818	604	5332	5238	10570	7112	6638	612	612	3262	3143	434	316	11420	10709	22129
21	Mandya	832	746	67	42	119	103	163	96	1181	987	2168	7764	6856	763	644	495	460	69	66	9091	8026	17117
22	Mysuru	643	595	67	70	221	245	347	216	1278	1126	2404	18050	16913	1234	1117	918	833	554	533	20756	19396	40152
23	Raichur	1012	948	508	545	3774	3789	4173	3151	9467	8433	17900	6112	5928	992	1059	7128	6671	2724	1845	16956	15503	32459
24	Ramanagara	1000	937	24	26	201	145	170	129	1395	1237	2632	3104	2907	262	222	727	698	117	82	4210	3909	8119
25	Shivamogga	120	126	36	45	274	277	357	244	787	692	1479	9405	9132	708	773	3936	3689	411	340	14460	13934	28394
26	Tumakuru	399	386	71	83	335	347	333	282	1138	1098	2236	14495	13706	580	572	1463	1281	272	172	16810	15731	32541
27	Udupi	441	380	107	111	201	200	113	114	862	805	1667	5206	5027	98	85	541	577	50	46	5895	5735	11630
28	Uttara Kannada	1233	1090	64	52	92	81	153	130	1542	1353	2895	7453	7136	700	688	406	343	116	111	8675	8278	16953
29	VIJAYANAGARA	1853	1768	198	221	879	876	388	275	3318	3140	6458	3974	3760	572	487	1816	1493	460	299	6822	6039	12861
30	Vijayapura	1289	1214	482	464	2106	2059	626	428	4503	4165	8668	5616	5340	2589	2443	10767	10057	877	654	19849	18494	38343
31	Yadgir	1156	1104	625	587	3443	3286	1148	794	6372	5771	12143	2692	2570	969	872	2980	2826	642	456	7283	6724	14007
	STATE	30736	29893	5980	6000	28722	28064	23524	17312	88962	81269	170231	294221	277492	29021	27664	101698	95331	23977	17547	448917	418034	866951

TABLE B-4 : LIVE BIRTHS BY SEX AND MONTH OF OCCURRENCE -2022															
Sl.No	District	Sex	Jan	Feb	Mar	Apr	May	Jun	Jul	Aug	Sep	Oct	Nov	Dec	Total
1	2	3	4	5	6	7	8	9	10	11	12	13	14	15	16
1	Bagalkot	Male	1940	1521	1609	2458	1766	1864	1453	1643	1811	1655	1819	2406	21945
		Female	1849	1316	1587	1842	1429	1514	1318	1496	1707	1583	1588	2281	19510
		Total	3789	2837	3196	4300	3195	3378	2771	3139	3518	3238	3407	4687	41455
2	Ballari	Male	1406	1057	1697	1876	1464	1813	2335	2096	1711	1385	1245	1418	19503
		Female	1330	964	1570	1699	1338	1705	2063	1977	1619	1156	1192	1320	17933
		Total	2736	2021	3267	3575	2802	3518	4398	4073	3330	2541	2437	2738	37436
3	Belagavi	Male	2979	3167	3674	3602	2993	3196	3191	3258	3580	2804	3719	4029	40192
		Female	2790	2977	3388	3304	2760	3140	3140	2892	3424	2588	3463	3861	37727
		Total	5769	6144	7062	6906	5753	6336	6331	6150	7004	5392	7182	7890	77919
4	Bengaluru	Male	5493	4916	6187	5673	6157	6366	6490	6749	7135	6403	6882	7900	76351
		Female	5376	4495	5979	5555	5726	5946	6278	6384	6684	5994	6547	7511	72475
		Total	10869	9411	12166	11228	11883	12312	12768	13133	13819	12397	13429	15411	148826
5	Bengaluru Rural	Male	465	372	654	455	496	475	414	393	562	387	552	530	5755
		Female	470	369	535	448	506	415	395	366	463	375	509	488	5339
		Total	935	741	1189	903	1002	890	809	759	1025	762	1061	1018	11094
6	Bidar	Male	1951	1701	1926	1719	1498	1736	1636	1647	2048	1463	1767	2155	21247
		Female	1707	1544	1714	1531	1382	1490	1415	1464	1902	1397	1632	1911	19089
		Total	3658	3245	3640	3250	2880	3226	3051	3111	3950	2860	3399	4066	40336
7	Chamarajanagar	Male	414	360	453	383	359	349	354	224	296	480	520	449	4641
		Female	411	278	444	398	367	369	342	235	343	472	454	419	4532
		Total	825	638	897	781	726	718	696	459	639	952	974	868	9173
8	Chikkaballapura	Male	861	1338	1133	928	854	1217	1411	1002	1593	1014	957	973	13281
		Female	864	1143	1046	814	721	1083	1066	904	1267	889	865	889	11551
		Total	1725	2481	2179	1742	1575	2300	2477	1906	2860	1903	1822	1862	24832
9	Chikkamagaluru	Male	533	489	659	586	680	606	589	555	571	607	559	633	7067
		Female	544	463	635	576	623	506	510	514	631	568	547	658	6775
		Total	1077	952	1294	1162	1303	1112	1099	1069	1202	1175	1106	1291	13842
10	Chitradurga	Male	978	875	1063	970	1064	1028	1130	1007	1138	1023	1279	1297	12852
		Female	946	838	1019	919	976	1041	1051	878	1039	931	1188	1235	12061
		Total	1924	1713	2082	1889	2040	2069	2181	1885	2177	1954	2467	2532	24913
11	Dakshina Kannada	Male	1103	1385	1451	1414	1444	1364	1404	1308	1441	1627	1678	1728	17347
		Female	1088	1256	1445	1373	1338	1406	1330	1241	1465	1547	1678	1585	16752

TABLE B-4 : LIVE BIRTHS BY SEX AND MONTH OF OCCURRENCE -2022

Sl.No	District	Sex	Jan	Feb	Mar	Apr	May	Jun	Jul	Aug	Sep	Oct	Nov	Dec	Total
1	2	3	4	5	6	7	8	9	10	11	12	13	14	15	16
		Total	2191	2641	2896	2787	2782	2770	2734	2549	2906	3174	3356	3313	34099
12	Davanagere	Male	1418	1257	1366	1244	1307	1242	1228	1356	1675	1143	1404	1728	16368
		Female	1399	1116	1260	1148	1206	1184	1139	1288	1461	1058	1260	1680	15199
		Total	2817	2373	2626	2392	2513	2426	2367	2644	3136	2201	2664	3408	31567
13	Dharwad	Male	1547	1411	1645	1528	1465	1518	1444	1669	1689	1539	1716	1994	19165
		Female	1486	1297	1559	1479	1347	1448	1362	1515	1659	1409	1543	1868	17972
		Total	3033	2708	3204	3007	2812	2966	2806	3184	3348	2948	3259	3862	37137
14	Gadag	Male	884	589	727	872	736	588	736	635	725	766	671	1342	9271
		Female	819	564	671	740	701	608	693	580	707	712	629	1275	8699
		Total	1703	1153	1398	1612	1437	1196	1429	1215	1432	1478	1300	2617	17970
15	Hassan	Male	1119	1036	1255	863	1061	906	887	863	937	799	907	1095	11728
		Female	1091	1019	1104	801	958	865	818	736	864	777	897	1058	10988
		Total	2210	2055	2359	1664	2019	1771	1705	1599	1801	1576	1804	2153	22716
16	Haveri	Male	811	760	818	1021	868	845	850	697	836	903	924	1021	10354
		Female	760	672	808	958	828	815	837	676	845	823	852	999	9873
		Total	1571	1432	1626	1979	1696	1660	1687	1373	1681	1726	1776	2020	20227
17	Kalaburagi	Male	2825	3208	2641	2303	2426	2746	2728	2810	3825	2381	3584	3457	34934
		Female	2532	2839	2396	2148	2142	2397	2337	2368	3411	2198	3082	3231	31081
		Total	5357	6047	5037	4451	4568	5143	5065	5178	7236	4579	6666	6688	66015
18	Kodagu	Male	325	318	249	235	291	318	462	325	731	367	363	257	4241
		Female	341	251	242	269	312	305	421	368	630	340	352	241	4072
		Total	666	569	491	504	603	623	883	693	1361	707	715	498	8313
19	Kolar	Male	980	846	1150	1094	1022	1113	1083	800	1027	924	1012	1184	12235
		Female	875	837	1118	966	942	969	1007	764	909	776	956	1033	11152
		Total	1855	1683	2268	2060	1964	2082	2090	1564	1936	1700	1968	2217	23387
20	Koppal	Male	1697	1283	1348	1385	1288	1357	1438	1211	1337	1235	1456	1717	16752
		Female	1548	1233	1215	1300	1198	1249	1437	1188	1252	1262	1395	1670	15947
		Total	3245	2516	2563	2685	2486	2606	2875	2399	2589	2497	2851	3387	32699
21	Mandya	Male	840	698	883	922	822	834	912	715	825	805	765	1251	10272
		Female	738	627	841	814	681	781	790	587	726	674	701	1053	9013
		Total	1578	1325	1724	1736	1503	1615	1702	1302	1551	1479	1466	2304	19285
22	Mysuru	Male	1582	1615	1854	1958	1759	1861	1954	1571	2210	1620	2063	1987	22034
		Female	1390	1568	1718	1803	1631	1680	1843	1453	2041	1564	1956	1875	20522
		Total	2972	3183	3572	3761	3390	3541	3797	3024	4251	3184	4019	3862	42556

TABLE B-4 : LIVE BIRTHS BY SEX AND MONTH OF OCCURRENCE -2022															
Sl.No	District	Sex	Jan	Feb	Mar	Apr	May	Jun	Jul	Aug	Sep	Oct	Nov	Dec	Total
1	2	3	4	5	6	7	8	9	10	11	12	13	14	15	16
23	Raichur	Male	1971	1743	2337	2538	2007	2796	2685	2002	2339	1788	2060	2157	26423
		Female	1811	1615	2014	2365	1837	2485	2301	1867	2068	1655	1906	2012	23936
		Total	3782	3358	4351	4903	3844	5281	4986	3869	4407	3443	3966	4169	50359
24	Ramanagara	Male	479	426	576	439	505	486	437	406	472	379	480	520	5605
		Female	452	349	513	422	440	482	390	363	422	379	424	510	5146
		Total	931	775	1089	861	945	968	827	769	894	758	904	1030	10751
25	Shivamogga	Male	1390	1002	1593	1020	1169	1355	1381	1273	1266	947	1154	1697	15247
		Female	1333	994	1538	1004	1097	1359	1287	1171	1213	896	1157	1577	14626
		Total	2723	1996	3131	2024	2266	2714	2668	2444	2479	1843	2311	3274	29873
26	Tumakuru	Male	1613	1365	1621	1480	1544	1487	1460	1391	1445	1365	1527	1650	17948
		Female	1509	1324	1479	1337	1444	1408	1401	1229	1357	1256	1492	1593	16829
		Total	3122	2689	3100	2817	2988	2895	2861	2620	2802	2621	3019	3243	34777
27	Udupi	Male	511	510	588	512	535	505	557	492	688	566	614	679	6757
		Female	440	463	547	528	528	509	506	504	669	600	620	626	6540
		Total	951	973	1135	1040	1063	1014	1063	996	1357	1166	1234	1305	13297
28	Uttara Kannada	Male	671	804	891	862	816	786	768	792	936	923	949	1019	10217
		Female	666	716	826	856	790	744	735	735	852	824	908	979	9631
		Total	1337	1520	1717	1718	1606	1530	1503	1527	1788	1747	1857	1998	19848
29	Vijayanagara	Male	899	716	931	693	816	894	930	740	954	753	883	931	10140
		Female	807	610	793	676	735	832	748	666	890	703	823	896	9179
		Total	1706	1326	1724	1369	1551	1726	1678	1406	1844	1456	1706	1827	19319
30	Vijayapura	Male	2154	1660	2175	1434	1926	1861	2132	1749	2269	1917	2259	2816	24352
		Female	2104	1573	1936	1384	1751	1752	1950	1597	2080	1777	2091	2664	22659
		Total	4258	3233	4111	2818	3677	3613	4082	3346	4349	3694	4350	5480	47011
31	Yadgir	Male	1208	1018	1245	1068	1016	1287	1212	1109	1190	955	1103	1244	13655
		Female	1056	982	1212	988	948	1087	1103	994	1016	899	1033	1177	12495
		Total	2264	2000	2457	2056	1964	2374	2315	2103	2206	1854	2136	2421	26150
	State Total	Male	43047	39446	46399	43535	42154	44799	45691	42488	49262	40923	46871	53264	537879
		Female	40532	36292	43152	40445	38682	41574	42013	39000	45616	38082	43740	50175	499303
		Total	83579	75738	89551	83980	80836	86373	87704	81488	94878	79005	90611	103439	1037182

TABLE B-5 : LIVE BIRTHS BY TYPE OF ATTENTION AT DELIVERY (RURAL & URBAN) - 2022

Sl. No.	Rural/Urban	Type of Attention at Delivery						Total
		Institutional		Doctor, Nurse & Trained Midwife	Traditional Birth Attendant	Relatives & Others	Not Stated	
		Govt.	Private & Non-					
1	2	3	4	5	6	7	8	
	RURAL	113568	18667	2300	2911	8434	24351	170231
	URBAN							
	Towns with Population one lakh and above							
1	Bagalkot (CMC)	4035	5557	46	14	17	192	9861
2	Ballari	16858	6051	154	70	418	2	23553
3	BBMP	42085	94661	395	348	438	170	138097
4	Belgaum (M Corp. + OG)	9041	12176	42	3	16	0	21278
5	Bhadravati (CMC)	829	2302	11	17	21	5	3185
6	Bidar (CMC + OG)	8757	6805	0	0	0	1	15563
7	Chikmagalur (CMC)	3816	868	6	4	31	1	4726
8	Chitradurga (CMC + OG)	12135	3235	5	12	22	0	15409
9	Davanagere (M Corp.)	14880	10039	19	187	0	0	25125
10	Gadag-Betigeri (CMC)	9105	1879	0	0	0	0	10984
11	Gangawati (CMC + OG)	5006	3044	11	112	0	3	8176
12	Hassan (CMC + OG)	7205	4103	65	14	13	9	11409
13	Hospet (CMC)	3156	3516	7	132	2	0	6813
14	Hubli-Dharwad (M Corp.)	18418	14448	25	27	107	24	33049
15	Kalaburgi	27686	5961	108	21	3	2	33781
16	Kolar	5083	5216	4	2	63	1	10369
17	Mandya (CMC)	8685	2638	4	0	31	1	11359
18	Mangalore (M Corp. + OG)	6074	11311	6	17	20	4	17432
19	Mysuru	13609	14370	25	131	179	60	28374
20	Raichur (CMC)	6732	7068	12	1	379	2	14194
21	Ranibennur (CMC)	1970	3233	0	0	18	0	5221
22	Robertson Pet (CMC + OG)	1772	693	0	0	175	0	2640
23	Shimoga (CMC)	8680	7003	8	32	30	1	15754
24	Tumakuru (CMC)	4760	7461	0	0	6	0	12227
25	Udupi (CMC + OG)	1132	5539	4	8	3	5	6691
26	Vijayapura	11014	13921	95	0	112	7	25149
	ALL OTHER URBAN AREAS	229706	114097	3088	2559	5825	1257	356532
	URBAN TOTAL	482229	367195	4140	3711	7929	1747	866951
	STATE TOTAL	595797	385862	6440	6622	16363	26098	1037182

TABLE B-6 :LIVE BIRTHS BY METHOD OF DELIVERY AND TYPE OF INSTITUTION FOR INSTITUTIONAL BIRTHS(RURAL & URBAN)-2022

	Type Of Institution								
Method Of	Government Hospital			Private & Non-Government			Total		
Delivery	Rural	Urban	Total	Rural	Urban	Total	Rural	Urban	Total
1	2	3	4	5	6	7	8	9	10
Caesarean	4631	160432	165063	8816	222391	231207	13447	382823	396270
Forceps / Vaccum	84	2943	3027	749	5692	6441	833	8635	9468
Normal	108853	318854	427707	9102	139112	148214	117955	457966	575921
Not Stated	0	0	0	0	0	0	0	0	0
State Total	113568	482229	595797	18667	367195	385862	132235	849424	981659

TABLE B-7 : LIVE BIRTHS BY AGE OF MOTHER & BIRTH ORDER (RURAL & URBAN) - 2022

BIRTH ORDER															
Age of Mother	1	2	3	4	5	6	7	8	9	10	11	12	13 & Above	Not Stated	Total
1	2	3	4	5	6	7	8	9	10	11	12	13	14	15	16
All Areas															
Below 15	0	0	0	0	0	0	0	0	0	0	0	0	0	0	0
15 - 19	38880	1662	0	0	0	0	0	0	0	0	0	0	0	0	40542
20 - 24	318305	142574	5509	0	0	0	0	0	0	0	0	0	0	0	466388
25 - 29	187060	148973	30987	0	0	0	0	0	0	0	0	0	0	0	367020
30 - 34	52687	59884	14479	0	0	0	0	0	0	0	0	0	0	0	127050
35 - 39	11219	17026	4186	0	0	0	0	0	0	0	0	0	0	0	32431
40 - 44	1295	1506	389	7	0	0	0	0	0	0	0	0	0	0	3197
45 & above	249	269	34	2	0	0	0	0	0	0	0	0	0	0	554
Age not Stated	0	0	0	0	0	0	0	0	0	0	0	0	0	0	0
Total	609695	371894	55584	9	0	0	0	0	0	0	0	0	0	0	1037182
Rural Areas															
Below 15	0	0	0	0	0	0	0	0	0	0	0	0	0	0	0
15 - 19	5257	363	0	0	0	0	0	0	0	0	0	0	0	0	5620
20 - 24	49752	32883	1816	0	0	0	0	0	0	0	0	0	0	0	84451
25 - 29	26489	31449	6983	0	0	0	0	0	0	0	0	0	0	0	64921
30 - 34	5044	5784	1534	0	0	0	0	0	0	0	0	0	0	0	12362
35 - 39	815	1283	352	0	0	0	0	0	0	0	0	0	0	0	2450
40 - 44	91	132	31	6	0	0	0	0	0	0	0	0	0	0	260
45 & above	43	112	12	0	0	0	0	0	0	0	0	0	0	0	167
Age not Stated	0	0	0	0	0	0	0	0	0	0	0	0	0	0	0
Total	87491	72006	10728	6	0	0	0	0	0	0	0	0	0	0	170231
Urban Areas															
Below 15	0	0	0	0	0	0	0	0	0	0	0	0	0	0	0
15 - 19	33623	1299	0	0	0	0	0	0	0	0	0	0	0	0	34922
20 - 24	268553	109691	3693	0	0	0	0	0	0	0	0	0	0	0	381937
25 - 29	160571	117524	24004	0	0	0	0	0	0	0	0	0	0	0	302099
30 - 34	47643	54100	12945	0	0	0	0	0	0	0	0	0	0	0	114688
35 - 39	10404	15743	3834	0	0	0	0	0	0	0	0	0	0	0	29981
40 - 44	1204	1374	358	1	0	0	0	0	0	0	0	0	0	0	2937
45 & above	206	157	22	2	0	0	0	0	0	0	0	0	0	0	387
Age not Stated	0	0	0	0	0	0	0	0	0	0	0	0	0	0	0
Total	522204	299888	44856	3	0	0	0	0	0	0	0	0	0	0	866951

TABLE B-8 : LIVE BIRTHS BY BIRTH ORDER AND AGE OF THE MOTHER FOR TOWNS WITH POPULATION ONE LAKH AND ABOVE - 2022

Age of Mother	BIRTH ORDER														Total
	1	2	3	4	5	6	7	8	9	10	11	12	13 & Above	Not Stated	
1	2	3	4	5	6	7	8	9	10	11	12	13	14	15	16
Bagalkot (CMC)															
Below 15	0	0	0	0	0	0	0	0	0	0	0	0	0	0	0
15 - 19	421	6	0	0	0	0	0	0	0	0	0	0	0	0	427
20 - 24	3192	1595	89	0	0	0	0	0	0	0	0	0	0	0	4876
25 - 29	1606	1171	379	0	0	0	0	0	0	0	0	0	0	0	3156
30 - 34	429	512	182	0	0	0	0	0	0	0	0	0	0	0	1123
35 - 39	82	116	53	0	0	0	0	0	0	0	0	0	0	0	251
40 - 44	13	11	3	0	0	0	0	0	0	0	0	0	0	0	27
45 & above	1	0	0	0	0	0	0	0	0	0	0	0	0	0	1
Age Not Stated	0	0	0	0	0	0	0	0	0	0	0	0	0	0	0
Total	5744	3411	706	0	0	0	0	0	0	0	0	0	0	0	9861
Ballari															
Below 15	0	0	0	0	0	0	0	0	0	0	0	0	0	0	0
15 - 19	792	23	0	0	0	0	0	0	0	0	0	0	0	0	815
20 - 24	10577	3102	161	0	0	0	0	0	0	0	0	0	0	0	13840
25 - 29	3503	2732	631	0	0	0	0	0	0	0	0	0	0	0	6866
30 - 34	662	745	224	0	0	0	0	0	0	0	0	0	0	0	1631
35 - 39	108	177	72	0	0	0	0	0	0	0	0	0	0	0	357
40 - 44	16	17	6	0	0	0	0	0	0	0	0	0	0	0	39
45 & above	0	4	1	0	0	0	0	0	0	0	0	0	0	0	5
Age Not Stated	0	0	0	0	0	0	0	0	0	0	0	0	0	0	0
Total	15658	6800	1095	0	0	0	0	0	0	0	0	0	0	0	23553
BBMP															
Below 15	0	0	0	0	0	0	0	0	0	0	0	0	0	0	0
15 - 19	3554	228	0	0	0	0	0	0	0	0	0	0	0	0	3782
20 - 24	26704	10477	382	0	0	0	0	0	0	0	0	0	0	0	37563
25 - 29	31827	17336	2172	0	0	0	0	0	0	0	0	0	0	0	51335
30 - 34	17129	14549	2222	0	0	0	0	0	0	0	0	0	0	0	33900
35 - 39	3978	5406	888	0	0	0	0	0	0	0	0	0	0	0	10272
40 - 44	499	484	111	0	0	0	0	0	0	0	0	0	0	0	1094
45 & above	81	61	9	0	0	0	0	0	0	0	0	0	0	0	151
Age Not Stated	0	0	0	0	0	0	0	0	0	0	0	0	0	0	0
Total	83772	48541	5784	0	0	0	0	0	0	0	0	0	0	0	138097
Belgaum (M Corp. + OG)															
Below 15	0	0	0	0	0	0	0	0	0	0	0	0	0	0	0
15 - 19	1165	70	0	0	0	0	0	0	0	0	0	0	0	0	1235
20 - 24	5475	2271	45	0	0	0	0	0	0	0	0	0	0	0	7791

TABLE B-8 : LIVE BIRTHS BY BIRTH ORDER AND AGE OF THE MOTHER FOR TOWNS WITH POPULATION ONE LAKH AND ABOVE - 2022

Age of Mother	BIRTH ORDER														Total
	1	2	3	4	5	6	7	8	9	10	11	12	13 & Above	Not Stated	
1	2	3	4	5	6	7	8	9	10	11	12	13	14	15	16
25 - 29	5631	2571	361	0	0	0	0	0	0	0	0	0	0	0	8563
30 - 34	1140	1284	292	0	0	0	0	0	0	0	0	0	0	0	2716
35 - 39	451	325	97	0	0	0	0	0	0	0	0	0	0	0	873
40 - 44	47	37	7	0	0	0	0	0	0	0	0	0	0	0	91
45 & above	5	4	0	0	0	0	0	0	0	0	0	0	0	0	9
Age Not Stated	0	0	0	0	0	0	0	0	0	0	0	0	0	0	0
Total	13914	6562	802	0	0	0	0	0	0	0	0	0	0	0	21278
Bhadravati (CMC)															
Below 15	0	0	0	0	0	0	0	0	0	0	0	0	0	0	0
15 - 19	126	9	0	0	0	0	0	0	0	0	0	0	0	0	135
20 - 24	902	431	6	0	0	0	0	0	0	0	0	0	0	0	1339
25 - 29	605	505	63	0	0	0	0	0	0	0	0	0	0	0	1173
30 - 34	163	227	41	0	0	0	0	0	0	0	0	0	0	0	431
35 - 39	32	54	12	0	0	0	0	0	0	0	0	0	0	0	98
40 - 44	4	3	2	0	0	0	0	0	0	0	0	0	0	0	9
45 & above	0	0	0	0	0	0	0	0	0	0	0	0	0	0	0
Age Not Stated	0	0	0	0	0	0	0	0	0	0	0	0	0	0	0
Total	1832	1229	124	0	0	0	0	0	0	0	0	0	0	0	3185
Bidar (CMC + OG)															
Below 15	0	0	0	0	0	0	0	0	0	0	0	0	0	0	0
15 - 19	3710	12	0	0	0	0	0	0	0	0	0	0	0	0	3722
20 - 24	3739	1529	76	0	0	0	0	0	0	0	0	0	0	0	5344
25 - 29	2017	1845	555	0	0	0	0	0	0	0	0	0	0	0	4417
30 - 34	433	857	462	0	0	0	0	0	0	0	0	0	0	0	1752
35 - 39	75	134	81	0	0	0	0	0	0	0	0	0	0	0	290
40 - 44	7	19	6	0	0	0	0	0	0	0	0	0	0	0	32
45 & above	2	4	0	0	0	0	0	0	0	0	0	0	0	0	6
Age Not Stated	0	0	0	0	0	0	0	0	0	0	0	0	0	0	0
Total	9983	4400	1180	0	0	0	0	0	0	0	0	0	0	0	15563
Chikmagalur (CMC)															
Below 15	0	0	0	0	0	0	0	0	0	0	0	0	0	0	0
15 - 19	222	4	0	0	0	0	0	0	0	0	0	0	0	0	226
20 - 24	1199	569	1	0	0	0	0	0	0	0	0	0	0	0	1769
25 - 29	937	714	55	0	0	0	0	0	0	0	0	0	0	0	1706
30 - 34	289	465	82	0	0	0	0	0	0	0	0	0	0	0	836
35 - 39	52	96	26	0	0	0	0	0	0	0	0	0	0	0	174
40 - 44	3	7	2	0	0	0	0	0	0	0	0	0	0	0	12

TABLE B-8 : LIVE BIRTHS BY BIRTH ORDER AND AGE OF THE MOTHER FOR TOWNS WITH POPULATION ONE LAKH AND ABOVE - 2022

Age of Mother	BIRTH ORDER														Total
	1	2	3	4	5	6	7	8	9	10	11	12	13 & Above	Not Stated	
1	2	3	4	5	6	7	8	9	10	11	12	13	14	15	16
45 & above	3	0	0	0	0	0	0	0	0	0	0	0	0	0	3
Age Not Stated	0	0	0	0	0	0	0	0	0	0	0	0	0	0	0
Total	2705	1855	166	0	0	0	0	0	0	0	0	0	0	0	4726
Chitradurga (CMC + OG)															
Below 15	0	0	0	0	0	0	0	0	0	0	0	0	0	0	0
15 - 19	1046	20	0	0	0	0	0	0	0	0	0	0	0	0	1066
20 - 24	4789	2073	37	0	0	0	0	0	0	0	0	0	0	0	6899
25 - 29	2675	2406	338	0	0	0	0	0	0	0	0	0	0	0	5419
30 - 34	632	838	198	0	0	0	0	0	0	0	0	0	0	0	1668
35 - 39	117	173	49	0	0	0	0	0	0	0	0	0	0	0	339
40 - 44	9	8	0	0	0	0	0	0	0	0	0	0	0	0	17
45 & above	1	0	0	0	0	0	0	0	0	0	0	0	0	0	1
Age Not Stated	0	0	0	0	0	0	0	0	0	0	0	0	0	0	0
Total	9269	5518	622	0	0	0	0	0	0	0	0	0	0	0	15409
Davanagere (M Corp.)															
Below 15	0	0	0	0	0	0	0	0	0	0	0	0	0	0	0
15 - 19	1112	38	0	0	0	0	0	0	0	0	0	0	0	0	1150
20 - 24	7354	3300	130	0	0	0	0	0	0	0	0	0	0	0	10784
25 - 29	4594	3571	766	0	0	0	0	0	0	0	0	0	0	0	8931
30 - 34	1245	1660	410	0	0	0	0	0	0	0	0	0	0	0	3315
35 - 39	309	417	113	0	0	0	0	0	0	0	0	0	0	0	839
40 - 44	43	35	11	0	0	0	0	0	0	0	0	0	0	0	89
45 & above	13	4	0	0	0	0	0	0	0	0	0	0	0	0	17
Age Not Stated	0	0	0	0	0	0	0	0	0	0	0	0	0	0	0
Total	14670	9025	1430	0	0	0	0	0	0	0	0	0	0	0	25125
Gadag-Betigeri (CMC)															
Below 15	0	0	0	0	0	0	0	0	0	0	0	0	0	0	0
15 - 19	217	4	0	0	0	0	0	0	0	0	0	0	0	0	221
20 - 24	3435	1618	61	0	0	0	0	0	0	0	0	0	0	0	5114
25 - 29	1858	1656	465	0	0	0	0	0	0	0	0	0	0	0	3979
30 - 34	507	636	212	0	0	0	0	0	0	0	0	0	0	0	1355
35 - 39	91	136	56	0	0	0	0	0	0	0	0	0	0	0	283
40 - 44	8	19	3	0	0	0	0	0	0	0	0	0	0	0	30
45 & above	2	0	0	0	0	0	0	0	0	0	0	0	0	0	2
Age Not Stated	0	0	0	0	0	0	0	0	0	0	0	0	0	0	0
Total	6118	4069	797	0	0	0	0	0	0	0	0	0	0	0	10984
Gangawati (CMC + OG)															

TABLE B-8 : LIVE BIRTHS BY BIRTH ORDER AND AGE OF THE MOTHER FOR TOWNS WITH POPULATION ONE LAKH AND ABOVE - 2022

Age of Mother	BIRTH ORDER														Total
	1	2	3	4	5	6	7	8	9	10	11	12	13 & Above	Not Stated	
1	2	3	4	5	6	7	8	9	10	11	12	13	14	15	16
Below 15	0	0	0	0	0	0	0	0	0	0	0	0	0	0	0
15 - 19	141	3	0	0	0	0	0	0	0	0	0	0	0	0	144
20 - 24	2743	1150	61	0	0	0	0	0	0	0	0	0	0	0	3954
25 - 29	1595	1228	402	0	0	0	0	0	0	0	0	0	0	0	3225
30 - 34	239	344	121	0	0	0	0	0	0	0	0	0	0	0	704
35 - 39	47	65	24	0	0	0	0	0	0	0	0	0	0	0	136
40 - 44	2	8	0	0	0	0	0	0	0	0	0	0	0	0	10
45 & above	1	2	0	0	0	0	0	0	0	0	0	0	0	0	3
Age Not Stated	0	0	0	0	0	0	0	0	0	0	0	0	0	0	0
Total	4768	2800	608	0	0	0	0	0	0	0	0	0	0	0	8176
Hassan (CMC + OG)															
Below 15	0	0	0	0	0	0	0	0	0	0	0	0	0	0	0
15 - 19	477	16	0	0	0	0	0	0	0	0	0	0	0	0	493
20 - 24	5045	798	9	0	0	0	0	0	0	0	0	0	0	0	5852
25 - 29	2968	1042	53	0	0	0	0	0	0	0	0	0	0	0	4063
30 - 34	313	446	54	0	0	0	0	0	0	0	0	0	0	0	813
35 - 39	63	98	14	0	0	0	0	0	0	0	0	0	0	0	175
40 - 44	4	7	1	0	0	0	0	0	0	0	0	0	0	0	12
45 & above	1	0	0	0	0	0	0	0	0	0	0	0	0	0	1
Age Not Stated	0	0	0	0	0	0	0	0	0	0	0	0	0	0	0
Total	8871	2407	131	0	0	0	0	0	0	0	0	0	0	0	11409
Hospet (CMC)															
Below 15	0	0	0	0	0	0	0	0	0	0	0	0	0	0	0
15 - 19	59	4	0	0	0	0	0	0	0	0	0	0	0	0	63
20 - 24	2662	1353	25	0	0	0	0	0	0	0	0	0	0	0	4040
25 - 29	807	582	499	0	0	0	0	0	0	0	0	0	0	0	1888
30 - 34	275	290	77	0	0	0	0	0	0	0	0	0	0	0	642
35 - 39	57	91	18	0	0	0	0	0	0	0	0	0	0	0	166
40 - 44	6	2	1	0	0	0	0	0	0	0	0	0	0	0	9
45 & above	2	3	0	0	0	0	0	0	0	0	0	0	0	0	5
Age Not Stated	0	0	0	0	0	0	0	0	0	0	0	0	0	0	0
Total	3868	2325	620	0	0	0	0	0	0	0	0	0	0	0	6813
Hubli-Dharwad (M Corp.)															
Below 15	0	0	0	0	0	0	0	0	0	0	0	0	0	0	0
15 - 19	732	25	0	0	0	0	0	0	0	0	0	0	0	0	757
20 - 24	9837	4238	170	0	0	0	0	0	0	0	0	0	0	0	14245
25 - 29	5796	4612	1243	0	0	0	0	0	0	0	0	0	0	0	11651

TABLE B-8 : LIVE BIRTHS BY BIRTH ORDER AND AGE OF THE MOTHER FOR TOWNS WITH POPULATION ONE LAKH AND ABOVE - 2022

Age of Mother	BIRTH ORDER														Total
	1	2	3	4	5	6	7	8	9	10	11	12	13 & Above	Not Stated	
1	2	3	4	5	6	7	8	9	10	11	12	13	14	15	16
30 - 34	1904	2340	773	0	0	0	0	0	0	0	0	0	0	0	5017
35 - 39	412	577	232	0	0	0	0	0	0	0	0	0	0	0	1221
40 - 44	57	58	17	0	0	0	0	0	0	0	0	0	0	0	132
45 & above	15	10	1	0	0	0	0	0	0	0	0	0	0	0	26
Age Not Stated	0	0	0	0	0	0	0	0	0	0	0	0	0	0	0
Total	18753	11860	2436	0	0	0	0	0	0	0	0	0	0	0	33049
Kalaburgi															
Below 15	0	0	0	0	0	0	0	0	0	0	0	0	0	0	0
15 - 19	482	94	0	0	0	0	0	0	0	0	0	0	0	0	576
20 - 24	19133	2348	208	0	0	0	0	0	0	0	0	0	0	0	21689
25 - 29	6276	2991	690	0	0	0	0	0	0	0	0	0	0	0	9957
30 - 34	495	445	198	0	0	0	0	0	0	0	0	0	0	0	1138
35 - 39	124	169	99	0	0	0	0	0	0	0	0	0	0	0	392
40 - 44	6	7	12	0	0	0	0	0	0	0	0	0	0	0	25
45 & above	1	1	0	2	0	0	0	0	0	0	0	0	0	0	4
Age Not Stated	0	0	0	0	0	0	0	0	0	0	0	0	0	0	0
Total	26517	6055	1207	2	0	0	0	0	0	0	0	0	0	0	33781
Kolar															
Below 15	0	0	0	0	0	0	0	0	0	0	0	0	0	0	0
15 - 19	703	30	0	0	0	0	0	0	0	0	0	0	0	0	733
20 - 24	3121	1611	55	0	0	0	0	0	0	0	0	0	0	0	4787
25 - 29	1898	1495	218	0	0	0	0	0	0	0	0	0	0	0	3611
30 - 34	372	513	129	0	0	0	0	0	0	0	0	0	0	0	1014
35 - 39	64	108	32	0	0	0	0	0	0	0	0	0	0	0	204
40 - 44	4	12	1	0	0	0	0	0	0	0	0	0	0	0	17
45 & above	1	2	0	0	0	0	0	0	0	0	0	0	0	0	3
Age Not Stated	0	0	0	0	0	0	0	0	0	0	0	0	0	0	0
Total	6163	3771	435	0	0	0	0	0	0	0	0	0	0	0	10369
Mandya (CMC)															
Below 15	0	0	0	0	0	0	0	0	0	0	0	0	0	0	0
15 - 19	715	15	0	0	0	0	0	0	0	0	0	0	0	0	730
20 - 24	3594	1457	8	0	0	0	0	0	0	0	0	0	0	0	5059
25 - 29	2004	1675	120	0	0	0	0	0	0	0	0	0	0	0	3799
30 - 34	578	743	98	0	0	0	0	0	0	0	0	0	0	0	1419
35 - 39	117	182	27	0	0	0	0	0	0	0	0	0	0	0	326
40 - 44	10	11	3	0	0	0	0	0	0	0	0	0	0	0	24
45 & above	1	1	0	0	0	0	0	0	0	0	0	0	0	0	2

TABLE B-8 : LIVE BIRTHS BY BIRTH ORDER AND AGE OF THE MOTHER FOR TOWNS WITH POPULATION ONE LAKH AND ABOVE - 2022

Age of Mother	BIRTH ORDER														Total
	1	2	3	4	5	6	7	8	9	10	11	12	13 & Above	Not Stated	
1	2	3	4	5	6	7	8	9	10	11	12	13	14	15	16
Age Not Stated	0	0	0	0	0	0	0	0	0	0	0	0	0	0	0
Total	7019	4084	256	0	0	0	0	0	0	0	0	0	0	0	11359
Mangalore (M Corp. + OG)															
Below 15	0	0	0	0	0	0	0	0	0	0	0	0	0	0	0
15 - 19	205	8	0	0	0	0	0	0	0	0	0	0	0	0	213
20 - 24	2857	902	32	0	0	0	0	0	0	0	0	0	0	0	3791
25 - 29	3818	2225	456	0	0	0	0	0	0	0	0	0	0	0	6499
30 - 34	1902	2233	741	0	0	0	0	0	0	0	0	0	0	0	4876
35 - 39	557	1001	290	0	0	0	0	0	0	0	0	0	0	0	1848
40 - 44	67	97	30	1	0	0	0	0	0	0	0	0	0	0	195
45 & above	8	1	1	0	0	0	0	0	0	0	0	0	0	0	10
Age Not Stated	0	0	0	0	0	0	0	0	0	0	0	0	0	0	0
Total	9414	6467	1550	1	0	0	0	0	0	0	0	0	0	0	17432
Mysuru															
Below 15	0	0	0	0	0	0	0	0	0	0	0	0	0	0	0
15 - 19	1781	70	0	0	0	0	0	0	0	0	0	0	0	0	1851
20 - 24	7089	3752	96	0	0	0	0	0	0	0	0	0	0	0	10937
25 - 29	5458	3739	347	0	0	0	0	0	0	0	0	0	0	0	9544
30 - 34	2073	2306	325	0	0	0	0	0	0	0	0	0	0	0	4704
35 - 39	423	663	93	0	0	0	0	0	0	0	0	0	0	0	1179
40 - 44	69	63	15	0	0	0	0	0	0	0	0	0	0	0	147
45 & above	7	5	0	0	0	0	0	0	0	0	0	0	0	0	12
Age Not Stated	0	0	0	0	0	0	0	0	0	0	0	0	0	0	0
Total	16900	10598	876	0	0	0	0	0	0	0	0	0	0	0	28374
Raichur (CMC)															
Below 15	0	0	0	0	0	0	0	0	0	0	0	0	0	0	0
15 - 19	257	13	0	0	0	0	0	0	0	0	0	0	0	0	270
20 - 24	4879	1736	188	0	0	0	0	0	0	0	0	0	0	0	6803
25 - 29	2087	2343	943	0	0	0	0	0	0	0	0	0	0	0	5373
30 - 34	393	692	308	0	0	0	0	0	0	0	0	0	0	0	1393
35 - 39	72	155	88	0	0	0	0	0	0	0	0	0	0	0	315
40 - 44	10	18	9	0	0	0	0	0	0	0	0	0	0	0	37
45 & above	2	1	0	0	0	0	0	0	0	0	0	0	0	0	3
Age Not Stated	0	0	0	0	0	0	0	0	0	0	0	0	0	0	0
Total	7700	4958	1536	0	0	0	0	0	0	0	0	0	0	0	14194
Ranibennur (CMC)															
Below 15	0	0	0	0	0	0	0	0	0	0	0	0	0	0	0

TABLE B-8 : LIVE BIRTHS BY BIRTH ORDER AND AGE OF THE MOTHER FOR TOWNS WITH POPULATION ONE LAKH AND ABOVE - 2022

Age of Mother	BIRTH ORDER														Total
	1	2	3	4	5	6	7	8	9	10	11	12	13 & Above	Not Stated	
1	2	3	4	5	6	7	8	9	10	11	12	13	14	15	16
15 - 19	97	1	0	0	0	0	0	0	0	0	0	0	0	0	98
20 - 24	1436	765	31	0	0	0	0	0	0	0	0	0	0	0	2232
25 - 29	895	840	247	0	0	0	0	0	0	0	0	0	0	0	1982
30 - 34	250	383	123	0	0	0	0	0	0	0	0	0	0	0	756
35 - 39	38	76	29	0	0	0	0	0	0	0	0	0	0	0	143
40 - 44	2	6	2	0	0	0	0	0	0	0	0	0	0	0	10
45 & above	0	0	0	0	0	0	0	0	0	0	0	0	0	0	0
Age Not Stated	0	0	0	0	0	0	0	0	0	0	0	0	0	0	0
Total	2718	2071	432	0	0	0	0	0	0	0	0	0	0	0	5221
Robertson Pet (CMC + OG)															
Below 15	0	0	0	0	0	0	0	0	0	0	0	0	0	0	0
15 - 19	64	0	0	0	0	0	0	0	0	0	0	0	0	0	64
20 - 24	661	369	9	0	0	0	0	0	0	0	0	0	0	0	1039
25 - 29	481	453	68	0	0	0	0	0	0	0	0	0	0	0	1002
30 - 34	145	214	47	0	0	0	0	0	0	0	0	0	0	0	406
35 - 39	34	59	20	0	0	0	0	0	0	0	0	0	0	0	113
40 - 44	5	4	2	0	0	0	0	0	0	0	0	0	0	0	11
45 & above	1	3	1	0	0	0	0	0	0	0	0	0	0	0	5
Age Not Stated	0	0	0	0	0	0	0	0	0	0	0	0	0	0	0
Total	1391	1102	147	0	0	0	0	0	0	0	0	0	0	0	2640
Shimoga (CMC)															
Below 15	0	0	0	0	0	0	0	0	0	0	0	0	0	0	0
15 - 19	635	30	0	0	0	0	0	0	0	0	0	0	0	0	665
20 - 24	4230	1918	92	0	0	0	0	0	0	0	0	0	0	0	6240
25 - 29	3025	2328	488	0	0	0	0	0	0	0	0	0	0	0	5841
30 - 34	870	1262	271	0	0	0	0	0	0	0	0	0	0	0	2403
35 - 39	173	303	72	0	0	0	0	0	0	0	0	0	0	0	548
40 - 44	21	22	10	0	0	0	0	0	0	0	0	0	0	0	53
45 & above	3	1	0	0	0	0	0	0	0	0	0	0	0	0	4
Age Not Stated	0	0	0	0	0	0	0	0	0	0	0	0	0	0	0
Total	8957	5864	933	0	0	0	0	0	0	0	0	0	0	0	15754
Tumakuru (CMC)															
Below 15	0	0	0	0	0	0	0	0	0	0	0	0	0	0	0
15 - 19	596	13	0	0	0	0	0	0	0	0	0	0	0	0	609
20 - 24	3585	1526	7	0	0	0	0	0	0	0	0	0	0	0	5118
25 - 29	2296	1852	159	0	0	0	0	0	0	0	0	0	0	0	4307
30 - 34	678	901	121	0	0	0	0	0	0	0	0	0	0	0	1700

TABLE B-8 : LIVE BIRTHS BY BIRTH ORDER AND AGE OF THE MOTHER FOR TOWNS WITH POPULATION ONE LAKH AND ABOVE - 2022

Age of Mother	BIRTH ORDER														Total
	1	2	3	4	5	6	7	8	9	10	11	12	13 & Above	Not Stated	
1	2	3	4	5	6	7	8	9	10	11	12	13	14	15	16
35 - 39	141	251	41	0	0	0	0	0	0	0	0	0	0	0	433
40 - 44	28	21	4	0	0	0	0	0	0	0	0	0	0	0	53
45 & above	2	4	1	0	0	0	0	0	0	0	0	0	0	0	7
Age Not Stated	0	0	0	0	0	0	0	0	0	0	0	0	0	0	0
Total	7326	4568	333	0	0	0	0	0	0	0	0	0	0	0	12227
Udupi (CMC + OG)															
Below 15	0	0	0	0	0	0	0	0	0	0	0	0	0	0	0
15 - 19	37	1	0	0	0	0	0	0	0	0	0	0	0	0	38
20 - 24	615	154	6	0	0	0	0	0	0	0	0	0	0	0	775
25 - 29	1976	713	55	0	0	0	0	0	0	0	0	0	0	0	2744
30 - 34	1054	1192	93	0	0	0	0	0	0	0	0	0	0	0	2339
35 - 39	229	444	50	0	0	0	0	0	0	0	0	0	0	0	723
40 - 44	29	35	1	0	0	0	0	0	0	0	0	0	0	0	65
45 & above	5	2	0	0	0	0	0	0	0	0	0	0	0	0	7
Age Not Stated	0	0	0	0	0	0	0	0	0	0	0	0	0	0	0
Total	3945	2541	205	0	0	0	0	0	0	0	0	0	0	0	6691
Vijayapura															
Below 15	0	0	0	0	0	0	0	0	0	0	0	0	0	0	0
15 - 19	905	34	0	0	0	0	0	0	0	0	0	0	0	0	939
20 - 24	9552	3401	138	0	0	0	0	0	0	0	0	0	0	0	13091
25 - 29	4661	2994	883	0	0	0	0	0	0	0	0	0	0	0	8538
30 - 34	874	864	331	0	0	0	0	0	0	0	0	0	0	0	2069
35 - 39	164	191	97	0	0	0	0	0	0	0	0	0	0	0	452
40 - 44	20	24	7	0	0	0	0	0	0	0	0	0	0	0	51
45 & above	4	5	0	0	0	0	0	0	0	0	0	0	0	0	9
Age Not Stated	0	0	0	0	0	0	0	0	0	0	0	0	0	0	0
Total	16180	7513	1456	0	0	0	0	0	0	0	0	0	0	0	25149

TABLE B-9 :LIVE BIRTHS BY BY AGE & LEVEL OF EDUCATION OF THE MOTHER & BIRTH ORDER(RURAL & URBAN)-2022

Age Of Mother	Level Of Education Of the Mother						Total
	Illiterate	Below Primary	Primary But Below Matric	Matric But Below Graduate	Graduate & Above	Not Stated	
1	2	3	4	5	6	7	8
All Areas							
Below 15	0	0	0	0	0	0	0
15 - 19	3170	2123	11381	22048	1599	221	40542
20 - 24	24831	68495	131905	188650	50444	2063	466388
25 - 29	17945	43728	82640	126544	94762	1401	367020
30 - 34	6727	4700	20632	37913	56513	565	127050
35 - 39	1823	1170	5589	8863	14910	76	32431
40 - 44	217	137	547	887	1406	3	3197
45 & above	74	68	74	121	215	2	554
Age not Stated	0	0	0	0	0	0	0
Total	54787	120421	252768	385026	219849	4331	1037182
Urban Areas							
Below 15	0	0	0	0	0	0	0
15 - 19	2321	1472	9489	19987	1434	219	34922
20 - 24	24816	44234	101590	164374	44869	2054	381937
25 - 29	17748	23404	62718	109706	87142	1381	302099
30 - 34	4486	3350	17488	34913	53886	565	114688
35 - 39	1464	947	4981	8289	14224	76	29981
40 - 44	159	105	492	825	1353	3	2937
45 & above	34	23	44	114	170	2	387
Age not Stated	0	0	0	0	0	0	0
Total	51028	73535	196802	338208	203078	4300	866951
Rural Areas							
Below 15	0	0	0	0	0	0	0
15 - 19	849	651	1892	2061	165	2	5620
20 - 24	15	24261	30315	24276	5575	9	84451
25 - 29	197	20324	19922	16838	7620	20	64921
30 - 34	2241	1350	3144	3000	2627	0	12362
35 - 39	359	223	608	574	686	0	2450
40 - 44	58	32	55	62	53	0	260
45 & above	40	45	30	7	45	0	167
Age not Stated	0	0	0	0	0	0	0
Total	3759	46886	55966	46818	16771	31	170231

TABLE B-10 :LIVE BIRTHS BY LEVEL OF EDUCATION OF THE FATHER & BIRTH ORDER(RURAL & URBAN)-2022

Level of Education of Father	Birth Order														Total
	1	2	3	4	5	6	7	8	9	10	11	12	13 & Above	Not Stated	
1	2	3	4	5	6	7	8	9	10	11	12	13	14	15	16
All Areas															
Illiterate	8398	4254	3750	0	0	0	0	0	0	0	0	0	0	0	16402
Below Primary	63199	36715	5489	0	0	0	0	0	0	0	0	0	0	0	105403
Primary but below Matric	174210	107090	17598	2	0	0	0	0	0	0	0	0	0	0	298900
Matric but below graduate	231594	150157	21306	6	0	0	0	0	0	0	0	0	0	0	403063
Graduate & above	132294	73678	7441	1	0	0	0	0	0	0	0	0	0	0	213414
Not Stated	0	0	0	0	0	0	0	0	0	0	0	0	0	0	0
Total	609695	371894	55584	9	0	0	0	0	0	0	0	0	0	0	1037182
Rural Areas															
Illiterate	15	49	79	0	0	0	0	0	0	0	0	0	0	0	143
Below Primary	23751	17264	2077	0	0	0	0	0	0	0	0	0	0	0	43092
Primary but below Matric	29026	27207	4431	1	0	0	0	0	0	0	0	0	0	0	60665
Matric but below graduate	25631	19604	3332	4	0	0	0	0	0	0	0	0	0	0	48571
Graduate & above	9068	7882	809	1	0	0	0	0	0	0	0	0	0	0	17760
Not Stated	0	0	0	0	0	0	0	0	0	0	0	0	0	0	0
Total	87491	72006	10728	6	0	0	0	0	0	0	0	0	0	0	170231
Urban Areas															
Illiterate	8383	4205	3671	0	0	0	0	0	0	0	0	0	0	0	16259
Below Primary	39448	19451	3412	0	0	0	0	0	0	0	0	0	0	0	62311
Primary but below Matric	145184	79883	13167	1	0	0	0	0	0	0	0	0	0	0	238235
Matric but below graduate	205963	130553	17974	2	0	0	0	0	0	0	0	0	0	0	354492
Graduate & above	123226	65796	6632	0	0	0	0	0	0	0	0	0	0	0	195654
Not Stated	0	0	0	0	0	0	0	0	0	0	0	0	0	0	0
Total	522204	299888	44856	3	0	0	0	0	0	0	0	0	0	0	866951

TABLE B-11 :LIVE BIRTHS BY LEVEL OF EDUCATION OF THE MOTHER & BIRTH ORDER(RURAL & URBAN)-2022

Level of Education Of Mother	BIRTH ORDER														
	1	2	3	4	5	6	7	8	9	10	11	12	13 & Above	Not Stated	Total
1	2	3	4	5	6	7	8	9	10	11	12	13	14	15	16
All Areas															
Illiterate	35392	15670	3720	5	0	0	0	0	0	0	0	0	0	0	54787
Below Primary	69390	43415	7616	0	0	0	0	0	0	0	0	0	0	0	120421
Primary but below Matric	144965	91819	15982	2	0	0	0	0	0	0	0	0	0	0	252768
Matric but below graduate	220441	143919	20665	1	0	0	0	0	0	0	0	0	0	0	385026
Graduate & above	137095	75584	7169	1	0	0	0	0	0	0	0	0	0	0	219849
Not Stated	2412	1487	432	0	0	0	0	0	0	0	0	0	0	0	4331
Total	609695	371894	55584	9	0	0	0	0	0	0	0	0	0	0	1037182
Urban Areas															
Illiterate	33554	14081	3391	2	0	0	0	0	0	0	0	0	0	0	51028
Below Primary	46570	22684	4281	0	0	0	0	0	0	0	0	0	0	0	73535
Primary but below Matric	115656	68834	12311	1	0	0	0	0	0	0	0	0	0	0	196802
Matric but below graduate	195675	124572	17961	0	0	0	0	0	0	0	0	0	0	0	338208
Graduate & above	128344	68252	6482	0	0	0	0	0	0	0	0	0	0	0	203078
Not Stated	2405	1465	430	0	0	0	0	0	0	0	0	0	0	0	4300
Total	522204	299888	44856	3	0	0	0	0	0	0	0	0	0	0	866951
Rural Areas															
Illiterate	1838	1589	329	3	0	0	0	0	0	0	0	0	0	0	3759
Below Primary	22820	20731	3335	0	0	0	0	0	0	0	0	0	0	0	46886
Primary but below Matric	29309	22985	3671	1	0	0	0	0	0	0	0	0	0	0	55966
Matric but below graduate	24766	19347	2704	1	0	0	0	0	0	0	0	0	0	0	46818
Graduate & above	8751	7332	687	1	0	0	0	0	0	0	0	0	0	0	16771
Not Stated	7	22	2	0	0	0	0	0	0	0	0	0	0	0	31
Total	87491	72006	10728	6	0	0	0	0	0	0	0	0	0	0	170231

TABLE B-12 :LIVE BIRTHS BY AGE OF MOTHER AND BIRTH ORDER FOR EACH LEVEL OF EDUCATION OF THE MOTHER (RURAL) - 2022

BIRTH ORDER															
Age of Mother	1	2	3	4	5	6	7	8	9	10	11	12	13 & Above	Not Stated	Total
1	2	3	4	5	6	7	8	9	10	11	12	13	14	15	16
Illiterate															
Below 15	0	0	0	0	0	0	0	0	0	0	0	0	0	0	0
15 - 19	796	53	0	0	0	0	0	0	0	0	0	0	0	0	849
20 - 24	10	5	0	0	0	0	0	0	0	0	0	0	0	0	15
25 - 29	34	132	31	0	0	0	0	0	0	0	0	0	0	0	197
30 - 34	815	1190	236	0	0	0	0	0	0	0	0	0	0	0	2241
35 - 39	146	160	53	0	0	0	0	0	0	0	0	0	0	0	359
40 - 44	21	28	6	3	0	0	0	0	0	0	0	0	0	0	58
45 & above	16	21	3	0	0	0	0	0	0	0	0	0	0	0	40
Age not Stated	0	0	0	0	0	0	0	0	0	0	0	0	0	0	0
Total	1838	1589	329	3	0	0	0	0	0	0	0	0	0	0	3759
Below Primary															
Below 15	0	0	0	0	0	0	0	0	0	0	0	0	0	0	0
15 - 19	609	42	0	0	0	0	0	0	0	0	0	0	0	0	651
20 - 24	13847	9657	757	0	0	0	0	0	0	0	0	0	0	0	24261
25 - 29	7586	10372	2366	0	0	0	0	0	0	0	0	0	0	0	20324
30 - 34	683	496	171	0	0	0	0	0	0	0	0	0	0	0	1350
35 - 39	76	111	36	0	0	0	0	0	0	0	0	0	0	0	223
40 - 44	12	17	3	0	0	0	0	0	0	0	0	0	0	0	32
45 & above	7	36	2	0	0	0	0	0	0	0	0	0	0	0	45
Age not Stated	0	0	0	0	0	0	0	0	0	0	0	0	0	0	0
Total	22820	20731	3335	0	0	0	0	0	0	0	0	0	0	0	46886
Primary but below Matric															
Below 15	0	0	0	0	0	0	0	0	0	0	0	0	0	0	0
15 - 19	1715	177	0	0	0	0	0	0	0	0	0	0	0	0	1892
20 - 24	17806	11906	603	0	0	0	0	0	0	0	0	0	0	0	30315
25 - 29	8228	9232	2462	0	0	0	0	0	0	0	0	0	0	0	19922
30 - 34	1308	1344	492	0	0	0	0	0	0	0	0	0	0	0	3144
35 - 39	225	283	100	0	0	0	0	0	0	0	0	0	0	0	608
40 - 44	19	24	11	1	0	0	0	0	0	0	0	0	0	0	55
45 & above	8	19	3	0	0	0	0	0	0	0	0	0	0	0	30
Age not Stated	0	0	0	0	0	0	0	0	0	0	0	0	0	0	0
Total	29309	22985	3671	1	0	0	0	0	0	0	0	0	0	0	55966
Matric but below graduate															
Below 15	0	0	0	0	0	0	0	0	0	0	0	0	0	0	0

TABLE B-12 :LIVE BIRTHS BY AGE OF MOTHER AND BIRTH ORDER FOR EACH LEVEL OF EDUCATION OF THE MOTHER (RURAL) - 2022

BIRTH ORDER															
Age of Mother	1	2	3	4	5	6	7	8	9	10	11	12	13 & Above	Not Stated	Total
1	2	3	4	5	6	7	8	9	10	11	12	13	14	15	16
15 - 19	1980	81	0	0	0	0	0	0	0	0	0	0	0	0	2061
20 - 24	14497	9474	305	0	0	0	0	0	0	0	0	0	0	0	24276
25 - 29	7111	7922	1805	0	0	0	0	0	0	0	0	0	0	0	16838
30 - 34	993	1523	484	0	0	0	0	0	0	0	0	0	0	0	3000
35 - 39	160	311	103	0	0	0	0	0	0	0	0	0	0	0	574
40 - 44	20	34	7	1	0	0	0	0	0	0	0	0	0	0	62
45 & above	5	2	0	0	0	0	0	0	0	0	0	0	0	0	7
Age not Stated	0	0	0	0	0	0	0	0	0	0	0	0	0	0	0
Total	24766	19347	2704	1	0	0	0	0	0	0	0	0	0	0	46818
Graduate & above															
Below 15	0	0	0	0	0	0	0	0	0	0	0	0	0	0	0
15 - 19	155	10	0	0	0	0	0	0	0	0	0	0	0	0	165
20 - 24	3587	1837	151	0	0	0	0	0	0	0	0	0	0	0	5575
25 - 29	3530	3773	317	0	0	0	0	0	0	0	0	0	0	0	7620
30 - 34	1245	1231	151	0	0	0	0	0	0	0	0	0	0	0	2627
35 - 39	208	418	60	0	0	0	0	0	0	0	0	0	0	0	686
40 - 44	19	29	4	1	0	0	0	0	0	0	0	0	0	0	53
45 & above	7	34	4	0	0	0	0	0	0	0	0	0	0	0	45
Age not Stated	0	0	0	0	0	0	0	0	0	0	0	0	0	0	0
Total	8751	7332	687	1	0	0	0	0	0	0	0	0	0	0	16771
All															
Below 15	0	0	0	0	0	0	0	0	0	0	0	0	0	0	0
15 - 19	5257	363	0	0	0	0	0	0	0	0	0	0	0	0	5620
20 - 24	49752	32883	1816	0	0	0	0	0	0	0	0	0	0	0	84451
25 - 29	26489	31449	6983	0	0	0	0	0	0	0	0	0	0	0	64921
30 - 34	5044	5784	1534	0	0	0	0	0	0	0	0	0	0	0	12362
35 - 39	815	1283	352	0	0	0	0	0	0	0	0	0	0	0	2450
40 - 44	91	132	31	6	0	0	0	0	0	0	0	0	0	0	260
45 & above	43	112	12	0	0	0	0	0	0	0	0	0	0	0	167
Age not Stated	0	0	0	0	0	0	0	0	0	0	0	0	0	0	0
Total	87491	72006	10728	6	0	0	0	0	0	0	0	0	0	0	170231

ALL EDUCATIONAL LEVEL ALSO INCLUDES THE EDUCATION LEVEL NOT STATED

TABLE B-13 :LIVE BIRTHS BY AGE OF MOTHER AND BIRTH ORDER FOR EACH LEVEL OF EDUCATION OF THE MOTHER (URBAN) - 2022

BIRTH ORDER															
Age of Mother	1	2	3	4	5	6	7	8	9	10	11	12	13 & Above	Not Stated	Total
1	2	3	4	5	6	7	8	9	10	11	12	13	14	15	16
Illiterate															
Below 15	0	0	0	0	0	0	0	0	0	0	0	0	0	0	0
15 - 19	2154	167	0	0	0	0	0	0	0	0	0	0	0	0	2321
20 - 24	20016	4513	287	0	0	0	0	0	0	0	0	0	0	0	24816
25 - 29	8960	6816	1972	0	0	0	0	0	0	0	0	0	0	0	17748
30 - 34	1814	1847	825	0	0	0	0	0	0	0	0	0	0	0	4486
35 - 39	540	656	268	0	0	0	0	0	0	0	0	0	0	0	1464
40 - 44	57	66	36	0	0	0	0	0	0	0	0	0	0	0	159
45 & above	13	16	3	2	0	0	0	0	0	0	0	0	0	0	34
Age not	0	0	0	0	0	0	0	0	0	0	0	0	0	0	0
Total	33554	14081	3391	2	0	0	0	0	0	0	0	0	0	0	51028
Below Primary															
Below 15	0	0	0	0	0	0	0	0	0	0	0	0	0	0	0
15 - 19	1430	42	0	0	0	0	0	0	0	0	0	0	0	0	1472
20 - 24	32090	11601	543	0	0	0	0	0	0	0	0	0	0	0	44234
25 - 29	11325	9084	2995	0	0	0	0	0	0	0	0	0	0	0	23404
30 - 34	1331	1443	576	0	0	0	0	0	0	0	0	0	0	0	3350
35 - 39	343	453	151	0	0	0	0	0	0	0	0	0	0	0	947
40 - 44	42	48	15	0	0	0	0	0	0	0	0	0	0	0	105
45 & above	9	13	1	0	0	0	0	0	0	0	0	0	0	0	23
Age not	0	0	0	0	0	0	0	0	0	0	0	0	0	0	0
Total	46570	22684	4281	0	0	0	0	0	0	0	0	0	0	0	73535
Primary but below Matric															
Below 15	0	0	0	0	0	0	0	0	0	0	0	0	0	0	0
15 - 19	9019	470	0	0	0	0	0	0	0	0	0	0	0	0	9489
20 - 24	67905	32502	1183	0	0	0	0	0	0	0	0	0	0	0	101590
25 - 29	30524	25246	6948	0	0	0	0	0	0	0	0	0	0	0	62718
30 - 34	6320	7937	3231	0	0	0	0	0	0	0	0	0	0	0	17488
35 - 39	1665	2431	885	0	0	0	0	0	0	0	0	0	0	0	4981
40 - 44	203	229	59	1	0	0	0	0	0	0	0	0	0	0	492
45 & above	20	19	5	0	0	0	0	0	0	0	0	0	0	0	44
Age not	0	0	0	0	0	0	0	0	0	0	0	0	0	0	0
Total	115656	68834	12311	1	0	0	0	0	0	0	0	0	0	0	196802

TABLE B-13 :LIVE BIRTHS BY AGE OF MOTHER AND BIRTH ORDER FOR EACH LEVEL OF EDUCATION OF THE MOTHER (URBAN) - 2022

BIRTH ORDER															
Age of Mother	1	2	3	4	5	6	7	8	9	10	11	12	13 & Above	Not Stated	Total
1	2	3	4	5	6	7	8	9	10	11	12	13	14	15	16
Matric but below graduate															
Below 15	0	0	0	0	0	0	0	0	0	0	0	0	0	0	0
15 - 19	19406	581	0	0	0	0	0	0	0	0	0	0	0	0	19987
20 - 24	110833	52062	1479	0	0	0	0	0	0	0	0	0	0	0	164374
25 - 29	50950	49130	9626	0	0	0	0	0	0	0	0	0	0	0	109706
30 - 34	11619	17952	5342	0	0	0	0	0	0	0	0	0	0	0	34913
35 - 39	2499	4399	1391	0	0	0	0	0	0	0	0	0	0	0	8289
40 - 44	311	399	115	0	0	0	0	0	0	0	0	0	0	0	825
45 & above	57	49	8	0	0	0	0	0	0	0	0	0	0	0	114
Age not	0	0	0	0	0	0	0	0	0	0	0	0	0	0	0
Total	195675	124572	17961	0	0	0	0	0	0	0	0	0	0	0	338208
Graduate & above															
Below 15	0	0	0	0	0	0	0	0	0	0	0	0	0	0	0
15 - 19	1398	36	0	0	0	0	0	0	0	0	0	0	0	0	1434
20 - 24	36261	8414	194	0	0	0	0	0	0	0	0	0	0	0	44869
25 - 29	58181	26699	2262	0	0	0	0	0	0	0	0	0	0	0	87142
30 - 34	26464	24653	2769	0	0	0	0	0	0	0	0	0	0	0	53886
35 - 39	5343	7762	1119	0	0	0	0	0	0	0	0	0	0	0	14224
40 - 44	590	630	133	0	0	0	0	0	0	0	0	0	0	0	1353
45 & above	107	58	5	0	0	0	0	0	0	0	0	0	0	0	170
Age not	0	0	0	0	0	0	0	0	0	0	0	0	0	0	0
Total	128344	68252	6482	0	0	0	0	0	0	0	0	0	0	0	203078
All Educational Level															
Below 15	0	0	0	0	0	0	0	0	0	0	0	0	0	0	0
15 - 19	33623	1299	0	0	0	0	0	0	0	0	0	0	0	0	34922
20 - 24	268553	109691	3693	0	0	0	0	0	0	0	0	0	0	0	381937
25 - 29	160571	117524	24004	0	0	0	0	0	0	0	0	0	0	0	302099
30 - 34	47643	54100	12945	0	0	0	0	0	0	0	0	0	0	0	114688
35 - 39	10404	15743	3834	0	0	0	0	0	0	0	0	0	0	0	29981
40 - 44	1204	1374	358	1	0	0	0	0	0	0	0	0	0	0	2937
45 & above	206	157	22	2	0	0	0	0	0	0	0	0	0	0	387
Age not	0	0	0	0	0	0	0	0	0	0	0	0	0	0	0
Total	522204	299888	44856	3	0	0	0	0	0	0	0	0	0	0	866951

TABLE B-14 : LIVE BIRTHS BY AGE OF MOTHER, BIRTH ORDER & RELIGION OF THE FAMILY (RURAL) - 2022

Birth Order															
Age of Mother	1	2	3	4	5	6	7	8	9	10	11	12	13 & Above	Not Stated	Total
1	2	3	4	5	6	7	8	9	10	11	12	13	14	15	16
Hindu															
Below 15	0	0	0	0	0	0	0	0	0	0	0	0	0	0	0
15 - 19	4726	324	0	0	0	0	0	0	0	0	0	0	0	0	5050
20 - 24	44371	29316	1622	0	0	0	0	0	0	0	0	0	0	0	75309
25 - 29	23385	27879	5928	0	0	0	0	0	0	0	0	0	0	0	57192
30 - 34	4428	5122	1157	0	0	0	0	0	0	0	0	0	0	0	10707
35 - 39	704	1097	268	0	0	0	0	0	0	0	0	0	0	0	2069
40 - 44	77	115	25	5	0	0	0	0	0	0	0	0	0	0	222
45 & above	31	105	12	0	0	0	0	0	0	0	0	0	0	0	148
Age not Stated	0	0	0	0	0	0	0	0	0	0	0	0	0	0	0
Total	77722	63958	9012	5	0	0	0	0	0	0	0	0	0	0	150697
Muslims															
Below 15	0	0	0	0	0	0	0	0	0	0	0	0	0	0	0
15 - 19	506	36	0	0	0	0	0	0	0	0	0	0	0	0	542
20 - 24	5040	3361	173	0	0	0	0	0	0	0	0	0	0	0	8574
25 - 29	2849	3323	985	0	0	0	0	0	0	0	0	0	0	0	7157
30 - 34	526	555	343	0	0	0	0	0	0	0	0	0	0	0	1424
35 - 39	89	144	65	0	0	0	0	0	0	0	0	0	0	0	298
40 - 44	6	13	3	1	0	0	0	0	0	0	0	0	0	0	23
45 & above	7	3	0	0	0	0	0	0	0	0	0	0	0	0	10
Age not Stated	0	0	0	0	0	0	0	0	0	0	0	0	0	0	0
Total	9023	7435	1569	1	0	0	0	0	0	0	0	0	0	0	18028
Christians															
Below 15	0	0	0	0	0	0	0	0	0	0	0	0	0	0	0
15 - 19	15	1	0	0	0	0	0	0	0	0	0	0	0	0	16
20 - 24	241	124	19	0	0	0	0	0	0	0	0	0	0	0	384
25 - 29	169	190	52	0	0	0	0	0	0	0	0	0	0	0	411
30 - 34	75	95	33	0	0	0	0	0	0	0	0	0	0	0	203
35 - 39	13	38	18	0	0	0	0	0	0	0	0	0	0	0	69

TABLE B-14 : LIVE BIRTHS BY AGE OF MOTHER, BIRTH ORDER & RELIGION OF THE FAMILY (RURAL) - 2022

Birth Order															
Age of Mother	1	2	3	4	5	6	7	8	9	10	11	12	13 & Above	Not Stated	Total
1	2	3	4	5	6	7	8	9	10	11	12	13	14	15	16
40 - 44	3	2	2	0	0	0	0	0	0	0	0	0	0	0	7
45 & above	1	0	0	0	0	0	0	0	0	0	0	0	0	0	1
Age not Stated	0	0	0	0	0	0	0	0	0	0	0	0	0	0	0
Total	517	450	124	0	0	0	0	0	0	0	0	0	0	0	1091
Others **															
Below 15	0	0	0	0	0	0	0	0	0	0	0	0	0	0	0
15 - 19	10	2	0	0	0	0	0	0	0	0	0	0	0	0	12
20 - 24	100	82	2	0	0	0	0	0	0	0	0	0	0	0	184
25 - 29	86	57	18	0	0	0	0	0	0	0	0	0	0	0	161
30 - 34	15	12	1	0	0	0	0	0	0	0	0	0	0	0	28
35 - 39	9	4	1	0	0	0	0	0	0	0	0	0	0	0	14
40 - 44	5	2	1	0	0	0	0	0	0	0	0	0	0	0	8
45 & above	4	4	0	0	0	0	0	0	0	0	0	0	0	0	8
Age not Stated	0	0	0	0	0	0	0	0	0	0	0	0	0	0	0
Total	229	163	23	0	0	0	0	0	0	0	0	0	0	0	415
All Religions*															
Below 15	0	0	0	0	0	0	0	0	0	0	0	0	0	0	0
15 - 19	5257	363	0	0	0	0	0	0	0	0	0	0	0	0	5620
20 - 24	49752	32883	1816	0	0	0	0	0	0	0	0	0	0	0	84451
25 - 29	26489	31449	6983	0	0	0	0	0	0	0	0	0	0	0	64921
30 - 34	5044	5784	1534	0	0	0	0	0	0	0	0	0	0	0	12362
35 - 39	815	1283	352	0	0	0	0	0	0	0	0	0	0	0	2450
40 - 44	91	132	31	6	0	0	0	0	0	0	0	0	0	0	260
45 & above	43	112	12	0	0	0	0	0	0	0	0	0	0	0	167
Age not Stated	0	0	0	0	0	0	0	0	0	0	0	0	0	0	0
Total	87491	72006	10728	6	0	0	0	0	0	0	0	0	0	0	170231

* Religion Not Stated have been included in "All Religion"

** Minor Religion groups have been combined under "Others"

TABLE B-15 : LIVE BIRTHS BY AGE OF MOTHER, BIRTH ORDER & RELIGION OF THE FAMILY (URBAN) - 2022

Birth Order															
Age of Mother	1	2	3	4	5	6	7	8	9	10	11	12	13 & Above	Not Stated	Total
1	2	3	4	5	6	7	8	9	10	11	12	13	14	15	16
Hindu															
Below 15	0	0	0	0	0	0	0	0	0	0	0	0	0	0	0
15 - 19	25968	1024	0	0	0	0	0	0	0	0	0	0	0	0	26992
20 - 24	212051	85789	2596	0	0	0	0	0	0	0	0	0	0	0	300436
25 - 29	130824	94144	16227	0	0	0	0	0	0	0	0	0	0	0	241195
30 - 34	40118	43873	7583	0	0	0	0	0	0	0	0	0	0	0	91574
35 - 39	8627	12722	2275	0	0	0	0	0	0	0	0	0	0	0	23624
40 - 44	1004	1080	224	0	0	0	0	0	0	0	0	0	0	0	2308
45 & above	180	133	17	2	0	0	0	0	0	0	0	0	0	0	332
Age not Stated	0	0	0	0	0	0	0	0	0	0	0	0	0	0	0
Total	418772	238765	28922	2	0	0	0	0	0	0	0	0	0	0	686461
Muslims															
Below 15	0	0	0	0	0	0	0	0	0	0	0	0	0	0	0
15 - 19	7487	272	0	0	0	0	0	0	0	0	0	0	0	0	7759
20 - 24	54710	23338	1066	0	0	0	0	0	0	0	0	0	0	0	79114
25 - 29	26930	22141	7622	0	0	0	0	0	0	0	0	0	0	0	56693
30 - 34	5940	8565	5133	0	0	0	0	0	0	0	0	0	0	0	19638
35 - 39	1368	2383	1385	0	0	0	0	0	0	0	0	0	0	0	5136
40 - 44	149	223	108	1	0	0	0	0	0	0	0	0	0	0	481
45 & above	16	17	5	0	0	0	0	0	0	0	0	0	0	0	38
Age not Stated	0	0	0	0	0	0	0	0	0	0	0	0	0	0	0
Total	96600	56939	15319	1	0	0	0	0	0	0	0	0	0	0	168859
Christians															
Below 15	0	0	0	0	0	0	0	0	0	0	0	0	0	0	0
15 - 19	129	3	0	0	0	0	0	0	0	0	0	0	0	0	132
20 - 24	1243	367	21	0	0	0	0	0	0	0	0	0	0	0	1631
25 - 29	2400	976	109	0	0	0	0	0	0	0	0	0	0	0	3485
30 - 34	1361	1429	199	0	0	0	0	0	0	0	0	0	0	0	2989
35 - 39	343	557	161	0	0	0	0	0	0	0	0	0	0	0	1061
40 - 44	41	57	25	0	0	0	0	0	0	0	0	0	0	0	123
45 & above	8	4	0	0	0	0	0	0	0	0	0	0	0	0	12
Age not Stated	0	0	0	0	0	0	0	0	0	0	0	0	0	0	0

TABLE B-15 : LIVE BIRTHS BY AGE OF MOTHER, BIRTH ORDER & RELIGION OF THE FAMILY (URBAN) - 2022

Birth Order															
Age of Mother	1	2	3	4	5	6	7	8	9	10	11	12	13 & Above	Not Stated	Total
1	2	3	4	5	6	7	8	9	10	11	12	13	14	15	16
Total	5525	3393	515	0	0	0	0	0	0	0	0	0	0	0	9433
Others **															
Below 15	0	0	0	0	0	0	0	0	0	0	0	0	0	0	0
15 - 19	39	0	0	0	0	0	0	0	0	0	0	0	0	0	39
20 - 24	549	197	10	0	0	0	0	0	0	0	0	0	0	0	756
25 - 29	417	263	46	0	0	0	0	0	0	0	0	0	0	0	726
30 - 34	224	233	30	0	0	0	0	0	0	0	0	0	0	0	487
35 - 39	66	81	13	0	0	0	0	0	0	0	0	0	0	0	160
40 - 44	10	14	1	0	0	0	0	0	0	0	0	0	0	0	25
45 & above	2	3	0	0	0	0	0	0	0	0	0	0	0	0	5
Age not Stated	0	0	0	0	0	0	0	0	0	0	0	0	0	0	0
Total	1307	791	100	0	0	0	0	0	0	0	0	0	0	0	2198
All Religions*															
Below 15	0	0	0	0	0	0	0	0	0	0	0	0	0	0	0
15 - 19	33623	1299	0	0	0	0	0	0	0	0	0	0	0	0	34922
20 - 24	268553	109691	3693	0	0	0	0	0	0	0	0	0	0	0	381937
25 - 29	160571	117524	24004	0	0	0	0	0	0	0	0	0	0	0	302099
30 - 34	47643	54100	12945	0	0	0	0	0	0	0	0	0	0	0	114688
35 - 39	10404	15743	3834	0	0	0	0	0	0	0	0	0	0	0	29981
40 - 44	1204	1374	358	1	0	0	0	0	0	0	0	0	0	0	2937
45 & above	206	157	22	2	0	0	0	0	0	0	0	0	0	0	387
Age not Stated	0	0	0	0	0	0	0	0	0	0	0	0	0	0	0
Total	522204	299888	44856	3	0	0	0	0	0	0	0	0	0	0	866951

* Religion Not Stated have been included in "All Religion"

** Minor Religion groups have been combined under "Others"

TABLE B-16 : LIVE BIRTHS BY OCCUPATION OF THE FATHER & BIRTH ORDER (RURAL & URBAN) - 2022

Birth Order															
Occupation of Father	1	2	3	4	5	6	7	8	9	10	11	12	13 & Above	Not Stated	Total
1	2	3	4	5	6	7	8	9	10	11	12	13	14	15	16
All Areas															
Professional,Technical & Related workers	79767	35080	3398	0	0	0	0	0	0	0	0	0	0	0	118245
Administrative exececutive & Managerial Workers	13786	7379	784	0	0	0	0	0	0	0	0	0	0	0	21949
Clerical & Related workers	11040	5756	725	0	0	0	0	0	0	0	0	0	0	0	17521
Sales Workers	26197	16301	2935	1	0	0	0	0	0	0	0	0	0	0	45434
Service Workers	69280	41368	5967	0	0	0	0	0	0	0	0	0	0	0	116615
Farmers,Fisherman,etc and related workers	259836	167678	26462	2	0	0	0	0	0	0	0	0	0	0	453978
production and other related workers	17528	10349	1475	0	0	0	0	0	0	0	0	0	0	0	29352
Workers whose occupations not elsewhere classified	97544	61870	10262	1	0	0	0	0	0	0	0	0	0	0	169677
Non-workers	31481	24127	3022	5	0	0	0	0	0	0	0	0	0	0	58635
Not-Notated	3236	1986	554	0	0	0	0	0	0	0	0	0	0	0	5776
Total	609695	371894	55584	9	0	0	0	0	0	0	0	0	0	0	1037182
Urban Areas															
Professional,Technical & Related workers	76276	32800	3091	0	0	0	0	0	0	0	0	0	0	0	112167
Administrative exececutive & Managerial Workers	13144	7000	738	0	0	0	0	0	0	0	0	0	0	0	20882
Clerical & Related workers	9990	5042	636	0	0	0	0	0	0	0	0	0	0	0	15668
Sales Workers	23885	14938	2755	0	0	0	0	0	0	0	0	0	0	0	41578
Service Workers	64650	37661	5447	0	0	0	0	0	0	0	0	0	0	0	107758
Farmers,Fisherman,etc and related workers	205093	124682	19445	2	0	0	0	0	0	0	0	0	0	0	349222
production and other related workers	15656	9042	1329	0	0	0	0	0	0	0	0	0	0	0	26027
Workers whose occupations not elsewhere classified	88797	55419	9394	0	0	0	0	0	0	0	0	0	0	0	153610
Non-workers	21493	11327	1469	1	0	0	0	0	0	0	0	0	0	0	34290
Not-Notated	3220	1977	552	0	0	0	0	0	0	0	0	0	0	0	5749
Total	522204	299888	44856	3	0	0	0	0	0	0	0	0	0	0	866951
Rural Areas															
Professional,Technical & Related workers	3491	2280	307	0	0	0	0	0	0	0	0	0	0	0	6078
Administrative exececutive & Managerial Workers	642	379	46	0	0	0	0	0	0	0	0	0	0	0	1067
Clerical & Related workers	1050	714	89	0	0	0	0	0	0	0	0	0	0	0	1853
Sales Workers	2312	1363	180	1	0	0	0	0	0	0	0	0	0	0	3856
Service Workers	4630	3707	520	0	0	0	0	0	0	0	0	0	0	0	8857
Farmers,Fisherman,etc and related workers	54743	42996	7017	0	0	0	0	0	0	0	0	0	0	0	104756
production and other related workers	1872	1307	146	0	0	0	0	0	0	0	0	0	0	0	3325
Workers whose occupations not elsewhere classified	8747	6451	868	1	0	0	0	0	0	0	0	0	0	0	16067
Non-workers	9988	12800	1553	4	0	0	0	0	0	0	0	0	0	0	24345
Not-Notated	16	9	2	0	0	0	0	0	0	0	0	0	0	0	27
Total	87491	72006	10728	6	0	0	0	0	0	0	0	0	0	0	170231

TABLE B-17 : LIVE BIRTHS BY OCCUPATION OF THE MOTHER & BIRTH ORDER (RURAL & URBAN) - 2022

Birth Order															
Occupation of Mother	1	2	3	4	5	6	7	8	9	10	11	12	13 & Above	Not Stated	TOTAL
1	2	3	4	5	6	7	8	9	10	11	12	13	14	15	16
All Areas															
Professional,Technical & Related workers	38385	11455	789	0	0	0	0	0	0	0	0	0	0	0	50629
Administrative exececutive & Managerial Workers	5964	2273	187	0	0	0	0	0	0	0	0	0	0	0	8424
Clerical & Related workers	6131	1902	185	0	0	0	0	0	0	0	0	0	0	0	8218
Sales Workers	5582	2929	328	0	0	0	0	0	0	0	0	0	0	0	8839
Service Workers	12534	6630	793	0	0	0	0	0	0	0	0	0	0	0	19957
Farmers,Fisherman,etc and related workers	79523	52302	9313	0	0	0	0	0	0	0	0	0	0	0	141138
production and other related workers	5479	2426	320	0	0	0	0	0	0	0	0	0	0	0	8225
Workers whose occupations not elsewhere classified	38465	23918	3852	0	0	0	0	0	0	0	0	0	0	0	66235
Non-workers	413906	265800	39237	9	0	0	0	0	0	0	0	0	0	0	718952
Not-Notated	3726	2259	580	0	0	0	0	0	0	0	0	0	0	0	6565
Total	609695	371894	55584	9	0	0	0	0	0	0	0	0	0	0	1037182
Urban Areas															
Professional,Technical & Related workers	36980	10506	658	0	0	0	0	0	0	0	0	0	0	0	48144
Administrative exececutive & Managerial Workers	5714	2104	169	0	0	0	0	0	0	0	0	0	0	0	7987
Clerical & Related workers	5799	1646	158	0	0	0	0	0	0	0	0	0	0	0	7603
Sales Workers	5141	2583	283	0	0	0	0	0	0	0	0	0	0	0	8007
Service Workers	11297	5560	639	0	0	0	0	0	0	0	0	0	0	0	17496
Farmers,Fisherman,etc and related workers	51390	29433	5336	0	0	0	0	0	0	0	0	0	0	0	86159
production and other related workers	4683	1883	230	0	0	0	0	0	0	0	0	0	0	0	6796
Workers whose occupations not elsewhere classified	31795	19969	3373	0	0	0	0	0	0	0	0	0	0	0	55137
Non-workers	365694	223962	33433	3	0	0	0	0	0	0	0	0	0	0	623092
Not-Notated	3711	2242	577	0	0	0	0	0	0	0	0	0	0	0	6530
Total	522204	299888	44856	3	0	0	0	0	0	0	0	0	0	0	866951
Rural Areas															
Professional,Technical & Related workers	1405	949	131	0	0	0	0	0	0	0	0	0	0	0	2485
Administrative exececutive & Managerial Workers	250	169	18	0	0	0	0	0	0	0	0	0	0	0	437
Clerical & Related workers	332	256	27	0	0	0	0	0	0	0	0	0	0	0	615
Sales Workers	441	346	45	0	0	0	0	0	0	0	0	0	0	0	832
Service Workers	1237	1070	154	0	0	0	0	0	0	0	0	0	0	0	2461
Farmers,Fisherman,etc and related workers	28133	22869	3977	0	0	0	0	0	0	0	0	0	0	0	54979
production and other related workers	796	543	90	0	0	0	0	0	0	0	0	0	0	0	1429
Workers whose occupations not elsewhere classified	6670	3949	479	0	0	0	0	0	0	0	0	0	0	0	11098
Non-workers	48212	41838	5804	6	0	0	0	0	0	0	0	0	0	0	95860
Not-Notated	15	17	3	0	0	0	0	0	0	0	0	0	0	0	35
Total	87491	72006	10728	6	0	0	0	0	0	0	0	0	0	0	170231

TABLE B-18 : LIVE BIRTHS BY DURATION OF MARRIAGE OF THE MOTHER & BIRTH ORDER (RURAL & URBAN) - 2022

Birth Order

Duration of Marriage (in Years)	1	2	3	4	5	6	7	8	9	10	11	12	13 & Above	Not Stated	Total
1	2	3	4	5	6	7	8	9	10	11	12	13	14	15	16
All Areas															
0 - 4	475740	178698	11008	9	0	0	0	0	0	0	0	0	0	0	665455
5 - 9	104487	161765	34719	0	0	0	0	0	0	0	0	0	0	0	300971
10 - 14	24702	27187	8700	0	0	0	0	0	0	0	0	0	0	0	60589
15 - 19	3930	3718	1074	0	0	0	0	0	0	0	0	0	0	0	8722
20 - 24	738	453	79	0	0	0	0	0	0	0	0	0	0	0	1270
25 - 29	98	73	4	0	0	0	0	0	0	0	0	0	0	0	175
30 & above	0	0	0	0	0	0	0	0	0	0	0	0	0	0	0
Not Stated	0	0	0	0	0	0	0	0	0	0	0	0	0	0	0
TOTAL	609695	371894	55584	9	0	0	0	0	0	0	0	0	0	0	1037182
Urban Areas															
0 - 4	413817	135969	7998	3	0	0	0	0	0	0	0	0	0	0	557787
5 - 9	84935	136123	28059	0	0	0	0	0	0	0	0	0	0	0	249117
10 - 14	19434	24044	7767	0	0	0	0	0	0	0	0	0	0	0	51245
15 - 19	3313	3308	961	0	0	0	0	0	0	0	0	0	0	0	7582
20 - 24	634	390	68	0	0	0	0	0	0	0	0	0	0	0	1092
25 - 29	71	54	3	0	0	0	0	0	0	0	0	0	0	0	128
30 & above	0	0	0	0	0	0	0	0	0	0	0	0	0	0	0
Not Stated	0	0	0	0	0	0	0	0	0	0	0	0	0	0	0
TOTAL	522204	299888	44856	3	0	0	0	0	0	0	0	0	0	0	866951
Rural Areas															
0 - 4	61923	42729	3010	6	0	0	0	0	0	0	0	0	0	0	107668
5 - 9	19552	25642	6660	0	0	0	0	0	0	0	0	0	0	0	51854
10 - 14	5268	3143	933	0	0	0	0	0	0	0	0	0	0	0	9344
15 - 19	617	410	113	0	0	0	0	0	0	0	0	0	0	0	1140
20 - 24	104	63	11	0	0	0	0	0	0	0	0	0	0	0	178
25 - 29	27	19	1	0	0	0	0	0	0	0	0	0	0	0	47
30 & above	0	0	0	0	0	0	0	0	0	0	0	0	0	0	0
Not Stated	0	0	0	0	0	0	0	0	0	0	0	0	0	0	0
TOTAL	87491	72006	10728	6	0	0	0	0	0	0	0	0	0	0	170231

TABLE B-19 : LIVE BIRTHS BY DURATION OF MARRIAGE AND AGE OF MOTHER (RURAL & URBAN) - 2022

Age of Mother										
Duration of Marriage (in Years)	Below 15	15-19	20-24	25-29	30-34	35-39	40-44	45 & Above	Not Stated	Total
1	2	3	4	5	6	7	8	9	10	11
All Areas										
0 - 4	0	40542	413253	165639	40111	5362	410	138	0	665455
5 - 9	0	0	53135	186224	50822	10186	565	39	0	300971
10 - 14	0	0	0	15157	34157	10398	803	74	0	60589
15 - 19	0	0	0	0	1960	6007	672	83	0	8722
20 - 24	0	0	0	0	0	478	701	91	0	1270
25 - 29	0	0	0	0	0	0	46	129	0	175
30 & above	0	0	0	0	0	0	0	0	0	0
Not Stated	0	0	0	0	0	0	0	0	0	0
Total	0	40542	466388	367020	127050	32431	3197	554	0	1037182
Urban Areas										
0 - 4	0	34922	340790	139992	36728	4919	376	60	0	557787
5 - 9	0	0	41147	150610	47184	9614	527	35	0	249117
10 - 14	0	0	0	11497	29119	9807	764	58	0	51245
15 - 19	0	0	0	0	1657	5238	616	71	0	7582
20 - 24	0	0	0	0	0	403	611	78	0	1092
25 - 29	0	0	0	0	0	0	43	85	0	128
30 & above	0	0	0	0	0	0	0	0	0	0
Not Stated	0	0	0	0	0	0	0	0	0	0
Total	0	34922	381937	302099	114688	29981	2937	387	0	866951
Rural Areas										
0 - 4	0	5620	72463	25647	3383	443	34	78	0	107668
5 - 9	0	0	11988	35614	3638	572	38	4	0	51854
10 - 14	0	0	0	3660	5038	591	39	16	0	9344
15 - 19	0	0	0	0	303	769	56	12	0	1140
20 - 24	0	0	0	0	0	75	90	13	0	178
25 - 29	0	0	0	0	0	0	3	44	0	47
30 & above	0	0	0	0	0	0	0	0	0	0
Not Stated	0	0	0	0	0	0	0	0	0	0
Total	0	5620	84451	64921	12362	2450	260	167	0	170231

TABLE B-20 :LIVE BIRTHS BY DURATION OF PREGNANCY AND BIRTH WEIGHT(RURAL & URBAN)-2022

Duration of Pregnancy in Weeks	Birth Weight (in Kgs)																				
	Less Than 1.5			1.5 - 2.0			2.0 - 3.0			3.0 - 4.0			4.0+			Not Stated			Total		
	Rural	Urban	Total	Rural	Urban	Total	Rural	Urban	Total	Rural	Urban	Total	Rural	Urban	Total	Rural	Urban	Total	Rural	Urban	Total
1	2	3	4	5	6	7	8	9	10	11	12	13	14	15	16	17	18	19	20	21	22
< 32	167	3406	3573	323	3651	3974	1625	3416	5041	352	260	612	63	13	76	913	801	1714	3443	23094	14990
32 - 36	527	4239	4766	3410	14047	17457	31891	103692	135583	6509	23462	29971	164	280	444	3088	32173	35261	45589	355786	223482
37 - 39	288	2258	2546	1976	14853	16829	60478	362847	423325	18765	129971	148736	245	1843	2088	8071	25922	33993	89823	1075388	627517
40	25	202	227	304	1812	2116	12037	71754	83791	4794	38043	42837	72	677	749	827	7070	7897	18059	239116	137617
41 +	70	47	117	464	344	808	5469	12224	17693	1848	5495	7343	44	86	130	480	2063	2543	8375	40518	28634
Not Stated	3	0	3	4	0	4	188	0	188	67	0	67	9	0	9	4671	0	4671	4942	0	4942
Total	1080	10152	11232	6481	34707	41188	32335	553933	665621	32335	197231	229566	597	2899	3496	18050	68029	86079	170231	866951	1037182

TABLE B-21 :LIVE BIRTHS BY AGE OF MOTHER AND BIRTH WEIGHT(RURAL & URBAN)-2022

Age Of Mother	Birth Weight (in Kgs)																				
	Less Than 1.5			1.5 - 2.0			2.0 - 3.0			3.0 - 4.0			4.0+			Not Stated			Total		
	Rural	Urban	Total	Rural	Urban	Total	Rural	Urban	Total	Rural	Urban	Total	Rural	Urban	Total	Rural	Urban	Total	Rural	Urban	Total
1	2	3	4	5	6	7	8	9	10	11	12	13	14	15	16	17	18	19	20	21	22
Below 15	0	0	0	0	0	0	0	0	0	0	0	0	0	0	0	0	0	0	0	0	0
15 - 19	51	482	533	286	1581	1867	3997	24666	28663	860	5728	6588	9	48	57	417	2417	2834	5620	34922	40542
20 - 24	502	3892	4394	3276	13988	17264	58486	251481	309967	15604	73814	89418	216	770	986	6367	37992	44359	84451	381937	466388
25 - 29	427	3148	3575	1809	12427	14236	40288	192218	232506	12317	74163	86480	217	1120	1337	9863	19023	28886	64921	302099	367020
30 - 34	83	1749	1832	990	4609	5599	7260	66600	73860	2840	34239	37079	73	717	790	1116	6774	7890	12362	114688	127050
35 - 39	9	723	732	86	1756	1842	1422	17116	18538	647	8545	9192	62	223	285	224	1618	1842	2450	29981	32431
40 - 44	3	127	130	16	283	299	154	1653	1807	47	681	728	8	18	26	32	175	207	260	2937	3197
45 and above	5	31	36	18	63	81	81	199	280	20	61	81	12	3	15	31	30	61	167	387	554
Not Stated	0	0	0	0	0	0	0	0	0	0	0	0	0	0	0	0	0	0	0	0	0
Total	1080	10152	11232	6481	34707	41188	32335	553933	665621	32335	197231	229566	597	2899	3496	18050	68029	86079	170231	866951	1037182

TABLE B-22 :LIVE BIRTHS BY BIRTH ORDER AND BIRTH WEIGHT(RURAL & URBAN)-2022

Birth Order	Birth Weight (in Kgs)																				
	Less Than 1.5			1.5 - 2.0			2.0 - 3.0			3.0 - 4.0			4.0+			Not Stated			Total		
	Rural	Urban	Total	Rural	Urban	Total	Rural	Urban	Total	Rural	Urban	Total	Rural	Urban	Total	Rural	Urban	Total	Rural	Urban	Total
1	2	3	4	5	6	7	8	9	10	11	12	13	14	15	16	17	18	19	20	21	22
1	593	6245	6838	2748	21995	24743	61714	335877	397591	16063	110782	126845	222	1512	1734	6151	45793	51944	87491	522204	609695
2	436	3359	3795	3397	10984	14381	42991	189701	232692	14042	75393	89435	312	1177	1489	10828	19274	30102	72006	299888	371894
3	50	548	598	336	1728	2064	6982	28353	35335	2229	11055	13284	62	210	272	1069	2962	4031	10728	44856	55584
4	1	0	1	0	0	0	1	2	3	1	1	2	1	0	1	2	0	2	6	3	9
5	0	0	0	0	0	0	0	0	0	0	0	0	0	0	0	0	0	0	0	0	0
6	0	0	0	0	0	0	0	0	0	0	0	0	0	0	0	0	0	0	0	0	0
7	0	0	0	0	0	0	0	0	0	0	0	0	0	0	0	0	0	0	0	0	0
8	0	0	0	0	0	0	0	0	0	0	0	0	0	0	0	0	0	0	0	0	0
9	0	0	0	0	0	0	0	0	0	0	0	0	0	0	0	0	0	0	0	0	0
10 & Above	0	0	0	0	0	0	0	0	0	0	0	0	0	0	0	0	0	0	0	0	0
Not Stated	0	0	0	0	0	0	0	0	0	0	0	0	0	0	0	0	0	0	0	0	0
Total	1080	10152	11232	6481	34707	41188	32335	553933	665621	32335	197231	229566	597	2899	3496	18050	68029	86079	170231	866951	1037182

TABLE B-23 :LIVE BIRTHS BY AGE OF MOTHER & METHOD OF DELIVERY(RURAL & URBAN)-2022

Method Of Delivery	Age Of Mother									Total
	Below 15	15-19	20-24	25-29	30-34	35-39	40-44	45 & Above	Not Stated	
1	2	3	4	5	6	7	8	9	10	11
All Areas										
Normal	0	28562	312896	217438	54289	12076	1042	283	0	626586
Caesarean	0	11525	149734	145335	71111	20024	2134	268	0	400131
Forceps / Vaccum	0	455	3758	4247	1650	331	21	3	0	10465
Not Stated	0	0	0	0	0	0	0	0	0	0
Total	0	81084	932776	734040	254100	64862	6394	1108	0	1037182
Urban Areas										
Normal	0	23333	234485	159653	44857	10414	837	122	0	473701
Caesarean	0	11165	144112	139357	68312	19275	2080	263	0	384564
Forceps / Vaccum	0	424	3340	3089	1519	292	20	2	0	8686
Not Stated	0	0	0	0	0	0	0	0	0	0
Total	0	81084	932776	734040	254100	64862	6394	1108	0	866951
Rural Areas										
Normal	0	5229	78411	57785	9432	1662	205	161	0	152885
Caesarean	0	360	5622	5978	2799	749	54	5	0	15567
Forceps / Vaccum	0	31	418	1158	131	39	1	1	0	1779
Not Stated	0	0	0	0	0	0	0	0	0	0
Total	0	81084	932776	734040	254100	64862	6394	1108	0	170231

**TABLES RELATED
TO DEATH**

TABLE D-1 : DEATHS BY PLACE OF OCCURENCE, DISTRICTS (RURAL & URBAN) AND TOWNS WITH POPULATION ONE LAKH AND ABOVE - 2022

Sl. No	Districts		Deaths by Place of Occurrence			Place of Residence of Deceased		Place of Residence Outside the State
			Male	Female	Total	Within the Area	Outside the Area	
1	2		3	4	5	6	7	8
1	Bagalkot	URBAN	4279	2893	7172	6354	791	27
		RURAL	5055	3840	8895	8858	35	2
		TOTAL	9334	6733	16067	15212	826	29
	Towns with Population one lakh and above							
	Bagalkot (CMC)		1740	1058	2798	2167	613	18
2	Ballari	URBAN	4879	3149	8028	6559	800	669
		RURAL	3284	2329	5613	5594	9	10
		TOTAL	8163	5478	13641	12153	809	679
	Towns with Population one lakh and above							
	Ballari		4058	2564	6622	5180	789	653
3	Belagavi	URBAN	9217	5825	15042	14452	379	211
		RURAL	14587	9927	24514	24383	71	60
		TOTAL	23804	15752	39556	38835	450	271
	Towns with Population one lakh and above							
	Belgaum (M Corp. + OG)		4463	2645	7108	6689	289	130
4	Bengaluru	URBAN	43772	28881	72653	59831	9090	3732
		RURAL	4242	2735	6977	6616	207	154
		TOTAL	48014	31616	79630	66447	9297	3886
	Towns with Population one lakh and above							
	BBMP		41985	27851	69836	57706	8879	3251
5	Bengaluru Rural	URBAN	1700	1012	2712	2466	222	24
		RURAL	3449	2478	5927	5793	127	7
		TOTAL	5149	3490	8639	8259	349	31
6	Bidar	URBAN	2481	1384	3865	3637	58	170
		RURAL	5414	3170	8584	8572	6	6
		TOTAL	7895	4554	12449	12209	64	176
	Towns with Population one lakh and above							
	Bidar (CMC + OG)		1650	912	2562	2343	54	165
7	Chamarajanagar	URBAN	1303	863	2166	2099	40	27
		RURAL	4987	3384	8371	8328	37	6
		TOTAL	6290	4247	10537	10427	77	33
8	Chikkaballapura	URBAN	1515	928	2443	2322	83	38
		RURAL	4793	3303	8096	8055	30	11
		TOTAL	6308	4231	10539	10377	113	49
9	Chikkamagaluru	URBAN	1504	984	2488	2393	87	8
		RURAL	4734	3300	8034	7980	51	3
		TOTAL	6238	4284	10522	10373	138	11
	Towns with Population one lakh and above							
	Chikmagalur (CMC)		720	441	1161	1121	36	4
10	Chitradurga	URBAN	2486	1713	4199	3960	191	48
		RURAL	7436	5462	12898	12803	73	22
		TOTAL	9922	7175	17097	16763	264	70
	Towns with Population one lakh and above							
	Chitradurga (CMC + OG)		1610	1057	2667	2463	161	43
11	Dakshina Kannada	URBAN	8885	5596	14481	10659	2681	1141
		RURAL	5002	3964	8966	8927	26	13
		TOTAL	13887	9560	23447	19586	2707	1154
	Towns with Population one lakh and above							
	Mangalore (M Corp. + OG)		6356	3853	10209	7406	1946	857

TABLE D-1 : DEATHS BY PLACE OF OCCURENCE, DISTRICTS (RURAL & URBAN) AND TOWNS WITH POPULATION ONE LAKH AND ABOVE - 2022

Sl. No	Districts		Deaths by Place of Occurrence			Place of Residence of Deceased		Place of Residence Outside the State
			Male	Female	Total	Within the Area	Outside the Area	
1	2		3	4	5	6	7	8
12	Davanagere	URBAN	4754	3222	7976	6201	1755	20
		RURAL	4649	3450	8099	8065	34	0
		TOTAL	9403	6672	16075	14266	1789	20
	Towns with Population one lakh and above							
	Davanagere (M Corp.)		3943	2628	6571	4848	1705	18
13	Dharwad	URBAN	8647	5496	14143	10552	3520	71
		RURAL	3669	2797	6466	6420	41	5
		TOTAL	12316	8293	20609	16972	3561	76
	Towns with Population one lakh and above							
	Hubli-Dharwad (M Corp.)		8183	5159	13342	9763	3509	70
14	Gadag	URBAN	2807	1957	4764	4239	511	14
		RURAL	2941	2221	5162	5117	45	0
		TOTAL	5748	4178	9926	9356	556	14
	Towns with Population one lakh and above							
	Gadag-Betigeri (CMC)		1782	1207	2989	2541	436	12
15	Hassan	URBAN	3176	1780	4956	4516	429	11
		RURAL	8276	5792	14068	14022	45	1
		TOTAL	11452	7572	19024	18538	474	12
	Towns with Population one lakh and above							
	Hassan (CMC + OG)		2206	1158	3364	2962	393	9
16	Haveri	URBAN	1927	1340	3267	3146	113	8
		RURAL	5340	3923	9263	9232	29	2
		TOTAL	7267	5263	12530	12378	142	10
	Towns with Population one lakh and above							
	Ranibennur (CMC)		488	340	828	793	29	6
17	Kalaburagi	URBAN	4817	2728	7545	7200	317	28
		RURAL	7497	4385	11882	11796	67	19
		TOTAL	12314	7113	19427	18996	384	47
	Towns with Population one lakh and above							
	Kalaburgi		3578	2037	5615	5284	312	19
18	Kodagu	URBAN	545	306	851	776	55	20
		RURAL	2325	1478	3803	3786	12	5
		TOTAL	2870	1784	4654	4562	67	25
19	Kolar	URBAN	2787	1770	4557	4290	205	62
		RURAL	4749	3047	7796	7762	23	11
		TOTAL	7536	4817	12353	12052	228	73
	Towns with Population one lakh and above							
	Kolar		1570	907	2477	2245	185	47
	Robertson Pet (CMC + OG)		492	365	857	851	3	3
20	Koppal	URBAN	2148	1215	3363	3078	278	7
		RURAL	4359	2966	7325	7270	50	5
		TOTAL	6507	4181	10688	10348	328	12
	Towns with Population one lakh and above							
	Gangawati (CMC + OG)		590	355	945	903	42	0
21	Mandya	URBAN	2631	1576	4207	3620	572	15
		RURAL	8244	5573	13817	13737	75	5
		TOTAL	10875	7149	18024	17357	647	20
	Towns with Population one lakh and above							
	Mandya (CMC)		1453	865	2318	2026	284	8
22	Mysuru	URBAN	10766	6882	17648	14539	3010	99

TABLE D-1 : DEATHS BY PLACE OF OCCURENCE, DISTRICTS (RURAL & URBAN) AND TOWNS WITH POPULATION ONE LAKH AND ABOVE - 2022

Sl. No	Districts		Deaths by Place of Occurrence			Place of Residence of Deceased		Place of Residence Outside the State
			Male	Female	Total	Within the Area	Outside the Area	
1	2		3	4	5	6	7	8
		RURAL	10317	6959	17276	17201	72	3
		TOTAL	21083	13841	34924	31740	3082	102
	Towns with Population one lakh and above							
	Mysuru		8618	5562	14180	11134	2955	91
23	Raichur	URBAN	3232	1854	5086	4826	156	104
		RURAL	5203	3059	8262	8236	16	10
		TOTAL	8435	4913	13348	13062	172	114
	Towns with Population one lakh and above							
	Raichur (CMC)		1937	1021	2958	2729	133	96
24	Ramanagara	URBAN	1289	887	2176	2112	63	1
		RURAL	5518	3823	9341	9249	79	13
		TOTAL	6807	4710	11517	11361	142	14
25	Shivamogga	URBAN	5349	3162	8511	6852	1649	10
		RURAL	4975	3924	8899	8850	48	1
		TOTAL	10324	7086	17410	15702	1697	11
	Towns with Population one lakh and above							
	Bhadravati (CMC)		730	501	1231	1212	18	1
	Shimoga (CMC)		3756	2038	5794	4215	1570	9
26	Tumakuru	URBAN	3863	2557	6420	6061	267	92
		RURAL	12648	9281	21929	21837	75	17
		TOTAL	16511	11838	28349	27898	342	109
	Towns with Population one lakh and above							
	Tumakuru (CMC)		2114	1363	3477	3237	175	65
27	Udupi	URBAN	3097	1887	4984	3872	1029	83
		RURAL	4085	3459	7544	7426	98	20
		TOTAL	7182	5346	12528	11298	1127	103
	Towns with Population one lakh and above							
	Udupi (CMC + OG)		2338	1320	3658	2624	959	75
28	Uttara Kannada	URBAN	2103	1580	3683	3549	105	29
		RURAL	4521	3588	8109	8032	60	17
		TOTAL	6624	5168	11792	11581	165	46
29	VIJAYANAGARA	URBAN	1899	1369	3268	1435	1811	22
		RURAL	4701	3532	8233	3643	4588	2
		TOTAL	6600	4901	11501	5078	6399	24
	Towns with Population one lakh and above							
	Hospet (CMC)		931	654	1585	659	907	19
30	Vijayapura	URBAN	3694	2283	5977	5831	86	60
		RURAL	6504	4162	10666	10611	37	18
		TOTAL	10198	6445	16643	16442	123	78
	Towns with Population one lakh and above							
	Vijayapura		2447	1480	3927	3830	53	44
31	Yadgir	URBAN	1121	655	1776	1757	18	1
		RURAL	4091	2014	6105	6089	14	2
		TOTAL	5212	2669	7881	7846	32	3
	STATE	URBAN	152673	97734	250407	213184	30371	6852
		RURAL	177595	123325	300920	294290	6180	450
		TOTAL	330268	221059	551327	507474	36551	7302

TABLE D-2 : DEATHS BY PLACE OF RESIDENCE, DISTRICTS (RURAL & URBAN) AND TOWNS WITH POPULATION ONE LAKH AND ABOVE - 2022

Sl. No	Districts		Deaths by Place of Residence			Death Rate	Place of Occurrence of the Death	
			Male	Female	Total		Within the Area	Outside the Area
1	2		3	4	5	6	7	8
1	Bagalkot	URBAN	4046	2702	6748	9.71	6312	436
		RURAL	5108	3876	8984	6.74	8898	86
		TOTAL	9154	6578	15732	7.76	15210	522
	Towns with Population one lakh and above							
	Bagalkot (CMC)		1699	1035	2734	18.98	2136	610
2	Ballari	URBAN	5440	3682	9122	11.71	6322	2800
		RURAL	6090	4350	10440	12.33	5815	4625
		TOTAL	11530	8032	19562	12.04	12137	7425
	Towns with Population one lakh and above							
	Ballari		3406	2401	5807	10.49	4917	1315
3	Belagavi	URBAN	9251	5808	15059	11.23	14175	884
		RURAL	14746	10048	24794	6.64	24660	134
		TOTAL	23997	15856	39853	7.86	38835	1018
	Towns with Population one lakh and above							
	Belgaum (M Corp. + OG)		4271	2540	6811	11.34	6493	401
4	Bengaluru	URBAN	35727	24555	60282	4.75	59747	535
		RURAL	4205	2728	6933	7.55	6682	251
		TOTAL	39932	27283	67215	4.94	66429	786
	Towns with Population one lakh and above							
	BBMP		39633	27720	67353	4.97	57623	11869
5	Bengaluru Rural	URBAN	2291	1354	3645	10.27	2465	1180
		RURAL	3396	2472	5868	7.91	5794	74
		TOTAL	5687	3826	9513	8.68	8259	1254
6	Bidar	URBAN	2336	1255	3591	7.34	3453	138
		RURAL	5526	3271	8797	6.66	8756	41
		TOTAL	7862	4526	12388	6.84	12209	179
	Towns with Population one lakh and above							
	Bidar (CMC + OG)		1424	809	2233	8.14	2129	203
7	Chamarajanagar	URBAN	1802	1139	2941	15.39	2066	875
		RURAL	5054	3437	8491	10.44	8361	130
		TOTAL	6856	4576	11432	11.38	10427	1005
8	Chikkaballapura	URBAN	2223	1332	3555	10.65	2272	1283
		RURAL	4854	3337	8191	8.61	8105	86
		TOTAL	7077	4669	11746	9.14	10377	1369
9	Chikkamagaluru	URBAN	2342	1420	3762	16.00	2389	1373
		RURAL	4766	3328	8094	9.98	7983	111
		TOTAL	7108	4748	11856	11.33	10372	1484
	Towns with Population one lakh and above							
	Chikmagalur (CMC)		718	442	1160	9.01	1119	43
10	Chitradurga	URBAN	3195	2033	5228	14.25	3827	1401
		RURAL	7543	5556	13099	9.87	12935	164
		TOTAL	10738	7589	18327	10.82	16762	1565
	Towns with Population one lakh and above							
	Chitradurga (CMC + OG)		1483	990	2473	13.76	2320	179
11	Dakshina Kannada	URBAN	6297	4368	10665	8.32	10521	144
		RURAL	5064	4030	9094	9.69	9065	29
		TOTAL	11361	8398	19759	8.90	19586	173
	Towns with Population one lakh and above							
	Mangalore (M Corp. + OG)		5662	3781	9443	13.28	7285	2745

TABLE D-2 : DEATHS BY PLACE OF RESIDENCE, DISTRICTS (RURAL & URBAN) AND TOWNS WITH POPULATION ONE LAKH AND ABOVE - 2022

Sl. No	Districts		Deaths by Place of Residence			Death Rate	Place of Occurrence of the Death	
			Male	Female	Total		Within the Area	Outside the Area
1	2		3	4	5	6	7	8
12	Davanagere	URBAN	4408	2858	7266	11.66	6083	1183
		RURAL	4770	3513	8283	8.07	8182	101
		TOTAL	9178	6371	15549	9.43	14265	1284
	Towns with Population one lakh and above							
	Davanagere (M Corp.)		3717	2496	6213	12.08	4715	1508
13	Dharwad	URBAN	6382	4304	10686	9.25	10337	349
		RURAL	3818	2915	6733	8.16	6632	101
		TOTAL	10200	7219	17419	8.79	16969	450
	Towns with Population one lakh and above							
	Hubli-Dharwad (M Corp.)		7803	4962	12765	11.1	9537	3283
14	Gadag	URBAN	2904	1948	4852	12.59	4113	739
		RURAL	3043	2293	5336	7.65	5242	94
		TOTAL	5947	4241	10188	9.41	9355	833
	Towns with Population one lakh and above							
	Gadag-Betigeri (CMC)		1652	1104	2756	14.2	2394	368
15	Hassan	URBAN	3394	1911	5305	12.24	4381	924
		RURAL	8370	5870	14240	11.15	14156	84
		TOTAL	11764	7781	19545	11.43	18537	1008
	Towns with Population one lakh and above							
	Hassan (CMC + OG)		2077	1077	3154	15.99	2819	342
16	Haveri	URBAN	2962	1933	4895	7.77	3103	1792
		RURAL	5470	4001	9471	6.28	9275	196
		TOTAL	8432	5934	14366	6.77	12378	1988
	Towns with Population one lakh and above							
	Ranibennur (CMC)		464	331	795	6.14	763	37
17	Kalaburagi	URBAN	4655	2636	7291	15.95	7098	193
		RURAL	7552	4398	11950	8.76	11892	58
		TOTAL	12207	7034	19241	9.87	18990	251
	Towns with Population one lakh and above							
	Kalaburgi		3471	1972	5443	8.06	5160	295
18	Kodagu	URBAN	822	445	1267	9.59	761	506
		RURAL	2351	1491	3842	7.43	3801	41
		TOTAL	3173	1936	5109	8.15	4562	547
19	Kolar	URBAN	3107	1943	5050	15.12	4223	827
		RURAL	4803	3076	7879	5.82	7821	58
		TOTAL	7910	5019	12929	7.38	12044	885
	Towns with Population one lakh and above							
	Kolar		1488	865	2353	13.99	2166	216
	Robertson Pet (CMC + OG)		490	369	859	4.36	855	6
20	Koppal	URBAN	2471	1376	3847	17.91	3071	776
		RURAL	4386	2970	7356	9.96	7276	80
		TOTAL	6857	4346	11203	11.39	10347	856
	Towns with Population one lakh and above							
	Gangawati (CMC + OG)		595	356	951	6.88	901	50
21	Mandya	URBAN	3530	1978	5508	10.03	3527	1981
		RURAL	8329	5637	13966	10.12	13826	140
		TOTAL	11859	7615	19474	10.07	17353	2121
	Towns with Population one lakh and above							
	Mandya (CMC)		1369	821	2190	14.44	1936	259

TABLE D-2 : DEATHS BY PLACE OF RESIDENCE, DISTRICTS (RURAL & URBAN) AND TOWNS WITH POPULATION ONE LAKH AND ABOVE - 2022

Sl. No	Districts		Deaths by Place of Residence			Death Rate	Place of Occurrence of the Death		
			Male	Female	Total		Within the Area	Outside the Area	
1	2		3	4	5	6	7	8	
22	Mysuru	URBAN	8880	5889	14769	10.21	14306	463	
		RURAL	10463	7057	17520	5.34	17433	87	
		TOTAL	19343	12946	32289	6.57	31739	550	
	Towns with Population one lakh and above								
	Mysuru		8275	5369	13644	11.32	10878	2833	
23	Raichur	URBAN	3444	1938	5382	11.06	4812	570	
		RURAL	5242	3089	8331	12.45	8250	81	
		TOTAL	8686	5027	13713	12.04	13062	651	
	Towns with Population one lakh and above								
	Raichur (CMC)		1873	1013	2886	10.36	2712	233	
24	Ramanagara	URBAN	2082	1350	3432	12.03	2109	1323	
		RURAL	5527	3847	9374	8.18	9252	122	
		TOTAL	7609	5197	12806	9.56	11361	1445	
25	Shivamogga	URBAN	4678	2818	7496	12.52	6734	762	
		RURAL	5067	3993	9060	7.48	8967	93	
		TOTAL	9745	6811	16556	8.67	15701	855	
	Towns with Population one lakh and above								
	Bhadravati (CMC)		729	500	1229	7.36	1214	16	
	Shimoga (CMC)		3617	1920	5537	15.52	4083	1462	
26	Tumakuru	URBAN	4955	3123	8078	12.35	6021	2057	
		RURAL	12732	9323	22055	11.45	21877	178	
		TOTAL	17687	12446	30133	11.68	27898	2235	
	Towns with Population one lakh and above								
	Tumakuru (CMC)		2040	1351	3391	9.29	3197	242	
27	Udupi	URBAN	2760	1700	4460	8.56	3866	594	
		RURAL	4034	3427	7461	10.37	7432	29	
		TOTAL	6794	5127	11921	9.61	11298	623	
	Towns with Population one lakh and above								
	Udupi (CMC + OG)		2291	1323	3614	14.44	2620	1040	
28	Uttara Kannada	URBAN	2820	1998	4818	11.66	3524	1294	
		RURAL	4536	3610	8146	8.15	8056	90	
		TOTAL	7356	5608	12964	9.17	11580	1384	
29	Vijayanagara	URBAN	1270	869	2139	10.40	1436	703	
		RURAL	2125	1665	3790	5.74	3644	146	
		TOTAL	3395	2534	5929	6.86	5080	849	
	Towns with Population one lakh and above								
	Hospet (CMC)		919	657	1576	5.67	659	930	
30	Vijayapura	URBAN	3803	2371	6174	4.62	5652	522	
		RURAL	6590	4212	10802	3.69	10736	66	
		TOTAL	10393	6583	16976	3.98	16388	588	
	Towns with Population one lakh and above								
	Vijayapura		2278	1419	3697	8.63	3632	98	
31	Yadgir	URBAN	1379	789	2168	7.72	1757	411	
		RURAL	4127	2037	6164	5.67	6088	76	
		TOTAL	5506	2826	8332	6.09	7845	487	
32	Others	URBAN	4592	2260	6852	0	0	6852	
		RURAL	333	117	450	0	0	450	
		TOTAL	4925	2377	7302	0	0	7302	
	STATE		URBAN	150248	96085	246333	8.06	210463	35870
		RURAL	180020	124974	304994	8.08	296892	8102	
		TOTAL	330268	221059	551327	8.07	507355	43972	

Table D-3 : TIME GAP IN REGISTRATION OF DEATHS(RURAL & URBAN) - 2022

		RURAL											URBAN										
		Number of Deaths Registered											Number of Deaths Registered										
Sl. No.	District	Delayed Registration										Total	Delayed Registration										Total
		Within Prescribed Time Limit		Within 30 days		After 30 days but within 1 year		After 1 year		Male	Female		Total	Within Prescribed Time Limit		Within 30 days		After 30 days but within 1 year		After 1 year		Male	
		Male	Female	Male	Female	Male	Female	Male	Female			Male		Female	Total	Male	Female	Male	Female	Male	Female		Male
1	2	3	4	6	7	9	10	12	13	14	15	16	15	16	18	19	21	22	24	25	24	25	26
1	Bagalkot	3598	2551	737	632	467	402	253	255	5055	3840	8895	3077	1869	447	343	651	571	104	110	4279	2893	7172
2	Ballari	1905	1262	329	254	315	256	735	557	3284	2329	5613	2979	1773	550	334	1109	846	241	196	4879	3149	8028
3	Belagavi	10981	6891	1566	1402	1328	1170	712	464	14587	9927	24514	6375	3737	1042	664	1630	1296	170	128	9217	5825	15042
4	Bengaluru	2310	1507	613	415	835	523	484	290	4242	2735	6977	30302	20354	4430	2920	8409	5153	631	454	43772	28881	72653
5	Bengaluru Rural	2088	1447	448	375	551	427	362	229	3449	2478	5927	978	526	263	160	396	276	63	50	1700	1012	2712
6	Bidar	3644	1998	681	459	896	635	193	78	5414	3170	8584	1258	604	378	192	778	546	67	42	2481	1384	3865
7	Chamarajanagar	2915	1927	639	470	543	405	890	582	4987	3384	8371	637	360	175	109	313	243	178	151	1303	863	2166
8	Chikkaballapura	2272	1457	735	489	1222	1016	564	341	4793	3303	8096	943	502	165	109	348	264	59	53	1515	928	2443
9	Chikkamagaluru	3219	2106	459	395	506	401	550	398	4734	3300	8034	954	592	169	94	283	214	98	84	1504	984	2488
10	Chitradurga	4370	2947	846	667	791	652	1429	1196	7436	5462	12898	1405	936	265	176	653	440	163	161	2486	1713	4199
11	Dakshina	3742	3032	595	453	446	346	219	133	5002	3964	8966	7650	4602	459	377	596	505	180	112	8885	5596	14481
12	Davanagere	2831	1895	657	549	648	573	513	433	4649	3450	8099	3688	2439	301	178	594	456	171	149	4754	3222	7976
13	Dharwad	2647	1885	452	443	359	228	211	241	3669	2797	6466	3997	2339	1599	949	2913	2075	138	133	8647	5496	14143
14	Gadag	2262	1622	300	253	182	167	197	179	2941	2221	5162	1905	1189	334	261	478	424	90	83	2807	1957	4764
15	Hassan	5131	3282	842	733	707	658	1596	1119	8276	5792	14068	1748	823	530	275	733	557	165	125	3176	1780	4956
16	Haveri	3996	2675	655	562	439	352	250	334	5340	3923	9263	1285	780	256	179	338	326	48	55	1927	1340	3267
17	Kalaburagi	4578	2439	923	613	1487	1030	509	303	7497	4385	11882	1543	746	750	388	2376	1467	148	127	4817	2728	7545
18	Kodagu	1505	949	202	151	279	234	339	144	2325	1478	3803	329	153	65	45	146	101	5	7	545	306	851
19	Kolar	2673	1559	611	458	1006	838	459	192	4749	3047	7796	1829	1053	244	178	630	458	84	81	2787	1770	4557
20	Koppal	2776	1770	503	410	610	487	470	299	4359	2966	7325	1155	531	373	219	527	392	93	73	2148	1215	3363
21	Mandya	5455	3474	1103	922	570	513	1116	664	8244	5573	13817	1464	780	371	255	684	441	112	100	2631	1576	4207
22	Mysuru	5764	3674	1029	781	733	570	2791	1934	10317	6959	17276	7120	4668	1084	558	2012	1255	550	401	10766	6882	17648
23	Raichur	2948	1591	703	483	1205	788	347	197	5203	3059	8262	1456	727	485	287	1075	701	216	139	3232	1854	5086
24	Ramanagara	2916	1882	796	575	855	709	951	657	5518	3823	9341	528	317	217	144	443	353	101	73	1289	887	2176
25	Shivamogga	3412	2557	569	473	422	361	572	533	4975	3924	8899	2829	1418	669	377	1660	1208	191	159	5349	3162	8511
26	Tumakuru	8371	5686	1504	1275	1004	866	1769	1454	12648	9281	21929	2467	1465	451	329	773	611	172	152	3863	2557	6420
27	Udupi	3010	2670	450	351	381	289	244	149	4085	3459	7544	2465	1458	273	195	307	208	52	26	3097	1887	4984
28	Uttara Kannada	3459	2608	605	566	276	208	181	206	4521	3588	8109	1563	1144	235	172	259	218	46	46	2103	1580	3683
29	VIJAYANAGARA	2675	1908	346	324	395	321	1285	979	4701	3532	8233	1129	724	229	164	273	237	268	244	1899	1369	3268
30	Vijayapura	3988	2213	897	673	1288	1005	331	271	6504	4162	10666	2045	1062	609	350	959	801	81	70	3694	2283	5977
31	Yadgir	2613	1174	529	359	524	328	425	153	4091	2014	6105	577	277	185	103	276	233	83	42	1121	655	1776
	STATE	114054	74638	21324	16965	21270	16758	20947	14964	177595	123325	300920	97680	59948	17603	11084	32622	22876	4768	3826	152673	97734	250407

TABLE D-4 : DEATHS BY SEX AND MONTH OF OCCURRENCE -2022

Sl. No.	District	Sex	Month												Total
			Jan	Feb	Mar	Apr	May	Jun	Jul	Aug	Sep	Oct	Nov	Dec	
1	2	3	4	5	6	7	8	9	10	11	12	13	14	15	16
1	Bagalkot	Male	924	830	752	666	691	735	656	773	954	705	792	856	9334
		Female	715	625	568	493	439	520	460	525	673	516	593	606	6733
		Total	1639	1455	1320	1159	1130	1255	1116	1298	1627	1221	1385	1462	16067
2	Ballari	Male	675	693	645	589	575	669	744	617	852	570	742	792	8163
		Female	460	426	442	401	408	485	478	424	557	391	496	510	5478
		Total	1135	1119	1087	990	983	1154	1222	1041	1409	961	1238	1302	13641
3	Belagavi	Male	2315	2288	1990	1788	1749	1892	1860	1896	2164	1812	1973	2077	23804
		Female	1554	1491	1354	1146	1184	1221	1212	1309	1412	1205	1275	1389	15752
		Total	3869	3779	3344	2934	2933	3113	3072	3205	3576	3017	3248	3466	39556
4	Bengaluru	Male	4428	4151	4124	3513	3388	3748	3829	4113	4424	3545	4173	4578	48014
		Female	2915	2803	2689	2320	2230	2441	2438	2732	3018	2392	2741	2897	31616
		Total	7343	6954	6813	5833	5618	6189	6267	6845	7442	5937	6914	7475	79630
5	Bengaluru Rural	Male	464	489	455	367	351	432	405	433	488	378	411	476	5149
		Female	333	355	285	243	236	228	274	268	351	265	317	335	3490
		Total	797	844	740	610	587	660	679	701	839	643	728	811	8639
6	Bidar	Male	913	699	682	513	561	618	569	579	749	514	733	765	7895
		Female	522	460	430	297	312	360	287	293	467	321	424	381	4554
		Total	1435	1159	1112	810	873	978	856	872	1216	835	1157	1146	12449
7	Chamarajanagar	Male	567	602	568	508	497	534	472	508	551	413	480	590	6290
		Female	400	398	387	327	307	340	351	380	362	281	333	381	4247
		Total	967	1000	955	835	804	874	823	888	913	694	813	971	10537
8	Chikkaballapura	Male	534	574	555	526	460	488	465	516	586	520	535	549	6308
		Female	383	383	408	311	289	324	314	342	382	328	370	397	4231
		Total	917	957	963	837	749	812	779	858	968	848	905	946	10539
9	Chikkamagaluru	Male	585	614	501	456	447	513	479	559	539	457	560	528	6238
		Female	363	386	365	288	297	332	329	392	413	320	394	405	4284
		Total	948	1000	866	744	744	845	808	951	952	777	954	933	10522
10	Chitradurga	Male	870	913	829	750	737	791	765	713	1011	854	832	857	9922
		Female	658	699	628	512	469	567	600	512	676	648	614	592	7175
		Total	1528	1612	1457	1262	1206	1358	1365	1225	1687	1502	1446	1449	17097
11	Dakshina Kannada	Male	1202	1292	1173	1065	1013	1108	1150	1123	1303	1118	1111	1229	13887
		Female	798	876	768	677	671	780	764	746	1048	813	787	832	9560
		Total	2000	2168	1941	1742	1684	1888	1914	1869	2351	1931	1898	2061	23447

TABLE D-4 : DEATHS BY SEX AND MONTH OF OCCURRENCE -2022

Sl. No.	District	Sex	Month												Total
			Jan	Feb	Mar	Apr	May	Jun	Jul	Aug	Sep	Oct	Nov	Dec	
1	2	3	4	5	6	7	8	9	10	11	12	13	14	15	16
12	Davanagere	Male	848	903	762	688	716	764	775	782	935	669	761	800	9403
		Female	630	622	581	496	495	539	516	557	687	483	527	539	6672
		Total	1478	1525	1343	1184	1211	1303	1291	1339	1622	1152	1288	1339	16075
13	Dharwad	Male	1172	1094	1058	947	951	950	1023	920	1131	955	1106	1009	12316
		Female	895	739	733	594	610	653	646	624	785	603	709	702	8293
		Total	2067	1833	1791	1541	1561	1603	1669	1544	1916	1558	1815	1711	20609
14	Gadag	Male	496	470	483	413	487	491	469	460	531	416	490	542	5748
		Female	389	358	389	294	335	315	333	334	343	291	397	400	4178
		Total	885	828	872	707	822	806	802	794	874	707	887	942	9926
15	Hassan	Male	1034	1091	997	912	834	942	932	882	1106	806	887	1029	11452
		Female	678	737	720	556	500	637	642	584	739	546	569	664	7572
		Total	1712	1828	1717	1468	1334	1579	1574	1466	1845	1352	1456	1693	19024
16	Haveri	Male	660	628	658	495	582	562	582	609	650	540	637	664	7267
		Female	480	483	502	350	385	423	385	430	519	413	421	472	5263
		Total	1140	1111	1160	845	967	985	967	1039	1169	953	1058	1136	12530
17	Kalaburagi	Male	1322	1144	951	911	795	1047	888	926	1226	1030	993	1081	12314
		Female	726	633	559	548	495	601	487	556	744	615	588	561	7113
		Total	2048	1777	1510	1459	1290	1648	1375	1482	1970	1645	1581	1642	19427
18	Kodagu	Male	250	259	241	200	201	244	228	238	273	207	219	310	2870
		Female	162	167	160	132	119	129	135	149	178	149	142	162	1784
		Total	412	426	401	332	320	373	363	387	451	356	361	472	4654
19	Kolar	Male	714	729	688	534	499	582	625	601	678	609	643	634	7536
		Female	488	457	429	354	340	305	417	346	432	380	423	446	4817
		Total	1202	1186	1117	888	839	887	1042	947	1110	989	1066	1080	12353
20	Koppal	Male	689	590	543	443	516	518	541	474	622	458	533	580	6507
		Female	421	348	363	286	314	316	318	263	435	350	366	401	4181
		Total	1110	938	906	729	830	834	859	737	1057	808	899	981	10688
21	Mandya	Male	881	1177	1007	800	780	878	824	894	959	810	922	943	10875
		Female	604	781	606	590	513	576	509	612	670	524	574	590	7149
		Total	1485	1958	1613	1390	1293	1454	1333	1506	1629	1334	1496	1533	18024
22	Mysuru	Male	1821	2117	1874	1581	1599	1656	1673	1558	2009	1601	1747	1847	21083
		Female	1208	1279	1206	1005	1047	1087	1041	1110	1302	1125	1090	1341	13841
		Total	3029	3396	3080	2586	2646	2743	2714	2668	3311	2726	2837	3188	34924

TABLE D-4 : DEATHS BY SEX AND MONTH OF OCCURRENCE -2022

Sl. No.	District	Sex	Month												Total
			Jan	Feb	Mar	Apr	May	Jun	Jul	Aug	Sep	Oct	Nov	Dec	
1	2	3	4	5	6	7	8	9	10	11	12	13	14	15	16
23	Raichur	Male	879	721	776	589	592	691	685	646	737	668	744	707	8435
		Female	543	417	430	333	332	410	409	343	452	396	400	448	4913
		Total	1422	1138	1206	922	924	1101	1094	989	1189	1064	1144	1155	13348
24	Ramanagara	Male	681	698	586	507	508	536	523	576	579	468	573	572	6807
		Female	493	500	363	355	380	353	362	364	431	275	379	455	4710
		Total	1174	1198	949	862	888	889	885	940	1010	743	952	1027	11517
25	Shivamogga	Male	926	1019	886	775	723	744	828	757	1008	857	848	953	10324
		Female	656	677	636	540	482	541	524	549	651	534	640	656	7086
		Total	1582	1696	1522	1315	1205	1285	1352	1306	1659	1391	1488	1609	17410
26	Tumakuru	Male	1565	1628	1399	1182	1298	1315	1320	1318	1584	1253	1287	1362	16511
		Female	1124	1167	1025	864	852	916	943	879	1119	908	996	1045	11838
		Total	2689	2795	2424	2046	2150	2231	2263	2197	2703	2161	2283	2407	28349
27	Udupi	Male	562	751	626	500	492	577	668	549	679	576	544	658	7182
		Female	384	588	450	414	385	401	478	434	523	403	439	447	5346
		Total	946	1339	1076	914	877	978	1146	983	1202	979	983	1105	12528
28	Uttara Kannada	Male	555	649	576	485	464	490	532	544	634	493	575	627	6624
		Female	492	557	451	380	363	334	364	422	471	413	459	462	5168
		Total	1047	1206	1027	865	827	824	896	966	1105	906	1034	1089	11792
29	VIJAYANAGARA	Male	692	639	548	493	514	607	603	516	613	437	492	446	6600
		Female	488	438	424	377	355	418	438	367	425	411	406	354	4901
		Total	1180	1077	972	870	869	1025	1041	883	1038	848	898	800	11501
30	Vijayapura	Male	1090	941	910	705	747	774	836	734	883	806	849	923	10198
		Female	627	608	624	441	462	479	495	481	577	481	564	606	6445
		Total	1717	1549	1534	1146	1209	1253	1331	1215	1460	1287	1413	1529	16643
31	Yadgir	Male	520	428	462	425	374	427	398	386	518	346	448	480	5212
		Female	229	231	265	212	176	182	209	173	272	195	261	264	2669
		Total	749	659	727	637	550	609	607	559	790	541	709	744	7881
	State Total	Male	30834	30821	28305	24326	24141	26323	26347	26200	30976	24891	27640	29464	330268
		Female	20818	20689	19240	16136	15782	17213	17158	17500	21114	16975	18694	19740	221059
		Total	51652	51510	47545	40462	39923	43536	43505	43700	52090	41866	46334	49204	551327

TABLE D-5 : DEATHS BY TYPE OF ATTENTION AT DEATH (URBAN & RURAL) - 2022

Sl.No.	Rural/Urban	Type of Attention at Death			Total
		Institutional	Medical Attention Other than Institution	No Medical Attention	
1	2	3	4	5	6
	RURAL	20538	7703	276753	304994
	URBAN				
	Towns with Population one lakh and above				
1	Bagalkot (CMC)	1577	491	678	2746
2	Ballari	3746	242	2244	6232
3	BBMP	34854	28859	5779	69492
4	Belgaum (M Corp. + OG)	2369	1620	2905	6894
5	Bhadravati (CMC)	87	207	936	1230
6	Bidar (CMC + OG)	1195	1118	19	2332
7	Chikmagalur (CMC)	512	19	631	1162
8	Chitradurga (CMC + OG)	1577	66	856	2499
9	Davanagere (M Corp.)	3596	92	2535	6223
10	Gadag-Betigeri (CMC)	1542	30	1190	2762
11	Gangawati (CMC + OG)	284	147	520	951
12	Hassan (CMC + OG)	1679	1343	139	3161
13	Hospet (CMC)	198	23	1368	1589
14	Hubli-Dharwad (M Corp.)	6755	1783	4282	12820
15	Kalaburgi	4640	380	435	5455
16	Kolar	1598	12	772	2382
17	Mandya (CMC)	1427	5	763	2195
18	Mangalore (M Corp. + OG)	6967	376	2687	10030
19	Mysuru	7090	409	6212	13711
20	Raichur (CMC)	1193	416	1336	2945
21	Ranibennur (CMC)	76	85	639	800
22	Robertson Pet (CMC + OG)	61	1	799	861
23	Shimoga (CMC)	3460	455	1630	5545
24	Tumakuru (CMC)	1457	154	1828	3439
25	Udupi (CMC + OG)	2681	687	292	3660
26	Vijayapura	1108	108	2514	3730
	ALL OTHER URBAN AREAS	17652	6801	47034	71487
	URBAN TOTAL	109381	45929	91023	246333
	STATE TOTAL	129919	53632	367776	551327

TABLE D-6 : DEATHS BY AGE, SEX AND RELIGION OF THE DECEASED (URBAN & RURAL) -2022

Age	Religion of the Deceased															Total			
	Hindus			Muslims			Christians			Others *			Not Stated			Male	Female	Total	
	Male	Female	Total	Male	Female	Total	Male	Female	Total	Male	Female	Total	Male	Female	Total				
1	2	3	4	5	6	7	8	9	10	11	12	13	14	15	16	17	18	19	
All																			
15 - 24	6512	3531	10043	612	380	992	65	37	102	7	6	13	0	0	0	7196	3954	11150	
25 - 34	17264	5745	23009	1196	615	1811	129	51	180	20	6	26	0	0	0	18609	6417	25026	
35 - 44	30522	9904	40426	2402	1037	3439	278	95	373	39	15	54	0	0	0	33241	11051	44292	
45 - 54	42118	18481	60599	3942	2187	6129	536	248	784	61	23	84	0	0	0	46657	20939	67596	
55 - 64	53600	31440	85040	5154	3288	8442	749	449	1198	66	41	107	0	0	0	59569	35218	94787	
65 - 69	33138	23538	56676	2823	2023	4846	463	318	781	50	25	75	0	0	0	36474	25904	62378	
70 & Above	109360	100162	209522	7611	7016	14627	1589	1907	3496	185	130	315	0	0	0	118745	109215	227960	
Age Not Stated	517	1135	1652	25	63	88	10	16	26	1	0	1	2041	1707	3748	2594	2921	5515	
Blow 1 Year	4049	2866	6915	800	565	1365	47	24	71	0	1	1	0	0	0	4896	3456	8352	
1 - 4	429	464	893	73	72	145	8	7	15	1	0	1	0	0	0	511	543	1054	
5 - 14	1566	1261	2827	191	162	353	19	16	35	0	2	2	0	0	0	1776	1441	3217	
Total	299075	198527	497602	24829	17408	42237	3893	3168	7061	430	249	679	2041	1707	3748	330268	221059	551327	
Urban																			
Blow 1 Year	3968	2793	6761	794	549	1343	47	22	69	0	1	1	0	0	0	4809	3365	8174	
1 - 4	348	339	687	69	60	129	8	7	15	1	0	1	0	0	0	426	406	832	
5 - 14	870	691	1561	154	139	293	16	13	29	0	2	2	0	0	0	1040	845	1885	
15 - 24	3453	2056	5509	484	314	798	54	31	85	7	6	13	0	0	0	3998	2407	6405	
25 - 34	8834	3081	11915	935	497	1432	106	46	152	15	6	21	0	0	0	9890	3630	13520	
35 - 44	15302	4893	20195	1931	857	2788	241	77	318	30	9	39	0	0	0	17504	5836	23340	
45 - 54	20680	8584	29264	3188	1776	4964	445	219	664	41	15	56	0	0	0	24354	10594	34948	
55 - 64	23721	13579	37300	4026	2587	6613	600	381	981	54	33	87	0	0	0	28401	16580	44981	
65 - 69	12663	8730	21393	2135	1502	3637	383	267	650	36	21	57	0	0	0	15217	10520	25737	
70 & Above	38169	34924	73093	5413	5045	10458	1206	1466	2672	119	86	205	0	0	0	44907	41521	86428	
Age Not Stated	109	310	419	15	41	56	6	13	19	0	0	0	1997	1666	3663	2127	2030	4157	
Total	128117	79980	208097	19144	13367	32511	3112	2542	5654	303	179	482	1997	1666	3663	152673	97734	250407	
Rural																			
Blow 1 Year	81	73	154	6	16	22	0	2	2	0	0	0	0	0	0	87	91	178	
1 - 4	81	125	206	4	12	16	0	0	0	0	0	0	0	0	0	85	137	222	
5 - 14	696	570	1266	37	23	60	3	3	6	0	0	0	0	0	0	736	596	1332	
15 - 24	3059	1475	4534	128	66	194	11	6	17	0	0	0	0	0	0	3198	1547	4745	
25 - 34	8430	2664	11094	261	118	379	23	5	28	5	0	5	0	0	0	8719	2787	11506	
35 - 44	15220	5011	20231	471	180	651	37	18	55	9	6	15	0	0	0	15737	5215	20952	
45 - 54	21438	9897	31335	754	411	1165	91	29	120	20	8	28	0	0	0	22303	10345	32648	
55 - 64	29879	17861	47740	1128	701	1829	149	68	217	12	8	20	0	0	0	31168	18638	49806	
65 - 69	20475	14808	35283	688	521	1209	80	51	131	14	4	18	0	0	0	21257	15384	36641	
70 & Above	71191	65238	136429	2198	1971	4169	383	441	824	66	44	110	0	0	0	73838	67694	141532	
Age Not Stated	408	825	1233	10	22	32	4	3	7	1	0	1	44	41	85	467	891	1358	
Total	170958	118547	289505	5685	4041	9726	781	626	1407	127	70	197	44	41	85	177595	123325	300920	

TABLE D-7 : DEATHS BY AGE, OCCUPATION AND SEX (RURAL) - 2022

Occupation of the Deceased	Sex	10-14	15-24	25-34	35-44	45-54	55-64	65-69	70 & Above	Age Not Stated	Total
1	2	3	4	5	6	7	8	9	10	11	12
Professional, Technical & Related workers	Male	6	66	172	264	370	459	283	725	3	2348
	Female	5	36	53	70	137	238	193	557	7	1296
	Total	11	102	225	334	507	697	476	1282	10	3644
Administrative executive & Managerial Workers	Male	3	5	17	40	48	68	39	104	0	324
	Female	0	1	7	10	12	17	22	64	2	135
	Total	3	6	24	50	60	85	61	168	2	459
Clerical & Related workers	Male	3	9	41	76	80	103	46	117	0	475
	Female	2	5	7	15	25	42	23	84	0	203
	Total	5	14	48	91	105	145	69	201	0	678
Sales Workers	Male	2	38	124	195	219	267	129	424	0	1398
	Female	6	11	29	36	48	94	78	269	6	577
	Total	8	49	153	231	267	361	207	693	6	1975
Service Workers	Male	10	164	523	888	1105	980	450	1274	14	5408
	Female	4	39	102	146	272	360	227	891	11	2052
	Total	14	203	625	1034	1377	1340	677	2165	25	7460
Farmers, Fisherman, etc and related workers	Male	196	1475	4730	8632	11897	15813	10448	35769	207	89167
	Female	154	720	1380	2508	4914	8192	6689	29354	347	54258
	Total	350	2195	6110	11140	16811	24005	17137	65123	554	143425
production and other related workers	Male	4	36	112	200	252	234	117	274	0	1229
	Female	3	17	20	44	77	102	65	199	3	530
	Total	7	53	132	244	329	336	182	473	3	1759
Workers whose occupations not elsewhere classified	Male	19	244	733	1100	1427	1452	783	2018	7	7783
	Female	12	91	197	282	489	701	488	1739	20	4019
	Total	31	335	930	1382	1916	2153	1271	3757	27	11802
Non-workers	Male	431	2136	4623	8144	11819	16780	11477	39058	203	94671
	Female	319	1327	1902	3380	6295	11462	9165	38769	471	73090
	Total	750	3463	6525	11524	18114	28242	20642	77827	674	167761
Not- Stated	Male	4	11	46	59	50	62	33	87	1	353
	Female	1	13	10	16	7	32	23	66	0	168
	Total	5	24	56	75	57	94	56	153	1	521
TOTAL	Male	678	4184	11121	19598	27267	36218	23805	79850	435	203156
	Female	506	2260	3707	6507	12276	21240	16973	71992	867	136328
	Total	1184	6444	14828	26105	39543	57458	40778	151842	1302	339484

TABLE D-8 : DEATHS BY AGE, OCCUPATION AND SEX (URBAN) - 2022

Occupation of the Deceased	Sex	10-14	15-24	25-34	35-44	45-54	55-64	65-69	70 & Above	Age Not Stated	Total
1	2	3	4	5	6	7	8	9	10	11	12
Professional, Technical & Related workers	Male	11	110	399	700	1022	1289	602	1746	3	5882
	Female	6	54	119	172	341	492	308	1029	6	2527
	Total	17	164	518	872	1363	1781	910	2775	9	8409
Administrative executive & Managerial Workers	Male	0	19	67	96	167	205	100	323	0	977
	Female	1	6	22	30	35	69	18	112	1	294
	Total	1	25	89	126	202	274	118	435	1	1271
Clerical & Related workers	Male	2	33	93	186	260	396	153	464	2	1589
	Female	1	17	25	54	97	152	89	269	1	705
	Total	3	50	118	240	357	548	242	733	3	2294
Sales Workers	Male	5	92	349	633	924	981	452	1251	3	4690
	Female	5	30	62	101	226	312	201	763	4	1704
	Total	10	122	411	734	1150	1293	653	2014	7	6394
Service Workers	Male	12	218	759	1502	2094	2201	1025	3005	5	10821
	Female	8	76	174	306	531	760	384	1520	8	3767
	Total	20	294	933	1808	2625	2961	1409	4525	13	14588
Farmers, Fisherman, etc and related workers	Male	51	526	1872	3570	4599	5128	2773	7331	21	25871
	Female	35	235	384	739	1202	1792	1179	3937	36	9539
	Total	86	761	2256	4309	5801	6920	3952	11268	57	35410
production and other related workers	Male	1	38	167	290	395	441	177	398	1	1908
	Female	5	22	26	40	78	125	74	183	1	554
	Total	6	60	193	330	473	566	251	581	2	2462
Workers whose occupations not elsewhere classified	Male	29	536	1462	2569	3678	3788	1839	4888	14	18803
	Female	23	232	433	611	1062	1549	1003	3500	33	8446
	Total	52	768	1895	3180	4740	5337	2842	8388	47	27249
Non-workers	Male	282	1427	2280	4041	6154	8814	5491	19313	69	47871
	Female	207	1011	1445	2465	5053	8665	5624	25777	255	50502
	Total	489	2438	3725	6506	11207	17479	11115	45090	324	98373
Not-Notated	Male	0	4	18	26	41	20	19	54	0	182
	Female	0	7	11	9	7	25	17	40	0	116
	Total	0	11	29	35	48	45	36	94	0	298
TOTAL	Male	393	3003	7466	13613	19334	23263	12631	38773	118	118594
	Female	291	1690	2701	4527	8632	13941	8897	37130	345	78154
	Total	684	4693	10167	18140	27966	37204	21528	75903	463	196748

TABLE D-9 : DEATHS BY AGE, OCCUPATION AND SEX (ALL AREAS) - 2022

Occupation of the Deceased	Sex	10-14	15-24	25-34	35-44	45-54	55-64	65-69	70 & Above	Age Not Stated	Total
1	2	3	4	5	6	7	8	9	10	11	12
Professional, Technical & Related workers	Male	17	176	572	967	1396	1756	886	2480	6	8256
	Female	11	90	174	242	479	732	501	1588	13	3830
	Total	28	266	746	1209	1875	2488	1387	4068	19	12086
Administrative executive & Managerial Workers	Male	3	24	84	136	215	274	139	427	0	1302
	Female	1	7	29	40	47	86	40	176	3	429
	Total	4	31	113	176	262	360	179	603	3	1731
Clerical & Related workers	Male	5	42	134	262	341	499	200	581	2	2066
	Female	3	22	32	69	122	194	113	353	1	909
	Total	8	64	166	331	463	693	313	934	3	2975
Sales Workers	Male	7	130	473	830	1146	1249	582	1676	3	6096
	Female	11	41	91	137	275	407	279	1032	10	2283
	Total	18	171	564	967	1421	1656	861	2708	13	8379
Service Workers	Male	22	384	1287	2392	3206	3198	1477	4287	19	16272
	Female	12	115	276	453	804	1121	611	2416	19	5827
	Total	34	499	1563	2845	4010	4319	2088	6703	38	22099
Farmers, Fisherman, etc and related workers	Male	247	2002	6609	12209	16513	20958	13228	43136	228	115130
	Female	189	956	1764	3250	6119	9989	7875	33306	383	63831
	Total	436	2958	8373	15459	22632	30947	21103	76442	611	178961
production and other related workers	Male	5	74	280	492	649	676	294	675	1	3146
	Female	8	39	46	84	156	228	139	383	4	1087
	Total	13	113	326	576	805	904	433	1058	5	4233
Workers whose occupations not elsewhere classified	Male	48	781	2199	3675	5111	5247	2626	6917	21	26625
	Female	35	324	630	895	1555	2252	1494	5241	53	12479
	Total	83	1105	2829	4570	6666	7499	4120	12158	74	39104
Non-workers	Male	716	3568	6907	12193	17989	25630	16990	58424	272	142689
	Female	526	2340	3354	5856	11368	20152	14812	64614	728	123750
	Total	1242	5908	10261	18049	29357	45782	31802	123038	1000	266439
Not-Noted	Male	4	15	64	85	91	82	52	142	1	536
	Female	1	20	21	25	14	57	40	106	0	284
	Total	5	35	85	110	105	139	92	248	1	820
TOTAL	Male	1074	7196	18609	33241	46657	59569	36474	118745	553	322118
	Female	797	3954	6417	11051	20939	35218	25904	109215	1214	214709
	Total	1871	11150	25026	44292	67596	94787	62378	227960	1767	536827

TABLE D-10 : DEATHS BY CAUSE OF DEATH, AGE,AND SEX FOR ALL DEATHS MEDICALLY CERTIFIED OR NOT - 2022

Sl. No	Cause of Death	Sex	Age of the Deceased											Total
			Below 1 Year	1-4	5-14	15-24	25-34	35-44	45-54	55-64	65-69	70 & Above	Age Not Stated	
1	2	3	4	5	6	7	8	9	10	11	12	13	14	15
1	1 - CHOLERA	Male	0	0	0	0	0	0	0	0	4	7	1	12
		Female	0	0	0	0	0	0	0	1	3	4	2	10
		Total	0	0	0	0	0	0	0	1	7	11	3	22
2	10 - Acute Polimyelitis	Male	0	0	0	0	0	0	0	0	0	0	0	0
		Female	0	0	0	0	0	0	0	0	0	0	0	0
		Total	0	0	0	0	0	0	0	0	0	0	0	0
3	100 - ACCIDENTS CAUSED BY MACHINERY	Male	0	0	0	0	0	0	0	0	0	0	0	0
		Female	0	0	0	0	0	0	0	0	0	0	0	0
		Total	0	0	0	0	0	0	0	0	0	0	0	0
4	101 - ACCIDENTS CAUSED BY FIREARM MI	Male	0	0	0	0	0	0	0	0	0	0	0	0
		Female	0	0	0	0	0	0	0	0	0	0	0	0
		Total	0	0	0	0	0	0	0	0	0	0	0	0
5	102 - ACCIDENTAL POISONING BY AND E	Male	4	3	6	65	157	190	190	197	117	339	0	1268
		Female	0	1	6	43	57	62	74	121	63	250	1	678
		Total	4	4	12	108	214	252	264	318	180	589	1	1946
6	103 - OPERATIONS OF WAR	Male	0	0	0	0	0	0	0	0	0	0	0	0
		Female	0	0	0	0	0	0	0	0	0	0	0	0
		Total	0	0	0	0	0	0	0	0	0	0	0	0
7	104 - SUN STROKE	Male	0	0	0	0	90	200	341	359	119	242	1	1352
		Female	0	0	0	0	27	70	154	184	52	214	1	702
		Total	0	0	0	0	117	270	495	543	171	456	2	2054
8	105 - COVID 19 VIRUS NOT IDENTIFIED	Male	5	1	2	6	15	20	27	36	29	114	0	255
		Female	2	1	0	5	5	10	22	38	22	68	1	174
		Total	7	2	2	11	20	30	49	74	51	182	1	429
9	106 - DENGUE FEVER	Male	20	11	39	28	22	18	18	22	10	20	0	208
		Female	22	12	38	16	17	24	22	15	7	18	0	191
		Total	42	23	77	44	39	42	40	37	17	38	0	399
10	11 - Measeles	Male	0	0	0	0	0	0	0	0	0	0	0	0
		Female	0	0	0	0	0	0	0	0	0	0	0	0
		Total	0	0	0	0	0	0	0	0	0	0	0	0
11	12 - RABIES	Male	0	1	1	7	3	4	4	1	0	5	0	26
		Female	0	0	0	0	2	2	2	0	0	2	0	8
		Total	0	1	1	7	5	6	6	1	0	7	0	34

TABLE D-10 : DEATHS BY CAUSE OF DEATH, AGE,AND SEX FOR ALL DEATHS MEDICALLY CERTIFIED OR NOT - 2022

Sl. No	Cause of Death	Sex	Age of the Deceased											Total
			Below 1 Year	1-4	5-14	15-24	25-34	35-44	45-54	55-64	65-69	70 & Above	Age Not Stated	
1	2	3	4	5	6	7	8	9	10	11	12	13	14	15
12	13 - MALARIA	Male	0	0	0	0	1	2	1	4	0	0	0	8
		Female	0	0	0	0	2	0	0	0	0	1	0	3
		Total	0	0	0	0	3	2	1	4	0	1	0	11
13	14 - OTHER AND UNSPECIFIED NEOPLASM	Male	7	8	33	84	245	489	757	976	453	1135	7	4194
		Female	3	8	27	48	120	291	538	723	326	899	9	2992
		Total	10	16	60	132	365	780	1295	1699	779	2034	16	7186
14	15 - DIABETES MELLITUS	Male	0	0	11	80	350	902	1501	2073	1009	2779	15	8720
		Female	0	0	8	63	147	339	867	1396	790	2428	19	6057
		Total	0	0	19	143	497	1241	2368	3469	1799	5207	34	14777
15	16 - OTHER ANAEMIAS(D50-D55,D57-D64	Male	19	3	22	75	237	464	559	728	351	943	17	3418
		Female	25	9	18	84	115	179	302	407	237	897	16	2289
		Total	44	12	40	159	352	643	861	1135	588	1840	33	5707
16	17 - OTHER VIRAL ENCEPHALITIS	Male	10	4	5	13	47	61	70	76	30	112	1	429
		Female	7	4	11	14	14	21	28	37	23	119	1	279
		Total	17	8	16	27	61	82	98	113	53	231	2	708
17	18 - OTHER FORMS OF HEART DISEASES	Male	294	61	131	443	1530	3420	5568	13279	3542	19843	317	48428
		Female	216	51	115	346	578	1280	2718	8451	2422	17855	706	34738
		Total	510	112	246	789	2108	4700	8286	21730	5964	37698	1023	83166
18	19 - PNEUMONIA	Male	1102	43	59	222	527	823	1053	1038	477	1607	373	7324
		Female	185	47	60	172	205	232	427	537	326	1006	6	3203
		Total	1287	90	119	394	732	1055	1480	1575	803	2613	379	10527
19	2 - TYPHOID FEVER AND PARATYPHOID	Male	1	4	25	70	134	193	440	299	35	160	2	1363
		Female	1	7	27	56	47	68	204	211	38	132	5	796
		Total	2	11	52	126	181	261	644	510	73	292	7	2159
20	20 - INFLUENZA	Male	5	0	6	9	22	60	85	81	47	142	5	462
		Female	0	3	3	6	10	23	43	59	29	125	4	305
		Total	5	3	9	15	32	83	128	140	76	267	9	767
21	21 - ASTHMA	Male	40	8	46	166	481	1084	1710	2293	1358	4392	31	11609
		Female	47	26	52	138	211	425	895	1407	925	3657	57	7840
		Total	87	34	98	304	692	1509	2605	3700	2283	8049	88	19449
22	22 - OTHER VIRAL HEPATITIS (Jaundic	Male	10	1	5	15	75	124	129	98	25	57	2	541
		Female	3	1	6	11	11	24	31	37	18	46	0	188
		Total	13	2	11	26	86	148	160	135	43	103	2	729

TABLE D-10 : DEATHS BY CAUSE OF DEATH, AGE,AND SEX FOR ALL DEATHS MEDICALLY CERTIFIED OR NOT - 2022

Sl. No	Cause of Death	Sex	Age of the Deceased											Total
			Below 1 Year	1-4	5-14	15-24	25-34	35-44	45-54	55-64	65-69	70 & Above	Age Not Stated	
			4	5	6	7	8	9	10	11	12	13	14	
23	23 - DISEASES OF THE LIVER	Male	14	18	94	331	1097	1990	2008	1023	352	607	1	7535
		Female	18	23	85	210	220	312	515	305	147	376	3	2214
		Total	32	41	179	541	1317	2302	2523	1328	499	983	4	9749
24	24 - GASTRIC AND DUODENAL ULCER	Male	1	1	3	10	36	68	82	75	41	104	185	606
		Female	2	1	3	6	15	26	27	43	27	80	175	405
		Total	3	2	6	16	51	94	109	118	68	184	360	1011
25	25 - DISEASES OF APPENDIX	Male	3	0	0	16	25	50	50	46	16	44	0	250
		Female	2	1	1	7	13	16	23	18	11	34	0	126
		Total	5	1	1	23	38	66	73	64	27	78	0	376
26	26 - Genital Urinary system	Male	1	0	0	1	10	29	54	36	23	55	0	209
		Female	2	0	1	3	12	7	17	14	22	45	2	125
		Total	3	0	1	4	22	36	71	50	45	100	2	334
27	27 - SPONTANEOUS ABORTION	Male	0	0	0	0	0	0	0	0	0	0	0	0
		Female	0	0	0	25	47	18	46	0	0	0	0	136
		Total	0	0	0	25	47	18	46	0	0	0	0	136
28	28 - OBSTRUCTED LABOUR	Male	0	0	0	0	0	0	0	0	0	0	0	0
		Female	0	0	0	30	47	13	73	0	0	0	0	163
		Total	0	0	0	30	47	13	73	0	0	0	0	163
29	29 - BIRTH TRAUMA	Male	807	0	1	0	0	0	0	0	0	0	0	808
		Female	1167	0	0	0	0	0	0	0	0	0	0	1167
		Total	1974	0	1	0	0	0	0	0	0	0	0	1975
30	3 - FOOD POISONING	Male	0	0	0	18	24	61	61	42	25	47	1	279
		Female	0	1	2	8	8	22	35	16	10	39	2	143
		Total	0	1	2	26	32	83	96	58	35	86	3	422
31	30 - CEREBROVASCULAR DISEASES	Male	0	0	0	0	199	433	628	709	376	880	4	3229
		Female	0	0	0	17	122	199	346	475	284	1006	10	2459
		Total	0	0	0	17	321	632	974	1184	660	1886	14	5688
32	31 - SENILITY	Male	0	0	0	0	0	0	0	310	13844	34935	53	49142
		Female	0	0	0	0	0	0	0	186	10761	37258	100	48305
		Total	0	0	0	0	0	0	0	496	24605	72193	153	97447
33	32 - Others not else where classifi	Male	3	6	46	377	618	645	572	4622	244	5871	731	13735
		Female	1	12	23	82	86	98	158	3210	96	5154	901	9821
		Total	4	18	69	459	704	743	730	7832	340	11025	1632	23556

TABLE D-10 : DEATHS BY CAUSE OF DEATH, AGE,AND SEX FOR ALL DEATHS MEDICALLY CERTIFIED OR NOT - 2022

Sl. No	Cause of Death	Sex	Age of the Deceased											Total
			Below 1 Year	1-4	5-14	15-24	25-34	35-44	45-54	55-64	65-69	70 & Above	Age Not Stated	
1	2	3	4	5	6	7	8	9	10	11	12	13	14	15
34	33 - BITES OF SNAKES AND OTHER VENO	Male	0	4	38	39	58	107	118	124	41	104	0	633
		Female	0	0	30	20	35	47	42	49	29	95	2	349
		Total	0	4	68	59	93	154	160	173	70	199	2	982
35	34 - BURNS AND CORROSIONS	Male	9	19	34	164	313	293	332	285	114	343	3	1909
		Female	3	15	33	70	88	85	133	163	104	321	6	1021
		Total	12	34	67	234	401	378	465	448	218	664	9	2930
36	35 - ACCIDENTAL FALLS	Male	1	3	15	156	234	206	175	121	58	71	20	1060
		Female	3	3	7	18	29	30	40	28	8	49	14	229
		Total	4	6	22	174	263	236	215	149	66	120	34	1289
37	36 - POISONINGS BY DRUGS AND BIOLOG	Male	2	4	9	177	320	331	250	191	66	107	0	1457
		Female	0	2	15	160	102	89	62	35	15	30	2	512
		Total	2	6	24	337	422	420	312	226	81	137	2	1969
38	37 - MOTOR VEHICLE TRAFFIC ACCIDENT	Male	4	3	13	245	351	302	213	127	60	90	0	1408
		Female	0	2	9	20	30	35	39	40	10	40	0	225
		Total	4	5	22	265	381	337	252	167	70	130	0	1633
39	38 - OTHER ROAD VEHICLE ACCIDENTS	Male	4	8	64	469	927	971	1098	1030	464	1696	15	6746
		Female	4	5	38	81	147	210	394	520	319	1372	20	3110
		Total	8	13	102	550	1074	1181	1492	1550	783	3068	35	9856
40	39 - INTENTIONAL SELF-HARM(SUICIDE-	Male	0	0	7	302	542	589	370	228	57	111	0	2206
		Female	0	0	3	208	244	131	83	68	26	68	3	834
		Total	0	0	10	510	786	720	453	296	83	179	3	3040
41	4 - DIARRHOEA AND GASTROENTERITIS	Male	25	3	9	19	39	87	129	82	32	77	1	503
		Female	16	7	25	18	14	35	41	42	28	67	0	293
		Total	41	10	34	37	53	122	170	124	60	144	1	796
42	40 - ASSAULT(HOMICIDE)	Male	0	0	0	53	132	103	75	48	22	39	0	472
		Female	0	0	1	23	50	44	18	26	15	29	0	206
		Total	0	0	1	76	182	147	93	74	37	68	0	678
43	41 - Not Stated	Male	0	1	3	8	7	20	12	5	1	11	506	574
		Female	0	0	1	2	2	3	4	5	0	5	387	409
		Total	0	1	4	10	9	23	16	10	1	16	893	983
44	42 - Viral Fever	Male	12	6	16	51	123	276	257	217	81	209	16	1264
		Female	6	6	13	33	67	130	134	152	39	212	16	808
		Total	18	12	29	84	190	406	391	369	120	421	32	2072

TABLE D-10 : DEATHS BY CAUSE OF DEATH, AGE,AND SEX FOR ALL DEATHS MEDICALLY CERTIFIED OR NOT - 2022

Sl. No	Cause of Death	Sex	Age of the Deceased											Total
			Below 1 Year	1-4	5-14	15-24	25-34	35-44	45-54	55-64	65-69	70 & Above	Age Not Stated	
1	2	3	4	5	6	7	8	9	10	11	12	13	14	15
45	43 - RENAL FAILURE and OTHER DISORD	Male	43	6	36	130	478	965	1241	1262	535	1317	4	6017
		Female	24	5	39	84	130	296	496	601	327	821	3	2826
		Total	67	11	75	214	608	1261	1737	1863	862	2138	7	8843
46	44 - SEPTICAEMIA	Male	32	58	87	197	427	1029	1863	1768	644	1552	10	7667
		Female	21	44	65	174	232	345	881	988	413	1125	5	4293
		Total	53	102	152	371	659	1374	2744	2756	1057	2677	15	11960
47	45 - Syphillis	Male	0	0	0	0	164	342	79	0	0	0	5	590
		Female	0	0	0	0	56	106	53	0	0	0	2	217
		Total	0	0	0	0	220	448	132	0	0	0	7	807
48	46 - COVID 19 VIRUS IDENTIFIED	Male	16	4	9	26	47	87	184	256	154	673	4	1460
		Female	8	1	7	22	33	56	103	170	106	306	2	814
		Total	24	5	16	48	80	143	287	426	260	979	6	2274
49	47 - TUBERCULOSIS OF OTHER ORGANS A	Male	4	0	8	53	136	288	358	324	150	348	1	1670
		Female	1	0	5	46	67	96	132	149	86	205	3	790
		Total	5	0	13	99	203	384	490	473	236	553	4	2460
50	48 - NEONATAL TETANUS	Male	0	0	0	0	0	0	0	0	0	0	0	0
		Female	0	0	0	0	0	0	0	0	0	0	0	0
		Total	0	0	0	0	0	0	0	0	0	0	0	0
51	49 - HUMAN IMMUNODEFICIENCY VIRUS	Male	0	0	0	0	0	8	111	67	30	88	1	305
		Female	0	0	0	0	0	4	55	31	24	91	2	207
		Total	0	0	0	0	0	12	166	98	54	179	3	512
52	5 - RESPIRATORY TUBERCULOSIS	Male	145	17	30	75	260	437	664	725	306	791	6	3456
		Female	94	15	24	80	101	153	247	340	156	642	2	1854
		Total	239	32	54	155	361	590	911	1065	462	1433	8	5310
53	50 - MALIGNANT NEOPLASMS OF LIP, OR	Male	1	1	3	8	29	110	171	220	92	128	0	763
		Female	0	1	1	7	17	48	96	113	43	95	2	423
		Total	1	2	4	15	46	158	267	333	135	223	2	1186
54	51 - MALIGNANT NEOPLASM OF OESOPHAG	Male	1	0	4	7	17	62	132	143	87	136	1	590
		Female	1	0	1	3	11	31	64	80	27	72	0	290
		Total	2	0	5	10	28	93	196	223	114	208	1	880
55	52 - MALIGNANT NEOPLASM OF STOMACH	Male	0	0	11	15	49	112	248	287	165	260	0	1147
		Female	2	3	2	12	54	135	254	278	128	190	2	1060
		Total	2	3	13	27	103	247	502	565	293	450	2	2207

TABLE D-10 : DEATHS BY CAUSE OF DEATH, AGE,AND SEX FOR ALL DEATHS MEDICALLY CERTIFIED OR NOT - 2022

Sl. No	Cause of Death	Sex	Age of the Deceased										Total	
			Below 1 Year	1-4	5-14	15-24	25-34	35-44	45-54	55-64	65-69	70 & Above		Age Not Stated
1	2	3	4	5	6	7	8	9	10	11	12	13	14	15
56	53 - MALIGNANT NEOPLASMS OF LIVER A	Male	1	1	3	6	54	120	186	192	85	164	1	813
		Female	4	1	4	8	12	37	62	67	31	80	0	306
		Total	5	2	7	14	66	157	248	259	116	244	1	1119
57	54 - MALIGNANT NEOPLASMS OF LARYNX,	Male	17	1	11	18	70	138	232	307	170	348	0	1312
		Female	10	3	5	17	30	58	123	154	77	186	0	663
		Total	27	4	16	35	100	196	355	461	247	534	0	1975
58	55 - MALIGNANT NEOPLASM OF BREAST	Male	0	0	0	0	0	0	0	0	0	0	0	0
		Female	0	0	0	0	25	99	150	162	55	116	0	607
		Total	0	0	0	0	25	99	150	162	55	116	0	607
59	56 - OTHER MALIGNANT NEOPLASM OF FE	Male	0	0	0	0	0	0	0	0	0	0	0	0
		Female	0	0	0	0	9	26	45	40	22	63	0	205
		Total	0	0	0	0	9	26	45	40	22	63	0	205
60	57 - MALIGNANT NEOPLASM OF PROSTATE	Male	0	0	0	0	0	3	13	21	17	75	0	129
		Female	0	0	0	0	0	0	0	0	0	0	0	0
		Total	0	0	0	0	0	3	13	21	17	75	0	129
61	58 - MALIGNANT NEOPLASM OF BLADDER	Male	0	1	7	9	31	91	132	148	64	151	1	635
		Female	0	0	1	0	13	50	80	104	51	91	3	393
		Total	0	1	8	9	44	141	212	252	115	242	4	1028
62	59 - MALIGNANT NEOPLASMS OF MENINGE	Male	9	5	11	17	30	54	74	93	28	88	2	411
		Female	3	3	12	10	23	36	62	77	23	68	0	317
		Total	12	8	23	27	53	90	136	170	51	156	2	728
63	6 - Leprosy	Male	0	0	0	0	0	0	0	0	0	0	0	0
		Female	0	0	0	0	0	0	0	0	0	0	1	1
		Total	0	0	0	0	0	0	0	0	0	0	1	1
64	60 - LEUKAEMIA	Male	4	7	38	30	36	27	37	51	28	57	1	316
		Female	3	3	17	14	22	28	43	36	16	33	0	215
		Total	7	10	55	44	58	55	80	87	44	90	1	531
65	61 - OTHER PROTEIN-ENERGY MALNUTRIT	Male	22	8	19	40	115	211	398	464	187	626	8	2098
		Female	18	7	23	36	49	95	189	272	138	661	10	1498
		Total	40	15	42	76	164	306	587	736	325	1287	18	3596
66	62 - DISORDERS OF THYROID GLAND	Male	1	0	1	1	6	15	11	14	7	17	0	73
		Female	0	0	1	2	8	14	14	18	8	20	0	85
		Total	1	0	2	3	14	29	25	32	15	37	0	158

TABLE D-10 : DEATHS BY CAUSE OF DEATH, AGE,AND SEX FOR ALL DEATHS MEDICALLY CERTIFIED OR NOT - 2022

Sl. No	Cause of Death	Sex	Age of the Deceased											Total
			Below 1 Year	1-4	5-14	15-24	25-34	35-44	45-54	55-64	65-69	70 & Above	Age Not Stated	
1	2	3	4	5	6	7	8	9	10	11	12	13	14	15
67	63 - SCHIZOPHRENIA, SCHIZOTYPAL & D	Male	5	0	2	4	21	23	25	14	6	12	1	113
		Female	1	1	2	0	3	2	4	10	6	3	0	32
		Total	6	1	4	4	24	25	29	24	12	15	1	145
68	64 - OTHER INFLAMMATORY DISEASES OF	Male	20	11	18	42	79	111	154	217	133	398	3	1186
		Female	11	6	16	23	32	55	83	115	80	338	3	762
		Total	31	17	34	65	111	166	237	332	213	736	6	1948
69	65 - EPILEPSY	Male	0	0	0	47	77	92	106	60	23	60	6	471
		Female	0	0	0	23	32	33	34	27	15	41	4	209
		Total	0	0	0	70	109	125	140	87	38	101	10	680
70	66 - HYPERTENSIVE HEART DISEASES	Male	178	44	127	492	1390	3100	4823	5107	2213	11823	71	29368
		Female	126	50	115	259	553	1049	2134	2881	1616	10564	57	19404
		Total	304	94	242	751	1943	4149	6957	7988	3829	22387	128	48772
71	67 - ACUTE MYOCARDIAL INFARCTION	Male	134	20	139	650	2550	5346	8353	8734	4211	11487	22	41646
		Female	91	36	106	385	794	1641	3327	4611	2708	9933	73	23705
		Total	225	56	245	1035	3344	6987	11680	13345	6919	21420	95	65351
72	68 - ARTERIAL EMBOLISM AND THROMBOS	Male	2	2	3	24	40	93	124	143	74	235	2	742
		Female	4	1	3	17	23	41	48	76	50	214	1	478
		Total	6	3	6	41	63	134	172	219	124	449	3	1220
73	69 - BRONCHITIS ,BRONCHIOLITIS and	Male	116	5	5	13	41	84	125	182	101	237	4	913
		Female	81	3	8	12	18	33	70	126	62	199	7	619
		Total	197	8	13	25	59	117	195	308	163	436	11	1532
74	7 - DIPHTHERIA	Male	3	0	1	0	0	0	0	0	0	0	0	4
		Female	0	2	5	0	0	0	0	0	0	0	0	7
		Total	3	2	6	0	0	0	0	0	0	0	0	11
75	70 - PLEURISY	Male	2	0	0	2	5	12	30	35	13	40	0	139
		Female	1	0	1	1	6	6	16	16	11	24	2	84
		Total	3	0	1	3	11	18	46	51	24	64	2	223
76	71 - PARALYTIC ILEUS AND INTESTINAL	Male	4	2	9	25	60	192	507	720	431	1038	4	2992
		Female	4	1	5	8	19	71	189	390	225	763	9	1684
		Total	8	3	14	33	79	263	696	1110	656	1801	13	4676
77	72 - PERITONITIS	Male	8	0	0	5	35	53	44	25	7	15	0	192
		Female	3	0	1	3	5	6	9	8	4	11	0	50
		Total	11	0	1	8	40	59	53	33	11	26	0	242

TABLE D-10 : DEATHS BY CAUSE OF DEATH, AGE,AND SEX FOR ALL DEATHS MEDICALLY CERTIFIED OR NOT - 2022

Sl. No	Cause of Death	Sex	Age of the Deceased											Total
			Below 1 Year	1-4	5-14	15-24	25-34	35-44	45-54	55-64	65-69	70 & Above	Age Not Stated	
1	2	3	4	5	6	7	8	9	10	11	12	13	14	15
78	73 - CHOLELITHIASIS AND CHOLECYSTIT	Male	5	1	5	17	84	170	211	235	106	238	0	1072
		Female	2	4	5	14	23	55	91	110	70	208	2	584
		Total	7	5	10	31	107	225	302	345	176	446	2	1656
79	74 - DISORDERS OF THE PANCREAS	Male	6	0	1	10	33	47	65	56	28	72	2	320
		Female	4	1	1	8	5	15	16	36	25	58	6	175
		Total	10	1	2	18	38	62	81	92	53	130	8	495
80	75 - RHEUMATOID ARTHRITIS AND OTHER	Male	0	0	0	2	2	6	16	14	15	19	1	75
		Female	0	0	0	3	4	5	13	21	12	35	0	93
		Total	0	0	0	5	6	11	29	35	27	54	1	168
81	76 - MEDICAL ABORTION	Male	0	0	0	0	0	0	0	0	0	0	0	0
		Female	0	0	0	3	7	2	6	0	0	0	0	18
		Total	0	0	0	3	7	2	6	0	0	0	0	18
82	77 - SLOW FETAL GROWTH,FETAL MALNUT	Male	623	0	0	0	0	0	0	0	0	0	0	623
		Female	455	0	0	0	0	0	0	0	0	0	0	455
		Total	1078	0	0	0	0	0	0	0	0	0	0	1078
83	78 - HYPOXIA,BIRTH ASPHYXIA AND OTH	Male	253	0	0	0	0	0	0	0	0	0	0	253
		Female	184	0	0	0	0	0	0	0	0	0	0	184
		Total	437	0	0	0	0	0	0	0	0	0	0	437
84	79 - HAEMOLYTIC DISEASE OF FETUS AN	Male	8	0	0	0	0	0	0	0	0	0	0	8
		Female	10	0	0	0	0	0	0	0	0	0	0	10
		Total	18	0	0	0	0	0	0	0	0	0	0	18
85	8 - WHOOPING COUGH	Male	0	0	0	0	0	0	0	0	0	0	0	0
		Female	0	0	0	0	0	0	0	0	0	0	0	0
		Total	0	0	0	0	0	0	0	0	0	0	0	0
86	80 - OTHER PERINATAL JAUNDICE	Male	6	0	0	0	0	0	0	0	0	0	0	6
		Female	6	0	0	0	0	0	0	0	0	0	0	6
		Total	12	0	0	0	0	0	0	0	0	0	0	12
87	81 - SPINA BIFIDA	Male	6	0	0	0	0	0	0	0	0	0	0	6
		Female	5	0	0	0	0	0	0	0	0	0	0	5
		Total	11	0	0	0	0	0	0	0	0	0	0	11
88	82 - FEVER OF UNKNOWN ORIGIN	Male	38	15	66	174	529	929	1339	1187	450	1417	11	6155
		Female	25	30	61	109	197	374	665	729	351	1374	18	3933
		Total	63	45	127	283	726	1303	2004	1916	801	2791	29	10088

TABLE D-10 : DEATHS BY CAUSE OF DEATH, AGE,AND SEX FOR ALL DEATHS MEDICALLY CERTIFIED OR NOT - 2022

Sl. No	Cause of Death	Sex	Age of the Deceased											Total
			Below 1 Year	1-4	5-14	15-24	25-34	35-44	45-54	55-64	65-69	70 & Above	Age Not Stated	
1	2	3	4	5	6	7	8	9	10	11	12	13	14	15
89	83 - SHOCK, NOT ELSEWHERE CLASSIFIED	Male	756	53	162	417	1216	2425	3424	3384	1245	3670	45	16797
		Female	503	54	137	301	518	830	1679	1991	869	3142	80	10104
		Total	1259	107	299	718	1734	3255	5103	5375	2114	6812	125	26901
90	84 - FRACTURE OF SKULL AND FACIAL B	Male	0	1	3	25	35	37	41	22	10	22	0	196
		Female	1	1	1	3	7	1	12	12	4	18	0	60
		Total	1	2	4	28	42	38	53	34	14	40	0	256
91	85 - FRACTURE OF NECK,THORAX OR PEL	Male	0	0	1	5	9	8	14	12	4	9	0	62
		Female	0	0	0	1	4	5	2	2	5	10	1	30
		Total	0	0	1	6	13	13	16	14	9	19	1	92
92	86 - FRACTURE OF UPPER LIMB	Male	0	0	0	3	7	5	12	22	8	24	1	82
		Female	0	0	0	1	0	6	4	8	5	22	0	46
		Total	0	0	0	4	7	11	16	30	13	46	1	128
93	87 - FRACTURE OF LOWER LIMB	Male	1	0	2	3	12	33	30	41	22	56	0	200
		Female	0	0	1	1	4	7	17	16	16	56	1	119
		Total	1	0	3	4	16	40	47	57	38	112	1	319
94	88 - FRACTURES INVOLVING MULTIPLE B	Male	1	0	2	8	18	23	27	22	16	40	2	159
		Female	1	0	2	5	3	7	6	14	6	32	1	77
		Total	2	0	4	13	21	30	33	36	22	72	3	236
95	89 - INTRACRANIAL AND INTERNAL INJU	Male	5	1	5	23	48	65	83	101	29	79	25	464
		Female	1	1	7	9	11	26	39	31	27	60	23	235
		Total	6	2	12	32	59	91	122	132	56	139	48	699
96	9 - OTHER TETANUS	Male	0	0	0	0	0	0	5	2	0	1	0	8
		Female	0	0	0	0	0	0	1	0	0	0	0	1
		Total	0	0	0	0	0	0	6	2	0	1	0	9
97	90 - CRUSHING INJURIES AND TRAUMATI	Male	3	0	1	18	30	26	39	43	19	60	1	240
		Female	0	0	3	7	7	11	21	19	15	57	0	140
		Total	3	0	4	25	37	37	60	62	34	117	1	380
98	91 - OTHER INJURIES OF SPECIFIED,UN	Male	9	5	12	62	143	254	369	365	196	740	8	2163
		Female	7	2	8	25	56	64	159	210	140	660	13	1344
		Total	16	7	20	87	199	318	528	575	336	1400	21	3507
99	92 - EFFECTS OF FOREIGN BODY ENTERI	Male	0	1	0	6	10	12	29	18	14	23	0	113
		Female	0	0	2	1	3	8	13	19	7	29	2	84
		Total	0	1	2	7	13	20	42	37	21	52	2	197

TABLE D-10 : DEATHS BY CAUSE OF DEATH, AGE, AND SEX FOR ALL DEATHS MEDICALLY CERTIFIED OR NOT - 2022

Sl. No	Cause of Death	Sex	Age of the Deceased											Total
			Below 1 Year	1-4	5-14	15-24	25-34	35-44	45-54	55-64	65-69	70 & Above	Age Not Stated	
1	2	3	4	5	6	7	8	9	10	11	12	13	14	15
100	93 - RAILWAY ACCIDENTS	Male	1	0	0	24	53	37	30	20	5	18	0	188
		Female	0	0	0	3	4	4	8	6	4	5	0	34
		Total	1	0	0	27	57	41	38	26	9	23	0	222
101	94 - WATER TRANSPORT ACCIDENTS	Male	0	1	34	95	63	61	50	32	6	22	0	364
		Female	0	2	14	11	13	13	14	13	6	21	0	107
		Total	0	3	48	106	76	74	64	45	12	43	0	471
102	95 - AIR AND SPACE TRANSPORT ACCIDENTS	Male	0	0	0	0	0	0	0	0	0	0	0	0
		Female	0	0	0	0	0	0	0	0	0	0	0	0
		Total	0	0	0	0	0	0	0	0	0	0	0	0
103	96 - ALL OTHER TRANSPORT ACCIDENTS	Male	1	6	35	265	500	508	563	541	312	1034	13	3778
		Female	2	5	23	51	76	132	214	331	243	921	9	2007
		Total	3	11	58	316	576	640	777	872	555	1955	22	5785
104	97 - ACCIDENTAL DROWING AND SUBMERS	Male	2	10	121	377	557	736	900	1100	505	1734	19	6061
		Female	4	8	44	107	144	223	431	726	351	1524	27	3589
		Total	6	18	165	484	701	959	1331	1826	856	3258	46	9650
105	98 - EXPOSURE TO SMOKE, FIRE AND FL	Male	1	0	0	1	1	4	0	3	0	5	0	15
		Female	0	1	0	0	1	0	0	3	1	2	0	8
		Total	1	1	0	1	2	4	0	6	1	7	0	23
106	99 - MISADVENTURES TO PATIENTS DURI	Male	0	0	0	0	0	0	0	0	0	0	0	0
		Female	0	0	0	0	0	0	0	0	0	0	0	0
		Total	0	0	0	0	0	0	0	0	0	0	0	0
	TOTAL	Male	4896	511	1775	7190	18588	33206	46609	59680	36474	118745	2594	330268
		Female	3456	543	1439	3952	6410	11038	21031	35256	25897	109190	2847	221059
		Total	8352	1054	3214	11142	24998	44244	67640	94936	62371	227935	5441	551327

TABLE D-11 : DEATHS BY CAUSE OF DEATH, AGE,AND SEX FOR MEDICALLY CERTIFIED DEATH - 2022

Sl.No	Cause of Death	Sex	Age of the Deceased											Total
			Below 1 Year	1-4	5-14	15-24	25-34	35-44	45-54	55-64	65-69	70 & Above	Age Not Stated	
1	2	3	4	5	6	7	8	9	10	11	12	13	14	15
1	45 - Syphilis	Male	0	0	0	0	0	0	0	0	0	0	0	0
		Female	0	0	0	0	0	0	0	0	0	0	0	0
		Total	0	0	0	0	0	0	0	0	0	0	0	0
2	46 - COVID 19 VIRUS IDENTIFIED	Male	16	4	9	26	47	87	184	256	154	673	3	1459
		Female	8	1	7	22	33	56	103	170	106	306	1	813
		Total	24	5	16	48	80	143	287	426	260	979	4	2272
3	47 - TUBERCULOSIS OF OTHER ORGANS A	Male	2	0	2	30	82	146	165	154	56	113	0	750
		Female	0	0	5	36	38	48	47	48	29	43	0	294
		Total	2	0	7	66	120	194	212	202	85	156	0	1044
4	48 - NEONATAL TETANUS	Male	0	0	0	0	0	0	0	0	0	0	0	0
		Female	0	0	0	0	0	0	0	0	0	0	0	0
		Total	0	0	0	0	0	0	0	0	0	0	0	0
5	49 - HUMAN IMMUNODEFICIENCY VIRUS H	Male	0	0	0	0	0	4	75	35	11	15	0	140
		Female	0	0	0	0	0	2	33	12	7	21	0	75
		Total	0	0	0	0	0	6	108	47	18	36	0	215
6	50 - MALIGNANT NEOPLASMS OF LIP, OR	Male	0	1	1	2	5	46	53	86	26	44	0	264
		Female	0	1	0	0	1	11	19	30	9	47	1	119
		Total	0	2	1	2	6	57	72	116	35	91	1	383
7	51 - MALIGNANT NEOPLASM OF OESOPHAG	Male	1	0	1	2	1	7	43	50	36	52	0	193
		Female	1	0	0	1	3	12	20	31	13	29	0	110
		Total	2	0	1	3	4	19	63	81	49	81	0	303
8	52 - MALIGNANT NEOPLASM OF STOMACH	Male	0	0	0	3	5	29	56	90	63	92	0	338
		Female	1	0	0	1	17	18	48	57	39	57	0	238
		Total	1	0	0	4	22	47	104	147	102	149	0	576
9	53 - MALIGNANT NEOPLASMS OF LIVER A	Male	1	1	0	4	27	54	89	107	50	108	0	441
		Female	4	0	3	5	8	21	32	35	18	46	0	172
		Total	5	1	3	9	35	75	121	142	68	154	0	613
10	54 - MALIGNANT NEOPLASMS OF LARYNX,	Male	16	1	10	14	51	105	185	249	139	286	0	1056
		Female	10	3	4	15	23	49	96	125	60	141	0	526
		Total	26	4	14	29	74	154	281	374	199	427	0	1582
11	55 - MALIGNANT NEOPLASM OF BREAST	Male	0	0	0	0	0	0	0	0	0	0	0	0
		Female	0	0	0	0	25	99	150	162	55	116	0	607
		Total	0	0	0	0	25	99	150	162	55	116	0	607
12	56 - OTHER MALIGNANT NEOPLASM OF FE	Male	0	0	0	0	0	0	0	0	0	0	0	0
		Female	0	0	0	0	2	20	34	33	19	38	0	146
		Total	0	0	0	0	2	20	34	33	19	38	0	146

TABLE D-11 : DEATHS BY CAUSE OF DEATH, AGE, AND SEX FOR MEDICALLY CERTIFIED DEATH - 2022

Sl.No	Cause of Death	Sex	Age of the Deceased										Age Not Stated	Total
			Below 1 Year	1-4	5-14	15-24	25-34	35-44	45-54	55-64	65-69	70 & Above		
1	2	3	4	5	6	7	8	9	10	11	12	13	14	15
13	57 - MALIGNANT NEOPLASM OF PROSTATE	Male	0	0	0	0	0	2	8	19	17	67	0	113
		Female	0	0	0	0	0	0	0	0	0	0	0	0
		Total	0	0	0	0	0	0	2	8	19	17	67	0
14	58 - MALIGNANT NEOPLASM OF BLADDER	Male	0	0	0	2	0	12	22	31	19	48	0	134
		Female	0	0	0	0	6	13	28	37	16	30	0	130
		Total	0	0	0	2	6	25	50	68	35	78	0	264
15	59 - MALIGNANT NEOPLASMS OF MENINGE	Male	8	5	6	8	17	22	31	39	11	41	1	189
		Female	3	3	6	7	12	17	27	32	10	36	0	153
		Total	11	8	12	15	29	39	58	71	21	77	1	342
16	60 - LEUKAEMIA	Male	4	7	38	30	36	27	37	51	28	57	0	315
		Female	3	3	17	14	22	28	43	36	16	33	0	215
		Total	7	10	55	44	58	55	80	87	44	90	0	530
17	61 - OTHER PROTEIN-ENERGY MALNUTRIT	Male	21	4	2	6	5	8	11	10	3	14	0	84
		Female	15	2	2	8	4	4	3	2	3	12	0	55
		Total	36	6	4	14	9	12	14	12	6	26	0	139
18	62 - DISORDERS OF THYROID GLAND	Male	0	0	0	0	1	4	2	3	4	4	0	18
		Female	0	0	0	1	2	4	6	8	2	8	0	31
		Total	0	0	0	1	3	8	8	11	6	12	0	49
19	63 - SCHIZOPHRENIA, SCHIZOTYPAL & D	Male	5	0	2	4	21	23	25	14	6	12	1	113
		Female	1	1	2	0	3	2	4	10	6	3	0	32
		Total	6	1	4	4	24	25	29	24	12	15	1	145
20	64 - OTHER INFLAMMATORY DISEASES OF	Male	17	10	9	23	42	64	88	80	30	103	0	466
		Female	11	6	12	11	19	28	36	34	13	57	0	227
		Total	28	16	21	34	61	92	124	114	43	160	0	693
21	65 - EPILEPSY	Male	0	0	0	16	19	22	27	14	8	14	0	120
		Female	0	0	0	11	9	9	9	4	4	13	0	59
		Total	0	0	0	27	28	31	36	18	12	27	0	179
22	66 - HYPERTENSIVE HEART DISEASES	Male	158	28	44	128	362	801	1437	1727	801	2421	7	7914
		Female	116	30	38	75	143	257	618	989	635	2109	11	5021
		Total	274	58	82	203	505	1058	2055	2716	1436	4530	18	12935
23	67 - ACUTE MYOCARDIAL INFARCTION	Male	79	7	39	155	538	1097	1826	2341	1254	4123	7	11466
		Female	60	7	26	105	209	364	733	1261	842	3650	25	7282
		Total	139	14	65	260	747	1461	2559	3602	2096	7773	32	18748
24	68 - ARTERIAL EMBOLISM AND THROMBOS	Male	1	0	0	10	11	20	29	20	19	51	0	161
		Female	3	0	1	6	15	16	12	18	11	30	0	112
		Total	4	0	1	16	26	36	41	38	30	81	0	273

TABLE D-11 : DEATHS BY CAUSE OF DEATH, AGE,AND SEX FOR MEDICALLY CERTIFIED DEATH - 2022

Sl.No	Cause of Death	Sex	Age of the Deceased											Total
			Below 1 Year	1-4	5-14	15-24	25-34	35-44	45-54	55-64	65-69	70 & Above	Age Not Stated	
1	2	3	4	5	6	7	8	9	10	11	12	13	14	15
25	69 - BRONCHITIS ,BRONCHIOLITIS and	Male	113	4	3	9	30	58	91	125	73	181	0	687
		Female	81	3	5	7	13	28	55	83	45	134	1	455
		Total	194	7	8	16	43	86	146	208	118	315	1	1142
26	70 - PLEURISY	Male	1	0	0	1	0	3	0	3	2	9	0	19
		Female	0	0	0	1	1	1	1	1	2	1	0	8
		Total	1	0	0	2	1	4	1	4	4	10	0	27
27	71 - PARALYTIC ILEUS AND INTESTINAL	Male	3	2	3	6	6	11	33	31	21	37	0	153
		Female	3	1	1	0	2	8	16	24	12	33	0	100
		Total	6	3	4	6	8	19	49	55	33	70	0	253
28	72 - PERITONITIS	Male	6	0	0	5	35	53	44	25	7	15	0	190
		Female	1	0	1	3	5	6	9	8	4	11	0	48
		Total	7	0	1	8	40	59	53	33	11	26	0	238
29	73 - CHOLELITHIASIS AND CHOLECYSTIT	Male	4	0	0	1	24	50	68	60	41	77	0	325
		Female	2	1	4	5	8	17	36	29	18	73	0	193
		Total	6	1	4	6	32	67	104	89	59	150	0	518
30	74 - DISORDERS OF THE PANCREAS	Male	3	0	0	9	28	32	40	27	13	34	0	186
		Female	0	0	0	4	5	8	9	21	16	30	0	93
		Total	3	0	0	13	33	40	49	48	29	64	0	279
31	75 - RHEUMATOID ARTHRITIS AND OTHER	Male	0	0	0	0	1	3	5	6	7	9	0	31
		Female	0	0	0	1	3	2	5	6	7	11	0	35
		Total	0	0	0	1	4	5	10	12	14	20	0	66
32	76 - MEDICAL ABORTION	Male	0	0	0	0	0	0	0	0	0	0	0	0
		Female	0	0	0	0	1	1	1	0	0	0	0	3
		Total	0	0	0	0	1	1	1	0	0	0	0	3
33	77 - SLOW FETAL GROWTH,FETAL MALNUT	Male	611	0	0	0	0	0	0	0	0	0	0	611
		Female	444	0	0	0	0	0	0	0	0	0	0	444
		Total	1055	0	0	0	0	0	0	0	0	0	0	1055
34	78 - HYPOXIA,BIRTH ASPHYXIA AND OTH	Male	251	0	0	0	0	0	0	0	0	0	0	251
		Female	183	0	0	0	0	0	0	0	0	0	0	183
		Total	434	0	0	0	0	0	0	0	0	0	0	434
35	79 - HAEMOLYTIC DISEASE OF FETUS AN	Male	5	0	0	0	0	0	0	0	0	0	0	5
		Female	10	0	0	0	0	0	0	0	0	0	0	10
		Total	15	0	0	0	0	0	0	0	0	0	0	15
36	80 - OTHER PERINATAL JAUNDICE	Male	5	0	0	0	0	0	0	0	0	0	0	5
		Female	3	0	0	0	0	0	0	0	0	0	0	3
		Total	8	0	0	0	0	0	0	0	0	0	0	8

TABLE D-11 : DEATHS BY CAUSE OF DEATH, AGE,AND SEX FOR MEDICALLY CERTIFIED DEATH - 2022

Sl.No	Cause of Death	Sex	Age of the Deceased											Total	
			Below 1 Year	1-4	5-14	15-24	25-34	35-44	45-54	55-64	65-69	70 & Above	Age Not Stated		
1	2	3	4	5	6	7	8	9	10	11	12	13	14	15	
37	81 - SPINA BIFIDA	Male	3	0	0	0	0	0	0	0	0	0	0	0	3
		Female	5	0	0	0	0	0	0	0	0	0	0	0	5
		Total	8	0	0	0	0	0	0	0	0	0	0	0	8
38	82 - FEVER OF UNKNOWN ORIGIN	Male	24	3	3	23	18	38	46	46	16	33	0	250	
		Female	11	6	9	17	20	20	18	29	6	36	0	172	
		Total	35	9	12	40	38	58	64	75	22	69	0	422	
39	83 - SHOCK, NOT ELSEWHERE CLASSIFIE	Male	738	46	87	142	391	610	846	907	419	1089	3	5278	
		Female	490	35	73	133	181	238	385	504	256	880	3	3178	
		Total	1228	81	160	275	572	848	1231	1411	675	1969	6	8456	
40	84 - FRACTURE OF SKULL AND FACIAL B	Male	0	1	1	13	20	20	24	6	6	11	0	102	
		Female	1	1	1	1	5	0	4	9	2	9	0	33	
		Total	1	2	2	14	25	20	28	15	8	20	0	135	
41	85 - FRACTURE OF NECK,THORAX OR PEL	Male	0	0	0	1	3	3	7	5	0	7	0	26	
		Female	0	0	0	1	2	3	0	0	1	6	0	13	
		Total	0	0	0	2	5	6	7	5	1	13	0	39	
42	86 - FRACTURE OF UPPER LIMB	Male	0	0	0	0	4	2	1	2	1	8	1	19	
		Female	0	0	0	0	0	0	1	3	0	4	0	8	
		Total	0	0	0	0	4	2	2	5	1	12	1	27	
43	87 - FRACTURE OF LOWER LIMB	Male	1	0	0	2	2	11	4	6	6	13	0	45	
		Female	0	0	0	1	0	0	0	3	2	12	0	18	
		Total	1	0	0	3	2	11	4	9	8	25	0	63	
44	88 - FRACTURES INVOLVING MULTIPLE B	Male	1	0	1	6	9	10	14	10	8	16	0	75	
		Female	1	0	1	3	1	4	2	5	2	9	0	28	
		Total	2	0	2	9	10	14	16	15	10	25	0	103	
45	89 - INTRACRANIAL AND INTERNAL INJU	Male	5	1	2	16	36	54	63	69	18	56	0	320	
		Female	0	1	1	5	8	14	24	19	17	42	0	131	
		Total	5	2	3	21	44	68	87	88	35	98	0	451	
46	90 - CRUSHING INJURIES AND TRAUMATI	Male	2	0	0	6	16	9	14	10	4	6	0	67	
		Female	0	0	0	1	3	5	3	2	6	1	0	21	
		Total	2	0	0	7	19	14	17	12	10	7	0	88	
47	91 - OTHER INJURIES OF SPECIFIED,UN	Male	4	3	5	19	50	69	111	108	54	203	1	627	
		Female	4	0	3	12	25	17	43	69	37	151	1	362	
		Total	8	3	8	31	75	86	154	177	91	354	2	989	
48	92 - EFFECTS OF FOREIGN BODY ENTERI	Male	0	1	0	0	1	1	5	1	2	4	0	15	
		Female	0	0	0	0	0	2	1	4	0	4	0	11	
		Total	0	1	0	0	1	3	6	5	2	8	0	26	

TABLE D-11 : DEATHS BY CAUSE OF DEATH, AGE, AND SEX FOR MEDICALLY CERTIFIED DEATH - 2022

Sl.No	Cause of Death	Sex	Age of the Deceased											Total
			Below 1 Year	1-4	5-14	15-24	25-34	35-44	45-54	55-64	65-69	70 & Above	Age Not Stated	
1	2	3	4	5	6	7	8	9	10	11	12	13	14	15
49	93 - RAILWAY ACCIDENTS	Male	1	0	0	1	2	3	2	0	1	1	0	11
		Female	0	0	0	0	1	2	1	0	0	1	0	5
		Total	1	0	0	1	3	5	3	0	1	2	0	16
50	94 - WATER TRANSPORT ACCIDENTS	Male	0	0	1	4	2	3	4	1	0	1	0	16
		Female	0	0	0	0	0	2	1	2	0	3	0	8
		Total	0	0	1	4	2	5	5	3	0	4	0	24
51	95 - AIR AND SPACE TRANSPORT ACCIDENTS	Male	0	0	0	0	0	0	0	0	0	0	0	0
		Female	0	0	0	0	0	0	0	0	0	0	0	0
		Total	0	0	0	0	0	0	0	0	0	0	0	0
52	96 - ALL OTHER TRANSPORT ACCIDENTS	Male	0	3	8	82	121	98	127	63	34	48	0	584
		Female	1	0	7	11	12	19	24	11	8	21	0	114
		Total	1	3	15	93	133	117	151	74	42	69	0	698
53	97 - ACCIDENTAL DROWING AND SUBMERS	Male	1	2	4	28	33	31	28	27	18	42	0	214
		Female	1	0	0	3	4	10	5	19	9	22	0	73
		Total	2	2	4	31	37	41	33	46	27	64	0	287
54	98 - EXPOSURE TO SMOKE, FIRE AND FL	Male	1	0	0	1	1	4	0	3	0	5	0	15
		Female	0	1	0	0	1	0	0	3	1	2	0	8
		Total	1	1	0	1	2	4	0	6	1	7	0	23
55	99 - MISADVENTURES TO PATIENTS DURI	Male	0	0	0	0	0	0	0	0	0	0	0	0
		Female	0	0	0	0	0	0	0	0	0	0	0	0
		Total	0	0	0	0	0	0	0	0	0	0	0	0
56	100 - ACCIDENTS CAUSED BY MACHINERY,	Male	0	0	0	0	0	0	0	0	0	0	0	0
		Female	0	0	0	0	0	0	0	0	0	0	0	0
		Total	0	0	0	0	0	0	0	0	0	0	0	0
57	101 - ACCIDENTS CAUSED BY FIREARM MI	Male	0	0	0	0	0	0	0	0	0	0	0	0
		Female	0	0	0	0	0	0	0	0	0	0	0	0
		Total	0	0	0	0	0	0	0	0	0	0	0	0
58	102 - ACCIDENTAL POISONING BY AND E	Male	3	0	2	28	45	47	32	25	4	20	0	206
		Female	0	1	2	13	20	14	6	10	4	3	0	73
		Total	3	1	4	41	65	61	38	35	8	23	0	279
59	103 - OPERATIONS OF WAR	Male	0	0	0	0	0	0	0	0	0	0	0	0
		Female	0	0	0	0	0	0	0	0	0	0	0	0
		Total	0	0	0	0	0	0	0	0	0	0	0	0
60	104 - SUN STROKE	Male	0	0	0	0	3	22	30	31	18	32	0	136
		Female	0	0	0	0	3	1	6	8	7	40	0	65
		Total	0	0	0	0	6	23	36	39	25	72	0	201

TABLE D-11 : DEATHS BY CAUSE OF DEATH, AGE,AND SEX FOR MEDICALLY CERTIFIED DEATH - 2022

Sl.No	Cause of Death	Sex	Age of the Deceased											Total
			Below 1 Year	1-4	5-14	15-24	25-34	35-44	45-54	55-64	65-69	70 & Above	Age Not Stated	
1	2	3	4	5	6	7	8	9	10	11	12	13	14	15
61	105 - COVID 19 VIRUS NOT IDENTIFIED	Male	5	1	2	6	15	20	27	36	29	114	0	255
		Female	2	1	0	5	5	10	22	38	22	68	1	174
		Total	7	2	2	11	20	30	49	74	51	182	1	429
62	106 - DENGUE FEVER	Male	20	11	39	28	22	18	18	22	10	20	0	208
		Female	22	12	38	16	17	24	22	15	7	18	0	191
		Total	42	23	77	44	39	42	40	37	17	38	0	399
63	1 - CHOLERA	Male	0	0	0	0	0	0	0	0	4	7	0	11
		Female	0	0	0	0	0	0	0	1	3	4	0	8
		Total	0	0	0	0	0	0	0	1	7	11	0	19
64	2 - TYPHOID FEVER AND PARATYPHOID	Male	0	0	0	2	1	1	4	2	1	2	0	13
		Female	0	1	0	1	2	2	3	3	0	2	0	14
		Total	0	1	0	3	3	3	7	5	1	4	0	27
65	3 - FOOD POISONING	Male	0	0	0	3	2	11	7	8	4	5	0	40
		Female	0	0	0	2	2	4	9	2	0	4	0	23
		Total	0	0	0	5	4	15	16	10	4	9	0	63
66	4 - DIARRHOEA AND GASTROENTERITIS	Male	23	1	3	7	6	16	21	14	7	21	0	119
		Female	13	3	8	3	2	6	5	5	6	18	0	69
		Total	36	4	11	10	8	22	26	19	13	39	0	188
67	5 - RESPIRATORY TUBERCULOSIS	Male	114	14	16	64	197	310	459	512	240	626	1	2553
		Female	77	12	17	71	83	101	166	242	128	538	1	1436
		Total	191	26	33	135	280	411	625	754	368	1164	2	3989
68	6 - Leprosy	Male	0	0	0	0	0	0	0	0	0	0	0	0
		Female	0	0	0	0	0	0	0	0	0	0	0	0
		Total	0	0	0	0	0	0	0	0	0	0	0	0
69	7 - DIPHTHERIA	Male	3	0	0	0	0	0	0	0	0	0	0	3
		Female	0	0	3	0	0	0	0	0	0	0	0	3
		Total	3	0	3	0	0	0	0	0	0	0	0	6
70	8 - WHOOPING COUGH	Male	0	0	0	0	0	0	0	0	0	0	0	0
		Female	0	0	0	0	0	0	0	0	0	0	0	0
		Total	0	0	0	0	0	0	0	0	0	0	0	0
71	9 - OTHER TETANUS	Male	0	0	0	0	0	0	5	2	0	1	0	8
		Female	0	0	0	0	0	0	1	0	0	0	0	1
		Total	0	0	0	0	0	0	6	2	0	1	0	9
72	10 - Acute Polimyelitis	Male	0	0	0	0	0	0	0	0	0	0	0	0
		Female	0	0	0	0	0	0	0	0	0	0	0	0
		Total	0	0	0	0	0	0	0	0	0	0	0	0

TABLE D-11 : DEATHS BY CAUSE OF DEATH, AGE,AND SEX FOR MEDICALLY CERTIFIED DEATH - 2022

Sl.No	Cause of Death	Sex	Age of the Deceased											Total
			Below 1 Year	1-4	5-14	15-24	25-34	35-44	45-54	55-64	65-69	70 & Above	Age Not Stated	
1	2	3	4	5	6	7	8	9	10	11	12	13	14	15
73	11 - Measeles	Male	0	0	0	0	0	0	0	0	0	0	0	0
		Female	0	0	0	0	0	0	0	0	0	0	0	0
		Total	0	0	0	0	0	0	0	0	0	0	0	0
74	12 - RABIES	Male	0	1	1	6	3	3	3	1	0	4	0	22
		Female	0	0	0	0	2	2	2	0	0	1	0	7
		Total	0	1	1	6	5	5	5	1	0	5	0	29
75	13 - MALARIA	Male	0	0	0	0	1	2	1	4	0	0	0	8
		Female	0	0	0	0	2	0	0	0	0	1	0	3
		Total	0	0	0	0	3	2	1	4	0	1	0	11
76	14 - OTHER AND UNSPECIFIED NEOPLASM	Male	7	7	17	30	42	87	172	243	138	265	0	1008
		Female	0	3	10	13	38	83	172	213	102	180	0	814
		Total	7	10	27	43	80	170	344	456	240	445	0	1822
77	15 - DIABETES MELLITUS	Male	0	0	0	19	90	290	601	863	468	1184	4	3519
		Female	0	0	0	16	33	130	330	559	346	974	2	2390
		Total	0	0	0	35	123	420	931	1422	814	2158	6	5909
78	16 - OTHER ANAEMIAS(D50-D55,D57-D64	Male	15	2	9	23	41	83	93	88	49	92	0	495
		Female	22	5	9	35	49	54	50	65	38	87	0	414
		Total	37	7	18	58	90	137	143	153	87	179	0	909
79	17 - OTHER VIRAL ENCEPHALITIS	Male	8	4	2	8	31	32	36	29	10	29	0	189
		Female	7	3	9	10	9	14	12	15	12	34	0	125
		Total	15	7	11	18	40	46	48	44	22	63	0	314
80	18 - OTHER FORMS OF HEART DISEASES	Male	276	46	69	199	548	1201	2080	2930	1659	5083	9	14100
		Female	207	37	57	170	234	446	1000	1797	1165	4749	43	9905
		Total	483	83	126	369	782	1647	3080	4727	2824	9832	52	24005
81	19 - PNEUMONIA	Male	956	40	45	86	229	477	750	813	411	1401	2	5210
		Female	172	45	49	91	120	172	324	429	276	881	3	2562
		Total	1128	85	94	177	349	649	1074	1242	687	2282	5	7772
82	20 - INFLUENZA	Male	4	0	2	0	5	13	9	24	11	14	0	82
		Female	0	2	0	3	2	7	10	12	7	19	0	62
		Total	4	2	2	3	7	20	19	36	18	33	0	144
83	21 - ASTHMA	Male	38	5	23	68	156	227	292	317	178	435	0	1739
		Female	43	15	18	51	64	92	128	171	98	341	1	1022
		Total	81	20	41	119	220	319	420	488	276	776	1	2761
84	22 - OTHER VIRAL HEPATITIS (Jaundic	Male	10	1	5	7	28	48	67	47	16	36	0	265
		Female	3	1	5	10	9	10	17	17	13	28	0	113
		Total	13	2	10	17	37	58	84	64	29	64	0	378

TABLE D-11 : DEATHS BY CAUSE OF DEATH, AGE,AND SEX FOR MEDICALLY CERTIFIED DEATH - 2022

Sl.No	Cause of Death	Sex	Age of the Deceased										Age Not Stated	Total
			Below 1 Year	1-4	5-14	15-24	25-34	35-44	45-54	55-64	65-69	70 & Above		
1	2	3	4	5	6	7	8	9	10	11	12	13	14	15
85	23 - DISEASES OF THE LIVER	Male	10	8	20	77	375	874	825	458	155	234	0	3036
		Female	12	10	18	41	33	63	103	115	67	106	0	568
		Total	22	18	38	118	408	937	928	573	222	340	0	3604
86	24 - GASTRIC AND DUODENAL ULCER	Male	1	0	2	6	16	33	51	36	23	68	0	236
		Female	2	1	1	3	8	10	13	18	16	36	0	108
		Total	3	1	3	9	24	43	64	54	39	104	0	344
87	25 - DISEASES OF APPENDIX	Male	3	0	0	2	2	3	4	7	3	7	0	31
		Female	2	1	0	1	1	2	1	4	1	4	0	17
		Total	5	1	0	3	3	5	5	11	4	11	0	48
88	26 - Genital Urinary system	Male	1	0	0	1	4	12	17	15	14	26	0	90
		Female	1	0	1	1	4	5	9	3	12	25	0	61
		Total	2	0	1	2	8	17	26	18	26	51	0	151
89	27 - SPONTANEOUS ABORTION	Male	0	0	0	0	0	0	0	0	0	0	0	0
		Female	0	0	0	25	47	18	23	0	0	0	0	113
		Total	0	0	0	25	47	18	23	0	0	0	0	113
90	28 - OBSTRUCTED LABOUR	Male	0	0	0	0	0	0	0	0	0	0	0	0
		Female	0	0	0	30	47	13	22	0	0	0	0	112
		Total	0	0	0	30	47	13	22	0	0	0	0	112
91	29 - BIRTH TRAUMA	Male	768	0	1	0	0	0	0	0	0	0	0	769
		Female	1056	0	0	0	0	0	0	0	0	0	0	1056
		Total	1824	0	1	0	0	0	0	0	0	0	0	1825
92	30 - CEREBROVASCULAR DISEASES	Male	0	0	0	0	130	290	456	484	280	638	0	2278
		Female	0	0	0	0	49	107	154	236	146	491	0	1183
		Total	0	0	0	0	179	397	610	720	426	1129	0	3461
93	31 - SENILITY	Male	0	0	0	0	0	0	0	3	189	600	1	793
		Female	0	0	0	0	0	0	0	0	133	847	0	980
		Total	0	0	0	0	0	0	0	3	322	1447	1	1773
94	32 - Others not else where classifi	Male	0	0	1	16	19	19	18	36	11	92	0	212
		Female	1	0	2	4	3	4	9	25	6	91	0	145
		Total	1	0	3	20	22	23	27	61	17	183	0	357
95	33 - BITES OF SNAKES AND OTHER VENO	Male	0	2	6	13	16	35	52	54	14	28	0	220
		Female	0	0	8	8	9	14	12	19	9	36	0	115
		Total	0	2	14	21	25	49	64	73	23	64	0	335
96	34 - BURNS AND CORROSIONS	Male	7	17	18	61	112	98	116	85	32	88	0	634
		Female	3	13	24	47	58	51	57	60	40	93	1	447
		Total	10	30	42	108	170	149	173	145	72	181	1	1081

TABLE D-11 : DEATHS BY CAUSE OF DEATH, AGE, AND SEX FOR MEDICALLY CERTIFIED DEATH - 2022

Sl.No	Cause of Death	Sex	Age of the Deceased										Age Not Stated	Total
			Below 1 Year	1-4	5-14	15-24	25-34	35-44	45-54	55-64	65-69	70 & Above		
1	2	3	4	5	6	7	8	9	10	11	12	13	14	15
97	35 - ACCIDENTAL FALLS	Male	1	3	15	156	234	206	175	121	58	71	0	1040
		Female	3	3	7	18	29	30	40	28	8	49	1	216
		Total	4	6	22	174	263	236	215	149	66	120	1	1256
98	36 - POISONINGS BY DRUGS AND BIOLOG	Male	2	3	8	162	294	288	218	163	60	90	0	1288
		Female	0	1	13	149	91	83	53	31	12	22	0	455
		Total	2	4	21	311	385	371	271	194	72	112	0	1743
99	37 - MOTOR VEHICLE TRAFFIC ACCIDENT	Male	2	0	3	87	107	97	86	53	28	37	0	500
		Female	0	0	3	7	6	11	16	14	3	5	0	65
		Total	2	0	6	94	113	108	102	67	31	42	0	565
100	38 - OTHER ROAD VEHICLE ACCIDENTS	Male	2	1	9	117	196	188	143	137	51	74	0	918
		Female	3	0	3	17	11	30	32	29	17	33	0	175
		Total	5	1	12	134	207	218	175	166	68	107	0	1093
101	39 - INTENTIONAL SELF-HARM(SUICIDE-	Male	0	0	7	95	145	134	86	59	14	24	0	564
		Female	0	0	3	73	71	43	16	18	4	11	0	239
		Total	0	0	10	168	216	177	102	77	18	35	0	803
102	40 - ASSAULT(HOMICIDE)	Male	0	0	0	13	22	15	14	10	4	10	0	88
		Female	0	0	0	2	6	7	3	5	3	6	0	32
		Total	0	0	0	15	28	22	17	15	7	16	0	120
103	41 - Not Stated	Male	0	0	0	0	0	0	0	0	0	0	0	0
		Female	0	0	0	0	0	0	0	0	0	0	0	0
		Total	0	0	0	0	0	0	0	0	0	0	0	0
104	42 - Viral Fever	Male	10	3	8	17	48	100	32	31	21	51	0	321
		Female	3	0	4	10	29	61	20	22	7	54	0	210
		Total	13	3	12	27	77	161	52	53	28	105	0	531
105	43 - RENAL FAILURE and OTHER DISORD	Male	40	4	21	71	213	437	618	731	369	919	2	3425
		Female	23	2	23	51	78	165	273	340	224	548	0	1727
		Total	63	6	44	122	291	602	891	1071	593	1467	2	5152
106	44 - SEPTICAEMIA	Male	29	51	67	132	367	804	1053	1193	644	1552	2	5894
		Female	20	37	56	133	201	274	510	664	413	1125	3	3436
		Total	49	88	123	265	568	1078	1563	1857	1057	2677	5	9330
STATE TOTAL		Male	4470	359	702	2448	5868	10297	14641	16604	8713	24243	45	88390
		Female	3174	315	620	1657	2372	3648	6396	9221	5719	19893	99	53114
		Total	7644	674	1322	4105	8240	13945	21037	25825	14432	44136	144	141504

TABLE D-12 : INFANT DEATHS BY PLACE OF OCCURENCE, DISTRICTS (RURAL & URBAN) AND TOWNS WITH POPULATION ONE LAKH AND ABOVE - 2022

Sl. No	Districts		Deaths by Place of Occurrence			Place of Residence of Mother		Place of Residence Outside the State
			Male	Female	Total	Within the Area	Outside the Area	
1	2		3	4	5	6	7	8
1	Bagalkot	URBAN	51	37	88	56	30	2
		RURAL	1	1	2	2	0	0
		TOTAL	52	38	90	58	30	2
Towns with Population one lakh and above								
	Bagalkot (CMC)		36	29	65	36	27	2
2	Ballari	URBAN	344	273	617	389	138	90
		RURAL	0	2	2	2	0	0
		TOTAL	344	275	619	391	138	90
Towns with Population one lakh and above								
	Ballari		342	272	614	387	137	90
3	Belagavi	URBAN	285	218	503	439	42	23
		RURAL	4	5	9	9	0	0
		TOTAL	289	223	512	448	42	23
Towns with Population one lakh and above								
	Belgaum (M Corp. + OG)		197	169	366	319	33	15
4	Bengaluru	URBAN	896	562	1458	804	466	212
		RURAL	15	11	26	16	7	5
		TOTAL	911	573	1484	820	473	217
Towns with Population one lakh and above								
	BBMP		832	521	1353	746	441	184
5	Bengaluru Rural	URBAN	12	10	22	22	0	0
		RURAL	0	0	0	0	0	0
		TOTAL	12	10	22	22	0	0
6	Bidar	URBAN	167	141	308	255	34	35
		RURAL	0	0	0	0	0	0
		TOTAL	167	141	308	255	34	35
Towns with Population one lakh and above								
	Bidar (CMC + OG)		167	141	308	255	34	35
7	Chamarajanagar	URBAN	25	25	50	47	3	0
		RURAL	5	4	9	7	2	0
		TOTAL	30	29	59	54	5	0
8	Chikkaballapura	URBAN	51	24	75	58	12	5
		RURAL	2	0	2	2	0	0
		TOTAL	53	24	77	60	12	5
9	Chikkamagaluru	URBAN	2	5	7	6	1	0
		RURAL	2	1	3	2	1	0
		TOTAL	4	6	10	8	2	0
Towns with Population one lakh and above								
	Chikmagalur (CMC)		2	0	2	2	0	0
10	Chitradurga	URBAN	115	77	192	165	26	2
		RURAL	1	1	2	2	0	0
		TOTAL	116	78	194	167	26	2
Towns with Population one lakh and above								
	Chitradurga (CMC + OG)		115	76	191	164	26	2
11	Dakshina Kannada	URBAN	238	159	397	235	157	93
		RURAL	3	7	10	9	1	1
		TOTAL	241	166	407	244	158	94
Towns with Population one lakh and above								
	Mangalore (M Corp. + OG)		205	133	338	194	139	81
12	Davanagere	URBAN	351	221	572	231	339	2
		RURAL	1	1	2	2	0	0
		TOTAL	352	222	574	233	339	2

TABLE D-12 : INFANT DEATHS BY PLACE OF OCCURENCE, DISTRICTS (RURAL & URBAN) AND TOWNS WITH POPULATION ONE LAKH AND ABOVE - 2022

Sl. No	Districts		Deaths by Place of Occurrence			Place of Residence of Mother		Place of Residence Outside the State
			Male	Female	Total	Within the Area	Outside the Area	
1	2		3	4	5	6	7	8
	Towns with Population one lakh and above							
	Davanagere (M Corp.)		349	220	569	230	337	2
13	Dharwad	URBAN	406	274	680	331	346	4
		RURAL	3	1	4	4	0	0
		TOTAL	409	275	684	335	346	4
	Towns with Population one lakh and above							
	Hubli-Dharwad (M Corp.)		406	273	679	330	346	4
14	Gadag	URBAN	150	134	284	185	99	0
		RURAL	1	0	1	1	0	0
		TOTAL	151	134	285	186	99	0
	Towns with Population one lakh and above							
	Gadag-Betigeri (CMC)		150	130	280	182	98	0
15	Hassan	URBAN	147	102	249	170	79	0
		RURAL	0	2	2	1	1	0
		TOTAL	147	104	251	171	80	0
	Towns with Population one lakh and above							
	Hassan (CMC + OG)		146	102	248	169	79	0
16	Haveri	URBAN	41	26	67	60	7	0
		RURAL	1	0	1	1	0	0
		TOTAL	42	26	68	61	7	0
	Towns with Population one lakh and above							
	Ranibennur (CMC)		28	11	39	36	3	0
17	Kalaburagi	URBAN	152	118	270	223	46	2
		RURAL	16	6	22	16	6	0
		TOTAL	168	124	292	239	52	2
	Towns with Population one lakh and above							
	Kalaburgi		152	117	269	222	46	2
18	Kodagu	URBAN	22	5	27	21	5	1
		RURAL	5	2	7	7	0	0
		TOTAL	27	7	34	28	5	1
19	Kolar	URBAN	97	80	177	148	28	3
		RURAL	0	1	1	1	0	0
		TOTAL	97	81	178	149	28	3
	Towns with Population one lakh and above							
	Kolar		97	80	177	148	28	3
	Robertson Pet (CMC + OG)		0	0	0	0	0	0
20	Koppal	URBAN	6	8	14	11	3	0
		RURAL	1	0	1	1	0	0
		TOTAL	7	8	15	12	3	0
	Towns with Population one lakh and above							
	Gangawati (CMC + OG)		2	1	3	2	1	0
21	Mandya	URBAN	101	63	164	117	46	1
		RURAL	1	3	4	4	0	0
		TOTAL	102	66	168	121	46	1
	Towns with Population one lakh and above							
	Mandya (CMC)		88	55	143	108	34	1
22	Mysuru	URBAN	512	376	888	554	334	2
		RURAL	3	0	3	3	0	0
		TOTAL	515	376	891	557	334	2
	Towns with Population one lakh and above							
	Mysuru		510	372	882	548	334	2

TABLE D-12 : INFANT DEATHS BY PLACE OF OCCURENCE, DISTRICTS (RURAL & URBAN) AND TOWNS WITH POPULATION ONE LAKH AND ABOVE - 2022

Sl. No	Districts		Deaths by Place of Occurrence			Place of Residence of Mother		Place of Residence Outside the State
			Male	Female	Total	Within the Area	Outside the Area	
1	2		3	4	5	6	7	8
23	Raichur	URBAN	21	15	36	30	6	1
		RURAL	1	0	1	1	0	0
		TOTAL	22	15	37	31	6	1
	Towns with Population one lakh and above							
	Raichur (CMC)		20	15	35	29	6	1
24	Ramanagara	URBAN	6	0	6	4	2	0
		RURAL	3	4	7	5	2	0
		TOTAL	9	4	13	9	4	0
25	Shivamogga	URBAN	243	206	449	242	207	0
		RURAL	2	2	4	3	1	0
		TOTAL	245	208	453	245	208	0
	Towns with Population one lakh and above							
	Bhadravati (CMC)		3	3	6	3	3	0
	Shimoga (CMC)		239	203	442	238	204	0
26	Tumakuru	URBAN	46	28	74	64	5	6
		RURAL	1	6	7	7	0	0
		TOTAL	47	34	81	71	5	6
	Towns with Population one lakh and above							
	Tumakuru (CMC)		44	25	69	60	4	6
27	Udupi	URBAN	83	43	126	56	69	1
		RURAL	0	3	3	3	0	0
		TOTAL	83	46	129	59	69	1
	Towns with Population one lakh and above							
	Udupi (CMC + OG)		83	41	124	54	69	1
28	Uttara Kannada	URBAN	35	23	58	45	12	1
		RURAL	9	9	18	17	1	0
		TOTAL	44	32	76	62	13	1
29	VIJAYANAGARA	URBAN	2	3	5	3	2	0
		RURAL	0	1	1	1	0	0
		TOTAL	2	4	6	4	2	0
	Towns with Population one lakh and above							
	Hospet (CMC)		0	0	0	0	0	0
30	Vijayapura	URBAN	202	107	309	306	2	1
		RURAL	4	11	15	14	1	0
		TOTAL	206	118	324	320	3	1
	Towns with Population one lakh and above							
	Vijayapura		201	107	308	305	2	1
31	Yadgir	URBAN	0	2	2	1	1	0
		RURAL	2	7	9	9	0	0
		TOTAL	2	9	11	10	1	0
	STATE	URBAN	4809	3365	8174	5278	2547	487
		RURAL	87	91	178	152	23	6
		TOTAL	4896	3456	8352	5430	2570	493

TABLE D-13 : INFANTS DEATHS BY PLACE OF RESIDENCE, DISTRICTS (RURAL & URBAN) AND TOWNS WITH POPULATION ONE LAKH AND ABOVE - 2022

Sl. No	Districts		Deaths by Place of Residence of Mother			Infant Mortality Rate	Place of Ocuence	
			Male	Female	Total		Within the Area	Outside the Area
1	2		3	4	5	6	7	8
1	Bagalkot	URBAN	23	13	36	3.70	14	22
		RURAL	53	29	82	3.04	42	40
		TOTAL	76	42	118	3.22	56	62
	Towns with Population one lakh and above							
	Bagalkot (CMC)		6	5	11	5.56	5	6
2	Ballari	URBAN	109	96	205	17.65	152	53
		RURAL	131	101	232	11.50	223	9
		TOTAL	240	197	437	13.74	375	62
	Towns with Population one lakh and above							
	Ballari		68	66	134	16.17	124	10
3	Belagavi	URBAN	113	78	191	9.07	162	29
		RURAL	214	155	369	6.41	286	83
		TOTAL	327	233	560	7.12	448	112
	Towns with Population one lakh and above							
	Belgaum (M Corp. + OG)		81	56	137	13.2	123	14
4	Bengaluru	URBAN	448	295	743	6.86	720	23
		RURAL	61	33	94	4.37	82	12
		TOTAL	509	328	837	6.45	802	35
	Towns with Population one lakh and above							
	BBMP		497	328	825	7.42	663	162
5	Bengaluru Rural	URBAN	22	19	41	7.47	21	20
		RURAL	20	13	33	3.75	1	32
		TOTAL	42	32	74	5.18	22	52
6	Bidar	URBAN	44	36	80	7.63	71	9
		RURAL	108	92	200	7.89	184	16
		TOTAL	152	128	280	7.81	255	25
	Towns with Population one lakh and above							
	Bidar (CMC + OG)		22	21	43	16.45	41	2
7	Chamarajanagar	URBAN	41	40	81	29.15	14	67
		RURAL	83	63	146	19.22	40	106
		TOTAL	124	103	227	21.88	54	173
8	Chikkaballapura	URBAN	32	19	51	11.47	8	43
		RURAL	69	39	108	5.64	52	56
		TOTAL	101	58	159	6.74	60	99
9	Chikkamagaluru	URBAN	30	29	59	14.75	2	57
		RURAL	36	28	64	7.03	5	59
		TOTAL	66	57	123	9.38	7	116
	Towns with Population one lakh and above							
	Chikmagalur (CMC)		2	1	3	2.36	0	3
10	Chitradurga	URBAN	60	37	97	18.90	32	65
		RURAL	146	109	255	11.08	134	121
		TOTAL	206	146	352	12.51	166	186
	Towns with Population one lakh and above							
	Chitradurga (CMC + OG)		14	7	21	9.89	21	0
11	Dakshina Kannada	URBAN	58	45	103	7.94	97	6
		RURAL	82	71	153	9.90	147	6
		TOTAL	140	116	256	9.01	244	12
	Towns with Population one lakh and above							
	Mangalore (M Corp. + OG)		45	33	78	9.94	73	5
12	Davanagere	URBAN	105	64	169	16.82	113	56
		RURAL	109	70	179	10.85	119	60
		TOTAL	214	134	348	13.11	232	116

TABLE D-13 : INFANTS DEATHS BY PLACE OF RESIDENCE, DISTRICTS (RURAL & URBAN) AND TOWNS WITH POPULATION ONE LAKH AND ABOVE - 2022

Sl. No	Districts	Deaths by Place of Residence of Mother			Infant Mortality Rate	Place of Ocuence	
		Male	Female	Total		Within the Area	Outside the Area
1	2	3	4	5	6	7	8
	Towns with Population one lakh and above						
	Davanagere (M Corp.)	132	87	219	28.54	97	122
13	Dharwad	72	59	131	11.00	116	15
		141	112	253	13.43	216	37
		213	171	384	12.49	332	52
	Towns with Population one lakh and above						
	Hubli-Dharwad (M Corp.)	78	75	153	13.22	104	49
14	Gadag	49	41	90	16.57	59	31
		99	69	168	12.66	126	42
		148	110	258	13.80	185	73
	Towns with Population one lakh and above						
	Gadag-Betigeri (CMC)	26	27	53	23.18	35	18
15	Hassan	23	26	49	7.92	35	14
		94	78	172	10.28	135	37
		117	104	221	9.64	170	51
	Towns with Population one lakh and above						
	Hassan (CMC + OG)	24	21	45	12.85	26	19
16	Haveri	48	45	93	15.00	17	76
		117	72	189	9.56	44	145
		165	117	282	10.86	61	221
	Towns with Population one lakh and above						
	Ranibennur (CMC)	9	2	11	7.33	6	5
17	Kalaburagi	71	64	135	5.55	121	14
		87	52	139	3.64	112	27
		158	116	274	4.38	233	41
	Towns with Population one lakh and above						
	Kalaburgi	55	52	107	6.23	98	9
18	Kodagu	10	4	14	9.55	6	8
		26	9	35	5.68	22	13
		36	13	49	6.42	28	21
19	Kolar	51	42	93	10.61	81	12
		48	30	78	5.93	60	18
		99	72	171	7.80	141	30
	Towns with Population one lakh and above						
	Kolar	42	37	79	18.21	69	10
	Robertson Pet (CMC + OG)	0	4	4	2.35	4	0
20	Koppal	22	19	41	6.86	4	37
		36	24	60	2.59	7	53
		58	43	101	3.46	11	90
	Towns with Population one lakh and above						
	Gangawati (CMC + OG)	7	2	9	4.5	0	9
21	Mandya	45	30	75	15.36	24	51
		99	65	164	9.61	93	71
		144	95	239	10.89	117	122
	Towns with Population one lakh and above						
	Mandya (CMC)	9	10	19	16.7	18	1
22	Mysuru	194	147	341	17.10	321	20
		150	103	253	13.92	235	18
		344	250	594	15.59	556	38
	Towns with Population one lakh and above						
	Mysuru	233	178	411	20.95	292	119
23	Raichur	31	18	49	4.54	16	33

TABLE D-13 : INFANTS DEATHS BY PLACE OF RESIDENCE, DISTRICTS (RURAL & URBAN) AND TOWNS WITH POPULATION ONE LAKH AND ABOVE - 2022

Sl. No	Districts		Deaths by Place of Residence of Mother			Infant Mortality Rate	Place of Ocuence	
			Male	Female	Total		Within the Area	Outside the Area
1	2		3	4	5	6	7	8
		RURAL	37	27	64	1.73	15	49
		TOTAL	68	45	113	2.37	31	82
	Towns with Population one lakh and above							
	Raichur (CMC)		15	6	21	4.13	12	9
24	Ramanagara							
		URBAN	26	16	42	9.62	1	41
		RURAL	31	18	49	5.21	8	41
		TOTAL	57	34	91	6.61	9	82
25	Shivamogga							
		URBAN	82	65	147	12.68	124	23
		RURAL	75	61	136	10.62	120	16
		TOTAL	157	126	283	11.60	244	39
	Towns with Population one lakh and above							
	Bhadravati (CMC)		3	2	5	2.63	5	0
	Shimoga (CMC)		108	85	193	28.78	106	87
26	Tumakuru							
		URBAN	40	26	66	6.64	24	42
		RURAL	83	48	131	5.11	47	84
		TOTAL	123	74	197	5.54	71	126
	Towns with Population one lakh and above							
	Tumakuru (CMC)		14	11	25	6.29	20	5
27	Udupi							
		URBAN	40	19	59	11.63	50	9
		RURAL	14	9	23	2.91	9	14
		TOTAL	54	28	82	6.32	59	23
	Towns with Population one lakh and above							
	Udupi (CMC + OG)		81	44	125	26.42	50	75
28	Uttara Kannada							
		URBAN	56	37	93	16.66	20	73
		RURAL	43	35	78	5.92	41	37
		TOTAL	99	72	171	9.11	61	110
29	Vijayanagara							
		URBAN	34	32	66	10.38	4	62
		RURAL	86	49	135	7.11	2	133
		TOTAL	120	81	201	7.93	6	195
	Towns with Population one lakh and above							
	Hospet (CMC)		1	3	4	1.47	0	4
30	Vijayapura							
		URBAN	84	60	144	10.92	127	17
		RURAL	103	55	158	4.83	139	19
		TOTAL	187	115	302	6.58	266	36
	Towns with Population one lakh and above							
	Vijayapura		64	46	110	16.45	107	3
31	Yadgir							
		URBAN	18	11	29	5.16	1	28
		RURAL	28	18	46	1.95	8	38
		TOTAL	46	29	75	2.57	9	66
32	Others							
		URBAN	303	184	487	0	0	487
		RURAL	3	3	6	0	0	6
		TOTAL	306	187	493	0	0	493
	STATE							
		URBAN	2384	1716	4100	9.67	2557	1543
		RURAL	2512	1740	4252	6.88	2754	1498
		TOTAL	4896	3456	8352	7.93	5311	3041

TABLE D-14 INFANT DEATHS BY AGE AND SEX (RURAL & URBAN) - 2022

SL.No.	Age	Rural			Urban			All Area		
		Male	Female	Total	Male	Female	Total	Male	Female	Total
1	2	3	4	5	6	7	8	9	10	11
1	< 7 DAYS	22	26	48	2527	1772	4299	2549	1798	4347
2	7 DAYS - 28 DAYS	10	10	20	909	577	1486	919	587	1506
3	28 DAYS - 1 YEARS	55	55	110	1373	1016	2389	1428	1071	2499
4	Age Not Stated	0	0	0	0	0	0	0	0	0
Total		87	91	178	4809	3365	8174	4896	3456	8352

**TABLE D-15 : PREGNANCY RELATED DEATHS BY AGE GROUP OF THE DECEASED AND CAUSE OF DEATH FOR MEDICALLY CERTIFIED DEATH (RURAL & URBAN)
- 2022**

Cause of Death	Age of the Deceased									Total	
	Below 15	15-19	20-24	25-29	30-34	35-39	40-44	45 & Above	Not Stated		
	1	2	3	4	5	6	7	8	9		10
RURAL											
27 - SPONTANEOUS ABORTION	0	0	0	0	0	1	0	0	0	0	1
28 - OBSTRUCTED LABOUR	0	0	1	1	1	0	0	0	0	0	3
Total	0	0	1	1	1	1	0	0	0	0	4
URBAN											
27 - SPONTANEOUS ABORTION	0	3	21	17	28	11	5	20	0	0	105
28 - OBSTRUCTED LABOUR	0	3	10	16	3	5	2	19	0	0	58
Total	0	6	31	33	31	16	7	39	0	0	163
STATE TOTAL											
27 - SPONTANEOUS ABORTION	0	3	21	17	28	12	5	20	0	0	106
28 - OBSTRUCTED LABOUR	0	3	11	17	4	5	2	19	0	0	61
Total	0	6	32	34	32	17	7	39	0	0	167

TABLE D-16 : PREGNANCY RELATED DEATHS BY AGE GROUP OF THE DECEASED AND CAUSE OF DEATH FOR DEATHS MEDICALLY CERTIFIED OR NOT (RURAL & URBAN) - 2022

Cause of Death	Age of the Deceased									Total
	Below 15	15-19	20-24	25-29	30-34	35-39	40-44	45 & Above	Not Stated	
1	2	3	4	5	6	7	8	9	10	11
URBAN										
27 - SPONTANEOUS ABORTION	0	3	21	17	28	11	5	20	0	105
28 - OBSTRUCTED LABOUR	0	3	10	16	3	5	2	19	0	58
Total	0	6	31	33	31	16	7	39	0	163
RURAL										
27 - SPONTANEOUS ABORTION	0	0	0	0	0	1	0	0	0	1
28 - OBSTRUCTED LABOUR	0	0	1	1	1	0	0	0	0	3
Total	0	0	1	1	1	1	0	0	0	4
STATE TOTAL										
27 - SPONTANEOUS ABORTION	0	3	21	17	28	12	5	20	0	106
28 - OBSTRUCTED LABOUR	0	3	11	17	4	5	2	19	0	61
Total	0	6	32	34	32	17	7	39	0	167

TABLE D-18 : PREGNANCY RELATED DEATHS BY AGE OCCUPATION (RURAL & URBAN) - 2022

SL. NO.	Occupation of the Deceased	Age of the Deceased									Total
		Below 15	15-19	20-24	25-29	30-34	35-39	40-44	45 & Above	Not Stated	
1	2	3	4	5	6	7	8	9	10	11	12
	URBAN										
1	Administrative executive & Managerial Workers	0	0	0	0	0	0	0	0	0	0
2	Clerical & Related workers	0	0	0	0	0	0	0	0	0	0
3	Farmers,Fisherman,etc and related workers	0	2	3	2	3	1	1	3	0	15
4	Non-workers	0	4	25	29	19	11	6	33	0	127
5	Not-Notated	0	0	1	0	0	1	0	0	0	2
6	production and other related workers	0	0	0	0	0	0	0	0	0	0
7	Professional,Technical & Related workers	0	0	0	0	1	0	0	1	0	2
8	Sales Workers	0	0	0	0	0	0	0	0	0	0
9	Service Workers	0	0	2	0	2	1	0	0	0	5
10	Workers whose occupations not elsewhere classified	0	0	0	2	6	2	0	2	0	12
	Total	0	6	31	33	31	16	7	39	0	163
	RURAL										
1	Administrative executive & Managerial Workers	0	0	0	0	0	0	0	0	0	0
2	Clerical & Related workers	0	0	0	0	0	0	0	0	0	0
3	Farmers,Fisherman,etc and related workers	0	0	1	0	0	0	0	0	0	1
4	Non-workers	0	0	0	1	1	1	0	0	0	3
5	Not-Notated	0	0	0	0	0	0	0	0	0	0
6	production and other related workers	0	0	0	0	0	0	0	0	0	0
7	Professional,Technical & Related workers	0	0	0	0	0	0	0	0	0	0
8	Sales Workers	0	0	0	0	0	0	0	0	0	0
9	Service Workers	0	0	0	0	0	0	0	0	0	0
10	Workers whose occupations not elsewhere classified	0	0	0	0	0	0	0	0	0	0
	Total	0	0	1	1	1	1	0	0	0	4
	STATE TOTAL										
1	Administrative executive & Managerial Workers	0	0	0	0	0	0	0	0	0	0
2	Clerical & Related workers	0	0	0	0	0	0	0	0	0	0
3	Farmers,Fisherman,etc and related workers	0	2	4	2	3	1	1	3	0	16
4	Non-workers	0	4	25	30	20	12	6	33	0	130
5	Not-Notated	0	0	1	0	0	1	0	0	0	2
6	production and other related workers	0	0	0	0	0	0	0	0	0	0
7	Professional,Technical & Related workers	0	0	0	0	1	0	0	1	0	2
8	Sales Workers	0	0	0	0	0	0	0	0	0	0
9	Service Workers	0	0	2	0	2	1	0	0	0	5
10	Workers whose occupations not elsewhere classified	0	0	0	2	6	2	0	2	0	12
	Total	0	6	32	34	32	17	7	39	0	167

TABLE D-19 DEATHS BY SELECTED CAUSE OF DEATH, AGE, SEX AND HABITS-(RURAL) - 2022

Sl. No	Cause ID	Selected cause of death	Sex	Age of the Diseased									Total
				Below 15	15-24	25-34	35-44	45-54	55-64	65-69	70 & above	Age not Stated	
1	2	3	4	5	6	7	8	9	10	11	12	13	14
		Only smoking											
1	2	TYPHOID FEVER AND PARATYPHOID	Male	0	0	0	1	4	3	1	1	0	10
			Female	0	0	0	0	0	1	0	0	0	1
			Total	0	0	0	1	4	4	1	1	0	11
2	3	FOOD POISONING	Male	0	1	0	0	0	0	1	1	0	3
			Female	0	0	0	0	0	0	0	0	0	0
			Total	0	1	0	0	0	0	1	1	0	3
3	4	DIARRHOEA AND GASTROENTERITIS	Male	0	0	1	2	1	3	2	2	0	11
			Female	0	0	0	0	0	0	0	0	0	0
			Total	0	0	1	2	1	3	2	2	0	11
4	5	RESPIRATORY TUBERCULOSIS	Male	0	0	5	11	21	24	5	21	0	87
			Female	0	0	0	0	0	0	0	0	0	0
			Total	0	0	5	11	21	24	5	21	0	87
5	12	RABIES	Male	0	0	0	0	0	1	0	0	0	1
			Female	0	0	0	0	0	0	0	0	0	0
			Total	0	0	0	0	0	1	0	0	0	1
6	14	OTHER AND UNSPECIFIED NEOPLASM	Male	0	0	4	8	29	23	13	18	1	96
			Female	0	0	0	0	2	1	0	1	0	4
			Total	0	0	4	8	31	24	13	19	1	100
7	15	DIABETES MELLITUS	Male	0	1	1	13	22	26	8	24	0	95
			Female	0	0	0	0	0	0	0	1	0	1
			Total	0	1	1	13	22	26	8	25	0	96
8	16	OTHER ANAEMIAS(D50-D55,D57-D64)	Male	0	0	5	7	4	6	2	5	0	29
			Female	0	0	0	0	0	0	0	0	0	0
			Total	0	0	5	7	4	6	2	5	0	29
9	18	OTHER FORMS OF HEART DISEASES	Male	0	0	26	57	110	164	33	186	1	577
			Female	0	0	0	0	0	3	1	4	0	8
			Total	0	0	26	57	110	167	34	190	1	585
10	19	PNEUMONIA	Male	0	1	8	33	40	44	25	44	0	195
			Female	0	0	0	0	0	0	0	1	0	1
			Total	0	1	8	33	40	44	25	45	0	196
11	20	INFLUENZA	Male	0	0	0	0	0	1	0	0	0	1
			Female	0	0	0	0	0	0	0	0	0	0
			Total	0	0	0	0	0	1	0	0	0	1
12	21	ASTHMA	Male	0	0	1	16	41	66	26	103	0	253
			Female	0	0	0	0	1	1	0	6	0	8
			Total	0	0	1	16	42	67	26	109	0	261
13	22	OTHER VIRAL HEPATITIS (Jaundic	Male	0	0	3	0	1	2	0	1	0	7
			Female	0	0	1	0	0	0	0	0	0	1
			Total	0	0	4	0	1	2	0	1	0	8
14	23	DISEASES OF THE LIVER	Male	0	3	39	81	85	44	18	17	0	287
			Female	0	0	0	1	1	3	0	1	0	6
			Total	0	3	39	82	86	47	18	18	0	293
15	24	GASTRIC AND DUODENAL ULCER	Male	0	0	0	3	3	4	5	6	0	21
			Female	0	0	0	0	0	0	0	0	0	0
			Total	0	0	0	3	3	4	5	6	0	21
16	25	DISEASES OF APPENDIX	Male	0	1	0	3	1	0	0	0	0	5
			Female	0	0	0	0	0	0	0	0	0	0
			Total	0	1	0	3	1	0	0	0	0	5
17	26	Genital Urinary system	Male	0	0	0	2	0	1	0	0	0	3
			Female	0	0	0	0	0	0	0	0	0	0
			Total	0	0	0	2	0	1	0	0	0	3
18	30	CEREBROVASCULAR DISEASES	Male	0	0	3	11	18	18	16	19	0	85
			Female	0	0	0	1	1	0	0	2	0	4
			Total	0	0	3	12	19	18	16	21	0	89

TABLE D-19 DEATHS BY SELECTED CAUSE OF DEATH, AGE, SEX AND HABITS-(RURAL) - 2022

Sl. No	Cause ID	Selected cause of death	Sex	Age of the Diseased									Total
				Below 15	15-24	25-34	35-44	45-54	55-64	65-69	70 & above	Age not Stated	
1	2	3	4	5	6	7	8	9	10	11	12	13	14
19	31	SENILITY	Male	0	0	0	0	0	6	89	202	0	297
			Female	0	0	0	0	0	0	1	8	0	9
			Total	0	0	0	0	0	6	90	210	0	306
20	32	Others not else where classifi	Male	0	0	6	10	2	18	3	30	0	69
			Female	0	0	0	0	0	0	0	4	0	4
			Total	0	0	6	10	2	18	3	34	0	73
21	33	BITES OF SNAKES AND OTHER VENO	Male	0	0	2	2	2	4	0	0	0	10
			Female	0	0	0	0	0	0	0	0	0	0
			Total	0	0	2	2	2	4	0	0	0	10
22	34	BURNS AND CORROSIONS	Male	0	0	1	4	2	1	2	1	0	11
			Female	0	0	0	0	0	0	0	1	0	1
			Total	0	0	1	4	2	1	2	2	0	12
23	35	ACCIDENTAL FALLS	Male	0	0	1	3	4	4	0	2	0	14
			Female	0	0	0	0	0	0	0	0	0	0
			Total	0	0	1	3	4	4	0	2	0	14
24	36	POISONINGS BY DRUGS AND BIOLOG	Male	0	3	9	19	16	21	9	9	0	86
			Female	0	0	1	0	0	0	0	0	0	1
			Total	0	3	10	19	16	21	9	9	0	87
25	37	MOTOR VEHICLE TRAFFIC ACCIDENT	Male	0	1	2	6	6	3	1	1	0	20
			Female	0	0	0	0	0	0	0	0	0	0
			Total	0	1	2	6	6	3	1	1	0	20
26	38	OTHER ROAD VEHICLE ACCIDENTS	Male	0	2	8	9	10	13	3	7	0	52
			Female	0	0	0	0	0	0	0	1	0	1
			Total	0	2	8	9	10	13	3	8	0	53
27	39	INTENTIONAL SELF-HARM(SUICIDE-	Male	0	3	7	15	11	5	1	2	0	44
			Female	0	0	0	0	0	0	0	0	0	0
			Total	0	3	7	15	11	5	1	2	0	44
28	40	ASSAULT(HOMICIDE)	Male	0	0	3	3	1	1	0	0	0	8
			Female	0	0	0	0	0	0	0	0	0	0
			Total	0	0	3	3	1	1	0	0	0	8
29	41	Not Stated	Male	0	0	0	1	0	0	0	0	0	1
			Female	0	0	0	0	0	0	0	0	0	0
			Total	0	0	0	1	0	0	0	0	0	1
30	42	Viral Fever	Male	0	0	2	6	1	1	2	0	0	12
			Female	0	0	0	0	0	0	0	0	0	0
			Total	0	0	2	6	1	1	2	0	0	12
31	43	RENAL FAILURE and OTHER DISORD	Male	0	1	11	43	49	37	14	37	1	193
			Female	0	0	0	2	0	0	0	0	0	2
			Total	0	1	11	45	49	37	14	37	1	195
32	44	SEPTICAEMIA	Male	0	0	15	19	30	29	14	25	0	132
			Female	0	0	0	0	1	2	1	0	0	4
			Total	0	0	15	19	31	31	15	25	0	136
33	45	Syphillis	Male	0	0	1	1	0	0	0	0	0	2
			Female	0	0	0	0	0	0	0	0	0	0
			Total	0	0	1	1	0	0	0	0	0	2
34	46	COVID 19 VIRUS IDENTIFIED	Male	0	1	0	3	3	5	1	9	0	22
			Female	0	0	0	0	0	0	0	0	0	0
			Total	0	1	0	3	3	5	1	9	0	22
35	47	TUBERCULOSIS OF OTHER ORGANS A	Male	0	1	7	13	20	10	6	15	0	72
			Female	0	0	0	0	0	0	0	0	0	0
			Total	0	1	7	13	20	10	6	15	0	72
36	49	HUMAN IMMUNODEFICIENCY VIRUS[H	Male	0	0	0	0	7	3	0	0	0	10
			Female	0	0	0	0	0	0	0	0	0	0
			Total	0	0	0	0	7	3	0	0	0	10
37	50	MALIGNANT NEOPLASMS OF LIP, OR	Male	0	0	1	14	23	20	7	14	0	79

TABLE D-19 DEATHS BY SELECTED CAUSE OF DEATH, AGE, SEX AND HABITS-(RURAL) - 2022

Sl. No	Cause ID	Selected cause of death	Sex	Age of the Diseased									Total
				Below 15	15-24	25-34	35-44	45-54	55-64	65-69	70 & above	Age not Stated	
1	2	3	4	5	6	7	8	9	10	11	12	13	14
			Female	0	0	0	0	1	0	0	0	0	1
			Total	0	0	1	14	24	20	7	14	0	80
38	51	MALIGNANT NEOPLASM OF OESOPHAG	Male	0	0	0	2	5	8	5	7	0	27
			Female	0	0	0	0	0	0	0	0	0	0
			Total	0	0	0	2	5	8	5	7	0	27
39	52	MALIGNANT NEOPLASM OF STOMACH	Male	0	0	0	1	9	15	8	16	0	49
			Female	0	0	0	0	0	0	0	1	0	1
			Total	0	0	0	1	9	15	8	17	0	50
40	53	MALIGNANT NEOPLASMS OF LIVER A	Male	0	1	2	7	8	8	3	9	0	38
			Female	0	0	0	0	0	0	0	0	0	0
			Total	0	1	2	7	8	8	3	9	0	38
41	54	MALIGNANT NEOPLASMS OF LARYNX,	Male	0	0	3	9	12	32	12	32	0	100
			Female	0	0	0	0	0	0	0	0	0	0
			Total	0	0	3	9	12	32	12	32	0	100
42	55	MALIGNANT NEOPLASM OF BREAST	Male	0	0	0	0	0	0	0	0	0	0
			Female	0	0	0	0	1	0	0	0	0	1
			Total	0	0	0	0	1	0	0	0	0	1
43	57	MALIGNANT NEOPLASM OF PROSTATE	Male	0	0	0	0	1	3	1	5	0	10
			Female	0	0	0	0	0	0	0	0	0	0
			Total	0	0	0	0	1	3	1	5	0	10
44	58	MALIGNANT NEOPLASM OF BLADDER	Male	0	0	0	1	3	3	0	4	0	11
			Female	0	0	0	0	0	0	0	0	0	0
			Total	0	0	0	1	3	3	0	4	0	11
45	59	MALIGNANT NEOPLASMS OF MENINGE	Male	0	0	0	1	3	1	1	2	0	8
			Female	0	0	0	0	0	0	0	0	0	0
			Total	0	0	0	1	3	1	1	2	0	8
46	60	LEUKAEMIA	Male	0	0	2	1	0	2	2	1	0	8
			Female	0	0	0	0	0	0	0	0	0	0
			Total	0	0	2	1	0	2	2	1	0	8
47	61	OTHER PROTEIN-ENERGY MALNUTRIT	Male	0	0	0	1	3	1	1	2	0	8
			Female	0	0	0	0	0	0	0	0	0	0
			Total	0	0	0	1	3	1	1	2	0	8
48	63	SCHIZOPHRENIA, SCHIZOTYPAL & D	Male	0	0	0	0	1	0	0	0	0	1
			Female	0	0	0	0	0	0	0	0	0	0
			Total	0	0	0	0	1	0	0	0	0	1
49	64	OTHER INFLAMMATORY DISEASES OF	Male	0	0	3	3	1	3	0	0	0	10
			Female	0	0	0	0	0	0	0	0	0	0
			Total	0	0	3	3	1	3	0	0	0	10
50	65	EPILEPSY	Male	0	1	2	4	4	2	0	3	0	16
			Female	0	0	0	0	0	0	0	0	0	0
			Total	0	1	2	4	4	2	0	3	0	16
51	66	HYPERTENSIVE HEART DISEASES	Male	0	3	18	49	65	79	19	105	0	338
			Female	0	0	0	0	1	1	1	1	0	4
			Total	0	3	18	49	66	80	20	106	0	342
52	67	ACUTE MYOCARDIAL INFARCTION	Male	0	4	39	98	176	169	90	167	1	744
			Female	0	0	1	0	0	1	5	3	0	10
			Total	0	4	40	98	176	170	95	170	1	754
53	68	ARTERIAL EMBOLISM AND THROMBOS	Male	0	0	1	1	4	2	0	2	0	10
			Female	0	0	0	0	0	0	0	0	0	0
			Total	0	0	1	1	4	2	0	2	0	10
54	69	BRONCHITIS ,BRONCHIOLITIS and	Male	0	0	2	1	18	14	18	30	0	83
			Female	0	0	0	0	0	0	0	0	0	0
			Total	0	0	2	1	18	14	18	30	0	83
55	71	PARALYTIC ILEUS AND INTESTINAL	Male	0	0	1	7	17	24	20	33	0	102
			Female	0	0	0	0	0	0	0	0	0	0

TABLE D-19 DEATHS BY SELECTED CAUSE OF DEATH, AGE, SEX AND HABITS-(RURAL) - 2022

Sl. No	Cause ID	Selected cause of death	Sex	Age of the Diseased									Total
				Below 15	15-24	25-34	35-44	45-54	55-64	65-69	70 & above	Age not Stated	
1	2	3	4	5	6	7	8	9	10	11	12	13	14
			Total	0	0	1	7	17	24	20	33	0	102
56	72	PERITONITIS	Male	0	0	1	2	2	1	0	1	0	7
			Female	0	0	0	0	0	0	0	0	0	0
			Total	0	0	1	2	2	1	0	1	0	7
57	73	CHOLELITHIASIS AND CHOLECYSTIT	Male	0	0	3	4	2	1	2	2	0	14
			Female	0	0	0	0	0	1	0	0	0	1
			Total	0	0	3	4	2	2	2	2	0	15
58	74	DISORDERS OF THE PANCREAS	Male	0	0	1	2	2	2	1	3	0	11
			Female	0	0	0	0	0	0	0	0	0	0
			Total	0	0	1	2	2	2	1	3	0	11
59	75	RHEUMATOID ARTHRITIS AND OTHER	Male	0	0	0	0	0	1	0	1	0	2
			Female	0	0	0	0	0	0	0	0	0	0
			Total	0	0	0	0	0	1	0	1	0	2
60	82	FEVER OF UNKNOWN ORIGIN	Male	0	2	3	10	11	15	4	6	0	51
			Female	0	0	0	0	0	0	0	0	0	0
			Total	0	2	3	10	11	15	4	6	0	51
61	83	SHOCK, NOT ELSEWHERE CLASSIFIE	Male	0	2	7	26	54	46	14	35	0	184
			Female	0	0	0	0	0	1	2	1	0	4
			Total	0	2	7	26	54	47	16	36	0	188
62	84	FRACTURE OF SKULL AND FACIAL B	Male	0	0	0	0	0	0	0	1	0	1
			Female	0	0	0	0	0	0	0	0	0	0
			Total	0	0	0	0	0	0	0	1	0	1
63	85	FRACTURE OF NECK,THORAX OR PEL	Male	0	0	0	0	0	0	0	0	0	0
			Female	0	0	0	0	0	0	0	1	0	1
			Total	0	0	0	0	0	0	0	1	0	1
64	87	FRACTURE OF LOWER LIMB	Male	0	0	0	1	1	2	1	1	0	6
			Female	0	0	0	0	0	0	0	0	0	0
			Total	0	0	0	1	1	2	1	1	0	6
65	88	FRACTURES INVOLVING MULTIPLE B	Male	0	0	0	1	0	0	0	0	0	1
			Female	0	0	0	0	0	0	0	0	0	0
			Total	0	0	0	1	0	0	0	0	0	1
66	89	INTRACRANIAL AND INTERNAL INJU	Male	0	0	0	2	2	3	0	0	0	7
			Female	0	0	0	0	0	0	0	0	0	0
			Total	0	0	0	2	2	3	0	0	0	7
67	90	CRUSHING INJURIES AND TRAUMATI	Male	0	0	0	0	0	2	0	2	0	4
			Female	0	0	0	0	0	0	0	0	0	0
			Total	0	0	0	0	0	2	0	2	0	4
68	91	OTHER INJURIES OF SPECIFIED,UN	Male	0	0	1	1	7	2	1	3	0	15
			Female	0	0	0	0	0	0	0	0	0	0
			Total	0	0	1	1	7	2	1	3	0	15
69	92	EFFECTS OF FOREIGN BODY ENTERI	Male	0	0	0	0	0	0	3	0	0	3
			Female	0	0	0	0	0	0	0	0	0	0
			Total	0	0	0	0	0	0	3	0	0	3
70	93	RAILWAY ACCIDENTS	Male	0	0	2	0	3	0	0	0	0	5
			Female	0	0	0	0	0	0	0	0	0	0
			Total	0	0	2	0	3	0	0	0	0	5
71	94	WATER TRANSPORT ACCIDENTS	Male	0	0	0	1	0	0	0	1	0	2
			Female	0	0	0	0	0	0	0	0	0	0
			Total	0	0	0	1	0	0	0	1	0	2
72	96	ALL OTHER TRANSPORT ACCIDENTS	Male	0	1	3	2	6	3	1	3	0	19
			Female	0	0	0	0	0	0	0	0	0	0
			Total	0	1	3	2	6	3	1	3	0	19
73	97	ACCIDENTAL DROWING AND SUBMERS	Male	0	1	2	6	3	7	1	1	0	21
			Female	0	0	0	0	0	0	0	0	0	0
			Total	0	1	2	6	3	7	1	1	0	21

TABLE D-19 DEATHS BY SELECTED CAUSE OF DEATH, AGE, SEX AND HABITS-(RURAL) - 2022

Sl. No	Cause ID	Selected cause of death	Sex	Age of the Diseased									Age not Stated	Total
				Below 15	15-24	25-34	35-44	45-54	55-64	65-69	70 & above			
1	2	3	4	5	6	7	8	9	10	11	12	13	14	
74	98	EXPOSURE TO SMOKE, FIRE AND FL	Male	0	0	1	0	0	0	0	0	0	0	1
			Female	0	0	0	0	0	0	0	0	0	0	0
			Total	0	0	1	0	0	0	0	0	0	0	1
75	102	ACCIDENTAL POISONING BY AND E	Male	0	0	0	2	2	3	1	0	0	0	8
			Female	0	0	0	0	0	0	0	0	0	0	0
			Total	0	0	0	2	2	3	1	0	0	0	8
76	104	SUN STROKE	Male	0	0	0	0	5	4	2	5	0	0	16
			Female	0	0	0	0	0	0	0	0	0	0	0
			Total	0	0	0	0	5	4	2	5	0	0	16
77	105	COVID 19 VIRUS NOT IDENTIFIED	Male	0	0	0	0	1	0	0	1	0	0	2
			Female	0	0	0	0	0	0	0	1	0	0	1
			Total	0	0	0	0	1	0	0	2	0	0	3
78	106	DENGUE FEVER	Male	0	0	0	0	0	1	0	0	0	0	1
			Female	0	0	0	0	0	0	0	0	0	0	0
			Total	0	0	0	0	0	1	0	0	0	0	1
		Total	Male	0	34	269	665	998	1070	518	1286	4	4844	
			Female	0	0	3	4	9	15	11	38	0	80	
			Total	0	0	0	1	4	4	1	1	0	4924	
		Only chewing tobacco												
1	2	TYPHOID FEVER AND PARATYPHOID	Male	0	0	1	0	0	3	1	1	0	6	
			Female	0	0	0	0	0	1	1	1	0	3	
			Total	0	0	1	0	0	4	2	2	0	9	
2	3	FOOD POISONING	Male	0	1	0	1	0	0	0	0	0	2	
			Female	0	0	0	0	0	0	0	0	0	0	
			Total	0	1	0	1	0	0	0	0	0	2	
3	4	DIARRHOEA AND GASTROENTERITIS	Male	0	0	0	1	1	4	1	2	0	9	
			Female	0	0	0	0	0	0	0	0	0	0	
			Total	0	0	0	1	1	4	1	2	0	9	
4	5	RESPIRATORY TUBERCULOSIS	Male	0	0	4	9	13	10	3	8	0	47	
			Female	0	0	0	2	0	0	1	1	0	4	
			Total	0	0	4	11	13	10	4	9	0	51	
5	14	OTHER AND UNSPECIFIED NEOPLASM	Male	0	1	3	8	12	10	8	9	1	52	
			Female	0	0	0	0	4	4	3	10	0	21	
			Total	0	1	3	8	16	14	11	19	1	73	
6	15	DIABETES MELLITUS	Male	0	0	3	13	11	11	3	8	0	49	
			Female	0	0	0	1	5	2	5	7	0	20	
			Total	0	0	3	14	16	13	8	15	0	69	
7	16	OTHER ANAEMIAS(D50-D55,D57-D64	Male	0	1	3	6	2	2	2	3	0	19	
			Female	0	0	0	2	0	1	2	2	0	7	
			Total	0	1	3	8	2	3	4	5	0	26	
8	17	OTHER VIRAL ENCEPHALITIS	Male	0	0	0	0	0	0	0	0	0	0	
			Female	0	0	0	0	0	0	0	3	0	3	
			Total	0	0	0	0	0	0	0	3	0	3	
9	18	OTHER FORMS OF HEART DISEASES	Male	0	1	12	26	62	78	12	116	0	307	
			Female	0	0	0	3	14	26	14	45	0	102	
			Total	0	1	12	29	76	104	26	161	0	409	
10	19	PNEUMONIA	Male	0	2	6	13	14	15	9	14	0	73	
			Female	0	0	0	1	1	7	2	1	0	12	
			Total	0	2	6	14	15	22	11	15	0	85	
11	20	INFLUENZA	Male	0	0	0	0	2	1	0	0	0	3	
			Female	0	0	0	0	0	0	0	0	0	0	
			Total	0	0	0	0	2	1	0	0	0	3	
12	21	ASTHMA	Male	0	0	2	11	20	19	19	50	0	121	
			Female	0	0	0	0	5	12	8	51	0	76	
			Total	0	0	2	11	25	31	27	101	0	197	

TABLE D-19 DEATHS BY SELECTED CAUSE OF DEATH, AGE, SEX AND HABITS-(RURAL) - 2022

Sl. No	Cause ID	Selected cause of death	Sex	Age of the Diseased									Age not Stated	Total
				Below 15	15-24	25-34	35-44	45-54	55-64	65-69	70 & above			
1	2	3	4	5	6	7	8	9	10	11	12	13	14	
13	22	OTHER VIRAL HEPATITIS (Jaundic	Male	0	0	2	0	1	1	0	0	0	4	
			Female	0	1	0	0	0	0	0	0	0	1	
			Total	0	1	2	0	1	1	0	0	0	5	
14	23	DISEASES OF THE LIVER	Male	0	0	32	45	54	23	5	13	0	172	
			Female	0	2	1	4	5	4	3	4	0	23	
			Total	0	2	33	49	59	27	8	17	0	195	
15	24	GASTRIC AND DUODENAL ULCER	Male	0	0	0	1	1	1	0	2	0	5	
			Female	0	0	0	0	0	0	1	1	0	2	
			Total	0	0	0	1	1	1	1	3	0	7	
16	25	DISEASES OF APPENDIX	Male	0	1	0	4	0	0	0	0	0	5	
			Female	0	0	0	0	0	0	0	0	0	0	
			Total	0	1	0	4	0	0	0	0	0	5	
17	26	Genital Urinary system	Male	0	0	0	1	0	1	1	0	0	3	
			Female	0	0	0	0	0	0	0	0	0	0	
			Total	0	0	0	1	0	1	1	0	0	3	
18	27	SPONTANEOUS ABORTION	Male	0	0	0	0	0	0	0	0	0	0	
			Female	0	0	1	0	0	0	0	0	0	1	
			Total	0	0	1	0	0	0	0	0	0	1	
19	30	CEREBROVASCULAR DISEASES	Male	0	0	0	1	9	7	9	12	0	38	
			Female	0	0	0	1	3	2	0	3	0	9	
			Total	0	0	0	2	12	9	9	15	0	47	
20	31	SENILITY	Male	0	0	0	0	0	10	36	143	1	190	
			Female	0	0	0	0	0	0	39	153	1	193	
			Total	0	0	0	0	0	10	75	296	2	383	
21	32	Others not else where classifi	Male	0	0	2	4	1	10	1	29	0	47	
			Female	0	0	0	0	0	8	0	18	0	26	
			Total	0	0	2	4	1	18	1	47	0	73	
22	33	BITES OF SNAKES AND OTHER VENO	Male	0	0	0	1	2	4	0	0	0	7	
			Female	0	0	0	0	0	0	0	2	0	2	
			Total	0	0	0	1	2	4	0	2	0	9	
23	34	BURNS AND CORROSIONS	Male	0	1	1	2	2	0	0	0	0	6	
			Female	0	0	0	0	0	0	0	1	0	1	
			Total	0	1	1	2	2	0	0	1	0	7	
24	35	ACCIDENTAL FALLS	Male	0	1	2	3	0	2	1	1	0	10	
			Female	0	0	0	0	1	0	0	0	0	1	
			Total	0	1	2	3	1	2	1	1	0	11	
25	36	POISONINGS BY DRUGS AND BIOLOG	Male	0	1	6	7	4	4	4	3	0	29	
			Female	0	0	0	0	2	0	1	2	0	5	
			Total	0	1	6	7	6	4	5	5	0	34	
26	37	MOTOR VEHICLE TRAFFIC ACCIDENT	Male	0	2	6	7	1	0	0	0	0	16	
			Female	0	0	0	1	0	0	0	0	0	1	
			Total	0	2	6	8	1	0	0	0	0	17	
27	38	OTHER ROAD VEHICLE ACCIDENTS	Male	0	0	3	6	6	3	1	7	0	26	
			Female	0	0	1	0	1	4	0	2	0	8	
			Total	0	0	4	6	7	7	1	9	0	34	
28	39	INTENTIONAL SELF-HARM(SUICIDE-	Male	0	2	4	6	5	1	0	0	0	18	
			Female	0	0	1	0	1	0	0	0	0	2	
			Total	0	2	5	6	6	1	0	0	0	20	
29	40	ASSAULT(HOMICIDE)	Male	0	0	2	0	0	0	0	0	0	2	
			Female	0	0	0	0	0	0	1	1	0	2	
			Total	0	0	2	0	0	0	1	1	0	4	
30	42	Viral Fever	Male	0	0	3	6	0	0	0	0	0	9	
			Female	0	0	0	0	0	1	0	0	0	1	
			Total	0	0	3	6	0	1	0	0	0	10	
31	43	RENAL FAILURE and OTHER DISORD	Male	0	3	11	25	23	26	8	12	0	108	

TABLE D-19 DEATHS BY SELECTED CAUSE OF DEATH, AGE, SEX AND HABITS-(RURAL) - 2022

Sl. No	Cause ID	Selected cause of death	Sex	Age of the Diseased									Total
				Below 15	15-24	25-34	35-44	45-54	55-64	65-69	70 & above	Age not Stated	
1	2	3	4	5	6	7	8	9	10	11	12	13	14
			Female	0	0	0	3	2	3	0	6	0	14
			Total	0	3	11	28	25	29	8	18	0	122
32	44	SEPTICAEMIA	Male	0	0	11	17	17	9	9	8	0	71
			Female	0	0	1	0	4	3	3	2	0	13
			Total	0	0	12	17	21	12	12	10	0	84
33	45	Syphilis	Male	0	0	1	1	0	0	0	0	0	2
			Female	0	0	0	0	1	0	0	0	0	1
			Total	0	0	1	1	1	0	0	0	0	3
34	46	COVID 19 VIRUS IDENTIFIED	Male	0	0	1	0	0	0	0	2	0	3
			Female	0	0	0	0	0	0	0	1	0	1
			Total	0	0	1	0	0	0	0	3	0	4
35	47	TUBERCULOSIS OF OTHER ORGANS A	Male	0	1	4	6	10	2	1	2	0	26
			Female	0	0	1	2	0	0	0	1	0	4
			Total	0	1	5	8	10	2	1	3	0	30
36	49	HUMAN IMMUNODEFICIENCY VIRUS[H	Male	0	0	0	0	1	2	0	0	0	3
			Female	0	0	0	0	0	0	0	0	0	0
			Total	0	0	0	0	1	2	0	0	0	3
37	50	MALIGNANT NEOPLASMS OF LIP, OR	Male	0	0	3	19	23	16	9	12	0	82
			Female	0	0	0	1	7	8	3	12	1	32
			Total	0	0	3	20	30	24	12	24	1	114
38	51	MALIGNANT NEOPLASM OF OESOPHAG	Male	0	0	0	3	3	3	3	5	0	17
			Female	0	0	0	1	3	3	3	2	0	12
			Total	0	0	0	4	6	6	6	7	0	29
39	52	MALIGNANT NEOPLASM OF STOMACH	Male	0	0	0	4	7	7	4	13	0	35
			Female	0	0	0	0	2	5	3	5	0	15
			Total	0	0	0	4	9	12	7	18	0	50
40	53	MALIGNANT NEOPLASMS OF LIVER A	Male	0	0	3	6	2	5	1	4	0	21
			Female	0	0	0	0	1	1	0	1	0	3
			Total	0	0	3	6	3	6	1	5	0	24
41	54	MALIGNANT NEOPLASMS OF LARYNX,	Male	0	0	2	8	5	7	2	4	0	28
			Female	0	0	0	3	0	1	1	3	0	8
			Total	0	0	2	11	5	8	3	7	0	36
42	55	MALIGNANT NEOPLASM OF BREAST	Male	0	0	0	0	0	0	0	0	0	0
			Female	0	0	0	1	0	2	0	3	0	6
			Total	0	0	0	1	0	2	0	3	0	6
43	56	OTHER MALIGNANT NEOPLASM OF FE	Male	0	0	0	0	0	0	0	0	0	0
			Female	0	0	0	1	2	0	0	4	0	7
			Total	0	0	0	1	2	0	0	4	0	7
44	57	MALIGNANT NEOPLASM OF PROSTATE	Male	0	0	0	0	0	0	1	2	0	3
			Female	0	0	0	0	0	0	0	0	0	0
			Total	0	0	0	0	0	0	1	2	0	3
45	58	MALIGNANT NEOPLASM OF BLADDER	Male	0	0	0	1	1	3	2	3	0	10
			Female	0	0	0	0	0	0	0	0	0	0
			Total	0	0	0	1	1	3	2	3	0	10
46	59	MALIGNANT NEOPLASMS OF MENINGE	Male	0	0	0	2	0	1	0	0	0	3
			Female	0	0	1	0	0	1	0	2	0	4
			Total	0	0	1	2	0	2	0	2	0	7
47	60	LEUKAEMIA	Male	0	0	1	0	0	0	2	1	0	4
			Female	0	0	0	0	1	0	0	1	0	2
			Total	0	0	1	0	1	0	2	2	0	6
48	61	OTHER PROTEIN-ENERGY MALNUTRIT	Male	0	0	0	1	3	2	0	3	0	9
			Female	0	0	0	0	0	0	0	0	0	0
			Total	0	0	0	1	3	2	0	3	0	9
49	62	DISORDERS OF THYROID GLAND	Male	0	0	0	1	0	0	0	0	0	1
			Female	0	0	0	0	0	0	0	2	0	2

TABLE D-19 DEATHS BY SELECTED CAUSE OF DEATH, AGE, SEX AND HABITS-(RURAL) - 2022

Sl. No	Cause ID	Selected cause of death	Sex	Age of the Diseased									Total
				Below 15	15-24	25-34	35-44	45-54	55-64	65-69	70 & above	Age not Stated	
1	2	3	4	5	6	7	8	9	10	11	12	13	14
			Total	0	0	0	1	0	0	0	2	0	3
50	64	OTHER INFLAMMATORY DISEASES OF	Male	0	0	1	1	3	3	2	2	0	12
			Female	0	0	0	0	0	0	1	1	0	2
			Total	0	0	1	1	3	3	3	3	0	14
51	65	EPILEPSY	Male	0	1	2	2	3	2	1	0	0	11
			Female	0	0	0	0	1	1	0	0	0	2
			Total	0	1	2	2	4	3	1	0	0	13
52	66	HYPERTENSIVE HEART DISEASES	Male	0	0	11	38	36	36	8	67	0	196
			Female	0	0	0	3	5	13	4	42	0	67
			Total	0	0	11	41	41	49	12	109	0	263
53	67	ACUTE MYOCARDIAL INFARCTION	Male	0	4	31	79	94	85	43	100	0	436
			Female	0	0	4	7	22	22	14	54	0	123
			Total	0	4	35	86	116	107	57	154	0	559
54	68	ARTERIAL EMBOLISM AND THROMBOS	Male	0	0	1	2	3	1	0	1	0	8
			Female	0	0	0	1	0	0	0	0	0	1
			Total	0	0	1	3	3	1	0	1	0	9
55	69	BRONCHITIS ,BRONCHIOLITIS and	Male	0	0	4	0	3	5	4	5	0	21
			Female	0	0	0	0	0	4	1	1	0	6
			Total	0	0	4	0	3	9	5	6	0	27
56	70	PLEURISY	Male	0	0	0	0	0	2	0	0	0	2
			Female	0	0	0	0	0	0	0	1	0	1
			Total	0	0	0	0	0	2	0	1	0	3
57	71	PARALYTIC ILEUS AND INTESTINAL	Male	0	0	1	6	15	13	12	44	0	91
			Female	0	0	0	0	2	5	3	18	0	28
			Total	0	0	1	6	17	18	15	62	0	119
58	72	PERITONITIS	Male	0	1	2	1	1	0	0	0	0	5
			Female	0	0	0	0	1	0	0	0	0	1
			Total	0	1	2	1	2	0	0	0	0	6
59	73	CHOLELITHIASIS AND CHOLECYSTIT	Male	0	0	2	2	2	4	0	0	0	10
			Female	0	1	0	0	1	2	1	0	0	5
			Total	0	1	2	2	3	6	1	0	0	15
60	74	DISORDERS OF THE PANCREAS	Male	0	0	0	2	1	0	1	2	0	6
			Female	0	0	0	1	1	1	1	2	0	6
			Total	0	0	0	3	2	1	2	4	0	12
61	75	RHEUMATOID ARTHRITIS AND OTHER	Male	0	0	0	0	0	1	0	1	0	2
			Female	0	0	0	0	0	0	0	0	0	0
			Total	0	0	0	0	0	1	0	1	0	2
62	82	FEVER OF UNKNOWN ORIGIN	Male	0	4	0	9	7	3	2	5	0	30
			Female	0	0	0	0	0	0	2	2	0	4
			Total	0	4	0	9	7	3	4	7	0	34
63	83	SHOCK, NOT ELSEWHERE CLASSIFIE	Male	0	1	5	14	25	11	5	15	0	76
			Female	0	1	3	0	3	3	5	8	0	23
			Total	0	2	8	14	28	14	10	23	0	99
64	85	FRACTURE OF NECK,THORAX OR PEL	Male	0	0	0	0	0	1	0	0	0	1
			Female	0	0	0	0	0	0	0	1	0	1
			Total	0	0	0	0	0	1	0	1	0	2
65	87	FRACTURE OF LOWER LIMB	Male	0	0	0	1	0	0	0	1	0	2
			Female	0	0	0	0	0	0	0	0	0	0
			Total	0	0	0	1	0	0	0	1	0	2
66	88	FRACTURES INVOLVING MULTIPLE B	Male	0	0	0	1	2	0	0	0	0	3
			Female	0	0	0	0	0	0	0	0	0	0
			Total	0	0	0	1	2	0	0	0	0	3
67	89	INTRACRANIAL AND INTERNAL INJU	Male	0	0	2	2	2	1	0	1	0	8
			Female	0	0	0	0	0	0	0	0	0	0
			Total	0	0	2	2	2	1	0	1	0	8

TABLE D-19 DEATHS BY SELECTED CAUSE OF DEATH, AGE, SEX AND HABITS-(RURAL) - 2022

Sl. No	Cause ID	Selected cause of death	Sex	Age of the Diseased									Total
				Below 15	15-24	25-34	35-44	45-54	55-64	65-69	70 & above	Age not Stated	
1	2	3	4	5	6	7	8	9	10	11	12	13	14
68	90	CRUSHING INJURIES AND TRAUMATI	Male	0	0	1	0	0	0	0	1	0	2
			Female	0	0	0	0	0	0	0	0	0	0
			Total	0	0	1	0	0	0	0	1	0	2
69	91	OTHER INJURIES OF SPECIFIED,UN	Male	0	0	0	1	4	5	1	6	0	17
			Female	0	0	0	1	1	0	0	3	0	5
			Total	0	0	0	2	5	5	1	9	0	22
70	94	WATER TRANSPORT ACCIDENTS	Male	0	0	0	2	0	0	0	0	0	2
			Female	0	0	0	0	0	0	0	0	0	0
			Total	0	0	0	2	0	0	0	0	0	2
71	96	ALL OTHER TRANSPORT ACCIDENTS	Male	0	0	3	2	1	3	1	0	0	10
			Female	0	0	0	0	1	0	0	1	0	2
			Total	0	0	3	2	2	3	1	1	0	12
72	97	ACCIDENTAL DROWING AND SUBMERS	Male	0	1	1	7	4	3	2	4	0	22
			Female	0	1	0	0	1	1	1	0	0	4
			Total	0	2	1	7	5	4	3	4	0	26
73	102	ACCIDENTAL POISONING BY AND E	Male	0	0	0	1	1	1	1	0	0	4
			Female	0	0	0	0	0	0	0	0	0	0
			Total	0	0	0	1	1	1	1	0	0	4
74	104	SUN STROKE	Male	0	0	0	0	1	4	3	2	0	10
			Female	0	0	0	0	1	1	0	3	0	5
			Total	0	0	0	0	2	5	3	5	0	15
75	105	COVID 19 VIRUS NOT IDENTIFIED	Male	0	0	0	0	0	0	0	0	0	0
			Female	0	0	0	0	1	0	0	1	0	2
			Total	0	0	0	0	1	0	0	1	0	2
76	106	DENGUE FEVER	Male	0	0	0	0	0	1	0	0	0	1
			Female	0	0	0	0	0	0	0	0	0	0
			Total	0	0	0	0	0	1	0	0	0	1
		Total	Male	0	30	201	449	526	488	244	749	2	2689
			Female	0	6	14	40	106	152	127	491	2	938
			Total	0	0	1	0	0	4	2	2	0	3627
		Only chewing Arecnut											
1	2	TYPHOID FEVER AND PARATYPHOID	Male	0	0	0	0	0	2	0	1	0	3
			Female	0	0	0	0	0	0	0	0	0	0
			Total	0	0	0	0	0	2	0	1	0	3
2	3	FOOD POISONING	Male	0	0	0	0	0	1	0	0	0	1
			Female	0	0	0	0	1	0	0	0	0	1
			Total	0	0	0	0	1	1	0	0	0	2
3	4	DIARRHOEA AND GASTROENTERITIS	Male	0	0	0	0	1	1	1	3	0	6
			Female	0	0	0	0	0	0	0	1	0	1
			Total	0	0	0	0	1	1	1	4	0	7
4	5	RESPIRATORY TUBERCULOSIS	Male	0	1	3	5	8	8	2	9	0	36
			Female	0	0	0	0	1	1	1	1	0	4
			Total	0	1	3	5	9	9	3	10	0	40
5	14	OTHER AND UNSPECIFIED NEOPLASM	Male	0	0	1	5	13	5	7	7	0	38
			Female	0	0	0	1	4	4	4	9	0	22
			Total	0	0	1	6	17	9	11	16	0	60
6	15	DIABETES MELLITUS	Male	0	0	2	6	12	7	4	11	0	42
			Female	0	0	0	2	5	4	6	12	0	29
			Total	0	0	2	8	17	11	10	23	0	71
7	16	OTHER ANAEMIAS(D50-D55,D57-D64	Male	0	1	1	3	3	1	1	2	0	12
			Female	0	0	0	0	0	1	0	1	0	2
			Total	0	1	1	3	3	2	1	3	0	14
8	17	OTHER VIRAL ENCEPHALITIS	Male	0	0	0	0	0	0	0	0	0	0
			Female	0	0	0	0	0	0	0	3	0	3
			Total	0	0	0	0	0	0	0	3	0	3

TABLE D-19 DEATHS BY SELECTED CAUSE OF DEATH, AGE, SEX AND HABITS-(RURAL) - 2022

Sl. No	Cause ID	Selected cause of death	Sex	Age of the Diseased									Total
				Below 15	15-24	25-34	35-44	45-54	55-64	65-69	70 & above	Age not Stated	
1	2	3	4	5	6	7	8	9	10	11	12	13	14
9	18	OTHER FORMS OF HEART DISEASES	Male	0	0	15	34	51	85	18	138	0	341
			Female	0	0	0	5	14	27	17	51	2	116
			Total	0	0	15	39	65	112	35	189	2	457
10	19	PNEUMONIA	Male	0	1	9	15	14	20	8	13	0	80
			Female	0	0	0	2	0	5	3	2	0	12
			Total	0	1	9	17	14	25	11	15	0	92
11	20	INFLUENZA	Male	0	0	0	1	3	1	0	0	0	5
			Female	0	0	0	1	0	0	0	2	0	3
			Total	0	0	0	2	3	1	0	2	0	8
12	21	ASTHMA	Male	0	0	3	5	9	17	13	44	0	91
			Female	0	0	0	0	6	11	6	61	0	84
			Total	0	0	3	5	15	28	19	105	0	175
13	22	OTHER VIRAL HEPATITIS (Jaundic	Male	0	0	1	0	0	3	0	0	0	4
			Female	0	0	0	0	0	0	0	0	0	0
			Total	0	0	1	0	0	3	0	0	0	4
14	23	DISEASES OF THE LIVER	Male	0	3	27	44	38	22	8	10	0	152
			Female	0	0	0	7	6	3	4	1	0	21
			Total	0	3	27	51	44	25	12	11	0	173
15	24	GASTRIC AND DUODENAL ULCER	Male	0	0	0	2	1	0	2	1	0	6
			Female	0	0	0	0	0	0	1	0	0	1
			Total	0	0	0	2	1	0	3	1	0	7
16	25	DISEASES OF APPENDIX	Male	0	0	0	2	0	0	0	0	0	2
			Female	0	0	0	0	0	0	0	0	0	0
			Total	0	0	0	2	0	0	0	0	0	2
17	26	Genital Urinary system	Male	0	0	0	0	0	2	1	0	0	3
			Female	0	0	0	0	0	0	0	0	0	0
			Total	0	0	0	0	0	2	1	0	0	3
18	27	SPONTANEOUS ABORTION	Male	0	0	0	0	0	0	0	0	0	0
			Female	0	0	1	0	0	0	0	0	0	1
			Total	0	0	1	0	0	0	0	0	0	1
19	30	CEREBROVASCULAR DISEASES	Male	0	0	1	2	11	7	11	20	0	52
			Female	0	0	1	0	2	3	0	10	0	16
			Total	0	0	2	2	13	10	11	30	0	68
20	31	SENILITY	Male	0	0	0	0	0	5	40	192	0	237
			Female	0	0	0	0	0	0	30	201	0	231
			Total	0	0	0	0	0	5	70	393	0	468
21	32	Others not else where classifi	Male	0	0	3	7	0	7	0	35	0	52
			Female	0	0	1	0	1	6	0	27	0	35
			Total	0	0	4	7	1	13	0	62	0	87
22	33	BITES OF SNAKES AND OTHER VENO	Male	0	0	0	0	1	3	0	0	0	4
			Female	0	0	0	0	0	0	0	2	0	2
			Total	0	0	0	0	1	3	0	2	0	6
23	34	BURNS AND CORROSIONS	Male	0	1	1	2	1	0	0	0	0	5
			Female	0	0	0	0	0	0	0	0	0	0
			Total	0	1	1	2	1	0	0	0	0	5
24	35	ACCIDENTAL FALLS	Male	0	0	1	2	1	0	3	1	0	8
			Female	0	0	0	0	0	0	0	0	0	0
			Total	0	0	1	2	1	0	3	1	0	8
25	36	POISONINGS BY DRUGS AND BIOLOG	Male	0	5	6	4	2	8	4	4	0	33
			Female	0	0	0	2	2	1	1	1	0	7
			Total	0	5	6	6	4	9	5	5	0	40
26	37	MOTOR VEHICLE TRAFFIC ACCIDENT	Male	0	1	7	5	1	1	0	0	0	15
			Female	0	0	0	1	0	0	1	1	0	3
			Total	0	1	7	6	1	1	1	1	0	18
27	38	OTHER ROAD VEHICLE ACCIDENTS	Male	0	0	5	6	4	7	1	5	0	28

TABLE D-19 DEATHS BY SELECTED CAUSE OF DEATH, AGE, SEX AND HABITS-(RURAL) - 2022

Sl. No	Cause ID	Selected cause of death	Sex	Age of the Diseased									Total
				Below 15	15-24	25-34	35-44	45-54	55-64	65-69	70 & above	Age not Stated	
1	2	3	4	5	6	7	8	9	10	11	12	13	14
			Female	0	0	0	0	0	1	1	2	0	4
			Total	0	0	5	6	4	8	2	7	0	32
28	39	INTENTIONAL SELF-HARM(SUICIDE-	Male	0	3	7	5	5	2	0	0	0	22
			Female	0	0	0	0	1	0	0	0	0	1
			Total	0	3	7	5	6	2	0	0	0	23
29	40	ASSAULT(HOMICIDE)	Male	0	0	3	0	0	1	0	1	0	5
			Female	0	0	0	0	0	0	0	0	0	0
			Total	0	0	3	0	0	1	0	1	0	5
30	42	Viral Fever	Male	0	0	6	4	1	0	0	0	0	11
			Female	0	0	0	0	0	1	0	0	0	1
			Total	0	0	6	4	1	1	0	0	0	12
31	43	RENAL FAILURE and OTHER DISORD	Male	0	1	8	22	18	21	6	13	0	89
			Female	0	0	0	2	3	3	2	10	0	20
			Total	0	1	8	24	21	24	8	23	0	109
32	44	SEPTICAEMIA	Male	0	1	9	16	22	6	8	10	0	72
			Female	0	0	2	0	9	3	2	7	0	23
			Total	0	1	11	16	31	9	10	17	0	95
33	45	Syphilis	Male	0	0	0	0	0	0	0	0	0	0
			Female	0	0	0	1	0	0	0	0	0	1
			Total	0	0	0	1	0	0	0	0	0	1
34	46	COVID 19 VIRUS IDENTIFIED	Male	0	0	0	1	1	1	1	3	0	7
			Female	0	0	0	0	0	0	0	2	0	2
			Total	0	0	0	1	1	1	1	5	0	9
35	47	TUBERCULOSIS OF OTHER ORGANS A	Male	0	1	1	1	8	1	1	2	0	15
			Female	0	0	0	1	0	1	2	1	0	5
			Total	0	1	1	2	8	2	3	3	0	20
36	49	HUMAN IMMUNODEFICIENCY VIRUS[H	Male	0	0	0	1	1	2	0	0	0	4
			Female	0	0	0	0	0	0	0	0	0	0
			Total	0	0	0	1	1	2	0	0	0	4
37	50	MALIGNANT NEOPLASMS OF LIP, OR	Male	0	0	3	8	11	9	3	9	0	43
			Female	0	0	0	1	4	6	1	16	1	29
			Total	0	0	3	9	15	15	4	25	1	72
38	51	MALIGNANT NEOPLASM OF OESOPHAG	Male	0	1	0	2	4	2	3	6	0	18
			Female	0	0	0	0	2	2	1	4	0	9
			Total	0	1	0	2	6	4	4	10	0	27
39	52	MALIGNANT NEOPLASM OF STOMACH	Male	0	0	0	1	3	7	3	14	0	28
			Female	0	0	0	0	3	6	2	2	0	13
			Total	0	0	0	1	6	13	5	16	0	41
40	53	MALIGNANT NEOPLASMS OF LIVER A	Male	0	0	3	7	3	5	1	5	0	24
			Female	0	0	0	0	0	0	0	3	0	3
			Total	0	0	3	7	3	5	1	8	0	27
41	54	MALIGNANT NEOPLASMS OF LARYNX,	Male	0	0	3	11	5	7	2	7	0	35
			Female	0	0	0	1	0	1	0	2	0	4
			Total	0	0	3	12	5	8	2	9	0	39
42	55	MALIGNANT NEOPLASM OF BREAST	Male	0	0	0	0	0	0	0	0	0	0
			Female	0	0	0	1	0	3	1	4	0	9
			Total	0	0	0	1	0	3	1	4	0	9
43	56	OTHER MALIGNANT NEOPLASM OF FE	Male	0	0	0	0	0	0	0	0	0	0
			Female	0	0	0	1	3	0	0	5	0	9
			Total	0	0	0	1	3	0	0	5	0	9
44	57	MALIGNANT NEOPLASM OF PROSTATE	Male	0	0	0	0	1	0	0	1	0	2
			Female	0	0	0	0	0	0	0	0	0	0
			Total	0	0	0	0	1	0	0	1	0	2
45	58	MALIGNANT NEOPLASM OF BLADDER	Male	0	0	0	3	1	3	1	1	0	9
			Female	0	0	0	0	1	0	0	0	0	1

TABLE D-19 DEATHS BY SELECTED CAUSE OF DEATH, AGE, SEX AND HABITS-(RURAL) - 2022

Sl. No	Cause ID	Selected cause of death	Sex	Age of the Diseased									Total
				Below 15	15-24	25-34	35-44	45-54	55-64	65-69	70 & above	Age not Stated	
1	2	3	4	5	6	7	8	9	10	11	12	13	14
			Total	0	0	0	3	2	3	1	1	0	10
46	59	MALIGNANT NEOPLASMS OF MENINGE	Male	0	1	0	1	0	3	0	1	0	6
			Female	0	0	0	0	0	2	0	1	0	3
			Total	0	1	0	1	0	5	0	2	0	9
47	60	LEUKAEMIA	Male	0	0	1	0	0	0	2	1	0	4
			Female	0	0	0	0	1	0	0	1	0	2
			Total	0	0	1	0	1	0	2	2	0	6
48	61	OTHER PROTEIN-ENERGY MALNUTRIT	Male	0	0	0	0	2	0	0	4	0	6
			Female	0	0	0	0	0	2	0	0	0	2
			Total	0	0	0	0	2	2	0	4	0	8
49	62	DISORDERS OF THYROID GLAND	Male	0	0	0	0	0	0	0	0	0	0
			Female	0	0	0	0	0	0	0	1	0	1
			Total	0	0	0	0	0	0	0	1	0	1
50	63	SCHIZOPHRENIA, SCHIZOTYPAL & D	Male	0	0	0	0	0	0	0	0	0	0
			Female	0	0	0	0	0	1	0	0	0	1
			Total	0	0	0	0	0	1	0	0	0	1
51	64	OTHER INFLAMMATORY DISEASES OF	Male	0	0	1	0	0	1	0	1	0	3
			Female	0	0	0	0	0	0	1	2	0	3
			Total	0	0	1	0	0	1	1	3	0	6
52	65	EPILEPSY	Male	0	0	2	3	4	1	1	2	0	13
			Female	0	0	0	0	0	1	0	0	0	1
			Total	0	0	2	3	4	2	1	2	0	14
53	66	HYPERTENSIVE HEART DISEASES	Male	0	0	7	27	30	34	12	75	0	185
			Female	0	0	0	4	4	9	4	45	0	66
			Total	0	0	7	31	34	43	16	120	0	251
54	67	ACUTE MYOCARDIAL INFARCTION	Male	0	6	22	66	91	91	43	101	0	420
			Female	0	0	2	5	14	32	13	63	0	129
			Total	0	6	24	71	105	123	56	164	0	549
55	68	ARTERIAL EMBOLISM AND THROMBOS	Male	0	0	1	1	2	0	0	1	0	5
			Female	0	0	0	1	0	0	0	2	0	3
			Total	0	0	1	2	2	0	0	3	0	8
56	69	BRONCHITIS ,BRONCHIOLITIS and	Male	0	0	2	0	4	4	4	3	0	17
			Female	0	0	0	0	0	2	0	0	0	2
			Total	0	0	2	0	4	6	4	3	0	19
57	70	PLEURISY	Male	0	0	0	0	0	0	0	0	0	0
			Female	0	0	0	0	0	0	0	1	0	1
			Total	0	0	0	0	0	0	0	1	0	1
58	71	PARALYTIC ILEUS AND INTESTINAL	Male	0	0	1	9	15	21	12	50	0	108
			Female	0	0	0	1	2	7	2	27	1	40
			Total	0	0	1	10	17	28	14	77	1	148
59	72	PERITONITIS	Male	0	1	1	0	0	0	0	0	0	2
			Female	0	0	0	0	0	0	0	0	0	0
			Total	0	1	1	0	0	0	0	0	0	2
60	73	CHOLELITHIASIS AND CHOLECYSTIT	Male	0	0	3	0	1	4	0	0	0	8
			Female	0	0	0	0	0	0	1	0	0	1
			Total	0	0	3	0	1	4	1	0	0	9
61	74	DISORDERS OF THE PANCREAS	Male	0	0	1	2	0	0	0	0	0	3
			Female	0	0	0	1	2	3	1	2	0	9
			Total	0	0	1	3	2	3	1	2	0	12
62	75	RHEUMATOID ARTHRITIS AND OTHER	Male	0	0	0	0	0	1	0	1	0	2
			Female	0	0	0	0	0	0	0	0	0	0
			Total	0	0	0	0	0	1	0	1	0	2
63	82	FEVER OF UNKNOWN ORIGIN	Male	0	2	1	6	6	4	3	4	0	26
			Female	0	0	0	0	4	0	0	2	0	6
			Total	0	2	1	6	10	4	3	6	0	32

TABLE D-19 DEATHS BY SELECTED CAUSE OF DEATH, AGE, SEX AND HABITS-(RURAL) - 2022

Sl. No	Cause ID	Selected cause of death	Sex	Age of the Diseased									Total
				Below 15	15-24	25-34	35-44	45-54	55-64	65-69	70 & above	Age not Stated	
1	2	3	4	5	6	7	8	9	10	11	12	13	14
64	83	SHOCK, NOT ELSEWHERE CLASSIFIE	Male	0	0	4	12	15	9	5	14	0	59
			Female	0	0	2	1	3	5	5	13	0	29
			Total	0	0	6	13	18	14	10	27	0	88
65	84	FRACTURE OF SKULL AND FACIAL B	Male	0	0	0	0	1	1	0	0	0	2
			Female	0	0	0	0	0	0	0	0	0	0
			Total	0	0	0	0	1	1	0	0	0	2
66	86	FRACTURE OF UPPER LIMB	Male	0	0	0	0	0	0	0	0	0	0
			Female	0	0	0	0	0	0	0	1	0	1
			Total	0	0	0	0	0	0	0	1	0	1
67	87	FRACTURE OF LOWER LIMB	Male	0	0	0	0	0	1	0	1	0	2
			Female	0	0	0	0	0	0	0	0	0	0
			Total	0	0	0	0	0	1	0	1	0	2
68	88	FRACTURES INVOLVING MULTIPLE B	Male	0	0	0	1	1	0	0	0	0	2
			Female	0	0	0	0	0	0	0	0	0	0
			Total	0	0	0	1	1	0	0	0	0	2
69	89	INTRACRANIAL AND INTERNAL INJU	Male	0	0	1	1	2	1	0	3	0	8
			Female	0	0	0	0	0	0	0	0	0	0
			Total	0	0	1	1	2	1	0	3	0	8
70	90	CRUSHING INJURIES AND TRAUMATI	Male	0	0	0	0	0	0	0	1	0	1
			Female	0	0	0	0	0	0	0	0	0	0
			Total	0	0	0	0	0	0	0	1	0	1
71	91	OTHER INJURIES OF SPECIFIED,UN	Male	0	0	0	3	0	3	0	0	0	6
			Female	0	0	0	0	0	0	0	0	0	0
			Total	0	0	0	3	0	3	0	0	0	6
72	93	RAILWAY ACCIDENTS	Male	0	0	0	0	0	0	0	0	0	0
			Female	0	0	0	0	1	0	0	0	0	1
			Total	0	0	0	0	1	0	0	0	0	1
73	96	ALL OTHER TRANSPORT ACCIDENTS	Male	0	1	3	5	0	2	0	3	0	14
			Female	0	0	0	0	0	0	0	1	0	1
			Total	0	1	3	5	0	2	0	4	0	15
74	97	ACCIDENTAL DROWING AND SUBMERS	Male	0	1	3	2	1	2	3	2	0	14
			Female	0	0	0	0	0	1	1	0	0	2
			Total	0	1	3	2	1	3	4	2	0	16
75	102	ACCIDENTAL POISONING BY AND E	Male	0	0	1	1	1	1	0	0	0	4
			Female	0	0	0	0	0	0	0	1	0	1
			Total	0	0	1	1	1	1	0	1	0	5
76	104	SUN STROKE	Male	0	0	0	0	1	4	3	2	0	10
			Female	0	0	0	0	1	0	0	3	0	4
			Total	0	0	0	0	2	4	3	5	0	14
77	106	DENGUE FEVER	Male	0	0	1	0	0	1	0	0	0	2
			Female	0	0	0	0	0	0	0	0	0	0
			Total	0	0	1	0	0	1	0	0	0	2
		Total	Male	0	32	185	372	435	469	241	838	0	2572
			Female	0	0	9	42	100	158	114	610	4	1037
			Total	0	0	0	0	0	2	0	1	0	3609
		Only drinking alcohol											
1	2	TYPHOID FEVER AND PARATYPHOID	Male	0	0	2	3	5	6	0	1	0	17
			Female	0	0	0	0	0	1	0	0	0	1
			Total	0	0	2	3	5	7	0	1	0	18
2	3	FOOD POISONING	Male	0	0	0	0	0	0	0	0	0	0
			Female	0	0	0	1	1	0	0	0	0	2
			Total	0	0	0	1	1	0	0	0	0	2
3	4	DIARRHOEA AND GASTROENTERITIS	Male	0	0	3	7	5	5	2	3	0	25
			Female	0	0	0	0	0	0	0	0	0	0
			Total	0	0	3	7	5	5	2	3	0	25

TABLE D-19 DEATHS BY SELECTED CAUSE OF DEATH, AGE, SEX AND HABITS-(RURAL) - 2022

Sl. No	Cause ID	Selected cause of death	Sex	Age of the Diseased									Age not Stated	Total
				Below 15	15-24	25-34	35-44	45-54	55-64	65-69	70 & above			
1	2	3	4	5	6	7	8	9	10	11	12	13	14	
4	5	RESPIRATORY TUBERCULOSIS	Male	0	1	12	15	31	20	4	14	0	97	
			Female	0	0	0	0	0	0	0	0	0	0	
			Total	0	1	12	15	31	20	4	14	0	97	
5	12	RABIES	Male	0	0	0	0	0	1	0	0	0	1	
			Female	0	0	0	0	0	0	0	0	0	0	
			Total	0	0	0	0	0	1	0	0	0	1	
6	13	MALARIA	Male	0	0	0	1	0	0	0	0	0	1	
			Female	0	0	0	0	0	0	0	0	0	0	
			Total	0	0	0	1	0	0	0	0	0	1	
7	14	OTHER AND UNSPECIFIED NEOPLASM	Male	0	0	4	15	28	23	10	11	0	91	
			Female	0	0	0	0	1	3	0	0	0	4	
			Total	0	0	4	15	29	26	10	11	0	95	
8	15	DIABETES MELLITUS	Male	0	2	5	21	25	27	10	17	0	107	
			Female	0	0	0	0	1	0	4	1	0	6	
			Total	0	2	5	21	26	27	14	18	0	113	
9	16	OTHER ANAEMIAS(D50-D55,D57-D64	Male	0	1	7	11	10	8	0	3	0	40	
			Female	0	0	0	0	0	1	1	0	0	2	
			Total	0	1	7	11	10	9	1	3	0	42	
10	17	OTHER VIRAL ENCEPHALITIS	Male	0	0	1	0	2	1	0	0	0	4	
			Female	0	0	0	0	0	0	0	1	0	1	
			Total	0	0	1	0	2	1	0	1	0	5	
11	18	OTHER FORMS OF HEART DISEASES	Male	0	2	30	93	137	169	28	180	0	639	
			Female	0	0	0	2	7	7	2	11	1	30	
			Total	0	2	30	95	144	176	30	191	1	669	
12	19	PNEUMONIA	Male	0	1	25	51	59	46	23	34	0	239	
			Female	0	0	0	1	0	3	0	0	0	4	
			Total	0	1	25	52	59	49	23	34	0	243	
13	20	INFLUENZA	Male	0	0	0	0	3	1	0	0	0	4	
			Female	0	0	0	1	0	0	0	0	0	1	
			Total	0	0	0	1	3	1	0	0	0	5	
14	21	ASTHMA	Male	0	0	6	17	38	51	19	68	0	199	
			Female	0	0	0	0	0	2	0	13	0	15	
			Total	0	0	6	17	38	53	19	81	0	214	
15	22	OTHER VIRAL HEPATITIS (Jaundic	Male	0	0	4	2	3	2	0	0	0	11	
			Female	0	0	1	0	0	0	0	0	0	1	
			Total	0	0	5	2	3	2	0	0	0	12	
16	23	DISEASES OF THE LIVER	Male	0	7	115	209	184	89	28	28	0	660	
			Female	0	0	0	7	7	7	2	5	0	28	
			Total	0	7	115	216	191	96	30	33	0	688	
17	24	GASTRIC AND DUODENAL ULCER	Male	0	0	2	4	6	4	5	5	0	26	
			Female	0	0	0	0	0	1	1	0	0	2	
			Total	0	0	2	4	6	5	6	5	0	28	
18	25	DISEASES OF APPENDIX	Male	0	1	1	3	2	0	0	0	0	7	
			Female	0	0	0	0	0	0	0	0	0	0	
			Total	0	1	1	3	2	0	0	0	0	7	
19	26	Genital Urinary system	Male	0	0	0	1	3	2	0	0	0	6	
			Female	0	0	0	0	0	0	0	0	0	0	
			Total	0	0	0	1	3	2	0	0	0	6	
20	30	CEREBROVASCULAR DISEASES	Male	0	0	3	13	22	19	17	17	0	91	
			Female	0	0	0	1	2	0	0	1	0	4	
			Total	0	0	3	14	24	19	17	18	0	95	
21	31	SENILITY	Male	0	0	0	0	0	12	93	190	0	295	
			Female	0	0	0	0	0	0	3	24	0	27	
			Total	0	0	0	0	0	12	96	214	0	322	
22	32	Others not else where classifi	Male	0	0	9	16	6	21	1	36	0	89	

TABLE D-19 DEATHS BY SELECTED CAUSE OF DEATH, AGE, SEX AND HABITS-(RURAL) - 2022

Sl. No	Cause ID	Selected cause of death	Sex	Age of the Diseased									Total
				Below 15	15-24	25-34	35-44	45-54	55-64	65-69	70 & above	Age not Stated	
1	2	3	4	5	6	7	8	9	10	11	12	13	14
			Female	0	0	0	0	0	0	0	7	0	7
			Total	0	0	9	16	6	21	1	43	0	96
23	33	BITES OF SNAKES AND OTHER VENO	Male	0	0	3	3	4	5	0	0	0	15
			Female	0	0	1	0	0	0	0	0	0	1
			Total	0	0	4	3	4	5	0	0	0	16
24	34	BURNS AND CORROSIONS	Male	0	1	2	7	5	2	1	2	0	20
			Female	0	0	0	1	0	0	0	0	0	1
			Total	0	1	2	8	5	2	1	2	0	21
25	35	ACCIDENTAL FALLS	Male	0	1	3	8	6	5	1	3	0	27
			Female	0	0	0	0	0	0	0	0	0	0
			Total	0	1	3	8	6	5	1	3	0	27
26	36	POISONINGS BY DRUGS AND BIOLOG	Male	0	10	26	47	27	30	12	13	0	165
			Female	0	0	0	1	4	1	1	0	0	7
			Total	0	10	26	48	31	31	13	13	0	172
27	37	MOTOR VEHICLE TRAFFIC ACCIDENT	Male	0	3	16	11	6	1	2	3	0	42
			Female	0	0	0	0	0	0	0	0	0	0
			Total	0	3	16	11	6	1	2	3	0	42
28	38	OTHER ROAD VEHICLE ACCIDENTS	Male	0	2	9	16	12	17	3	6	0	65
			Female	0	0	0	0	0	0	0	1	0	1
			Total	0	2	9	16	12	17	3	7	0	66
29	39	INTENTIONAL SELF-HARM(SUICIDE-	Male	0	4	18	27	12	6	1	2	0	70
			Female	0	0	0	0	0	1	0	0	0	1
			Total	0	4	18	27	12	7	1	2	0	71
30	40	ASSAULT(HOMICIDE)	Male	0	0	4	3	2	1	0	2	0	12
			Female	0	0	0	0	0	0	0	0	0	0
			Total	0	0	4	3	2	1	0	2	0	12
31	41	Not Stated	Male	0	0	0	2	0	0	0	0	0	2
			Female	0	0	0	0	0	0	0	0	0	0
			Total	0	0	0	2	0	0	0	0	0	2
32	42	Viral Fever	Male	0	1	9	13	2	1	1	0	0	27
			Female	0	0	0	0	0	0	0	0	0	0
			Total	0	1	9	13	2	1	1	0	0	27
33	43	RENAL FAILURE and OTHER DISORD	Male	0	4	32	71	71	61	22	39	0	300
			Female	0	0	0	3	3	0	0	2	0	8
			Total	0	4	32	74	74	61	22	41	0	308
34	44	SEPTICAEMIA	Male	0	2	25	59	50	39	21	20	0	216
			Female	0	0	0	1	2	2	2	0	0	7
			Total	0	2	25	60	52	41	23	20	0	223
35	45	Syphilis	Male	0	0	1	2	0	0	0	0	0	3
			Female	0	0	0	0	0	0	0	0	0	0
			Total	0	0	1	2	0	0	0	0	0	3
36	46	COVID 19 VIRUS IDENTIFIED	Male	0	1	2	2	6	1	0	5	0	17
			Female	0	0	0	0	0	1	0	0	0	1
			Total	0	1	2	2	6	2	0	5	0	18
37	47	TUBERCULOSIS OF OTHER ORGANS A	Male	0	1	10	18	25	10	3	9	0	76
			Female	0	0	0	0	0	0	1	1	0	2
			Total	0	1	10	18	25	10	4	10	0	78
38	49	HUMAN IMMUNODEFICIENCY VIRUS[H	Male	0	0	0	1	10	2	0	0	0	13
			Female	0	0	0	0	0	0	0	0	0	0
			Total	0	0	0	1	10	2	0	0	0	13
39	50	MALIGNANT NEOPLASMS OF LIP, OR	Male	0	0	1	19	23	20	4	15	0	82
			Female	0	0	0	0	0	1	0	1	0	2
			Total	0	0	1	19	23	21	4	16	0	84
40	51	MALIGNANT NEOPLASM OF OESOPHAG	Male	0	1	0	3	4	9	5	4	0	26
			Female	0	0	0	0	0	1	0	0	0	1

TABLE D-19 DEATHS BY SELECTED CAUSE OF DEATH, AGE, SEX AND HABITS-(RURAL) - 2022

Sl. No	Cause ID	Selected cause of death	Sex	Age of the Diseased									Total
				Below 15	15-24	25-34	35-44	45-54	55-64	65-69	70 & above	Age not Stated	
1	2	3	4	5	6	7	8	9	10	11	12	13	14
			Total	0	1	0	3	4	10	5	4	0	27
41	52	MALIGNANT NEOPLASM OF STOMACH	Male	0	0	1	5	15	15	7	17	0	60
			Female	0	0	0	0	0	0	0	1	0	1
			Total	0	0	1	5	15	15	7	18	0	61
42	53	MALIGNANT NEOPLASMS OF LIVER A	Male	0	1	6	16	15	10	2	12	0	62
			Female	0	0	0	1	1	0	0	1	0	3
			Total	0	1	6	17	16	10	2	13	0	65
43	54	MALIGNANT NEOPLASMS OF LARYNX,	Male	0	0	8	24	16	20	10	21	0	99
			Female	0	0	0	0	0	1	1	0	0	2
			Total	0	0	8	24	16	21	11	21	0	101
44	55	MALIGNANT NEOPLASM OF BREAST	Male	0	0	0	0	0	0	0	0	0	0
			Female	0	0	0	0	1	0	0	0	0	1
			Total	0	0	0	0	1	0	0	0	0	1
45	56	OTHER MALIGNANT NEOPLASM OF FE	Male	0	0	0	0	0	0	0	0	0	0
			Female	0	0	0	0	0	0	0	2	0	2
			Total	0	0	0	0	0	0	0	2	0	2
46	57	MALIGNANT NEOPLASM OF PROSTATE	Male	0	0	0	0	1	1	0	2	0	4
			Female	0	0	0	0	0	0	0	0	0	0
			Total	0	0	0	0	1	1	0	2	0	4
47	58	MALIGNANT NEOPLASM OF BLADDER	Male	0	0	0	4	6	3	0	1	0	14
			Female	0	0	0	0	0	0	0	0	0	0
			Total	0	0	0	4	6	3	0	1	0	14
48	59	MALIGNANT NEOPLASMS OF MENINGE	Male	0	0	0	4	3	3	1	2	0	13
			Female	0	0	0	0	0	0	0	0	0	0
			Total	0	0	0	4	3	3	1	2	0	13
49	60	LEUKAEMIA	Male	0	0	1	1	0	1	2	1	0	6
			Female	0	0	0	0	0	0	0	0	0	0
			Total	0	0	1	1	0	1	2	1	0	6
50	61	OTHER PROTEIN-ENERGY MALNUTRIT	Male	0	0	1	5	4	2	1	3	0	16
			Female	0	0	0	0	0	0	0	0	0	0
			Total	0	0	1	5	4	2	1	3	0	16
51	62	DISORDERS OF THYROID GLAND	Male	0	0	0	2	0	0	0	0	0	2
			Female	0	0	0	0	0	0	0	0	0	0
			Total	0	0	0	2	0	0	0	0	0	2
52	63	SCHIZOPHRENIA, SCHIZOTYPAL & D	Male	0	0	1	5	3	1	0	2	0	12
			Female	0	0	0	0	0	1	1	0	0	2
			Total	0	0	1	5	3	2	1	2	0	14
53	64	OTHER INFLAMMATORY DISEASES OF	Male	0	0	4	4	5	4	1	1	0	19
			Female	0	0	0	1	0	0	0	0	0	1
			Total	0	0	4	5	5	4	1	1	0	20
54	65	EPILEPSY	Male	0	3	3	7	7	4	0	0	0	24
			Female	0	0	0	0	1	0	0	0	0	1
			Total	0	3	3	7	8	4	0	0	0	25
55	66	HYPERTENSIVE HEART DISEASES	Male	0	3	33	80	93	88	21	94	0	412
			Female	0	0	1	1	5	1	2	6	0	16
			Total	0	3	34	81	98	89	23	100	0	428
56	67	ACUTE MYOCARDIAL INFARCTION	Male	0	8	72	195	229	178	85	129	0	896
			Female	0	0	3	3	6	7	5	5	0	29
			Total	0	8	75	198	235	185	90	134	0	925
57	68	ARTERIAL EMBOLISM AND THROMBOS	Male	0	0	1	3	5	1	0	2	0	12
			Female	0	0	0	0	0	0	0	0	0	0
			Total	0	0	1	3	5	1	0	2	0	12
58	69	BRONCHITIS ,BRONCHIOLITIS and	Male	0	0	3	3	16	9	11	16	0	58
			Female	0	0	0	0	0	1	0	1	0	2
			Total	0	0	3	3	16	10	11	17	0	60

TABLE D-19 DEATHS BY SELECTED CAUSE OF DEATH, AGE, SEX AND HABITS-(RURAL) - 2022

Sl. No	Cause ID	Selected cause of death	Sex	Age of the Diseased									Age not Stated	Total
				Below 15	15-24	25-34	35-44	45-54	55-64	65-69	70 & above			
1	2	3	4	5	6	7	8	9	10	11	12	13	14	
59	70	PLEURISY	Male	0	0	0	0	0	1	0	0	0	1	
			Female	0	0	0	0	0	0	0	0	0	0	
			Total	0	0	0	0	0	1	0	0	0	1	
60	71	PARALYTIC ILEUS AND INTESTINAL	Male	0	0	3	11	22	31	17	43	0	127	
			Female	0	0	0	0	1	2	0	0	0	3	
			Total	0	0	3	11	23	33	17	43	0	130	
61	72	PERITONITIS	Male	0	2	5	6	3	2	0	0	0	18	
			Female	0	0	0	0	0	0	0	0	0	0	
			Total	0	2	5	6	3	2	0	0	0	18	
62	73	CHOLELITHIASIS AND CHOLECYSTIT	Male	0	0	4	9	8	5	0	0	0	26	
			Female	0	0	0	0	0	1	0	0	1		
			Total	0	0	4	9	8	6	0	0	1	27	
63	74	DISORDERS OF THE PANCREAS	Male	0	1	3	3	5	2	2	4	0	20	
			Female	0	0	0	0	0	0	0	0	0	0	
			Total	0	1	3	3	5	2	2	4	0	20	
64	75	RHEUMATOID ARTHRITIS AND OTHER	Male	0	0	0	0	0	1	0	1	0	2	
			Female	0	0	0	0	0	0	0	0	0	0	
			Total	0	0	0	0	0	1	0	1	0	2	
65	82	FEVER OF UNKNOWN ORIGIN	Male	0	2	10	23	21	19	4	7	0	86	
			Female	0	0	0	0	2	2	0	0	0	4	
			Total	0	2	10	23	23	21	4	7	0	90	
66	83	SHOCK, NOT ELSEWHERE CLASSIFIE	Male	1	3	19	52	72	43	12	29	0	231	
			Female	0	1	1	1	3	1	5	3	0	15	
			Total	1	4	20	53	75	44	17	32	0	246	
67	84	FRACTURE OF SKULL AND FACIAL B	Male	0	0	0	0	2	0	0	0	0	2	
			Female	0	0	0	0	0	0	0	0	0	0	
			Total	0	0	0	0	2	0	0	0	0	2	
68	86	FRACTURE OF UPPER LIMB	Male	0	0	1	0	1	0	0	0	0	2	
			Female	0	0	0	0	0	0	0	0	0	0	
			Total	0	0	1	0	1	0	0	0	0	2	
69	87	FRACTURE OF LOWER LIMB	Male	0	0	0	1	1	2	1	0	0	5	
			Female	0	0	0	0	0	0	0	0	0	0	
			Total	0	0	0	1	1	2	1	0	0	5	
70	88	FRACTURES INVOLVING MULTIPLE B	Male	0	0	0	1	1	0	0	1	0	3	
			Female	0	0	0	0	0	0	0	0	0	0	
			Total	0	0	0	1	1	0	0	1	0	3	
71	89	INTRACRANIAL AND INTERNAL INJU	Male	0	0	2	3	4	4	0	0	0	13	
			Female	0	0	0	0	0	0	0	0	0	0	
			Total	0	0	2	3	4	4	0	0	0	13	
72	90	CRUSHING INJURIES AND TRAUMATI	Male	0	0	0	0	0	2	0	2	0	4	
			Female	0	0	0	0	0	0	0	0	0	0	
			Total	0	0	0	0	0	2	0	2	0	4	
73	91	OTHER INJURIES OF SPECIFIED,UN	Male	0	0	3	5	9	5	2	2	0	26	
			Female	0	0	0	0	0	0	0	0	0	0	
			Total	0	0	3	5	9	5	2	2	0	26	
74	92	EFFECTS OF FOREIGN BODY ENTERI	Male	0	0	0	0	0	0	3	0	0	3	
			Female	0	0	0	0	0	0	0	0	0	0	
			Total	0	0	0	0	0	0	3	0	0	3	
75	93	RAILWAY ACCIDENTS	Male	0	0	0	1	2	0	0	0	0	3	
			Female	0	0	0	0	0	0	0	0	0	0	
			Total	0	0	0	1	2	0	0	0	0	3	
76	94	WATER TRANSPORT ACCIDENTS	Male	0	0	0	4	1	0	0	1	0	6	
			Female	0	0	0	0	0	0	0	0	0	0	
			Total	0	0	0	4	1	0	0	1	0	6	

TABLE D-19 DEATHS BY SELECTED CAUSE OF DEATH, AGE, SEX AND HABITS-(RURAL) - 2022

Sl. No	Cause ID	Selected cause of death	Sex	Age of the Diseased									Age not Stated	Total
				Below 15	15-24	25-34	35-44	45-54	55-64	65-69	70 & above			
1	2	3	4	5	6	7	8	9	10	11	12	13	14	
77	96	ALL OTHER TRANSPORT ACCIDENTS	Male	0	1	4	4	9	4	0	3	0	25	
			Female	0	0	0	0	0	0	0	1	0	1	
			Total	0	1	4	4	9	4	0	4	0	26	
78	97	ACCIDENTAL DROWING AND SUBMERS	Male	0	1	6	13	5	9	3	2	0	39	
			Female	0	0	0	0	1	1	0	0	0	2	
			Total	0	1	6	13	6	10	3	2	0	41	
79	102	ACCIDENTAL POISONING BY AND E	Male	0	1	1	6	4	4	1	1	0	18	
			Female	0	0	0	0	0	0	0	0	0	0	
			Total	0	1	1	6	4	4	1	1	0	18	
80	104	SUN STROKE	Male	0	0	0	0	5	3	4	8	0	20	
			Female	0	0	0	1	0	0	1	0	0	2	
			Total	0	0	0	1	5	3	4	9	0	22	
81	105	COVID 19 VIRUS NOT IDENTIFIED	Male	0	0	2	1	1	1	0	1	0	6	
			Female	0	0	0	0	0	0	0	0	0	0	
			Total	0	0	2	1	1	1	0	1	0	6	
82	106	DENGUE FEVER	Male	0	0	1	0	0	0	1	1	0	3	
			Female	0	0	0	0	0	0	0	0	0	0	
			Total	0	0	1	0	0	0	1	1	0	3	
		Total	Male	1	72	588	1295	1428	1195	507	1139	0	6225	
			Female	0	1	7	27	49	50	31	89	1	255	
			Total	0	0	2	3	5	7	0	1	0	6480	
		Chewing Tobacco,Arecnut & Drinking Alcohol												
1	2	TYPHOID FEVER AND PARATYPHOID	Male	0	0	0	0	0	1	0	0	0	1	
			Female	0	0	0	0	0	0	0	0	0	0	
			Total	0	0	0	0	0	1	0	0	0	1	
2	4	DIARRHOEA AND GASTROENTERITIS	Male	0	0	0	0	1	1	1	2	0	5	
			Female	0	0	0	0	0	0	0	0	0	0	
			Total	0	0	0	0	1	1	1	2	0	5	
3	5	RESPIRATORY TUBERCULOSIS	Male	0	0	1	3	6	3	1	3	0	17	
			Female	0	0	0	0	0	0	0	0	0	0	
			Total	0	0	1	3	6	3	1	3	0	17	
4	14	OTHER AND UNSPECIFIED NEOPLASM	Male	0	0	0	1	6	3	3	1	0	14	
			Female	0	0	0	0	1	0	0	0	0	1	
			Total	0	0	0	1	7	3	3	1	0	15	
5	15	DIABETES MELLITUS	Male	0	0	1	3	4	3	0	4	0	15	
			Female	0	0	0	0	0	0	1	0	0	1	
			Total	0	0	1	3	4	3	1	4	0	16	
6	16	OTHER ANAEMIAS(D50-D55,D57-D64	Male	0	1	1	1	2	0	0	1	0	6	
			Female	0	0	0	0	0	0	0	0	0	0	
			Total	0	1	1	1	2	0	0	1	0	6	
7	17	OTHER VIRAL ENCEPHALITIS	Male	0	0	0	0	0	0	0	0	0	0	
			Female	0	0	0	0	0	0	0	1	0	1	
			Total	0	0	0	0	0	0	0	1	0	1	
8	18	OTHER FORMS OF HEART DISEASES	Male	0	0	5	11	25	35	4	46	0	126	
			Female	0	0	0	1	2	2	1	1	0	7	
			Total	0	0	5	12	27	37	5	47	0	133	
9	19	PNEUMONIA	Male	0	1	3	9	7	11	5	7	0	43	
			Female	0	0	0	1	0	2	0	0	0	3	
			Total	0	1	3	10	7	13	5	7	0	46	
10	20	INFLUENZA	Male	0	0	0	0	1	0	0	0	0	1	
			Female	0	0	0	0	0	0	0	0	0	0	
			Total	0	0	0	0	1	0	0	0	0	1	
11	21	ASTHMA	Male	0	0	2	3	5	9	6	18	0	43	
			Female	0	0	0	0	0	1	0	9	0	10	
			Total	0	0	2	3	5	10	6	27	0	53	
12	22	OTHER VIRAL HEPATITIS (Jaundic	Male	0	0	1	0	0	1	0	0	0	2	

TABLE D-19 DEATHS BY SELECTED CAUSE OF DEATH, AGE, SEX AND HABITS-(RURAL) - 2022

Sl. No	Cause ID	Selected cause of death	Sex	Age of the Diseased									Total
				Below 15	15-24	25-34	35-44	45-54	55-64	65-69	70 & above	Age not Stated	
1	2	3	4	5	6	7	8	9	10	11	12	13	14
			Female	0	0	0	0	0	0	0	0	0	0
			Total	0	0	1	0	0	1	0	0	0	2
13	23	DISEASES OF THE LIVER	Male	0	0	17	22	28	12	3	6	0	88
			Female	0	0	0	0	2	1	0	0	0	3
			Total	0	0	17	22	30	13	3	6	0	91
14	24	GASTRIC AND DUODENAL ULCER	Male	0	0	0	0	1	0	0	1	0	2
			Female	0	0	0	0	0	0	0	0	0	0
			Total	0	0	0	0	1	0	0	1	0	2
15	25	DISEASES OF APPENDIX	Male	0	0	0	1	0	0	0	0	0	1
			Female	0	0	0	0	0	0	0	0	0	0
			Total	0	0	0	1	0	0	0	0	0	1
16	30	CEREBROVASCULAR DISEASES	Male	0	0	0	0	5	5	3	3	0	16
			Female	0	0	0	0	2	0	0	0	0	2
			Total	0	0	0	0	7	5	3	3	0	18
17	31	SENILITY	Male	0	0	0	0	0	3	9	40	0	52
			Female	0	0	0	0	0	0	1	8	0	9
			Total	0	0	0	0	0	3	10	48	0	61
18	32	Others not else where classifi	Male	0	0	2	1	0	1	0	6	0	10
			Female	0	0	0	0	0	0	0	3	0	3
			Total	0	0	2	1	0	1	0	9	0	13
19	33	BITES OF SNAKES AND OTHER VENO	Male	0	0	0	0	1	1	0	0	0	2
			Female	0	0	0	0	0	0	0	0	0	0
			Total	0	0	0	0	1	1	0	0	0	2
20	34	BURNS AND CORROSIONS	Male	0	1	0	0	0	0	0	0	0	1
			Female	0	0	0	0	0	0	0	0	0	0
			Total	0	1	0	0	0	0	0	0	0	1
21	35	ACCIDENTAL FALLS	Male	0	0	1	2	0	0	0	1	0	4
			Female	0	0	0	0	0	0	0	0	0	0
			Total	0	0	1	2	0	0	0	1	0	4
22	36	POISONINGS BY DRUGS AND BIOLOG	Male	0	1	3	2	0	3	4	3	0	16
			Female	0	0	0	0	0	0	1	0	0	1
			Total	0	1	3	2	0	3	5	3	0	17
23	37	MOTOR VEHICLE TRAFFIC ACCIDENT	Male	0	0	3	2	1	0	0	0	0	6
			Female	0	0	0	0	0	0	0	0	0	0
			Total	0	0	3	2	1	0	0	0	0	6
24	38	OTHER ROAD VEHICLE ACCIDENTS	Male	0	0	1	4	2	2	0	3	0	12
			Female	0	0	0	0	0	0	0	0	0	0
			Total	0	0	1	4	2	2	0	3	0	12
25	39	INTENTIONAL SELF-HARM(SUICIDE-	Male	0	2	2	3	3	0	0	0	0	10
			Female	0	0	0	0	0	0	0	0	0	0
			Total	0	2	2	3	3	0	0	0	0	10
26	40	ASSAULT(HOMICIDE)	Male	0	0	2	0	0	0	0	0	0	2
			Female	0	0	0	0	0	0	0	0	0	0
			Total	0	0	2	0	0	0	0	0	0	2
27	42	Viral Fever	Male	0	0	3	3	0	0	0	0	0	6
			Female	0	0	0	0	0	0	0	0	0	0
			Total	0	0	3	3	0	0	0	0	0	6
28	43	RENAL FAILURE and OTHER DISORD	Male	0	1	6	13	11	13	3	6	0	53
			Female	0	0	0	2	0	0	0	1	0	3
			Total	0	1	6	15	11	13	3	7	0	56
29	44	SEPTICAEMIA	Male	0	0	6	11	11	1	5	4	0	38
			Female	0	0	0	0	1	1	0	0	0	2
			Total	0	0	6	11	12	2	5	4	0	40
30	46	COVID 19 VIRUS IDENTIFIED	Male	0	0	0	0	0	0	0	2	0	2
			Female	0	0	0	0	0	0	0	0	0	0

TABLE D-19 DEATHS BY SELECTED CAUSE OF DEATH, AGE, SEX AND HABITS-(RURAL) - 2022

Sl. No	Cause ID	Selected cause of death	Sex	Age of the Diseased									Total
				Below 15	15-24	25-34	35-44	45-54	55-64	65-69	70 & above	Age not Stated	
1	2	3	4	5	6	7	8	9	10	11	12	13	14
			Total	0	0	0	0	0	0	0	2	0	2
31	47	TUBERCULOSIS OF OTHER ORGANS A	Male	0	1	0	1	6	0	0	0	0	8
			Female	0	0	0	0	0	0	0	0	0	0
			Total	0	1	0	1	6	0	0	0	0	8
32	49	HUMAN IMMUNODEFICIENCY VIRUS[H	Male	0	0	0	0	0	2	0	0	0	2
			Female	0	0	0	0	0	0	0	0	0	0
			Total	0	0	0	0	0	2	0	0	0	2
33	50	MALIGNANT NEOPLASMS OF LIP, OR	Male	0	0	1	4	7	5	1	3	0	21
			Female	0	0	0	0	0	1	0	1	0	2
			Total	0	0	1	4	7	6	1	4	0	23
34	51	MALIGNANT NEOPLASM OF OESOPHAG	Male	0	0	0	1	2	1	1	3	0	8
			Female	0	0	0	0	0	0	0	0	0	0
			Total	0	0	0	1	2	1	1	3	0	8
35	52	MALIGNANT NEOPLASM OF STOMACH	Male	0	0	0	1	2	2	2	8	0	15
			Female	0	0	0	0	0	0	0	0	0	0
			Total	0	0	0	1	2	2	2	8	0	15
36	53	MALIGNANT NEOPLASMS OF LIVER A	Male	0	0	2	5	1	2	1	3	0	14
			Female	0	0	0	0	0	0	0	0	0	0
			Total	0	0	2	5	1	2	1	3	0	14
37	54	MALIGNANT NEOPLASMS OF LARYNX,	Male	0	0	1	6	3	4	2	2	0	18
			Female	0	0	0	0	0	0	0	0	0	0
			Total	0	0	1	6	3	4	2	2	0	18
38	56	OTHER MALIGNANT NEOPLASM OF FE	Male	0	0	0	0	0	0	0	0	0	0
			Female	0	0	0	0	0	0	0	1	0	1
			Total	0	0	0	0	0	0	0	1	0	1
39	57	MALIGNANT NEOPLASM OF PROSTATE	Male	0	0	0	0	0	0	0	1	0	1
			Female	0	0	0	0	0	0	0	0	0	0
			Total	0	0	0	0	0	0	0	1	0	1
40	58	MALIGNANT NEOPLASM OF BLADDER	Male	0	0	0	0	0	1	0	1	0	2
			Female	0	0	0	0	0	0	0	0	0	0
			Total	0	0	0	0	0	1	0	1	0	2
41	59	MALIGNANT NEOPLASMS OF MENINGE	Male	0	0	0	1	0	1	0	0	0	2
			Female	0	0	0	0	0	0	0	0	0	0
			Total	0	0	0	1	0	1	0	0	0	2
42	60	LEUKAEMIA	Male	0	0	1	0	0	0	1	0	0	2
			Female	0	0	0	0	0	0	0	0	0	0
			Total	0	0	1	0	0	0	1	0	0	2
43	61	OTHER PROTEIN-ENERGY MALNUTRIT	Male	0	0	0	0	2	0	0	2	0	4
			Female	0	0	0	0	0	0	0	0	0	0
			Total	0	0	0	0	2	0	0	2	0	4
44	65	EPILEPSY	Male	0	0	1	0	3	0	0	0	0	4
			Female	0	0	0	0	0	0	0	0	0	0
			Total	0	0	1	0	3	0	0	0	0	4
45	66	HYPERTENSIVE HEART DISEASES	Male	0	0	5	15	15	14	5	19	0	73
			Female	0	0	0	0	1	1	1	2	0	5
			Total	0	0	5	15	16	15	6	21	0	78
46	67	ACUTE MYOCARDIAL INFARCTION	Male	0	3	14	36	41	38	17	29	0	178
			Female	0	0	0	1	4	1	2	4	0	12
			Total	0	3	14	37	45	39	19	33	0	190
47	68	ARTERIAL EMBOLISM AND THROMBOS	Male	0	0	1	0	1	0	0	1	0	3
			Female	0	0	0	0	0	0	0	0	0	0
			Total	0	0	1	0	1	0	0	1	0	3
48	69	BRONCHITIS ,BRONCHIOLITIS and	Male	0	0	2	0	1	2	3	1	0	9
			Female	0	0	0	0	0	0	0	0	0	0
			Total	0	0	2	0	1	2	3	1	0	9

TABLE D-19 DEATHS BY SELECTED CAUSE OF DEATH, AGE, SEX AND HABITS-(RURAL) - 2022

Sl. No	Cause ID	Selected cause of death	Sex	Age of the Diseased									Total
				Below 15	15-24	25-34	35-44	45-54	55-64	65-69	70 & above	Age not Stated	
1	2	3	4	5	6	7	8	9	10	11	12	13	14
49	71	PARALYTIC ILEUS AND INTESTINAL	Male	0	0	1	5	8	6	4	9	0	33
			Female	0	0	0	0	0	1	0	0	0	1
			Total	0	0	1	5	8	7	4	9	0	34
50	72	PERITONITIS	Male	0	1	1	0	0	0	0	0	0	2
			Female	0	0	0	0	0	0	0	0	0	0
			Total	0	1	1	0	0	0	0	0	0	2
51	73	CHOLELITHIASIS AND CHOLECYSTIT	Male	0	0	2	0	0	3	0	0	0	5
			Female	0	0	0	0	0	0	0	0	0	0
			Total	0	0	2	0	0	3	0	0	0	5
52	74	DISORDERS OF THE PANCREAS	Male	0	0	0	2	0	0	0	0	0	2
			Female	0	0	0	0	0	0	0	0	0	0
			Total	0	0	0	2	0	0	0	0	0	2
53	75	RHEUMATOID ARTHRITIS AND OTHER	Male	0	0	0	0	0	1	0	1	0	2
			Female	0	0	0	0	0	0	0	0	0	0
			Total	0	0	0	0	0	1	0	1	0	2
54	82	FEVER OF UNKNOWN ORIGIN	Male	0	2	0	4	3	2	1	2	0	14
			Female	0	0	0	0	0	0	0	0	0	0
			Total	0	2	0	4	3	2	1	2	0	14
55	83	SHOCK, NOT ELSEWHERE CLASSIFIE	Male	0	0	2	6	7	5	3	5	0	28
			Female	0	0	1	0	1	0	1	0	0	3
			Total	0	0	3	6	8	5	4	5	0	31
56	88	FRACTURES INVOLVING MULTIPLE B	Male	0	0	0	0	1	0	0	0	0	1
			Female	0	0	0	0	0	0	0	0	0	0
			Total	0	0	0	0	1	0	0	0	0	1
57	89	INTRACRANIAL AND INTERNAL INJU	Male	0	0	1	1	1	1	0	0	0	4
			Female	0	0	0	0	0	0	0	0	0	0
			Total	0	0	1	1	1	1	0	0	0	4
58	91	OTHER INJURIES OF SPECIFIED,UN	Male	0	0	0	1	0	2	0	0	0	3
			Female	0	0	0	0	0	0	0	0	0	0
			Total	0	0	0	1	0	2	0	0	0	3
59	96	ALL OTHER TRANSPORT ACCIDENTS	Male	0	0	3	0	0	1	0	0	0	4
			Female	0	0	0	0	0	0	0	1	0	1
			Total	0	0	3	0	0	1	0	1	0	5
60	97	ACCIDENTAL DROWING AND SUBMERS	Male	0	1	1	1	0	0	0	1	0	4
			Female	0	0	0	0	0	0	0	0	0	0
			Total	0	1	1	1	0	0	0	1	0	4
61	102	ACCIDENTAL POISONING BY AND E	Male	0	0	0	0	1	0	0	0	0	1
			Female	0	0	0	0	0	0	0	0	0	0
			Total	0	0	0	0	1	0	0	0	0	1
62	104	SUN STROKE	Male	0	0	0	0	0	1	2	0	0	3
			Female	0	0	0	0	0	0	0	1	0	1
			Total	0	0	0	0	0	1	2	1	0	4
		Total	Male	0	15	99	185	225	202	90	248	0	1064
			Female	0	0	1	5	14	11	8	33	0	72
			Total	0	0	0	0	0	0	0	2	0	1136
		All habits											
1	4	DIARRHOEA AND GASTROENTERITIS	Male	0	0	0	0	1	1	1	1	0	4
			Female	0	0	0	0	0	0	0	0	0	0
			Total	0	0	0	0	1	1	1	1	0	4
2	5	RESPIRATORY TUBERCULOSIS	Male	0	0	1	2	5	2	1	3	0	14
			Female	0	0	0	0	0	0	0	0	0	0
			Total	0	0	1	2	5	2	1	3	0	14
3	14	OTHER AND UNSPECIFIED NEOPLASM	Male	0	0	0	0	6	1	3	0	0	10
			Female	0	0	0	0	0	0	0	0	0	0
			Total	0	0	0	0	6	1	3	0	0	10

TABLE D-19 DEATHS BY SELECTED CAUSE OF DEATH, AGE, SEX AND HABITS-(RURAL) - 2022

Sl. No	Cause ID	Selected cause of death	Sex	Age of the Diseased									Age not Stated	Total
				Below 15	15-24	25-34	35-44	45-54	55-64	65-69	70 & above			
1	2	3	4	5	6	7	8	9	10	11	12	13	14	
4	15	DIABETES MELLITUS	Male	0	0	0	2	3	2	0	3	0	10	
			Female	0	0	0	0	0	0	0	0	0	0	
			Total	0	0	0	2	3	2	0	3	0	10	
5	16	OTHER ANAEMIAS(D50-D55,D57-D64	Male	0	0	1	1	1	0	0	0	0	3	
			Female	0	0	0	0	0	0	0	0	0	0	
			Total	0	0	1	1	1	0	0	0	0	3	
6	18	OTHER FORMS OF HEART DISEASES	Male	0	0	5	6	17	27	4	29	0	88	
			Female	0	0	0	0	0	1	1	0	0	2	
			Total	0	0	5	6	17	28	5	29	0	90	
7	19	PNEUMONIA	Male	0	1	3	9	7	11	5	5	0	41	
			Female	0	0	0	0	0	0	0	0	0	0	
			Total	0	1	3	9	7	11	5	5	0	41	
8	21	ASTHMA	Male	0	0	1	3	3	9	4	14	0	34	
			Female	0	0	0	0	0	0	0	1	0	1	
			Total	0	0	1	3	3	9	4	15	0	35	
9	22	OTHER VIRAL HEPATITIS (Jaundic	Male	0	0	1	0	0	1	0	0	0	2	
			Female	0	0	0	0	0	0	0	0	0	0	
			Total	0	0	1	0	0	1	0	0	0	2	
10	23	DISEASES OF THE LIVER	Male	0	0	12	13	15	8	1	3	0	52	
			Female	0	0	0	0	1	1	0	0	0	2	
			Total	0	0	12	13	16	9	1	3	0	54	
11	24	GASTRIC AND DUODENAL ULCER	Male	0	0	0	0	1	0	0	1	0	2	
			Female	0	0	0	0	0	0	0	0	0	0	
			Total	0	0	0	0	1	0	0	1	0	2	
12	25	DISEASES OF APPENDIX	Male	0	0	0	1	0	0	0	0	0	1	
			Female	0	0	0	0	0	0	0	0	0	0	
			Total	0	0	0	1	0	0	0	0	0	1	
13	30	CEREBROVASCULAR DISEASES	Male	0	0	0	0	3	3	3	2	0	11	
			Female	0	0	0	0	1	0	0	0	0	1	
			Total	0	0	0	0	4	3	3	2	0	12	
14	31	SENILITY	Male	0	0	0	0	0	0	8	30	0	38	
			Female	0	0	0	0	0	0	0	0	0	0	
			Total	0	0	0	0	0	0	8	30	0	38	
15	32	Others not else where classifi	Male	0	0	2	1	0	1	0	2	0	6	
			Female	0	0	0	0	0	0	0	0	0	0	
			Total	0	0	2	1	0	1	0	2	0	6	
16	33	BITES OF SNAKES AND OTHER VENO	Male	0	0	0	0	1	1	0	0	0	2	
			Female	0	0	0	0	0	0	0	0	0	0	
			Total	0	0	0	0	1	1	0	0	0	2	
17	35	ACCIDENTAL FALLS	Male	0	0	1	2	0	0	0	1	0	4	
			Female	0	0	0	0	0	0	0	0	0	0	
			Total	0	0	1	2	0	0	0	1	0	4	
18	36	POISONINGS BY DRUGS AND BIOLOG	Male	0	0	3	0	0	1	4	2	0	10	
			Female	0	0	0	0	0	0	0	0	0	0	
			Total	0	0	3	0	0	1	4	2	0	10	
19	37	MOTOR VEHICLE TRAFFIC ACCIDENT	Male	0	0	1	1	1	0	0	0	0	3	
			Female	0	0	0	0	0	0	0	0	0	0	
			Total	0	0	1	1	1	0	0	0	0	3	
20	38	OTHER ROAD VEHICLE ACCIDENTS	Male	0	0	1	2	2	1	0	2	0	8	
			Female	0	0	0	0	0	0	0	0	0	0	
			Total	0	0	1	2	2	1	0	2	0	8	
21	39	INTENTIONAL SELF-HARM(SUICIDE-	Male	0	1	1	3	3	0	0	0	0	8	
			Female	0	0	0	0	0	0	0	0	0	0	
			Total	0	1	1	3	3	0	0	0	0	8	
22	40	ASSAULT(HOMICIDE)	Male	0	0	1	0	0	0	0	0	0	1	

TABLE D-19 DEATHS BY SELECTED CAUSE OF DEATH, AGE, SEX AND HABITS-(RURAL) - 2022

Sl. No	Cause ID	Selected cause of death	Sex	Age of the Diseased									Total
				Below 15	15-24	25-34	35-44	45-54	55-64	65-69	70 & above	Age not Stated	
1	2	3	4	5	6	7	8	9	10	11	12	13	14
			Female	0	0	0	0	0	0	0	0	0	0
			Total	0	0	1	0	0	0	0	0	0	1
23	42	Viral Fever	Male	0	0	2	3	0	0	0	0	0	5
			Female	0	0	0	0	0	0	0	0	0	0
			Total	0	0	2	3	0	0	0	0	0	5
24	43	RENAL FAILURE and OTHER DISORD	Male	0	1	5	12	7	7	1	5	0	38
			Female	0	0	0	2	0	0	0	0	0	2
			Total	0	1	5	14	7	7	1	5	0	40
25	44	SEPTICAEMIA	Male	0	0	4	4	8	1	4	4	0	25
			Female	0	0	0	0	0	1	0	0	0	1
			Total	0	0	4	4	8	2	4	4	0	26
26	46	COVID 19 VIRUS IDENTIFIED	Male	0	0	0	0	0	0	0	1	0	1
			Female	0	0	0	0	0	0	0	0	0	0
			Total	0	0	0	0	0	0	0	1	0	1
27	47	TUBERCULOSIS OF OTHER ORGANS A	Male	0	1	0	1	5	0	0	0	0	7
			Female	0	0	0	0	0	0	0	0	0	0
			Total	0	1	0	1	5	0	0	0	0	7
28	49	HUMAN IMMUNODEFICIENCY VIRUS[H	Male	0	0	0	0	0	2	0	0	0	2
			Female	0	0	0	0	0	0	0	0	0	0
			Total	0	0	0	0	0	2	0	0	0	2
29	50	MALIGNANT NEOPLASMS OF LIP, OR	Male	0	0	1	4	5	4	1	1	0	16
			Female	0	0	0	0	0	0	0	0	0	0
			Total	0	0	1	4	5	4	1	1	0	16
30	51	MALIGNANT NEOPLASM OF OESOPHAG	Male	0	0	0	1	2	1	1	2	0	7
			Female	0	0	0	0	0	0	0	0	0	0
			Total	0	0	0	1	2	1	1	2	0	7
31	52	MALIGNANT NEOPLASM OF STOMACH	Male	0	0	0	0	1	2	2	3	0	8
			Female	0	0	0	0	0	0	0	0	0	0
			Total	0	0	0	0	1	2	2	3	0	8
32	53	MALIGNANT NEOPLASMS OF LIVER A	Male	0	0	2	2	0	1	1	2	0	8
			Female	0	0	0	0	0	0	0	0	0	0
			Total	0	0	2	2	0	1	1	2	0	8
33	54	MALIGNANT NEOPLASMS OF LARYNX,	Male	0	0	1	3	1	3	2	2	0	12
			Female	0	0	0	0	0	0	0	0	0	0
			Total	0	0	1	3	1	3	2	2	0	12
34	57	MALIGNANT NEOPLASM OF PROSTATE	Male	0	0	0	0	0	0	0	1	0	1
			Female	0	0	0	0	0	0	0	0	0	0
			Total	0	0	0	0	0	0	0	1	0	1
35	58	MALIGNANT NEOPLASM OF BLADDER	Male	0	0	0	0	0	1	0	0	0	1
			Female	0	0	0	0	0	0	0	0	0	0
			Total	0	0	0	0	0	1	0	0	0	1
36	60	LEUKAEMIA	Male	0	0	1	0	0	0	1	0	0	2
			Female	0	0	0	0	0	0	0	0	0	0
			Total	0	0	1	0	0	0	1	0	0	2
37	61	OTHER PROTEIN-ENERGY MALNUTRIT	Male	0	0	0	0	1	0	0	0	0	1
			Female	0	0	0	0	0	0	0	0	0	0
			Total	0	0	0	0	1	0	0	0	0	1
38	65	EPILEPSY	Male	0	0	1	0	2	0	0	0	0	3
			Female	0	0	0	0	0	0	0	0	0	0
			Total	0	0	1	0	2	0	0	0	0	3
39	66	HYPERTENSIVE HEART DISEASES	Male	0	0	5	9	11	10	4	8	0	47
			Female	0	0	0	0	0	0	1	1	0	2
			Total	0	0	5	9	11	10	5	9	0	49
40	67	ACUTE MYOCARDIAL INFARCTION	Male	0	1	8	23	29	25	11	24	0	121
			Female	0	0	0	0	0	0	0	1	0	1

TABLE D-19 DEATHS BY SELECTED CAUSE OF DEATH, AGE, SEX AND HABITS-(RURAL) - 2022

Sl. No	Cause ID	Selected cause of death	Sex	Age of the Diseased									Total
				Below 15	15-24	25-34	35-44	45-54	55-64	65-69	70 & above	Age not Stated	
1	2	3	4	5	6	7	8	9	10	11	12	13	14
			Total	0	1	8	23	29	25	11	25	0	122
41	68	ARTERIAL EMBOLISM AND THROMBOS	Male	0	0	1	0	1	0	0	1	0	3
			Female	0	0	0	0	0	0	0	0	0	0
			Total	0	0	1	0	1	0	0	1	0	3
42	69	BRONCHITIS ,BRONCHIOLITIS and	Male	0	0	1	0	1	2	2	1	0	7
			Female	0	0	0	0	0	0	0	0	0	0
			Total	0	0	1	0	1	2	2	1	0	7
43	71	PARALYTIC ILEUS AND INTESTINAL	Male	0	0	0	4	6	5	1	3	0	19
			Female	0	0	0	0	0	0	0	0	0	0
			Total	0	0	0	4	6	5	1	3	0	19
44	73	CHOLELITHIASIS AND CHOLECYSTIT	Male	0	0	2	0	0	1	0	0	0	3
			Female	0	0	0	0	0	0	0	0	0	0
			Total	0	0	2	0	0	1	0	0	0	3
45	74	DISORDERS OF THE PANCREAS	Male	0	0	0	2	0	0	0	0	0	2
			Female	0	0	0	0	0	0	0	0	0	0
			Total	0	0	0	2	0	0	0	0	0	2
46	75	RHEUMATOID ARTHRITIS AND OTHER	Male	0	0	0	0	0	1	0	1	0	2
			Female	0	0	0	0	0	0	0	0	0	0
			Total	0	0	0	0	0	1	0	1	0	2
47	82	FEVER OF UNKNOWN ORIGIN	Male	0	1	0	3	0	2	1	1	0	8
			Female	0	0	0	0	0	0	0	0	0	0
			Total	0	1	0	3	0	2	1	1	0	8
48	83	SHOCK, NOT ELSEWHERE CLASSIFIE	Male	0	0	1	6	6	2	2	3	0	20
			Female	0	0	0	0	0	0	0	0	0	0
			Total	0	0	1	6	6	2	2	3	0	20
49	89	INTRACRANIAL AND INTERNAL INJU	Male	0	0	0	1	0	1	0	0	0	2
			Female	0	0	0	0	0	0	0	0	0	0
			Total	0	0	0	1	0	1	0	0	0	2
50	91	OTHER INJURIES OF SPECIFIED,UN	Male	0	0	0	1	0	1	0	0	0	2
			Female	0	0	0	0	0	0	0	0	0	0
			Total	0	0	0	1	0	1	0	0	0	2
51	96	ALL OTHER TRANSPORT ACCIDENTS	Male	0	0	2	0	0	1	0	0	0	3
			Female	0	0	0	0	0	0	0	0	0	0
			Total	0	0	2	0	0	1	0	0	0	3
52	97	ACCIDENTAL DROWING AND SUBMERS	Male	0	1	1	0	0	0	0	0	0	2
			Female	0	0	0	0	0	0	0	0	0	0
			Total	0	1	1	0	0	0	0	0	0	2
53	102	ACCIDENTAL POISOINING BY AND E	Male	0	0	0	0	1	0	0	0	0	1
			Female	0	0	0	0	0	0	0	0	0	0
			Total	0	0	0	0	1	0	0	0	0	1
54	104	SUN STROKE	Male	0	0	0	0	0	1	1	0	0	2
			Female	0	0	0	0	0	0	0	0	0	0
			Total	0	0	0	0	0	1	1	0	0	2
		Total	Male	0	7	72	125	156	143	69	161	0	733
			Female	0	0	0	2	2	3	2	3	0	12
			Total	0	0	0	0	1	1	1	1	0	745
		Smoking & chewing Tobacco											
1	2	TYPHOID FEVER AND PARATYPHOID	Male	0	0	0	0	0	1	1	1	0	3
			Female	0	0	0	0	0	1	0	0	0	1
			Total	0	0	0	0	0	2	1	1	0	4
2	3	FOOD POISONING	Male	0	1	0	0	0	0	0	0	0	1
			Female	0	0	0	0	0	0	0	0	0	0
			Total	0	1	0	0	0	0	0	0	0	1
3	4	DIARRHOEA AND GASTROENTERITIS	Male	0	0	0	0	1	2	1	1	0	5
			Female	0	0	0	0	0	0	0	0	0	0
			Total	0	0	0	0	1	2	1	1	0	5

TABLE D-19 DEATHS BY SELECTED CAUSE OF DEATH, AGE, SEX AND HABITS-(RURAL) - 2022

Sl. No	Cause ID	Selected cause of death	Sex	Age of the Diseased									Total
				Below 15	15-24	25-34	35-44	45-54	55-64	65-69	70 & above	Age not Stated	
1	2	3	4	5	6	7	8	9	10	11	12	13	14
4	5	RESPIRATORY TUBERCULOSIS	Male	0	0	2	6	9	8	2	7	0	34
			Female	0	0	0	0	0	0	0	0	0	0
			Total	0	0	2	6	9	8	2	7	0	34
5	14	OTHER AND UNSPECIFIED NEOPLASM	Male	0	0	1	3	9	4	5	2	1	25
			Female	0	0	0	0	2	0	0	1	0	3
			Total	0	0	1	3	11	4	5	3	1	28
6	15	DIABETES MELLITUS	Male	0	0	1	5	8	5	2	7	0	28
			Female	0	0	0	0	0	0	0	0	0	0
			Total	0	0	1	5	8	5	2	7	0	28
7	16	OTHER ANAEMIAS(D50-D55,D57-D64	Male	0	0	2	3	1	1	1	0	0	8
			Female	0	0	0	0	0	0	0	0	0	0
			Total	0	0	2	3	1	1	1	0	0	8
8	18	OTHER FORMS OF HEART DISEASES	Male	0	0	9	15	37	43	6	53	0	163
			Female	0	0	0	0	0	1	1	1	0	3
			Total	0	0	9	15	37	44	7	54	0	166
9	19	PNEUMONIA	Male	0	1	4	11	11	12	6	9	0	54
			Female	0	0	0	0	0	0	0	0	0	0
			Total	0	1	4	11	11	12	6	9	0	54
10	20	INFLUENZA	Male	0	0	0	0	0	1	0	0	0	1
			Female	0	0	0	0	0	0	0	0	0	0
			Total	0	0	0	0	0	1	0	0	0	1
11	21	ASTHMA	Male	0	0	1	7	11	18	7	26	0	70
			Female	0	0	0	0	0	0	0	3	0	3
			Total	0	0	1	7	11	18	7	29	0	73
12	22	OTHER VIRAL HEPATITIS (Jaundic	Male	0	0	1	0	1	1	0	0	0	3
			Female	0	0	0	0	0	0	0	0	0	0
			Total	0	0	1	0	1	1	0	0	0	3
13	23	DISEASES OF THE LIVER	Male	0	0	23	27	29	11	1	6	0	97
			Female	0	0	0	0	1	2	0	1	0	4
			Total	0	0	23	27	30	13	1	7	0	101
14	24	GASTRIC AND DUODENAL ULCER	Male	0	0	0	1	1	1	0	2	0	5
			Female	0	0	0	0	0	0	0	0	0	0
			Total	0	0	0	1	1	1	0	2	0	5
15	25	DISEASES OF APPENDIX	Male	0	1	0	3	0	0	0	0	0	4
			Female	0	0	0	0	0	0	0	0	0	0
			Total	0	1	0	3	0	0	0	0	0	4
16	26	Genital Urinary system	Male	0	0	0	1	0	1	0	0	0	2
			Female	0	0	0	0	0	0	0	0	0	0
			Total	0	0	0	1	0	1	0	0	0	2
17	30	CEREBROVASCULAR DISEASES	Male	0	0	0	0	4	4	6	6	0	20
			Female	0	0	0	0	1	0	0	0	0	1
			Total	0	0	0	0	5	4	6	6	0	21
18	31	SENILITY	Male	0	0	0	0	0	2	17	61	0	80
			Female	0	0	0	0	0	0	1	3	0	4
			Total	0	0	0	0	0	2	18	64	0	84
19	32	Others not else where classifi	Male	0	0	2	1	1	3	1	6	0	14
			Female	0	0	0	0	0	0	0	1	0	1
			Total	0	0	2	1	1	3	1	7	0	15
20	33	BITES OF SNAKES AND OTHER VENO	Male	0	0	0	0	1	3	0	0	0	4
			Female	0	0	0	0	0	0	0	0	0	0
			Total	0	0	0	0	1	3	0	0	0	4
21	34	BURNS AND CORROSIONS	Male	0	0	0	1	1	0	0	0	0	2
			Female	0	0	0	0	0	0	0	0	0	0
			Total	0	0	0	1	1	0	0	0	0	2

TABLE D-19 DEATHS BY SELECTED CAUSE OF DEATH, AGE, SEX AND HABITS-(RURAL) - 2022

Sl. No	Cause ID	Selected cause of death	Sex	Age of the Diseased									Total
				Below 15	15-24	25-34	35-44	45-54	55-64	65-69	70 & above	Age not Stated	
1	2	3	4	5	6	7	8	9	10	11	12	13	14
22	35	ACCIDENTAL FALLS	Male	0	0	1	2	0	2	0	1	0	6
			Female	0	0	0	0	0	0	0	0	0	0
			Total	0	0	1	2	0	2	0	1	0	6
23	36	POISONINGS BY DRUGS AND BIOLOG	Male	0	0	5	2	2	2	4	2	0	17
			Female	0	0	0	0	0	0	0	0	0	0
			Total	0	0	5	2	2	2	4	2	0	17
24	37	MOTOR VEHICLE TRAFFIC ACCIDENT	Male	0	0	1	1	1	0	0	0	0	3
			Female	0	0	0	0	0	0	0	0	0	0
			Total	0	0	1	1	1	0	0	0	0	3
25	38	OTHER ROAD VEHICLE ACCIDENTS	Male	0	0	1	3	3	2	0	3	0	12
			Female	0	0	0	0	0	0	0	1	0	1
			Total	0	0	1	3	3	2	0	4	0	13
26	39	INTENTIONAL SELF-HARM(SUICIDE-	Male	0	1	2	6	5	0	0	0	0	14
			Female	0	0	0	0	0	0	0	0	0	0
			Total	0	1	2	6	5	0	0	0	0	14
27	40	ASSAULT(HOMICIDE)	Male	0	0	1	0	0	0	0	0	0	1
			Female	0	0	0	0	0	0	0	0	0	0
			Total	0	0	1	0	0	0	0	0	0	1
28	42	Viral Fever	Male	0	0	2	4	0	0	0	0	0	6
			Female	0	0	0	0	0	0	0	0	0	0
			Total	0	0	2	4	0	0	0	0	0	6
29	43	RENAL FAILURE and OTHER DISORD	Male	0	1	7	18	14	10	4	8	0	62
			Female	0	0	0	2	0	0	0	0	0	2
			Total	0	1	7	20	14	10	4	8	0	64
30	44	SEPTICAEMIA	Male	0	0	7	6	10	7	5	6	0	41
			Female	0	0	0	0	1	2	1	0	0	4
			Total	0	0	7	6	11	9	6	6	0	45
31	45	Syphillis	Male	0	0	1	1	0	0	0	0	0	2
			Female	0	0	0	0	0	0	0	0	0	0
			Total	0	0	1	1	0	0	0	0	0	2
32	46	COVID 19 VIRUS IDENTIFIED	Male	0	0	0	0	0	0	0	1	0	1
			Female	0	0	0	0	0	0	0	0	0	0
			Total	0	0	0	0	0	0	0	1	0	1
33	47	TUBERCULOSIS OF OTHER ORGANS A	Male	0	1	1	3	6	1	1	1	0	14
			Female	0	0	0	0	0	0	0	0	0	0
			Total	0	1	1	3	6	1	1	1	0	14
34	49	HUMAN IMMUNODEFICIENCY VIRUS[H	Male	0	0	0	0	1	2	0	0	0	3
			Female	0	0	0	0	0	0	0	0	0	0
			Total	0	0	0	0	1	2	0	0	0	3
35	50	MALIGNANT NEOPLASMS OF LIP, OR	Male	0	0	1	10	11	9	3	5	0	39
			Female	0	0	0	0	0	0	0	0	0	0
			Total	0	0	1	10	11	9	3	5	0	39
36	51	MALIGNANT NEOPLASM OF OESOPHAG	Male	0	0	0	2	3	1	2	4	0	12
			Female	0	0	0	0	0	0	0	0	0	0
			Total	0	0	0	2	3	1	2	4	0	12
37	52	MALIGNANT NEOPLASM OF STOMACH	Male	0	0	0	0	5	4	2	7	0	18
			Female	0	0	0	0	0	0	0	0	0	0
			Total	0	0	0	0	5	4	2	7	0	18
38	53	MALIGNANT NEOPLASMS OF LIVER A	Male	0	0	2	3	1	2	1	2	0	11
			Female	0	0	0	0	0	0	0	0	0	0
			Total	0	0	2	3	1	2	1	2	0	11
39	54	MALIGNANT NEOPLASMS OF LARYNX,	Male	0	0	1	4	1	6	2	3	0	17
			Female	0	0	0	0	0	0	0	0	0	0
			Total	0	0	1	4	1	6	2	3	0	17
40	57	MALIGNANT NEOPLASM OF PROSTATE	Male	0	0	0	0	0	0	1	2	0	3

TABLE D-19 DEATHS BY SELECTED CAUSE OF DEATH, AGE, SEX AND HABITS-(RURAL) - 2022

Sl. No	Cause ID	Selected cause of death	Sex	Age of the Diseased									Total
				Below 15	15-24	25-34	35-44	45-54	55-64	65-69	70 & above	Age not Stated	
1	2	3	4	5	6	7	8	9	10	11	12	13	14
			Female	0	0	0	0	0	0	0	0	0	0
			Total	0	0	0	0	0	0	0	1	2	0
41	58	MALIGNANT NEOPLASM OF BLADDER	Male	0	0	0	0	1	2	0	1	0	4
			Female	0	0	0	0	0	0	0	0	0	0
			Total	0	0	0	0	1	2	0	1	0	4
42	60	LEUKAEMIA	Male	0	0	1	0	0	0	1	0	0	2
			Female	0	0	0	0	0	0	0	0	0	0
			Total	0	0	1	0	0	0	1	0	0	2
43	61	OTHER PROTEIN-ENERGY MALNUTRIT	Male	0	0	0	0	1	1	0	0	0	2
			Female	0	0	0	0	0	0	0	0	0	0
			Total	0	0	0	0	1	1	0	0	0	2
44	64	OTHER INFLAMMATORY DISEASES OF	Male	0	0	0	1	1	2	0	0	0	4
			Female	0	0	0	0	0	0	0	0	0	0
			Total	0	0	0	1	1	2	0	0	0	4
45	65	EPILEPSY	Male	0	1	2	0	2	1	0	0	0	6
			Female	0	0	0	0	0	0	0	0	0	0
			Total	0	1	2	0	2	1	0	0	0	6
46	66	HYPERTENSIVE HEART DISEASES	Male	0	0	9	17	25	24	5	22	0	102
			Female	0	0	0	0	0	1	1	1	0	3
			Total	0	0	9	17	25	25	6	23	0	105
47	67	ACUTE MYOCARDIAL INFARCTION	Male	0	1	13	37	46	37	21	48	0	203
			Female	0	0	1	0	0	0	2	3	0	6
			Total	0	1	14	37	46	37	23	51	0	209
48	68	ARTERIAL EMBOLISM AND THROMBOS	Male	0	0	1	1	2	0	0	1	0	5
			Female	0	0	0	0	0	0	0	0	0	0
			Total	0	0	1	1	2	0	0	1	0	5
49	69	BRONCHITIS ,BRONCHIOLITIS and	Male	0	0	2	0	3	3	3	5	0	16
			Female	0	0	0	0	0	0	0	0	0	0
			Total	0	0	2	0	3	3	3	5	0	16
50	71	PARALYTIC ILEUS AND INTESTINAL	Male	0	0	0	5	8	8	7	9	0	37
			Female	0	0	0	0	0	0	0	0	0	0
			Total	0	0	0	5	8	8	7	9	0	37
51	72	PERITONITIS	Male	0	0	1	0	1	0	0	0	0	2
			Female	0	0	0	0	0	0	0	0	0	0
			Total	0	0	1	0	1	0	0	0	0	2
52	73	CHOLELITHIASIS AND CHOLECYSTIT	Male	0	0	2	2	1	1	0	0	0	6
			Female	0	0	0	0	0	1	0	0	0	1
			Total	0	0	2	2	1	2	0	0	0	7
53	74	DISORDERS OF THE PANCREAS	Male	0	0	0	2	0	0	0	1	0	3
			Female	0	0	0	0	0	0	0	0	0	0
			Total	0	0	0	2	0	0	0	1	0	3
54	75	RHEUMATOID ARTHRITIS AND OTHER	Male	0	0	0	0	0	1	0	1	0	2
			Female	0	0	0	0	0	0	0	0	0	0
			Total	0	0	0	0	0	1	0	1	0	2
55	82	FEVER OF UNKNOWN ORIGIN	Male	0	2	0	3	2	3	1	2	0	13
			Female	0	0	0	0	0	0	0	0	0	0
			Total	0	2	0	3	2	3	1	2	0	13
56	83	SHOCK, NOT ELSEWHERE CLASSIFIE	Male	0	0	2	7	12	3	2	5	0	31
			Female	0	0	0	0	0	0	2	1	0	3
			Total	0	0	2	7	12	3	4	6	0	34
57	85	FRACTURE OF NECK,THORAX OR PEL	Male	0	0	0	0	0	0	0	0	0	0
			Female	0	0	0	0	0	0	0	1	0	1
			Total	0	0	0	0	0	0	0	1	0	1
58	87	FRACTURE OF LOWER LIMB	Male	0	0	0	1	0	0	0	0	0	1
			Female	0	0	0	0	0	0	0	0	0	0

TABLE D-19 DEATHS BY SELECTED CAUSE OF DEATH, AGE, SEX AND HABITS-(RURAL) - 2022

Sl. No	Cause ID	Selected cause of death	Sex	Age of the Diseased									Total
				Below 15	15-24	25-34	35-44	45-54	55-64	65-69	70 & above	Age not Stated	
1	2	3	4	5	6	7	8	9	10	11	12	13	14
			Total	0	0	0	1	0	0	0	0	0	1
59	88	FRACTURES INVOLVING MULTIPLE B	Male	0	0	0	1	0	0	0	0	0	1
			Female	0	0	0	0	0	0	0	0	0	0
			Total	0	0	0	1	0	0	0	0	0	1
60	89	INTRACRANIAL AND INTERNAL INJU	Male	0	0	0	1	0	1	0	0	0	2
			Female	0	0	0	0	0	0	0	0	0	0
			Total	0	0	0	1	0	1	0	0	0	2
61	90	CRUSHING INJURIES AND TRAUMATI	Male	0	0	0	0	0	0	0	1	0	1
			Female	0	0	0	0	0	0	0	0	0	0
			Total	0	0	0	0	0	0	0	1	0	1
62	91	OTHER INJURIES OF SPECIFIED,UN	Male	0	0	0	1	2	1	1	1	0	6
			Female	0	0	0	0	0	0	0	0	0	0
			Total	0	0	0	1	2	1	1	1	0	6
63	96	ALL OTHER TRANSPORT ACCIDENTS	Male	0	0	2	1	0	2	1	0	0	6
			Female	0	0	0	0	0	0	0	0	0	0
			Total	0	0	2	1	0	2	1	0	0	6
64	97	ACCIDENTAL DROWING AND SUBMERS	Male	0	1	1	3	2	1	0	0	0	8
			Female	0	0	0	0	0	0	0	0	0	0
			Total	0	1	1	3	2	1	0	0	0	8
65	102	ACCIDENTAL POISONING BY AND E	Male	0	0	0	1	1	0	0	0	0	2
			Female	0	0	0	0	0	0	0	0	0	0
			Total	0	0	0	1	1	0	0	0	0	2
66	104	SUN STROKE	Male	0	0	0	0	1	2	1	1	0	5
			Female	0	0	0	0	0	0	0	0	0	0
			Total	0	0	0	0	1	2	1	1	0	5
67	105	COVID 19 VIRUS NOT IDENTIFIED	Male	0	0	0	0	0	0	0	0	0	0
			Female	0	0	0	0	0	0	0	1	0	1
			Total	0	0	0	0	0	0	0	1	0	1
68	106	DENGUE FEVER	Male	0	0	0	0	0	1	0	0	0	1
			Female	0	0	0	0	0	0	0	0	0	0
			Total	0	0	0	0	0	1	0	0	0	1
		Total	Male	0	11	115	233	299	263	124	330	1	1376
			Female	0	0	1	2	5	8	8	18	0	42
			Total	0	0	0	0	0	2	1	1	0	1418
		Smoking & chewing Arecanut											
1	4	DIARRHOEA AND GASTROENTERITIS	Male	0	0	0	0	1	1	1	2	0	5
			Female	0	0	0	0	0	0	0	0	0	0
			Total	0	0	0	0	1	1	1	2	0	5
2	5	RESPIRATORY TUBERCULOSIS	Male	0	0	1	3	6	5	2	7	0	24
			Female	0	0	0	0	0	0	0	0	0	0
			Total	0	0	1	3	6	5	2	7	0	24
3	14	OTHER AND UNSPECIFIED NEOPLASM	Male	0	0	0	2	9	1	4	1	0	17
			Female	0	0	0	0	0	0	0	0	0	0
			Total	0	0	0	2	9	1	4	1	0	17
4	15	DIABETES MELLITUS	Male	0	0	0	3	5	3	0	5	0	16
			Female	0	0	0	0	0	0	0	0	0	0
			Total	0	0	0	3	5	3	0	5	0	16
5	16	OTHER ANAEMIAS(D50-D55,D57-D64	Male	0	0	1	2	1	1	0	0	0	5
			Female	0	0	0	0	0	0	0	0	0	0
			Total	0	0	1	2	1	1	0	0	0	5
6	18	OTHER FORMS OF HEART DISEASES	Male	0	0	8	10	22	37	6	45	0	128
			Female	0	0	0	0	0	0	0	0	0	0
			Total	0	0	8	10	22	37	6	45	0	128
7	19	PNEUMONIA	Male	0	1	4	11	9	14	5	5	0	49
			Female	0	0	0	0	0	0	0	0	0	0
			Total	0	1	4	11	9	14	5	5	0	49

TABLE D-19 DEATHS BY SELECTED CAUSE OF DEATH, AGE, SEX AND HABITS-(RURAL) - 2022

Sl. No	Cause ID	Selected cause of death	Sex	Age of the Diseased									Total
				Below 15	15-24	25-34	35-44	45-54	55-64	65-69	70 & above	Age not Stated	
1	2	3	4	5	6	7	8	9	10	11	12	13	14
8	21	ASTHMA	Male	0	0	1	5	5	11	6	27	0	55
			Female	0	0	0	0	0	0	0	0	0	0
			Total	0	0	1	5	5	11	6	27	0	55
9	22	OTHER VIRAL HEPATITIS (Jaundic	Male	0	0	1	0	0	2	0	0	0	3
			Female	0	0	0	0	0	0	0	0	0	0
			Total	0	0	1	0	0	2	0	0	0	3
10	23	DISEASES OF THE LIVER	Male	0	0	14	16	19	10	2	3	0	64
			Female	0	0	0	0	0	0	0	0	0	0
			Total	0	0	14	16	19	10	2	3	0	64
11	24	GASTRIC AND DUODENAL ULCER	Male	0	0	0	0	1	0	1	1	0	3
			Female	0	0	0	0	0	0	0	0	0	0
			Total	0	0	0	0	1	0	1	1	0	3
12	25	DISEASES OF APPENDIX	Male	0	0	0	1	0	0	0	0	0	1
			Female	0	0	0	0	0	0	0	0	0	0
			Total	0	0	0	1	0	0	0	0	0	1
13	26	Genital Urinary system	Male	0	0	0	0	0	1	0	0	0	1
			Female	0	0	0	0	0	0	0	0	0	0
			Total	0	0	0	0	0	1	0	0	0	1
14	30	CEREBROVASCULAR DISEASES	Male	0	0	1	0	4	4	6	6	0	21
			Female	0	0	0	0	0	0	0	0	0	0
			Total	0	0	1	0	4	4	6	6	0	21
15	31	SENILITY	Male	0	0	0	0	0	1	14	57	0	72
			Female	0	0	0	0	0	0	0	0	0	0
			Total	0	0	0	0	0	1	14	57	0	72
16	32	Others not else where classifi	Male	0	0	3	5	0	2	0	6	0	16
			Female	0	0	0	0	0	0	0	0	0	0
			Total	0	0	3	5	0	2	0	6	0	16
17	33	BITES OF SNAKES AND OTHER VENO	Male	0	0	0	0	1	1	0	0	0	2
			Female	0	0	0	0	0	0	0	0	0	0
			Total	0	0	0	0	1	1	0	0	0	2
18	34	BURNS AND CORROSIONS	Male	0	0	1	0	0	0	0	0	0	1
			Female	0	0	0	0	0	0	0	0	0	0
			Total	0	0	1	0	0	0	0	0	0	1
19	35	ACCIDENTAL FALLS	Male	0	0	1	2	0	0	0	1	0	4
			Female	0	0	0	0	0	0	0	0	0	0
			Total	0	0	1	2	0	0	0	1	0	4
20	36	POISONINGS BY DRUGS AND BIOLOG	Male	0	1	3	1	0	3	4	2	0	14
			Female	0	0	0	0	0	0	0	0	0	0
			Total	0	1	3	1	0	3	4	2	0	14
21	37	MOTOR VEHICLE TRAFFIC ACCIDENT	Male	0	0	1	1	1	0	0	0	0	3
			Female	0	0	0	0	0	0	0	0	0	0
			Total	0	0	1	1	1	0	0	0	0	3
22	38	OTHER ROAD VEHICLE ACCIDENTS	Male	0	0	1	3	3	2	0	2	0	11
			Female	0	0	0	0	0	0	0	0	0	0
			Total	0	0	1	3	3	2	0	2	0	11
23	39	INTENTIONAL SELF-HARM(SUICIDE-	Male	0	1	3	4	4	0	0	0	0	12
			Female	0	0	0	0	0	0	0	0	0	0
			Total	0	1	3	4	4	0	0	0	0	12
24	40	ASSAULT(HOMICIDE)	Male	0	0	1	0	0	1	0	0	0	2
			Female	0	0	0	0	0	0	0	0	0	0
			Total	0	0	1	0	0	1	0	0	0	2
25	42	Viral Fever	Male	0	0	2	4	0	0	0	0	0	6
			Female	0	0	0	0	0	0	0	0	0	0
			Total	0	0	2	4	0	0	0	0	0	6

TABLE D-19 DEATHS BY SELECTED CAUSE OF DEATH, AGE, SEX AND HABITS-(RURAL) - 2022

Sl. No	Cause ID	Selected cause of death	Sex	Age of the Diseased									Total
				Below 15	15-24	25-34	35-44	45-54	55-64	65-69	70 & above	Age not Stated	
1	2	3	4	5	6	7	8	9	10	11	12	13	14
26	43	RENAL FAILURE and OTHER DISORD	Male	0	1	5	17	11	7	1	5	0	47
			Female	0	0	0	0	0	0	0	0	0	0
			Total	0	1	5	17	11	7	1	5	0	47
27	44	SEPTICAEMIA	Male	0	0	5	5	10	3	4	5	0	32
			Female	0	0	0	0	0	0	0	0	0	0
			Total	0	0	5	5	10	3	4	5	0	32
28	46	COVID 19 VIRUS IDENTIFIED	Male	0	0	0	0	0	0	0	2	0	2
			Female	0	0	0	0	0	0	0	0	0	0
			Total	0	0	0	0	0	0	0	2	0	2
29	47	TUBERCULOSIS OF OTHER ORGANS A	Male	0	1	1	1	5	0	1	1	0	10
			Female	0	0	0	0	0	0	0	0	0	0
			Total	0	1	1	1	5	0	1	1	0	10
30	49	HUMAN IMMUNODEFICIENCY VIRUS[H	Male	0	0	0	0	1	2	0	0	0	3
			Female	0	0	0	0	0	0	0	0	0	0
			Total	0	0	0	0	1	2	0	0	0	3
31	50	MALIGNANT NEOPLASMS OF LIP, OR	Male	0	0	1	7	8	5	1	2	0	24
			Female	0	0	0	0	0	0	0	0	0	0
			Total	0	0	1	7	8	5	1	2	0	24
32	51	MALIGNANT NEOPLASM OF OESOPHAG	Male	0	0	0	2	3	1	1	4	0	11
			Female	0	0	0	0	0	0	0	0	0	0
			Total	0	0	0	2	3	1	1	4	0	11
33	52	MALIGNANT NEOPLASM OF STOMACH	Male	0	0	0	0	1	3	2	5	0	11
			Female	0	0	0	0	0	0	0	0	0	0
			Total	0	0	0	0	1	3	2	5	0	11
34	53	MALIGNANT NEOPLASMS OF LIVER A	Male	0	0	2	2	1	1	1	2	0	9
			Female	0	0	0	0	0	0	0	0	0	0
			Total	0	0	2	2	1	1	1	2	0	9
35	54	MALIGNANT NEOPLASMS OF LARYNX,	Male	0	0	1	5	2	5	2	3	0	18
			Female	0	0	0	0	0	0	0	0	0	0
			Total	0	0	1	5	2	5	2	3	0	18
36	57	MALIGNANT NEOPLASM OF PROSTATE	Male	0	0	0	0	1	0	0	1	0	2
			Female	0	0	0	0	0	0	0	0	0	0
			Total	0	0	0	0	1	0	0	1	0	2
37	58	MALIGNANT NEOPLASM OF BLADDER	Male	0	0	0	0	0	2	0	0	0	2
			Female	0	0	0	0	0	0	0	0	0	0
			Total	0	0	0	0	0	2	0	0	0	2
38	59	MALIGNANT NEOPLASMS OF MENINGE	Male	0	0	0	0	0	0	0	1	0	1
			Female	0	0	0	0	0	0	0	0	0	0
			Total	0	0	0	0	0	0	0	1	0	1
39	60	LEUKAEMIA	Male	0	0	1	0	0	0	1	0	0	2
			Female	0	0	0	0	0	0	0	0	0	0
			Total	0	0	1	0	0	0	1	0	0	2
40	61	OTHER PROTEIN-ENERGY MALNUTRIT	Male	0	0	0	0	1	0	0	0	0	1
			Female	0	0	0	0	0	0	0	0	0	0
			Total	0	0	0	0	1	0	0	0	0	1
41	65	EPILEPSY	Male	0	0	1	0	2	1	0	2	0	6
			Female	0	0	0	0	0	0	0	0	0	0
			Total	0	0	1	0	2	1	0	2	0	6
42	66	HYPERTENSIVE HEART DISEASES	Male	0	0	7	13	14	20	5	23	0	82
			Female	0	0	0	0	0	0	0	0	0	0
			Total	0	0	7	13	14	20	5	23	0	82
43	67	ACUTE MYOCARDIAL INFARCTION	Male	0	2	10	27	45	40	19	41	0	184
			Female	0	0	0	0	0	0	0	0	0	0
			Total	0	2	10	27	45	40	19	41	0	184
44	68	ARTERIAL EMBOLISM AND THROMBOS	Male	0	0	1	0	2	0	0	1	0	4

TABLE D-19 DEATHS BY SELECTED CAUSE OF DEATH, AGE, SEX AND HABITS-(RURAL) - 2022

Sl. No	Cause ID	Selected cause of death	Sex	Age of the Diseased									Total
				Below 15	15-24	25-34	35-44	45-54	55-64	65-69	70 & above	Age not Stated	
1	2	3	4	5	6	7	8	9	10	11	12	13	14
			Female	0	0	0	0	0	0	0	0	0	0
			Total	0	0	1	0	2	0	0	1	0	4
45	69	BRONCHITIS ,BRONCHIOLITIS and	Male	0	0	1	0	2	2	2	2	0	9
			Female	0	0	0	0	0	0	0	0	0	0
			Total	0	0	1	0	2	2	2	2	0	9
46	71	PARALYTIC ILEUS AND INTESTINAL	Male	0	0	0	5	7	8	6	8	0	34
			Female	0	0	0	0	0	0	0	0	0	0
			Total	0	0	0	5	7	8	6	8	0	34
47	73	CHOLELITHIASIS AND CHOLECYSTIT	Male	0	0	2	0	0	1	0	0	0	3
			Female	0	0	0	0	0	0	0	0	0	0
			Total	0	0	2	0	0	1	0	0	0	3
48	74	DISORDERS OF THE PANCREAS	Male	0	0	0	2	0	0	0	0	0	2
			Female	0	0	0	0	0	0	0	0	0	0
			Total	0	0	0	2	0	0	0	0	0	2
49	75	RHEUMATOID ARTHRITIS AND OTHER	Male	0	0	0	0	0	1	0	1	0	2
			Female	0	0	0	0	0	0	0	0	0	0
			Total	0	0	0	0	0	1	0	1	0	2
50	82	FEVER OF UNKNOWN ORIGIN	Male	0	1	1	4	2	2	2	1	0	13
			Female	0	0	0	0	0	0	0	0	0	0
			Total	0	1	1	4	2	2	2	1	0	13
51	83	SHOCK, NOT ELSEWHERE CLASSIFIE	Male	0	0	2	8	9	3	3	6	0	31
			Female	0	0	0	0	0	0	0	0	0	0
			Total	0	0	2	8	9	3	3	6	0	31
52	89	INTRACRANIAL AND INTERNAL INJU	Male	0	0	0	1	0	1	0	0	0	2
			Female	0	0	0	0	0	0	0	0	0	0
			Total	0	0	0	1	0	1	0	0	0	2
53	90	CRUSHING INJURIES AND TRAUMATI	Male	0	0	0	0	0	0	0	1	0	1
			Female	0	0	0	0	0	0	0	0	0	0
			Total	0	0	0	0	0	0	0	1	0	1
54	91	OTHER INJURIES OF SPECIFIED,UN	Male	0	0	0	1	0	1	0	0	0	2
			Female	0	0	0	0	0	0	0	0	0	0
			Total	0	0	0	1	0	1	0	0	0	2
55	96	ALL OTHER TRANSPORT ACCIDENTS	Male	0	0	2	0	0	1	0	1	0	4
			Female	0	0	0	0	0	0	0	0	0	0
			Total	0	0	2	0	0	1	0	1	0	4
56	97	ACCIDENTAL DROWING AND SUBMERS	Male	0	1	2	0	0	0	1	1	0	5
			Female	0	0	0	0	0	0	0	0	0	0
			Total	0	1	2	0	0	0	1	1	0	5
57	102	ACCIDENTAL POISOINING BY AND E	Male	0	0	0	0	1	1	0	0	0	2
			Female	0	0	0	0	0	0	0	0	0	0
			Total	0	0	0	0	1	1	0	0	0	2
58	104	SUN STROKE	Male	0	0	0	0	0	1	1	0	0	2
			Female	0	0	0	0	0	0	0	0	0	0
			Total	0	0	0	0	0	1	1	0	0	2
		Total	Male	0	9	92	173	219	212	104	289	0	1098
			Female	0	0	0	0	0	0	0	0	0	0
			Total	0	0	0	0	1	1	1	2	0	1098
		Smoking & Drinking Alcohol											
1	2	TYPHOID FEVER AND PARATYPHOID	Male	0	0	0	1	2	1	0	1	0	5
			Female	0	0	0	0	0	1	0	0	0	1
			Total	0	0	0	1	2	2	0	1	0	6
2	4	DIARRHOEA AND GASTROENTERITIS	Male	0	0	1	2	1	3	2	2	0	11
			Female	0	0	0	0	0	0	0	0	0	0
			Total	0	0	1	2	1	3	2	2	0	11
3	5	RESPIRATORY TUBERCULOSIS	Male	0	0	4	8	17	15	2	10	0	56
			Female	0	0	0	0	0	0	0	0	0	0

TABLE D-19 DEATHS BY SELECTED CAUSE OF DEATH, AGE, SEX AND HABITS-(RURAL) - 2022

Sl. No	Cause ID	Selected cause of death	Sex	Age of the Diseased									Age not Stated	Total
				Below 15	15-24	25-34	35-44	45-54	55-64	65-69	70 & above			
1	2	3	4	5	6	7	8	9	10	11	12	13	14	
			Total	0	0	4	8	17	15	2	10	0	56	
4	12	RABIES	Male	0	0	0	0	0	1	0	0	0	1	
			Female	0	0	0	0	0	0	0	0	0	0	
			Total	0	0	0	0	0	1	0	0	0	1	
5	14	OTHER AND UNSPECIFIED NEOPLASM	Male	0	0	4	6	24	16	6	8	0	64	
			Female	0	0	0	0	0	0	0	0	0	0	
			Total	0	0	4	6	24	16	6	8	0	64	
6	15	DIABETES MELLITUS	Male	0	1	0	10	11	14	6	10	0	52	
			Female	0	0	0	0	0	0	0	1	0	1	
			Total	0	1	0	10	11	14	6	11	0	53	
7	16	OTHER ANAEMIAS(D50-D55,D57-D64	Male	0	0	5	4	4	5	0	2	0	20	
			Female	0	0	0	0	0	0	0	0	0	0	
			Total	0	0	5	4	4	5	0	2	0	20	
8	18	OTHER FORMS OF HEART DISEASES	Male	0	0	20	47	87	108	19	105	0	386	
			Female	0	0	0	0	0	3	1	2	0	6	
			Total	0	0	20	47	87	111	20	107	0	392	
9	19	PNEUMONIA	Male	0	1	8	29	29	33	19	21	0	140	
			Female	0	0	0	0	0	0	0	0	0	0	
			Total	0	1	8	29	29	33	19	21	0	140	
10	20	INFLUENZA	Male	0	0	0	0	0	1	0	0	0	1	
			Female	0	0	0	0	0	0	0	0	0	0	
			Total	0	0	0	0	0	1	0	0	0	1	
11	21	ASTHMA	Male	0	0	1	10	25	38	12	50	0	136	
			Female	0	0	0	0	0	0	0	2	0	2	
			Total	0	0	1	10	25	38	12	52	0	138	
12	22	OTHER VIRAL HEPATITIS (Jaundic	Male	0	0	3	0	1	1	0	0	0	5	
			Female	0	0	1	0	0	0	0	0	0	1	
			Total	0	0	4	0	1	1	0	0	0	6	
13	23	DISEASES OF THE LIVER	Male	0	2	35	75	75	39	16	14	0	256	
			Female	0	0	0	1	1	1	0	1	0	4	
			Total	0	2	35	76	76	40	16	15	0	260	
14	24	GASTRIC AND DUODENAL ULCER	Male	0	0	0	2	3	3	3	3	0	14	
			Female	0	0	0	0	0	0	0	0	0	0	
			Total	0	0	0	2	3	3	3	3	0	14	
15	25	DISEASES OF APPENDIX	Male	0	1	0	3	1	0	0	0	0	5	
			Female	0	0	0	0	0	0	0	0	0	0	
			Total	0	1	0	3	1	0	0	0	0	5	
16	30	CEREBROVASCULAR DISEASES	Male	0	0	3	7	14	13	9	11	0	57	
			Female	0	0	0	1	1	0	0	0	0	2	
			Total	0	0	3	8	15	13	9	11	0	59	
17	31	SENILITY	Male	0	0	0	0	0	4	52	117	0	173	
			Female	0	0	0	0	0	0	0	2	0	2	
			Total	0	0	0	0	0	4	52	119	0	175	
18	32	Others not else where classifi	Male	0	0	5	9	1	13	1	15	0	44	
			Female	0	0	0	0	0	0	0	0	0	0	
			Total	0	0	5	9	1	13	1	15	0	44	
19	33	BITES OF SNAKES AND OTHER VENO	Male	0	0	2	2	2	3	0	0	0	9	
			Female	0	0	0	0	0	0	0	0	0	0	
			Total	0	0	2	2	2	3	0	0	0	9	
20	34	BURNS AND CORROSIONS	Male	0	0	1	4	2	1	1	1	0	10	
			Female	0	0	0	0	0	0	0	0	0	0	
			Total	0	0	1	4	2	1	1	1	0	10	
21	35	ACCIDENTAL FALLS	Male	0	0	1	3	4	3	0	1	0	12	
			Female	0	0	0	0	0	0	0	0	0	0	
			Total	0	0	1	3	4	3	0	1	0	12	

TABLE D-19 DEATHS BY SELECTED CAUSE OF DEATH, AGE, SEX AND HABITS-(RURAL) - 2022

Sl. No	Cause ID	Selected cause of death	Sex	Age of the Diseased									Total
				Below 15	15-24	25-34	35-44	45-54	55-64	65-69	70 & above	Age not Stated	
1	2	3	4	5	6	7	8	9	10	11	12	13	14
22	36	POISONINGS BY DRUGS AND BIOLOG	Male	0	3	7	17	13	20	8	9	0	77
			Female	0	0	0	0	0	0	0	0	0	0
			Total	0	3	7	17	13	20	8	9	0	77
23	37	MOTOR VEHICLE TRAFFIC ACCIDENT	Male	0	1	2	2	3	0	0	1	0	9
			Female	0	0	0	0	0	0	0	0	0	0
			Total	0	1	2	2	3	0	0	1	0	9
24	38	OTHER ROAD VEHICLE ACCIDENTS	Male	0	1	4	9	7	10	2	3	0	36
			Female	0	0	0	0	0	0	0	0	0	0
			Total	0	1	4	9	7	10	2	3	0	36
25	39	INTENTIONAL SELF-HARM(SUICIDE-	Male	0	1	6	15	8	4	1	1	0	36
			Female	0	0	0	0	0	0	0	0	0	0
			Total	0	1	6	15	8	4	1	1	0	36
26	40	ASSAULT(HOMICIDE)	Male	0	0	1	2	1	1	0	0	0	5
			Female	0	0	0	0	0	0	0	0	0	0
			Total	0	0	1	2	1	1	0	0	0	5
27	41	Not Stated	Male	0	0	0	1	0	0	0	0	0	1
			Female	0	0	0	0	0	0	0	0	0	0
			Total	0	0	0	1	0	0	0	0	0	1
28	42	Viral Fever	Male	0	0	2	5	1	1	1	0	0	10
			Female	0	0	0	0	0	0	0	0	0	0
			Total	0	0	2	5	1	1	1	0	0	10
29	43	RENAL FAILURE and OTHER DISORD	Male	0	1	10	40	36	29	10	24	0	150
			Female	0	0	0	2	0	0	0	0	0	2
			Total	0	1	10	42	36	29	10	24	0	152
30	44	SEPTICAEMIA	Male	0	0	15	16	24	20	11	14	0	100
			Female	0	0	0	0	0	1	1	0	0	2
			Total	0	0	15	16	24	21	12	14	0	102
31	45	Syphilis	Male	0	0	1	1	0	0	0	0	0	2
			Female	0	0	0	0	0	0	0	0	0	0
			Total	0	0	1	1	0	0	0	0	0	2
32	46	COVID 19 VIRUS IDENTIFIED	Male	0	1	0	2	3	1	0	4	0	11
			Female	0	0	0	0	0	0	0	0	0	0
			Total	0	1	0	2	3	1	0	4	0	11
33	47	TUBERCULOSIS OF OTHER ORGANS A	Male	0	1	5	12	19	5	2	8	0	52
			Female	0	0	0	0	0	0	0	0	0	0
			Total	0	1	5	12	19	5	2	8	0	52
34	49	HUMAN IMMUNODEFICIENCY VIRUS[H	Male	0	0	0	0	7	2	0	0	0	9
			Female	0	0	0	0	0	0	0	0	0	0
			Total	0	0	0	0	7	2	0	0	0	9
35	50	MALIGNANT NEOPLASMS OF LIP, OR	Male	0	0	1	11	18	17	4	10	0	61
			Female	0	0	0	0	0	0	0	0	0	0
			Total	0	0	1	11	18	17	4	10	0	61
36	51	MALIGNANT NEOPLASM OF OESOPHAG	Male	0	0	0	1	4	5	4	3	0	17
			Female	0	0	0	0	0	0	0	0	0	0
			Total	0	0	0	1	4	5	4	3	0	17
37	52	MALIGNANT NEOPLASM OF STOMACH	Male	0	0	0	0	8	12	5	9	0	34
			Female	0	0	0	0	0	0	0	1	0	1
			Total	0	0	0	0	8	12	5	10	0	35
38	53	MALIGNANT NEOPLASMS OF LIVER A	Male	0	1	2	7	7	5	2	7	0	31
			Female	0	0	0	0	0	0	0	0	0	0
			Total	0	1	2	7	7	5	2	7	0	31
39	54	MALIGNANT NEOPLASMS OF LARYNX,	Male	0	0	2	9	6	18	8	18	0	61
			Female	0	0	0	0	0	0	0	0	0	0
			Total	0	0	2	9	6	18	8	18	0	61

TABLE D-19 DEATHS BY SELECTED CAUSE OF DEATH, AGE, SEX AND HABITS-(RURAL) - 2022

Sl. No	Cause ID	Selected cause of death	Sex	Age of the Diseased									Total
				Below 15	15-24	25-34	35-44	45-54	55-64	65-69	70 & above	Age not Stated	
1	2	3	4	5	6	7	8	9	10	11	12	13	14
40	55	MALIGNANT NEOPLASM OF BREAST	Male	0	0	0	0	0	0	0	0	0	0
			Female	0	0	0	0	1	0	0	0	0	1
			Total	0	0	0	0	1	0	0	0	0	1
41	57	MALIGNANT NEOPLASM OF PROSTATE	Male	0	0	0	0	1	1	0	2	0	4
			Female	0	0	0	0	0	0	0	0	0	0
			Total	0	0	0	0	1	1	0	2	0	4
42	58	MALIGNANT NEOPLASM OF BLADDER	Male	0	0	0	1	3	1	0	0	0	5
			Female	0	0	0	0	0	0	0	0	0	0
			Total	0	0	0	1	3	1	0	0	0	5
43	59	MALIGNANT NEOPLASMS OF MENINGE	Male	0	0	0	1	1	1	1	2	0	6
			Female	0	0	0	0	0	0	0	0	0	0
			Total	0	0	0	1	1	1	1	2	0	6
44	60	LEUKAEMIA	Male	0	0	1	1	0	1	2	1	0	6
			Female	0	0	0	0	0	0	0	0	0	0
			Total	0	0	1	1	0	1	2	1	0	6
45	61	OTHER PROTEIN-ENERGY MALNUTRIT	Male	0	0	0	1	3	1	1	1	0	7
			Female	0	0	0	0	0	0	0	0	0	0
			Total	0	0	0	1	3	1	1	1	0	7
46	63	SCHIZOPHRENIA, SCHIZOTYPAL & D	Male	0	0	0	0	1	0	0	0	0	1
			Female	0	0	0	0	0	0	0	0	0	0
			Total	0	0	0	0	1	0	0	0	0	1
47	64	OTHER INFLAMMATORY DISEASES OF	Male	0	0	3	2	1	2	0	0	0	8
			Female	0	0	0	0	0	0	0	0	0	0
			Total	0	0	3	2	1	2	0	0	0	8
48	65	EPILEPSY	Male	0	1	2	2	4	2	0	0	0	11
			Female	0	0	0	0	0	0	0	0	0	0
			Total	0	1	2	2	4	2	0	0	0	11
49	66	HYPERTENSIVE HEART DISEASES	Male	0	3	15	42	45	56	15	45	0	221
			Female	0	0	0	0	1	0	1	1	0	3
			Total	0	3	15	42	46	56	16	46	0	224
50	67	ACUTE MYOCARDIAL INFARCTION	Male	0	3	32	86	126	101	50	83	0	481
			Female	0	0	0	0	0	1	2	1	0	4
			Total	0	3	32	86	126	102	52	84	0	485
51	68	ARTERIAL EMBOLISM AND THROMBOS	Male	0	0	1	1	4	1	0	1	0	8
			Female	0	0	0	0	0	0	0	0	0	0
			Total	0	0	1	1	4	1	0	1	0	8
52	69	BRONCHITIS ,BRONCHIOLITIS and	Male	0	0	2	1	14	7	8	15	0	47
			Female	0	0	0	0	0	0	0	0	0	0
			Total	0	0	2	1	14	7	8	15	0	47
53	71	PARALYTIC ILEUS AND INTESTINAL	Male	0	0	1	6	13	18	10	22	0	70
			Female	0	0	0	0	0	0	0	0	0	0
			Total	0	0	1	6	13	18	10	22	0	70
54	72	PERITONITIS	Male	0	0	1	1	2	1	0	0	0	5
			Female	0	0	0	0	0	0	0	0	0	0
			Total	0	0	1	1	2	1	0	0	0	5
55	73	CHOLELITHIASIS AND CHOLECYSTIT	Male	0	0	3	3	2	1	0	0	0	9
			Female	0	0	0	0	0	1	0	0	0	1
			Total	0	0	3	3	2	2	0	0	0	10
56	74	DISORDERS OF THE PANCREAS	Male	0	0	1	2	2	2	1	2	0	10
			Female	0	0	0	0	0	0	0	0	0	0
			Total	0	0	1	2	2	2	1	2	0	10
57	75	RHEUMATOID ARTHRITIS AND OTHER	Male	0	0	0	0	0	1	0	1	0	2
			Female	0	0	0	0	0	0	0	0	0	0
			Total	0	0	0	0	0	1	0	1	0	2
58	82	FEVER OF UNKNOWN ORIGIN	Male	0	1	3	7	10	11	3	3	0	38

TABLE D-19 DEATHS BY SELECTED CAUSE OF DEATH, AGE, SEX AND HABITS-(RURAL) - 2022

Sl. No	Cause ID	Selected cause of death	Sex	Age of the Diseased									Total
				Below 15	15-24	25-34	35-44	45-54	55-64	65-69	70 & above	Age not Stated	
1	2	3	4	5	6	7	8	9	10	11	12	13	14
			Female	0	0	0	0	0	0	0	0	0	0
			Total	0	1	3	7	10	11	3	3	0	38
59	83	SHOCK, NOT ELSEWHERE CLASSIFIE	Male	0	2	7	21	39	29	8	20	0	126
			Female	0	0	0	0	0	0	1	0	0	1
			Total	0	2	7	21	39	29	9	20	0	127
60	87	FRACTURE OF LOWER LIMB	Male	0	0	0	1	1	2	1	0	0	5
			Female	0	0	0	0	0	0	0	0	0	0
			Total	0	0	0	1	1	2	1	0	0	5
61	89	INTRACRANIAL AND INTERNAL INJU	Male	0	0	0	2	1	3	0	0	0	6
			Female	0	0	0	0	0	0	0	0	0	0
			Total	0	0	0	2	1	3	0	0	0	6
62	90	CRUSHING INJURIES AND TRAUMATI	Male	0	0	0	0	0	2	0	2	0	4
			Female	0	0	0	0	0	0	0	0	0	0
			Total	0	0	0	0	0	2	0	2	0	4
63	91	OTHER INJURIES OF SPECIFIED,UN	Male	0	0	1	1	6	2	1	1	0	12
			Female	0	0	0	0	0	0	0	0	0	0
			Total	0	0	1	1	6	2	1	1	0	12
64	92	EFFECTS OF FOREIGN BODY ENTERI	Male	0	0	0	0	0	0	3	0	0	3
			Female	0	0	0	0	0	0	0	0	0	0
			Total	0	0	0	0	0	0	3	0	0	3
65	93	RAILWAY ACCIDENTS	Male	0	0	0	0	2	0	0	0	0	2
			Female	0	0	0	0	0	0	0	0	0	0
			Total	0	0	0	0	2	0	0	0	0	2
66	94	WATER TRANSPORT ACCIDENTS	Male	0	0	0	1	0	0	0	1	0	2
			Female	0	0	0	0	0	0	0	0	0	0
			Total	0	0	0	1	0	0	0	1	0	2
67	96	ALL OTHER TRANSPORT ACCIDENTS	Male	0	1	2	2	4	3	0	2	0	14
			Female	0	0	0	0	0	0	0	0	0	0
			Total	0	1	2	2	4	3	0	2	0	14
68	97	ACCIDENTAL DROWING AND SUBMERS	Male	0	1	2	5	2	5	1	0	0	16
			Female	0	0	0	0	0	0	0	0	0	0
			Total	0	1	2	5	2	5	1	0	0	16
69	102	ACCIDENTAL POISONING BY AND E	Male	0	0	0	2	2	2	1	0	0	7
			Female	0	0	0	0	0	0	0	0	0	0
			Total	0	0	0	2	2	2	1	0	0	7
70	104	SUN STROKE	Male	0	0	0	0	2	2	2	4	0	10
			Female	0	0	0	0	0	0	0	0	0	0
			Total	0	0	0	0	2	2	2	4	0	10
71	105	COVID 19 VIRUS NOT IDENTIFIED	Male	0	0	0	0	1	0	0	0	0	1
			Female	0	0	0	0	0	0	0	0	0	0
			Total	0	0	0	0	1	0	0	0	0	1
		Total	Male	0	27	228	564	760	723	314	690	0	3306
			Female	0	0	1	4	4	8	6	11	0	34
			Total	0	0	0	1	2	2	0	1	0	3340
		Chewing tobacco & Arecnut											
1	2	TYPHOID FEVER AND PARATYPHOID	Male	0	0	0	0	0	1	0	0	0	1
			Female	0	0	0	0	0	0	0	0	0	0
			Total	0	0	0	0	0	1	0	0	0	1
2	4	DIARRHOEA AND GASTROENTERITIS	Male	0	0	0	0	1	1	1	2	0	5
			Female	0	0	0	0	0	0	0	0	0	0
			Total	0	0	0	0	1	1	1	2	0	5
3	5	RESPIRATORY TUBERCULOSIS	Male	0	0	1	3	6	6	1	6	0	23
			Female	0	0	0	0	0	0	0	0	0	0
			Total	0	0	1	3	6	6	1	6	0	23
4	14	OTHER AND UNSPECIFIED NEOPLASM	Male	0	0	1	1	7	3	6	4	0	22
			Female	0	0	0	0	1	1	0	6	0	8

TABLE D-19 DEATHS BY SELECTED CAUSE OF DEATH, AGE, SEX AND HABITS-(RURAL) - 2022

Sl. No	Cause ID	Selected cause of death	Sex	Age of the Diseased									Age not Stated	Total
				Below 15	15-24	25-34	35-44	45-54	55-64	65-69	70 & above			
1	2	3	4	5	6	7	8	9	10	11	12	13	14	
			Total	0	0	1	1	8	4	6	10	0	30	
5	15	DIABETES MELLITUS	Male	0	0	1	3	8	4	0	5	0	21	
			Female	0	0	0	0	4	1	1	5	0	11	
			Total	0	0	1	3	12	5	1	10	0	32	
6	16	OTHER ANAEMIAS(D50-D55,D57-D64	Male	0	1	1	1	2	0	1	1	0	7	
			Female	0	0	0	0	0	1	0	1	0	2	
			Total	0	1	1	1	2	1	1	2	0	9	
7	17	OTHER VIRAL ENCEPHALITIS	Male	0	0	0	0	0	0	0	0	0	0	
			Female	0	0	0	0	0	0	0	3	0	3	
			Total	0	0	0	0	0	0	0	3	0	3	
8	18	OTHER FORMS OF HEART DISEASES	Male	0	0	6	15	31	45	5	71	0	173	
			Female	0	0	0	2	8	13	8	22	0	53	
			Total	0	0	6	17	39	58	13	93	0	226	
9	19	PNEUMONIA	Male	0	1	3	9	7	11	6	8	0	45	
			Female	0	0	0	1	0	3	1	0	0	5	
			Total	0	1	3	10	7	14	7	8	0	50	
10	20	INFLUENZA	Male	0	0	0	0	1	0	0	0	0	1	
			Female	0	0	0	0	0	0	0	0	0	0	
			Total	0	0	0	0	1	0	0	0	0	1	
11	21	ASTHMA	Male	0	0	2	3	6	10	9	27	0	57	
			Female	0	0	0	0	1	8	3	32	0	44	
			Total	0	0	2	3	7	18	12	59	0	101	
12	22	OTHER VIRAL HEPATITIS (Jaundic	Male	0	0	1	0	0	1	0	0	0	2	
			Female	0	0	0	0	0	0	0	0	0	0	
			Total	0	0	1	0	0	1	0	0	0	2	
13	23	DISEASES OF THE LIVER	Male	0	0	18	23	29	12	5	8	0	95	
			Female	0	0	0	1	4	1	2	0	0	8	
			Total	0	0	18	24	33	13	7	8	0	103	
14	24	GASTRIC AND DUODENAL ULCER	Male	0	0	0	0	1	0	0	1	0	2	
			Female	0	0	0	0	0	0	1	0	0	1	
			Total	0	0	0	0	1	0	1	1	0	3	
15	25	DISEASES OF APPENDIX	Male	0	0	0	2	0	0	0	0	0	2	
			Female	0	0	0	0	0	0	0	0	0	0	
			Total	0	0	0	2	0	0	0	0	0	2	
16	26	Genital Urinary system	Male	0	0	0	0	0	1	0	0	0	1	
			Female	0	0	0	0	0	0	0	0	0	0	
			Total	0	0	0	0	0	1	0	0	0	1	
17	27	SPONTANEOUS ABORTION	Male	0	0	0	0	0	0	0	0	0	0	
			Female	0	0	1	0	0	0	0	0	0	1	
			Total	0	0	1	0	0	0	0	0	0	1	
18	30	CEREBROVASCULAR DISEASES	Male	0	0	0	0	7	6	5	8	0	26	
			Female	0	0	0	0	2	2	0	3	0	7	
			Total	0	0	0	0	9	8	5	11	0	33	
19	31	SENILITY	Male	0	0	0	0	0	3	14	76	0	93	
			Female	0	0	0	0	0	0	16	78	0	94	
			Total	0	0	0	0	0	3	30	154	0	187	
20	32	Others not else where classifi	Male	0	0	2	2	0	2	0	15	0	21	
			Female	0	0	0	0	0	2	0	12	0	14	
			Total	0	0	2	2	0	4	0	27	0	35	
21	33	BITES OF SNAKES AND OTHER VENO	Male	0	0	0	0	1	1	0	0	0	2	
			Female	0	0	0	0	0	0	0	1	0	1	
			Total	0	0	0	0	1	1	0	1	0	3	
22	34	BURNS AND CORROSIONS	Male	0	1	0	0	1	0	0	0	0	2	
			Female	0	0	0	0	0	0	0	0	0	0	
			Total	0	1	0	0	1	0	0	0	0	2	

TABLE D-19 DEATHS BY SELECTED CAUSE OF DEATH, AGE, SEX AND HABITS-(RURAL) - 2022

Sl. No	Cause ID	Selected cause of death	Sex	Age of the Diseased									Total
				Below 15	15-24	25-34	35-44	45-54	55-64	65-69	70 & above	Age not Stated	
1	2	3	4	5	6	7	8	9	10	11	12	13	14
23	35	ACCIDENTAL FALLS	Male	0	0	1	2	0	0	1	1	0	5
			Female	0	0	0	0	0	0	0	0	0	0
			Total	0	0	1	2	0	0	1	1	0	5
24	36	POISONINGS BY DRUGS AND BIOLOG	Male	0	1	3	2	0	3	4	3	0	16
			Female	0	0	0	0	0	0	1	0	0	1
			Total	0	1	3	2	0	3	5	3	0	17
25	37	MOTOR VEHICLE TRAFFIC ACCIDENT	Male	0	1	4	2	1	0	0	0	0	8
			Female	0	0	0	1	0	0	0	0	0	1
			Total	0	1	4	3	1	0	0	0	0	9
26	38	OTHER ROAD VEHICLE ACCIDENTS	Male	0	0	2	4	3	2	1	3	0	15
			Female	0	0	0	0	0	1	0	0	0	1
			Total	0	0	2	4	3	3	1	3	0	16
27	39	INTENTIONAL SELF-HARM(SUICIDE-	Male	0	2	2	3	3	1	0	0	0	11
			Female	0	0	0	0	0	0	0	0	0	0
			Total	0	2	2	3	3	1	0	0	0	11
28	40	ASSAULT(HOMICIDE)	Male	0	0	2	0	0	0	0	0	0	2
			Female	0	0	0	0	0	0	0	0	0	0
			Total	0	0	2	0	0	0	0	0	0	2
29	42	Viral Fever	Male	0	0	3	3	0	0	0	0	0	6
			Female	0	0	0	0	0	1	0	0	0	1
			Total	0	0	3	3	0	1	0	0	0	7
30	43	RENAL FAILURE and OTHER DISORD	Male	0	1	6	14	12	15	3	7	0	58
			Female	0	0	0	2	1	2	0	4	0	9
			Total	0	1	6	16	13	17	3	11	0	67
31	44	SEPTICAEMIA	Male	0	0	6	11	13	2	6	5	0	43
			Female	0	0	1	0	2	1	1	2	0	7
			Total	0	0	7	11	15	3	7	7	0	50
32	46	COVID 19 VIRUS IDENTIFIED	Male	0	0	0	0	0	0	0	2	0	2
			Female	0	0	0	0	0	0	0	1	0	1
			Total	0	0	0	0	0	0	0	3	0	3
33	47	TUBERCULOSIS OF OTHER ORGANS A	Male	0	1	1	1	7	0	1	1	0	12
			Female	0	0	0	1	0	0	0	1	0	2
			Total	0	1	1	2	7	0	1	2	0	14
34	49	HUMAN IMMUNODEFICIENCY VIRUS H	Male	0	0	0	0	0	2	0	0	0	2
			Female	0	0	0	0	0	0	0	0	0	0
			Total	0	0	0	0	0	2	0	0	0	2
35	50	MALIGNANT NEOPLASMS OF LIP, OR	Male	0	0	2	7	9	8	3	8	0	37
			Female	0	0	0	0	3	5	1	12	1	22
			Total	0	0	2	7	12	13	4	20	1	59
36	51	MALIGNANT NEOPLASM OF OESOPHAG	Male	0	0	0	2	3	1	2	5	0	13
			Female	0	0	0	0	2	2	1	2	0	7
			Total	0	0	0	2	5	3	3	7	0	20
37	52	MALIGNANT NEOPLASM OF STOMACH	Male	0	0	0	1	2	3	3	9	0	18
			Female	0	0	0	0	2	4	1	2	0	9
			Total	0	0	0	1	4	7	4	11	0	27
38	53	MALIGNANT NEOPLASMS OF LIVER A	Male	0	0	2	5	1	3	1	3	0	15
			Female	0	0	0	0	0	0	0	1	0	1
			Total	0	0	2	5	1	3	1	4	0	16
39	54	MALIGNANT NEOPLASMS OF LARYNX,	Male	0	0	1	6	3	5	2	3	0	20
			Female	0	0	0	1	0	0	0	2	0	3
			Total	0	0	1	7	3	5	2	5	0	23
40	55	MALIGNANT NEOPLASM OF BREAST	Male	0	0	0	0	0	0	0	0	0	0
			Female	0	0	0	1	0	2	0	3	0	6
			Total	0	0	0	1	0	2	0	3	0	6

TABLE D-19 DEATHS BY SELECTED CAUSE OF DEATH, AGE, SEX AND HABITS-(RURAL) - 2022

Sl. No	Cause ID	Selected cause of death	Sex	Age of the Diseased									Total
				Below 15	15-24	25-34	35-44	45-54	55-64	65-69	70 & above	Age not Stated	
1	2	3	4	5	6	7	8	9	10	11	12	13	14
41	56	OTHER MALIGNANT NEOPLASM OF FE	Male	0	0	0	0	0	0	0	0	0	0
			Female	0	0	0	1	2	0	0	4	0	7
			Total	0	0	0	1	2	0	0	4	0	7
42	57	MALIGNANT NEOPLASM OF PROSTATE	Male	0	0	0	0	0	0	0	1	0	1
			Female	0	0	0	0	0	0	0	0	0	0
			Total	0	0	0	0	0	0	0	1	0	1
43	58	MALIGNANT NEOPLASM OF BLADDER	Male	0	0	0	1	0	3	1	1	0	6
			Female	0	0	0	0	0	0	0	0	0	0
			Total	0	0	0	1	0	3	1	1	0	6
44	59	MALIGNANT NEOPLASMS OF MENINGE	Male	0	0	0	1	0	1	0	0	0	2
			Female	0	0	0	0	0	1	0	1	0	2
			Total	0	0	0	1	0	2	0	1	0	4
45	60	LEUKAEMIA	Male	0	0	1	0	0	0	2	1	0	4
			Female	0	0	0	0	1	0	0	1	0	2
			Total	0	0	1	0	1	0	2	2	0	6
46	61	OTHER PROTEIN-ENERGY MALNUTRIT	Male	0	0	0	0	2	0	0	3	0	5
			Female	0	0	0	0	0	0	0	0	0	0
			Total	0	0	0	0	2	0	0	3	0	5
47	62	DISORDERS OF THYROID GLAND	Male	0	0	0	0	0	0	0	0	0	0
			Female	0	0	0	0	0	0	0	1	0	1
			Total	0	0	0	0	0	0	0	1	0	1
48	64	OTHER INFLAMMATORY DISEASES OF	Male	0	0	1	0	0	0	0	1	0	2
			Female	0	0	0	0	0	0	0	1	0	1
			Total	0	0	1	0	0	0	0	2	0	3
49	65	EPILEPSY	Male	0	0	1	0	3	0	1	0	0	5
			Female	0	0	0	0	0	1	0	0	0	1
			Total	0	0	1	0	3	1	1	0	0	6
50	66	HYPERTENSIVE HEART DISEASES	Male	0	0	5	17	16	19	5	39	0	101
			Female	0	0	0	1	1	6	1	25	0	34
			Total	0	0	5	18	17	25	6	64	0	135
51	67	ACUTE MYOCARDIAL INFARCTION	Male	0	3	15	41	48	48	24	50	0	229
			Female	0	0	1	3	9	15	7	31	0	66
			Total	0	3	16	44	57	63	31	81	0	295
52	68	ARTERIAL EMBOLISM AND THROMBOS	Male	0	0	1	0	1	0	0	1	0	3
			Female	0	0	0	1	0	0	0	0	0	1
			Total	0	0	1	1	1	0	0	1	0	4
53	69	BRONCHITIS ,BRONCHIOLITIS and	Male	0	0	2	0	1	3	3	2	0	11
			Female	0	0	0	0	0	2	0	0	0	2
			Total	0	0	2	0	1	5	3	2	0	13
54	70	PLEURISY	Male	0	0	0	0	0	0	0	0	0	0
			Female	0	0	0	0	0	0	0	1	0	1
			Total	0	0	0	0	0	0	0	1	0	1
55	71	PARALYTIC ILEUS AND INTESTINAL	Male	0	0	1	5	10	7	5	22	0	50
			Female	0	0	0	0	1	4	0	12	0	17
			Total	0	0	1	5	11	11	5	34	0	67
56	72	PERITONITIS	Male	0	1	1	0	0	0	0	0	0	2
			Female	0	0	0	0	0	0	0	0	0	0
			Total	0	1	1	0	0	0	0	0	0	2
57	73	CHOLELITHIASIS AND CHOLECYSTIT	Male	0	0	2	0	0	3	0	0	0	5
			Female	0	0	0	0	0	0	1	0	0	1
			Total	0	0	2	0	0	3	1	0	0	6
58	74	DISORDERS OF THE PANCREAS	Male	0	0	0	2	0	0	0	0	0	2
			Female	0	0	0	1	1	1	1	2	0	6
			Total	0	0	0	3	1	1	1	2	0	8
59	75	RHEUMATOID ARTHRITIS AND OTHER	Male	0	0	0	0	0	1	0	1	0	2

TABLE D-19 DEATHS BY SELECTED CAUSE OF DEATH, AGE, SEX AND HABITS-(RURAL) - 2022

Sl. No	Cause ID	Selected cause of death	Sex	Age of the Diseased									Total
				Below 15	15-24	25-34	35-44	45-54	55-64	65-69	70 & above	Age not Stated	
1	2	3	4	5	6	7	8	9	10	11	12	13	14
			Female	0	0	0	0	0	0	0	0	0	0
			Total	0	0	0	0	0	1	0	1	0	2
60	82	FEVER OF UNKNOWN ORIGIN	Male	0	2	0	4	3	2	1	3	0	15
			Female	0	0	0	0	0	0	0	0	0	0
			Total	0	2	0	4	3	2	1	3	0	15
61	83	SHOCK, NOT ELSEWHERE CLASSIFIE	Male	0	0	2	6	10	6	4	9	0	37
			Female	0	0	2	0	1	1	1	4	0	9
			Total	0	0	4	6	11	7	5	13	0	46
62	87	FRACTURE OF LOWER LIMB	Male	0	0	0	0	0	0	0	1	0	1
			Female	0	0	0	0	0	0	0	0	0	0
			Total	0	0	0	0	0	0	0	1	0	1
63	88	FRACTURES INVOLVING MULTIPLE B	Male	0	0	0	0	1	0	0	0	0	1
			Female	0	0	0	0	0	0	0	0	0	0
			Total	0	0	0	0	1	0	0	0	0	1
64	89	INTRACRANIAL AND INTERNAL INJU	Male	0	0	1	1	2	1	0	0	0	5
			Female	0	0	0	0	0	0	0	0	0	0
			Total	0	0	1	1	2	1	0	0	0	5
65	91	OTHER INJURIES OF SPECIFIED,UN	Male	0	0	0	1	0	3	0	0	0	4
			Female	0	0	0	0	0	0	0	0	0	0
			Total	0	0	0	1	0	3	0	0	0	4
66	96	ALL OTHER TRANSPORT ACCIDENTS	Male	0	0	3	1	0	2	0	0	0	6
			Female	0	0	0	0	0	0	0	1	0	1
			Total	0	0	3	1	0	2	0	1	0	7
67	97	ACCIDENTAL DROWING AND SUBMERS	Male	0	1	1	2	0	0	0	1	0	5
			Female	0	0	0	0	0	0	1	0	0	1
			Total	0	1	1	2	0	0	1	1	0	6
68	102	ACCIDENTAL POISONING BY AND E	Male	0	0	0	0	1	0	0	0	0	1
			Female	0	0	0	0	0	0	0	0	0	0
			Total	0	0	0	0	1	0	0	0	0	1
69	104	SUN STROKE	Male	0	0	0	0	0	3	3	0	0	6
			Female	0	0	0	0	1	0	0	3	0	4
			Total	0	0	0	0	1	3	3	3	0	10
		Total	Male	0	16	108	207	263	254	129	418	0	1395
			Female	0	0	5	17	47	81	49	280	1	480
			Total	0	0	0	0	0	1	0	0	0	1875
		Chewing tobacco & Drinking Alcohol											
1	2	TYPHOID FEVER AND PARATYPHOID	Male	0	0	0	0	0	1	0	1	0	2
			Female	0	0	0	0	0	1	0	0	0	1
			Total	0	0	0	0	0	2	0	1	0	3
2	4	DIARRHOEA AND GASTROENTERITIS	Male	0	0	0	1	1	3	1	2	0	8
			Female	0	0	0	0	0	0	0	0	0	0
			Total	0	0	0	1	1	3	1	2	0	8
3	5	RESPIRATORY TUBERCULOSIS	Male	0	0	4	7	12	5	2	4	0	34
			Female	0	0	0	0	0	0	0	0	0	0
			Total	0	0	4	7	12	5	2	4	0	34
4	14	OTHER AND UNSPECIFIED NEOPLASM	Male	0	0	1	4	9	7	4	1	0	26
			Female	0	0	0	0	1	2	0	0	0	3
			Total	0	0	1	4	10	9	4	1	0	29
5	15	DIABETES MELLITUS	Male	0	0	2	7	6	8	3	5	0	31
			Female	0	0	0	0	0	0	2	0	0	2
			Total	0	0	2	7	6	8	5	5	0	33
6	16	OTHER ANAEMIAS(D50-D55,D57-D64	Male	0	1	2	4	2	1	0	1	0	11
			Female	0	0	0	0	0	0	0	0	0	0
			Total	0	1	2	4	2	1	0	1	0	11
7	17	OTHER VIRAL ENCEPHALITIS	Male	0	0	0	0	0	0	0	0	0	0
			Female	0	0	0	0	0	0	0	1	0	1

TABLE D-19 DEATHS BY SELECTED CAUSE OF DEATH, AGE, SEX AND HABITS-(RURAL) - 2022

Sl. No	Cause ID	Selected cause of death	Sex	Age of the Diseased									Total
				Below 15	15-24	25-34	35-44	45-54	55-64	65-69	70 & above	Age not Stated	
1	2	3	4	5	6	7	8	9	10	11	12	13	14
			Total	0	0	0	0	0	0	0	1	0	1
8	18	OTHER FORMS OF HEART DISEASES	Male	0	1	10	20	47	52	5	65	0	200
			Female	0	0	0	1	4	4	1	4	0	14
			Total	0	1	10	21	51	56	6	69	0	214
9	19	PNEUMONIA	Male	0	1	5	11	12	12	6	9	0	56
			Female	0	0	0	1	0	2	0	0	0	3
			Total	0	1	5	12	12	14	6	9	0	59
10	20	INFLUENZA	Male	0	0	0	0	2	1	0	0	0	3
			Female	0	0	0	0	0	0	0	0	0	0
			Total	0	0	0	0	2	1	0	0	0	3
11	21	ASTHMA	Male	0	0	2	7	11	14	8	29	0	71
			Female	0	0	0	0	0	1	0	10	0	11
			Total	0	0	2	7	11	15	8	39	0	82
12	22	OTHER VIRAL HEPATITIS (Jaundic	Male	0	0	2	0	1	1	0	0	0	4
			Female	0	0	0	0	0	0	0	0	0	0
			Total	0	0	2	0	1	1	0	0	0	4
13	23	DISEASES OF THE LIVER	Male	0	0	28	41	46	20	3	8	0	146
			Female	0	0	0	2	2	3	0	2	0	9
			Total	0	0	28	43	48	23	3	10	0	155
14	24	GASTRIC AND DUODENAL ULCER	Male	0	0	0	1	1	1	0	1	0	4
			Female	0	0	0	0	0	0	0	0	0	0
			Total	0	0	0	1	1	1	0	1	0	4
15	25	DISEASES OF APPENDIX	Male	0	1	0	3	0	0	0	0	0	4
			Female	0	0	0	0	0	0	0	0	0	0
			Total	0	1	0	3	0	0	0	0	0	4
16	30	CEREBROVASCULAR DISEASES	Male	0	0	0	1	7	5	6	6	0	25
			Female	0	0	0	0	2	0	0	0	0	2
			Total	0	0	0	1	9	5	6	6	0	27
17	31	SENILITY	Male	0	0	0	0	0	7	19	65	0	91
			Female	0	0	0	0	0	0	1	15	0	16
			Total	0	0	0	0	0	7	20	80	0	107
18	32	Others not else where classifi	Male	0	0	2	2	1	4	0	11	0	20
			Female	0	0	0	0	0	0	0	3	0	3
			Total	0	0	2	2	1	4	0	14	0	23
19	33	BITES OF SNAKES AND OTHER VENO	Male	0	0	0	1	2	2	0	0	0	5
			Female	0	0	0	0	0	0	0	0	0	0
			Total	0	0	0	1	2	2	0	0	0	5
20	34	BURNS AND CORROSIONS	Male	0	1	0	1	1	0	0	0	0	3
			Female	0	0	0	0	0	0	0	0	0	0
			Total	0	1	0	1	1	0	0	0	0	3
21	35	ACCIDENTAL FALLS	Male	0	1	2	3	0	1	0	1	0	8
			Female	0	0	0	0	0	0	0	0	0	0
			Total	0	1	2	3	0	1	0	1	0	8
22	36	POISONINGS BY DRUGS AND BIOLOG	Male	0	1	4	6	3	4	4	3	0	25
			Female	0	0	0	0	2	0	1	0	0	3
			Total	0	1	4	6	5	4	5	3	0	28
23	37	MOTOR VEHICLE TRAFFIC ACCIDENT	Male	0	0	4	6	1	0	0	0	0	11
			Female	0	0	0	0	0	0	0	0	0	0
			Total	0	0	4	6	1	0	0	0	0	11
24	38	OTHER ROAD VEHICLE ACCIDENTS	Male	0	0	1	5	2	3	0	4	0	15
			Female	0	0	0	0	0	0	0	0	0	0
			Total	0	0	1	5	2	3	0	4	0	15
25	39	INTENTIONAL SELF-HARM(SUICIDE-	Male	0	2	3	6	5	0	0	0	0	16
			Female	0	0	0	0	0	0	0	0	0	0
			Total	0	2	3	6	5	0	0	0	0	16

TABLE D-19 DEATHS BY SELECTED CAUSE OF DEATH, AGE, SEX AND HABITS-(RURAL) - 2022

Sl. No	Cause ID	Selected cause of death	Sex	Age of the Diseased									Total	
				Below 15	15-24	25-34	35-44	45-54	55-64	65-69	70 & above	Age not Stated		
1	2	3	4	5	6	7	8	9	10	11	12	13	14	
26	40	ASSAULT(HOMICIDE)	Male	0	0	2	0	0	0	0	0	0	0	2
			Female	0	0	0	0	0	0	0	0	0	0	0
			Total	0	0	2	0	0	0	0	0	0	0	2
27	42	Viral Fever	Male	0	0	3	5	0	0	0	0	0	0	8
			Female	0	0	0	0	0	0	0	0	0	0	0
			Total	0	0	3	5	0	0	0	0	0	0	8
28	43	RENAL FAILURE and OTHER DISORD	Male	0	3	11	23	19	23	7	9	0	0	95
			Female	0	0	0	2	0	0	0	1	0	0	3
			Total	0	3	11	25	19	23	7	10	0	0	98
29	44	SEPTICAEMIA	Male	0	0	10	16	15	4	6	5	0	0	56
			Female	0	0	0	0	1	2	1	0	0	0	4
			Total	0	0	10	16	16	6	7	5	0	0	60
30	45	Syphilis	Male	0	0	1	1	0	0	0	0	0	0	2
			Female	0	0	0	0	0	0	0	0	0	0	0
			Total	0	0	1	1	0	0	0	0	0	0	2
31	46	COVID 19 VIRUS IDENTIFIED	Male	0	0	1	0	0	0	0	2	0	0	3
			Female	0	0	0	0	0	0	0	0	0	0	0
			Total	0	0	1	0	0	0	0	2	0	0	3
32	47	TUBERCULOSIS OF OTHER ORGANS A	Male	0	1	1	6	8	1	0	0	0	0	17
			Female	0	0	0	0	0	0	0	0	0	0	0
			Total	0	1	1	6	8	1	0	0	0	0	17
33	49	HUMAN IMMUNODEFICIENCY VIRUS[H	Male	0	0	0	0	1	2	0	0	0	0	3
			Female	0	0	0	0	0	0	0	0	0	0	0
			Total	0	0	0	0	1	2	0	0	0	0	3
34	50	MALIGNANT NEOPLASMS OF LIP, OR	Male	0	0	1	14	13	10	2	6	0	0	46
			Female	0	0	0	0	0	1	0	1	0	0	2
			Total	0	0	1	14	13	11	2	7	0	0	48
35	51	MALIGNANT NEOPLASM OF OESOPHAG	Male	0	0	0	2	2	2	2	3	0	0	11
			Female	0	0	0	0	0	1	0	0	0	0	1
			Total	0	0	0	2	2	3	2	3	0	0	12
36	52	MALIGNANT NEOPLASM OF STOMACH	Male	0	0	0	4	6	4	2	11	0	0	27
			Female	0	0	0	0	0	0	0	0	0	0	0
			Total	0	0	0	4	6	4	2	11	0	0	27
37	53	MALIGNANT NEOPLASMS OF LIVER A	Male	0	0	3	6	1	3	1	3	0	0	17
			Female	0	0	0	0	1	0	0	0	0	0	1
			Total	0	0	3	6	2	3	1	3	0	0	18
38	54	MALIGNANT NEOPLASMS OF LARYNX,	Male	0	0	2	8	5	6	2	2	0	0	25
			Female	0	0	0	0	0	0	0	0	0	0	0
			Total	0	0	2	8	5	6	2	2	0	0	25
39	56	OTHER MALIGNANT NEOPLASM OF FE	Male	0	0	0	0	0	0	0	0	0	0	0
			Female	0	0	0	0	0	0	0	1	0	0	1
			Total	0	0	0	0	0	0	0	1	0	0	1
40	57	MALIGNANT NEOPLASM OF PROSTATE	Male	0	0	0	0	0	0	0	1	0	0	1
			Female	0	0	0	0	0	0	0	0	0	0	0
			Total	0	0	0	0	0	0	0	1	0	0	1
41	58	MALIGNANT NEOPLASM OF BLADDER	Male	0	0	0	0	1	1	0	1	0	0	3
			Female	0	0	0	0	0	0	0	0	0	0	0
			Total	0	0	0	0	1	1	0	1	0	0	3
42	59	MALIGNANT NEOPLASMS OF MENINGE	Male	0	0	0	2	0	1	0	0	0	0	3
			Female	0	0	0	0	0	0	0	0	0	0	0
			Total	0	0	0	2	0	1	0	0	0	0	3
43	60	LEUKAEMIA	Male	0	0	1	0	0	0	1	0	0	0	2
			Female	0	0	0	0	0	0	0	0	0	0	0
			Total	0	0	1	0	0	0	1	0	0	0	2

TABLE D-19 DEATHS BY SELECTED CAUSE OF DEATH, AGE, SEX AND HABITS-(RURAL) - 2022

Sl. No	Cause ID	Selected cause of death	Sex	Age of the Diseased									Age not Stated	Total
				Below 15	15-24	25-34	35-44	45-54	55-64	65-69	70 & above			
1	2	3	4	5	6	7	8	9	10	11	12	13	14	
44	61	OTHER PROTEIN-ENERGY MALNUTRIT	Male	0	0	0	1	2	1	0	2	0	6	
			Female	0	0	0	0	0	0	0	0	0	0	
			Total	0	0	0	1	2	1	0	2	0	6	
45	62	DISORDERS OF THYROID GLAND	Male	0	0	0	1	0	0	0	0	0	1	
			Female	0	0	0	0	0	0	0	0	0	0	
			Total	0	0	0	1	0	0	0	0	0	1	
46	64	OTHER INFLAMMATORY DISEASES OF	Male	0	0	0	1	2	3	1	1	0	8	
			Female	0	0	0	0	0	0	0	0	0	0	
			Total	0	0	0	1	2	3	1	1	0	8	
47	65	EPILEPSY	Male	0	1	2	2	3	2	0	0	0	10	
			Female	0	0	0	0	0	0	0	0	0	0	
			Total	0	1	2	2	3	2	0	0	0	10	
48	66	HYPERTENSIVE HEART DISEASES	Male	0	0	9	27	28	23	7	29	0	123	
			Female	0	0	0	1	2	1	2	4	0	10	
			Total	0	0	9	28	30	24	9	33	0	133	
49	67	ACUTE MYOCARDIAL INFARCTION	Male	0	3	25	64	68	59	27	43	0	289	
			Female	0	0	1	1	6	2	4	4	0	18	
			Total	0	3	26	65	74	61	31	47	0	307	
50	68	ARTERIAL EMBOLISM AND THROMBOS	Male	0	0	1	2	2	0	0	1	0	6	
			Female	0	0	0	0	0	0	0	0	0	0	
			Total	0	0	1	2	2	0	0	1	0	6	
51	69	BRONCHITIS ,BRONCHIOLITIS and	Male	0	0	3	0	2	4	3	3	0	15	
			Female	0	0	0	0	0	1	0	0	0	1	
			Total	0	0	3	0	2	5	3	3	0	16	
52	70	PLEURISY	Male	0	0	0	0	0	1	0	0	0	1	
			Female	0	0	0	0	0	0	0	0	0	0	
			Total	0	0	0	0	0	1	0	0	0	1	
53	71	PARALYTIC ILEUS AND INTESTINAL	Male	0	0	1	6	10	10	4	15	0	46	
			Female	0	0	0	0	0	2	0	0	0	2	
			Total	0	0	1	6	10	12	4	15	0	48	
54	72	PERITONITIS	Male	0	1	2	1	1	0	0	0	0	5	
			Female	0	0	0	0	0	0	0	0	0	0	
			Total	0	1	2	1	1	0	0	0	0	5	
55	73	CHOLELITHIASIS AND CHOLECYSTIT	Male	0	0	2	2	2	3	0	0	0	9	
			Female	0	0	0	0	0	1	0	0	0	1	
			Total	0	0	2	2	2	4	0	0	0	10	
56	74	DISORDERS OF THE PANCREAS	Male	0	0	0	2	1	0	1	2	0	6	
			Female	0	0	0	0	0	0	0	0	0	0	
			Total	0	0	0	2	1	0	1	2	0	6	
57	75	RHEUMATOID ARTHRITIS AND OTHER	Male	0	0	0	0	0	1	0	1	0	2	
			Female	0	0	0	0	0	0	0	0	0	0	
			Total	0	0	0	0	0	1	0	1	0	2	
58	82	FEVER OF UNKNOWN ORIGIN	Male	0	2	0	9	4	3	1	3	0	22	
			Female	0	0	0	0	0	0	0	0	0	0	
			Total	0	2	0	9	4	3	1	3	0	22	
59	83	SHOCK, NOT ELSEWHERE CLASSIFIE	Male	0	0	5	14	19	8	3	8	0	57	
			Female	0	0	1	0	2	0	3	0	0	6	
			Total	0	0	6	14	21	8	6	8	0	63	
60	87	FRACTURE OF LOWER LIMB	Male	0	0	0	1	0	0	0	0	0	1	
			Female	0	0	0	0	0	0	0	0	0	0	
			Total	0	0	0	1	0	0	0	0	0	1	
61	88	FRACTURES INVOLVING MULTIPLE B	Male	0	0	0	0	1	0	0	0	0	1	
			Female	0	0	0	0	0	0	0	0	0	0	
			Total	0	0	0	0	1	0	0	0	0	1	
62	89	INTRACRANIAL AND INTERNAL INJU	Male	0	0	2	2	1	1	0	0	0	6	

TABLE D-19 DEATHS BY SELECTED CAUSE OF DEATH, AGE, SEX AND HABITS-(RURAL) - 2022

Sl. No	Cause ID	Selected cause of death	Sex	Age of the Diseased									Total
				Below 15	15-24	25-34	35-44	45-54	55-64	65-69	70 & above	Age not Stated	
1	2	3	4	5	6	7	8	9	10	11	12	13	14
			Female	0	0	0	0	0	0	0	0	0	0
			Total	0	0	2	2	1	1	0	0	0	6
63	90	CRUSHING INJURIES AND TRAUMATI	Male	0	0	0	0	0	0	0	1	0	1
			Female	0	0	0	0	0	0	0	0	0	0
			Total	0	0	0	0	0	0	0	1	0	1
64	91	OTHER INJURIES OF SPECIFIED,UN	Male	0	0	0	1	3	4	1	2	0	11
			Female	0	0	0	0	0	0	0	0	0	0
			Total	0	0	0	1	3	4	1	2	0	11
65	94	WATER TRANSPORT ACCIDENTS	Male	0	0	0	2	0	0	0	0	0	2
			Female	0	0	0	0	0	0	0	0	0	0
			Total	0	0	0	2	0	0	0	0	0	2
66	96	ALL OTHER TRANSPORT ACCIDENTS	Male	0	0	3	1	0	2	0	0	0	6
			Female	0	0	0	0	0	0	0	1	0	1
			Total	0	0	3	1	0	2	0	1	0	7
67	97	ACCIDENTAL DROWING AND SUBMERS	Male	0	1	1	4	2	1	2	2	0	13
			Female	0	0	0	0	0	0	0	0	0	0
			Total	0	1	1	4	2	1	2	2	0	13
68	102	ACCIDENTAL POISONING BY AND E	Male	0	0	0	1	1	0	0	0	0	2
			Female	0	0	0	0	0	0	0	0	0	0
			Total	0	0	0	1	1	0	0	0	0	2
69	104	SUN STROKE	Male	0	0	0	0	1	1	2	2	0	6
			Female	0	0	0	0	0	0	0	1	0	1
			Total	0	0	0	0	1	1	2	3	0	7
		Total	Male	0	21	164	368	396	336	136	374	0	1795
			Female	0	0	2	8	23	24	15	48	0	120
			Total	0	0	0	0	0	2	0	1	0	1915
		Chewing Arecant & Drinking Alcohol											
1	2	TYPHOID FEVER AND PARATYPHOID	Male	0	0	0	0	0	2	0	0	0	2
			Female	0	0	0	0	0	0	0	0	0	0
			Total	0	0	0	0	0	2	0	0	0	2
2	3	FOOD POISONING	Male	0	0	0	0	0	0	0	0	0	0
			Female	0	0	0	0	1	0	0	0	0	1
			Total	0	0	0	0	1	0	0	0	0	1
3	4	DIARRHOEA AND GASTROENTERITIS	Male	0	0	0	0	1	1	1	3	0	6
			Female	0	0	0	0	0	0	0	0	0	0
			Total	0	0	0	0	1	1	1	3	0	6
4	5	RESPIRATORY TUBERCULOSIS	Male	0	1	3	4	7	4	1	5	0	25
			Female	0	0	0	0	0	0	0	0	0	0
			Total	0	1	3	4	7	4	1	5	0	25
5	14	OTHER AND UNSPECIFIED NEOPLASM	Male	0	0	0	5	11	4	4	2	0	26
			Female	0	0	0	0	1	0	0	0	0	1
			Total	0	0	0	5	12	4	4	2	0	27
6	15	DIABETES MELLITUS	Male	0	0	2	4	6	4	1	7	0	24
			Female	0	0	0	0	0	0	1	0	0	1
			Total	0	0	2	4	6	4	2	7	0	25
7	16	OTHER ANAEMIAS(D50-D55,D57-D64	Male	0	1	1	3	3	0	0	1	0	9
			Female	0	0	0	0	0	0	0	0	0	0
			Total	0	1	1	3	3	0	0	1	0	9
8	17	OTHER VIRAL ENCEPHALITIS	Male	0	0	0	0	0	0	0	0	0	0
			Female	0	0	0	0	0	0	0	1	0	1
			Total	0	0	0	0	0	0	0	1	0	1
9	18	OTHER FORMS OF HEART DISEASES	Male	0	0	13	25	36	46	6	70	0	196
			Female	0	0	0	1	3	2	1	2	0	9
			Total	0	0	13	26	39	48	7	72	0	205
10	19	PNEUMONIA	Male	0	1	8	14	11	16	5	8	0	63
			Female	0	0	0	1	0	2	0	0	0	3

TABLE D-19 DEATHS BY SELECTED CAUSE OF DEATH, AGE, SEX AND HABITS-(RURAL) - 2022

Sl. No	Cause ID	Selected cause of death	Sex	Age of the Diseased									Total
				Below 15	15-24	25-34	35-44	45-54	55-64	65-69	70 & above	Age not Stated	
1	2	3	4	5	6	7	8	9	10	11	12	13	14
			Total	0	1	8	15	11	18	5	8	0	66
11	20	INFLUENZA	Male	0	0	0	0	1	0	0	0	0	1
			Female	0	0	0	1	0	0	0	0	0	1
			Total	0	0	0	1	1	0	0	0	0	2
12	21	ASTHMA	Male	0	0	3	3	7	12	7	23	0	55
			Female	0	0	0	0	0	1	0	10	0	11
			Total	0	0	3	3	7	13	7	33	0	66
13	22	OTHER VIRAL HEPATITIS (Jaundic	Male	0	0	1	0	0	2	0	0	0	3
			Female	0	0	0	0	0	0	0	0	0	0
			Total	0	0	1	0	0	2	0	0	0	3
14	23	DISEASES OF THE LIVER	Male	0	1	23	40	36	21	6	7	0	134
			Female	0	0	0	1	3	2	0	0	0	6
			Total	0	1	23	41	39	23	6	7	0	140
15	24	GASTRIC AND DUODENAL ULCER	Male	0	0	0	2	1	0	1	1	0	5
			Female	0	0	0	0	0	0	0	0	0	0
			Total	0	0	0	2	1	0	1	1	0	5
16	25	DISEASES OF APPENDIX	Male	0	0	0	1	0	0	0	0	0	1
			Female	0	0	0	0	0	0	0	0	0	0
			Total	0	0	0	1	0	0	0	0	0	1
17	26	Genital Urinary system	Male	0	0	0	0	0	1	0	0	0	1
			Female	0	0	0	0	0	0	0	0	0	0
			Total	0	0	0	0	0	1	0	0	0	1
18	30	CEREBROVASCULAR DISEASES	Male	0	0	1	2	5	6	7	7	0	28
			Female	0	0	0	0	2	0	0	0	0	2
			Total	0	0	1	2	7	6	7	7	0	30
19	31	SENILITY	Male	0	0	0	0	0	4	19	64	0	87
			Female	0	0	0	0	0	0	1	11	0	12
			Total	0	0	0	0	0	4	20	75	0	99
20	32	Others not else where classifi	Male	0	0	3	5	0	2	0	11	0	21
			Female	0	0	0	0	0	0	0	3	0	3
			Total	0	0	3	5	0	2	0	14	0	24
21	33	BITES OF SNAKES AND OTHER VENO	Male	0	0	0	0	1	2	0	0	0	3
			Female	0	0	0	0	0	0	0	0	0	0
			Total	0	0	0	0	1	2	0	0	0	3
22	34	BURNS AND CORROSIONS	Male	0	1	1	0	0	0	0	0	0	2
			Female	0	0	0	0	0	0	0	0	0	0
			Total	0	1	1	0	0	0	0	0	0	2
23	35	ACCIDENTAL FALLS	Male	0	0	1	2	0	0	0	1	0	4
			Female	0	0	0	0	0	0	0	0	0	0
			Total	0	0	1	2	0	0	0	1	0	4
24	36	POISONINGS BY DRUGS AND BIOLOG	Male	0	3	5	4	2	5	4	4	0	27
			Female	0	0	0	0	0	0	1	0	0	1
			Total	0	3	5	4	2	5	5	4	0	28
25	37	MOTOR VEHICLE TRAFFIC ACCIDENT	Male	0	0	5	3	1	0	0	0	0	9
			Female	0	0	0	0	0	0	0	0	0	0
			Total	0	0	5	3	1	0	0	0	0	9
26	38	OTHER ROAD VEHICLE ACCIDENTS	Male	0	0	1	6	3	4	0	3	0	17
			Female	0	0	0	0	0	0	0	0	0	0
			Total	0	0	1	6	3	4	0	3	0	17
27	39	INTENTIONAL SELF-HARM(SUICIDE-	Male	0	2	5	4	5	1	0	0	0	17
			Female	0	0	0	0	0	0	0	0	0	0
			Total	0	2	5	4	5	1	0	0	0	17
28	40	ASSAULT(HOMICIDE)	Male	0	0	3	0	0	1	0	1	0	5
			Female	0	0	0	0	0	0	0	0	0	0
			Total	0	0	3	0	0	1	0	1	0	5

TABLE D-19 DEATHS BY SELECTED CAUSE OF DEATH, AGE, SEX AND HABITS-(RURAL) - 2022

Sl. No	Cause ID	Selected cause of death	Sex	Age of the Diseased									Total	
				Below 15	15-24	25-34	35-44	45-54	55-64	65-69	70 & above	Age not Stated		
1	2	3	4	5	6	7	8	9	10	11	12	13	14	
29	42	Viral Fever	Male	0	0	5	3	0	0	0	0	0	0	8
			Female	0	0	0	0	0	0	0	0	0	0	0
			Total	0	0	5	3	0	0	0	0	0	0	8
30	43	RENAL FAILURE and OTHER DISORD	Male	0	1	8	21	15	17	4	9	0	75	
			Female	0	0	0	2	1	0	0	2	0	5	
			Total	0	1	8	23	16	17	4	11	0	80	
31	44	SEPTICAEMIA	Male	0	0	8	16	17	5	6	4	0	56	
			Female	0	0	0	0	1	1	0	0	0	2	
			Total	0	0	8	16	18	6	6	4	0	58	
32	46	COVID 19 VIRUS IDENTIFIED	Male	0	0	0	0	1	0	0	2	0	3	
			Female	0	0	0	0	0	0	0	0	0	0	
			Total	0	0	0	0	1	0	0	2	0	3	
33	47	TUBERCULOSIS OF OTHER ORGANS A	Male	0	1	0	1	6	0	0	1	0	9	
			Female	0	0	0	0	0	0	1	0	0	1	
			Total	0	1	0	1	6	0	1	1	0	10	
34	49	HUMAN IMMUNODEFICIENCY VIRUS[H	Male	0	0	0	1	1	2	0	0	0	4	
			Female	0	0	0	0	0	0	0	0	0	0	
			Total	0	0	0	1	1	2	0	0	0	4	
35	50	MALIGNANT NEOPLASMS OF LIP, OR	Male	0	0	1	5	8	6	1	3	0	24	
			Female	0	0	0	0	0	1	0	1	0	2	
			Total	0	0	1	5	8	7	1	4	0	26	
36	51	MALIGNANT NEOPLASM OF OESOPHAG	Male	0	1	0	1	2	1	1	3	0	9	
			Female	0	0	0	0	0	0	0	0	0	0	
			Total	0	1	0	1	2	1	1	3	0	9	
37	52	MALIGNANT NEOPLASM OF STOMACH	Male	0	0	0	1	3	2	2	9	0	17	
			Female	0	0	0	0	0	0	0	0	0	0	
			Total	0	0	0	1	3	2	2	9	0	17	
38	53	MALIGNANT NEOPLASMS OF LIVER A	Male	0	0	3	7	3	4	1	5	0	23	
			Female	0	0	0	0	0	0	0	1	0	1	
			Total	0	0	3	7	3	4	1	6	0	24	
39	54	MALIGNANT NEOPLASMS OF LARYNX,	Male	0	0	3	10	5	5	2	5	0	30	
			Female	0	0	0	0	0	0	0	0	0	0	
			Total	0	0	3	10	5	5	2	5	0	30	
40	56	OTHER MALIGNANT NEOPLASM OF FE	Male	0	0	0	0	0	0	0	0	0	0	
			Female	0	0	0	0	0	0	0	1	0	1	
			Total	0	0	0	0	0	0	0	1	0	1	
41	57	MALIGNANT NEOPLASM OF PROSTATE	Male	0	0	0	0	1	0	0	1	0	2	
			Female	0	0	0	0	0	0	0	0	0	0	
			Total	0	0	0	0	1	0	0	1	0	2	
42	58	MALIGNANT NEOPLASM OF BLADDER	Male	0	0	0	1	1	1	0	1	0	4	
			Female	0	0	0	0	0	0	0	0	0	0	
			Total	0	0	0	1	1	1	0	1	0	4	
43	59	MALIGNANT NEOPLASMS OF MENINGE	Male	0	0	0	1	0	1	0	1	0	3	
			Female	0	0	0	0	0	0	0	0	0	0	
			Total	0	0	0	1	0	1	0	1	0	3	
44	60	LEUKAEMIA	Male	0	0	1	0	0	0	1	0	0	2	
			Female	0	0	0	0	0	0	0	0	0	0	
			Total	0	0	1	0	0	0	1	0	0	2	
45	61	OTHER PROTEIN-ENERGY MALNUTRIT	Male	0	0	0	0	2	0	0	2	0	4	
			Female	0	0	0	0	0	0	0	0	0	0	
			Total	0	0	0	0	2	0	0	2	0	4	
46	63	SCHIZOPHRENIA, SCHIZOTYPAL & D	Male	0	0	0	0	0	0	0	0	0	0	
			Female	0	0	0	0	0	1	0	0	0	1	
			Total	0	0	0	0	0	1	0	0	0	1	

TABLE D-19 DEATHS BY SELECTED CAUSE OF DEATH, AGE, SEX AND HABITS-(RURAL) - 2022

Sl. No	Cause ID	Selected cause of death	Sex	Age of the Diseased									Total
				Below 15	15-24	25-34	35-44	45-54	55-64	65-69	70 & above	Age not Stated	
1	2	3	4	5	6	7	8	9	10	11	12	13	14
47	65	EPILEPSY	Male	0	0	2	2	4	1	0	0	0	9
			Female	0	0	0	0	0	0	0	0	0	0
			Total	0	0	2	2	4	1	0	0	0	9
48	66	HYPERTENSIVE HEART DISEASES	Male	0	0	7	22	25	22	6	32	0	114
			Female	0	0	0	0	1	1	1	2	0	5
			Total	0	0	7	22	26	23	7	34	0	119
49	67	ACUTE MYOCARDIAL INFARCTION	Male	0	5	21	58	64	57	25	38	0	268
			Female	0	0	1	1	4	3	2	5	0	16
			Total	0	5	22	59	68	60	27	43	0	284
50	68	ARTERIAL EMBOLISM AND THROMBOS	Male	0	0	1	0	2	0	0	1	0	4
			Female	0	0	0	0	0	0	0	0	0	0
			Total	0	0	1	0	2	0	0	1	0	4
51	69	BRONCHITIS ,BRONCHIOLITIS and	Male	0	0	2	0	3	3	3	1	0	12
			Female	0	0	0	0	0	0	0	0	0	0
			Total	0	0	2	0	3	3	3	1	0	12
52	71	PARALYTIC ILEUS AND INTESTINAL	Male	0	0	1	7	10	12	8	20	0	58
			Female	0	0	0	0	0	1	0	0	0	1
			Total	0	0	1	7	10	13	8	20	0	59
53	72	PERITONITIS	Male	0	1	1	0	0	0	0	0	0	2
			Female	0	0	0	0	0	0	0	0	0	0
			Total	0	1	1	0	0	0	0	0	0	2
54	73	CHOLELITHIASIS AND CHOLECYSTIT	Male	0	0	3	0	1	4	0	0	0	8
			Female	0	0	0	0	0	0	0	0	0	0
			Total	0	0	3	0	1	4	0	0	0	8
55	74	DISORDERS OF THE PANCREAS	Male	0	0	1	2	0	0	0	0	0	3
			Female	0	0	0	0	0	0	0	0	0	0
			Total	0	0	1	2	0	0	0	0	0	3
56	75	RHEUMATOID ARTHRITIS AND OTHER	Male	0	0	0	0	0	1	0	1	0	2
			Female	0	0	0	0	0	0	0	0	0	0
			Total	0	0	0	0	0	1	0	1	0	2
57	82	FEVER OF UNKNOWN ORIGIN	Male	0	2	1	6	5	2	2	2	0	20
			Female	0	0	0	0	0	0	0	0	0	0
			Total	0	2	1	6	5	2	2	2	0	20
58	83	SHOCK, NOT ELSEWHERE CLASSIFIE	Male	0	0	4	9	7	6	4	6	0	36
			Female	0	0	1	0	1	0	2	0	0	4
			Total	0	0	5	9	8	6	6	6	0	40
59	84	FRACTURE OF SKULL AND FACIAL B	Male	0	0	0	0	1	0	0	0	0	1
			Female	0	0	0	0	0	0	0	0	0	0
			Total	0	0	0	0	1	0	0	0	0	1
60	88	FRACTURES INVOLVING MULTIPLE B	Male	0	0	0	1	1	0	0	0	0	2
			Female	0	0	0	0	0	0	0	0	0	0
			Total	0	0	0	1	1	0	0	0	0	2
61	89	INTRACRANIAL AND INTERNAL INJU	Male	0	0	1	1	1	1	0	0	0	4
			Female	0	0	0	0	0	0	0	0	0	0
			Total	0	0	1	1	1	1	0	0	0	4
62	90	CRUSHING INJURIES AND TRAUMATI	Male	0	0	0	0	0	0	0	1	0	1
			Female	0	0	0	0	0	0	0	0	0	0
			Total	0	0	0	0	0	0	0	1	0	1
63	91	OTHER INJURIES OF SPECIFIED,UN	Male	0	0	0	2	0	2	0	0	0	4
			Female	0	0	0	0	0	0	0	0	0	0
			Total	0	0	0	2	0	2	0	0	0	4
64	96	ALL OTHER TRANSPORT ACCIDENTS	Male	0	0	3	1	0	1	0	0	0	5
			Female	0	0	0	0	0	0	0	1	0	1
			Total	0	0	3	1	0	1	0	1	0	6
65	97	ACCIDENTAL DROWING AND SUBMERS	Male	0	1	3	1	0	2	1	1	0	9

TABLE D-19 DEATHS BY SELECTED CAUSE OF DEATH, AGE, SEX AND HABITS-(RURAL) - 2022

Sl. No	Cause ID	Selected cause of death	Sex	Age of the Diseased									Total
				Below 15	15-24	25-34	35-44	45-54	55-64	65-69	70 & above	Age not Stated	
1	2	3	4	5	6	7	8	9	10	11	12	13	14
			Female	0	0	0	0	0	0	0	0	0	0
			Total	0	1	3	1	0	2	1	1	0	9
66	102	ACCIDENTAL POISONING BY AND E	Male	0	0	0	1	1	0	0	0	0	2
			Female	0	0	0	0	0	0	0	0	0	0
			Total	0	0	0	1	1	0	0	0	0	2
67	104	SUN STROKE	Male	0	0	0	0	1	1	2	2	0	6
			Female	0	0	0	0	0	0	0	1	0	1
			Total	0	0	0	0	1	1	2	3	0	7
		Total	Male	0	22	159	308	328	297	131	369	0	1614
			Female	0	0	2	7	18	15	10	41	0	93
			Total	0	0	0	0	0	2	0	0	0	1707
		Smoking,Chewing Tobacco & Arecanut											
1	4	DIARRHOEA AND GASTROENTERITIS	Male	0	0	0	0	1	1	1	1	0	4
			Female	0	0	0	0	0	0	0	0	0	0
			Total	0	0	0	0	1	1	1	1	0	4
2	5	RESPIRATORY TUBERCULOSIS	Male	0	0	1	2	5	5	1	6	0	20
			Female	0	0	0	0	0	0	0	0	0	0
			Total	0	0	1	2	5	5	1	6	0	20
3	14	OTHER AND UNSPECIFIED NEOPLASM	Male	0	0	0	0	6	1	4	0	0	11
			Female	0	0	0	0	0	0	0	0	0	0
			Total	0	0	0	0	6	1	4	0	0	11
4	15	DIABETES MELLITUS	Male	0	0	0	2	5	2	0	4	0	13
			Female	0	0	0	0	0	0	0	0	0	0
			Total	0	0	0	2	5	2	0	4	0	13
5	16	OTHER ANAEMIAS(D50-D55,D57-D64	Male	0	0	1	1	1	0	0	0	0	3
			Female	0	0	0	0	0	0	0	0	0	0
			Total	0	0	1	1	1	0	0	0	0	3
6	18	OTHER FORMS OF HEART DISEASES	Male	0	0	5	7	18	30	4	32	0	96
			Female	0	0	0	0	0	1	1	0	0	2
			Total	0	0	5	7	18	31	5	32	0	98
7	19	PNEUMONIA	Male	0	1	3	9	7	11	5	5	0	41
			Female	0	0	0	0	0	0	0	0	0	0
			Total	0	1	3	9	7	11	5	5	0	41
8	21	ASTHMA	Male	0	0	1	3	3	10	5	18	0	40
			Female	0	0	0	0	0	0	0	1	0	1
			Total	0	0	1	3	3	10	5	19	0	41
9	22	OTHER VIRAL HEPATITIS (Jaundic	Male	0	0	1	0	0	1	0	0	0	2
			Female	0	0	0	0	0	0	0	0	0	0
			Total	0	0	1	0	0	1	0	0	0	2
10	23	DISEASES OF THE LIVER	Male	0	0	13	13	16	8	1	3	0	54
			Female	0	0	0	0	1	1	0	0	0	2
			Total	0	0	13	13	17	9	1	3	0	56
11	24	GASTRIC AND DUODENAL ULCER	Male	0	0	0	0	1	0	0	1	0	2
			Female	0	0	0	0	0	0	0	0	0	0
			Total	0	0	0	0	1	0	0	1	0	2
12	25	DISEASES OF APPENDIX	Male	0	0	0	1	0	0	0	0	0	1
			Female	0	0	0	0	0	0	0	0	0	0
			Total	0	0	0	1	0	0	0	0	0	1
13	26	Genital Urinary system	Male	0	0	0	0	0	1	0	0	0	1
			Female	0	0	0	0	0	0	0	0	0	0
			Total	0	0	0	0	0	1	0	0	0	1
14	30	CEREBROVASCULAR DISEASES	Male	0	0	0	0	4	3	4	4	0	15
			Female	0	0	0	0	1	0	0	0	0	1
			Total	0	0	0	0	5	3	4	4	0	16
15	31	SENILITY	Male	0	0	0	0	0	0	10	32	0	42
			Female	0	0	0	0	0	0	0	0	0	0

TABLE D-19 DEATHS BY SELECTED CAUSE OF DEATH, AGE, SEX AND HABITS-(RURAL) - 2022

Sl. No	Cause ID	Selected cause of death	Sex	Age of the Diseased									Total
				Below 15	15-24	25-34	35-44	45-54	55-64	65-69	70 & above	Age not Stated	
1	2	3	4	5	6	7	8	9	10	11	12	13	14
			Total	0	0	0	0	0	0	10	32	0	42
16	32	Others not else where classifi	Male	0	0	2	1	0	1	0	3	0	7
			Female	0	0	0	0	0	0	0	0	0	0
			Total	0	0	2	1	0	1	0	3	0	7
17	33	BITES OF SNAKES AND OTHER VENO	Male	0	0	0	0	1	1	0	0	0	2
			Female	0	0	0	0	0	0	0	0	0	0
			Total	0	0	0	0	1	1	0	0	0	2
18	35	ACCIDENTAL FALLS	Male	0	0	1	2	0	0	0	1	0	4
			Female	0	0	0	0	0	0	0	0	0	0
			Total	0	0	1	2	0	0	0	1	0	4
19	36	POISONINGS BY DRUGS AND BIOLOG	Male	0	0	3	0	0	1	4	2	0	10
			Female	0	0	0	0	0	0	0	0	0	0
			Total	0	0	3	0	0	1	4	2	0	10
20	37	MOTOR VEHICLE TRAFFIC ACCIDENT	Male	0	0	1	1	1	0	0	0	0	3
			Female	0	0	0	0	0	0	0	0	0	0
			Total	0	0	1	1	1	0	0	0	0	3
21	38	OTHER ROAD VEHICLE ACCIDENTS	Male	0	0	1	2	3	1	0	2	0	9
			Female	0	0	0	0	0	0	0	0	0	0
			Total	0	0	1	2	3	1	0	2	0	9
22	39	INTENTIONAL SELF-HARM(SUICIDE-	Male	0	1	1	3	3	0	0	0	0	8
			Female	0	0	0	0	0	0	0	0	0	0
			Total	0	1	1	3	3	0	0	0	0	8
23	40	ASSAULT(HOMICIDE)	Male	0	0	1	0	0	0	0	0	0	1
			Female	0	0	0	0	0	0	0	0	0	0
			Total	0	0	1	0	0	0	0	0	0	1
24	42	Viral Fever	Male	0	0	2	3	0	0	0	0	0	5
			Female	0	0	0	0	0	0	0	0	0	0
			Total	0	0	2	3	0	0	0	0	0	5
25	43	RENAL FAILURE and OTHER DISORD	Male	0	1	5	12	7	7	1	5	0	38
			Female	0	0	0	2	0	0	0	0	0	2
			Total	0	1	5	14	7	7	1	5	0	40
26	44	SEPTICAEMIA	Male	0	0	4	4	9	2	4	4	0	27
			Female	0	0	0	0	0	1	0	0	0	1
			Total	0	0	4	4	9	3	4	4	0	28
27	46	COVID 19 VIRUS IDENTIFIED	Male	0	0	0	0	0	0	0	1	0	1
			Female	0	0	0	0	0	0	0	0	0	0
			Total	0	0	0	0	0	0	0	1	0	1
28	47	TUBERCULOSIS OF OTHER ORGANS A	Male	0	1	1	1	5	0	1	0	0	9
			Female	0	0	0	0	0	0	0	0	0	0
			Total	0	1	1	1	5	0	1	0	0	9
29	49	HUMAN IMMUNODEFICIENCY VIRUS[H	Male	0	0	0	0	0	2	0	0	0	2
			Female	0	0	0	0	0	0	0	0	0	0
			Total	0	0	0	0	0	2	0	0	0	2
30	50	MALIGNANT NEOPLASMS OF LIP, OR	Male	0	0	1	6	6	5	1	2	0	21
			Female	0	0	0	0	0	0	0	0	0	0
			Total	0	0	1	6	6	5	1	2	0	21
31	51	MALIGNANT NEOPLASM OF OESOPHAG	Male	0	0	0	2	3	1	1	4	0	11
			Female	0	0	0	0	0	0	0	0	0	0
			Total	0	0	0	2	3	1	1	4	0	11
32	52	MALIGNANT NEOPLASM OF STOMACH	Male	0	0	0	0	1	2	2	4	0	9
			Female	0	0	0	0	0	0	0	0	0	0
			Total	0	0	0	0	1	2	2	4	0	9
33	53	MALIGNANT NEOPLASMS OF LIVER A	Male	0	0	2	2	0	1	1	2	0	8
			Female	0	0	0	0	0	0	0	0	0	0
			Total	0	0	2	2	0	1	1	2	0	8

TABLE D-19 DEATHS BY SELECTED CAUSE OF DEATH, AGE, SEX AND HABITS-(RURAL) - 2022

Sl. No	Cause ID	Selected cause of death	Sex	Age of the Diseased									Total
				Below 15	15-24	25-34	35-44	45-54	55-64	65-69	70 & above	Age not Stated	
1	2	3	4	5	6	7	8	9	10	11	12	13	14
34	54	MALIGNANT NEOPLASMS OF LARYNX,	Male	0	0	1	3	1	4	2	2	0	13
			Female	0	0	0	0	0	0	0	0	0	0
			Total	0	0	1	3	1	4	2	2	0	13
35	57	MALIGNANT NEOPLASM OF PROSTATE	Male	0	0	0	0	0	0	0	1	0	1
			Female	0	0	0	0	0	0	0	0	0	0
			Total	0	0	0	0	0	0	0	1	0	1
36	58	MALIGNANT NEOPLASM OF BLADDER	Male	0	0	0	0	0	2	0	0	0	2
			Female	0	0	0	0	0	0	0	0	0	0
			Total	0	0	0	0	0	2	0	0	0	2
37	60	LEUKAEMIA	Male	0	0	1	0	0	0	1	0	0	2
			Female	0	0	0	0	0	0	0	0	0	0
			Total	0	0	1	0	0	0	1	0	0	2
38	61	OTHER PROTEIN-ENERGY MALNUTRIT	Male	0	0	0	0	1	0	0	0	0	1
			Female	0	0	0	0	0	0	0	0	0	0
			Total	0	0	0	0	1	0	0	0	0	1
39	65	EPILEPSY	Male	0	0	1	0	2	0	0	0	0	3
			Female	0	0	0	0	0	0	0	0	0	0
			Total	0	0	1	0	2	0	0	0	0	3
40	66	HYPERTENSIVE HEART DISEASES	Male	0	0	5	10	12	12	4	13	0	56
			Female	0	0	0	0	0	0	1	1	0	2
			Total	0	0	5	10	12	12	5	14	0	58
41	67	ACUTE MYOCARDIAL INFARCTION	Male	0	1	8	23	30	26	15	28	0	131
			Female	0	0	0	0	0	0	1	1	0	2
			Total	0	1	8	23	30	26	16	29	0	133
42	68	ARTERIAL EMBOLISM AND THROMBOS	Male	0	0	1	0	1	0	0	1	0	3
			Female	0	0	0	0	0	0	0	0	0	0
			Total	0	0	1	0	1	0	0	1	0	3
43	69	BRONCHITIS ,BRONCHIOLITIS and	Male	0	0	1	0	1	2	2	2	0	8
			Female	0	0	0	0	0	0	0	0	0	0
			Total	0	0	1	0	1	2	2	2	0	8
44	71	PARALYTIC ILEUS AND INTESTINAL	Male	0	0	0	4	6	5	2	3	0	20
			Female	0	0	0	0	0	0	0	0	0	0
			Total	0	0	0	4	6	5	2	3	0	20
45	73	CHOLELITHIASIS AND CHOLECYSTIT	Male	0	0	2	0	0	1	0	0	0	3
			Female	0	0	0	0	0	0	0	0	0	0
			Total	0	0	2	0	0	1	0	0	0	3
46	74	DISORDERS OF THE PANCREAS	Male	0	0	0	2	0	0	0	0	0	2
			Female	0	0	0	0	0	0	0	0	0	0
			Total	0	0	0	2	0	0	0	0	0	2
47	75	RHEUMATOID ARTHRITIS AND OTHER	Male	0	0	0	0	0	1	0	1	0	2
			Female	0	0	0	0	0	0	0	0	0	0
			Total	0	0	0	0	0	1	0	1	0	2
48	82	FEVER OF UNKNOWN ORIGIN	Male	0	1	0	3	0	2	1	1	0	8
			Female	0	0	0	0	0	0	0	0	0	0
			Total	0	1	0	3	0	2	1	1	0	8
49	83	SHOCK, NOT ELSEWHERE CLASSIFIE	Male	0	0	1	6	6	2	2	4	0	21
			Female	0	0	0	0	0	0	0	1	0	1
			Total	0	0	1	6	6	2	2	5	0	22
50	89	INTRACRANIAL AND INTERNAL INJU	Male	0	0	0	1	0	1	0	0	0	2
			Female	0	0	0	0	0	0	0	0	0	0
			Total	0	0	0	1	0	1	0	0	0	2
51	91	OTHER INJURIES OF SPECIFIED,UN	Male	0	0	0	1	0	1	0	0	0	2
			Female	0	0	0	0	0	0	0	0	0	0
			Total	0	0	0	1	0	1	0	0	0	2

TABLE D-19 DEATHS BY SELECTED CAUSE OF DEATH, AGE, SEX AND HABITS-(RURAL) - 2022

Sl. No	Cause ID	Selected cause of death	Sex	Age of the Diseased									Total
				Below 15	15-24	25-34	35-44	45-54	55-64	65-69	70 & above	Age not Stated	
1	2	3	4	5	6	7	8	9	10	11	12	13	14
52	96	ALL OTHER TRANSPORT ACCIDENTS	Male	0	0	2	0	0	1	0	0	0	3
			Female	0	0	0	0	0	0	0	0	0	0
			Total	0	0	2	0	0	1	0	0	0	3
53	97	ACCIDENTAL DROWING AND SUBMERS	Male	0	1	1	0	0	0	0	0	0	2
			Female	0	0	0	0	0	0	0	0	0	0
			Total	0	1	1	0	0	0	0	0	0	2
54	102	ACCIDENTAL POISONING BY AND E	Male	0	0	0	0	1	0	0	0	0	1
			Female	0	0	0	0	0	0	0	0	0	0
			Total	0	0	0	0	1	0	0	0	0	1
55	104	SUN STROKE	Male	0	0	0	0	0	1	1	0	0	2
			Female	0	0	0	0	0	0	0	0	0	0
			Total	0	0	0	0	0	1	1	0	0	2
		Total	Male	0	7	74	130	167	158	80	192	0	808
			Female	0	0	0	2	2	3	3	4	0	14
			Total	0	0	0	0	1	1	1	1	0	822
		Smoking,Chewing Tobacco & Drinking											
1	2	TYPHOID FEVER AND PARATYPHOID	Male	0	0	0	0	0	0	0	1	0	1
			Female	0	0	0	0	0	1	0	0	0	1
			Total	0	0	0	0	0	1	0	1	0	2
2	4	DIARRHOEA AND GASTROENTERITIS	Male	0	0	0	0	1	2	1	1	0	5
			Female	0	0	0	0	0	0	0	0	0	0
			Total	0	0	0	0	1	2	1	1	0	5
3	5	RESPIRATORY TUBERCULOSIS	Male	0	0	2	5	8	4	1	4	0	24
			Female	0	0	0	0	0	0	0	0	0	0
			Total	0	0	2	5	8	4	1	4	0	24
4	14	OTHER AND UNSPECIFIED NEOPLASM	Male	0	0	1	1	9	4	3	0	0	18
			Female	0	0	0	0	0	0	0	0	0	0
			Total	0	0	1	1	9	4	3	0	0	18
5	15	DIABETES MELLITUS	Male	0	0	0	4	5	5	2	4	0	20
			Female	0	0	0	0	0	0	0	0	0	0
			Total	0	0	0	4	5	5	2	4	0	20
6	16	OTHER ANAEMIAS(D50-D55,D57-D64	Male	0	0	2	1	1	1	0	0	0	5
			Female	0	0	0	0	0	0	0	0	0	0
			Total	0	0	2	1	1	1	0	0	0	5
7	18	OTHER FORMS OF HEART DISEASES	Male	0	0	9	13	32	38	5	40	0	137
			Female	0	0	0	0	0	1	1	1	0	3
			Total	0	0	9	13	32	39	6	41	0	140
8	19	PNEUMONIA	Male	0	1	4	10	10	11	5	7	0	48
			Female	0	0	0	0	0	0	0	0	0	0
			Total	0	1	4	10	10	11	5	7	0	48
9	20	INFLUENZA	Male	0	0	0	0	0	1	0	0	0	1
			Female	0	0	0	0	0	0	0	0	0	0
			Total	0	0	0	0	0	1	0	0	0	1
10	21	ASTHMA	Male	0	0	1	6	7	14	6	20	0	54
			Female	0	0	0	0	0	0	0	1	0	1
			Total	0	0	1	6	7	14	6	21	0	55
11	22	OTHER VIRAL HEPATITIS (Jaundic	Male	0	0	1	0	1	1	0	0	0	3
			Female	0	0	0	0	0	0	0	0	0	0
			Total	0	0	1	0	1	1	0	0	0	3
12	23	DISEASES OF THE LIVER	Male	0	0	21	27	24	11	1	5	0	89
			Female	0	0	0	0	1	1	0	1	0	3
			Total	0	0	21	27	25	12	1	6	0	92
13	24	GASTRIC AND DUODENAL ULCER	Male	0	0	0	1	1	1	0	1	0	4
			Female	0	0	0	0	0	0	0	0	0	0
			Total	0	0	0	1	1	1	0	1	0	4
14	25	DISEASES OF APPENDIX	Male	0	1	0	3	0	0	0	0	0	4

TABLE D-19 DEATHS BY SELECTED CAUSE OF DEATH, AGE, SEX AND HABITS-(RURAL) - 2022

Sl. No	Cause ID	Selected cause of death	Sex	Age of the Diseased									Total
				Below 15	15-24	25-34	35-44	45-54	55-64	65-69	70 & above	Age not Stated	
1	2	3	4	5	6	7	8	9	10	11	12	13	14
			Female	0	0	0	0	0	0	0	0	0	0
			Total	0	1	0	3	0	0	0	0	0	4
15	30	CEREBROVASCULAR DISEASES	Male	0	0	0	0	3	3	5	4	0	15
			Female	0	0	0	0	1	0	0	0	0	1
			Total	0	0	0	0	4	3	5	4	0	16
16	31	SENILITY	Male	0	0	0	0	0	2	12	50	0	64
			Female	0	0	0	0	0	0	0	1	0	1
			Total	0	0	0	0	0	2	12	51	0	65
17	32	Others not else where classifi	Male	0	0	2	1	1	3	0	3	0	10
			Female	0	0	0	0	0	0	0	0	0	0
			Total	0	0	2	1	1	3	0	3	0	10
18	33	BITES OF SNAKES AND OTHER VENO	Male	0	0	0	0	1	2	0	0	0	3
			Female	0	0	0	0	0	0	0	0	0	0
			Total	0	0	0	0	1	2	0	0	0	3
19	34	BURNS AND CORROSIONS	Male	0	0	0	1	1	0	0	0	0	2
			Female	0	0	0	0	0	0	0	0	0	0
			Total	0	0	0	1	1	0	0	0	0	2
20	35	ACCIDENTAL FALLS	Male	0	0	1	2	0	1	0	1	0	5
			Female	0	0	0	0	0	0	0	0	0	0
			Total	0	0	1	2	0	1	0	1	0	5
21	36	POISONINGS BY DRUGS AND BIOLOG	Male	0	0	4	2	1	2	4	2	0	15
			Female	0	0	0	0	0	0	0	0	0	0
			Total	0	0	4	2	1	2	4	2	0	15
22	37	MOTOR VEHICLE TRAFFIC ACCIDENT	Male	0	0	1	1	1	0	0	0	0	3
			Female	0	0	0	0	0	0	0	0	0	0
			Total	0	0	1	1	1	0	0	0	0	3
23	38	OTHER ROAD VEHICLE ACCIDENTS	Male	0	0	1	3	2	2	0	2	0	10
			Female	0	0	0	0	0	0	0	0	0	0
			Total	0	0	1	3	2	2	0	2	0	10
24	39	INTENTIONAL SELF-HARM(SUICIDE-	Male	0	1	2	6	5	0	0	0	0	14
			Female	0	0	0	0	0	0	0	0	0	0
			Total	0	1	2	6	5	0	0	0	0	14
25	40	ASSAULT(HOMICIDE)	Male	0	0	1	0	0	0	0	0	0	1
			Female	0	0	0	0	0	0	0	0	0	0
			Total	0	0	1	0	0	0	0	0	0	1
26	42	Viral Fever	Male	0	0	2	4	0	0	0	0	0	6
			Female	0	0	0	0	0	0	0	0	0	0
			Total	0	0	2	4	0	0	0	0	0	6
27	43	RENAL FAILURE and OTHER DISORD	Male	0	1	7	17	12	10	3	7	0	57
			Female	0	0	0	2	0	0	0	0	0	2
			Total	0	1	7	19	12	10	3	7	0	59
28	44	SEPTICAEMIA	Male	0	0	7	6	9	4	5	5	0	36
			Female	0	0	0	0	0	1	1	0	0	2
			Total	0	0	7	6	9	5	6	5	0	38
29	45	Syphilis	Male	0	0	1	1	0	0	0	0	0	2
			Female	0	0	0	0	0	0	0	0	0	0
			Total	0	0	1	1	0	0	0	0	0	2
30	46	COVID 19 VIRUS IDENTIFIED	Male	0	0	0	0	0	0	0	1	0	1
			Female	0	0	0	0	0	0	0	0	0	0
			Total	0	0	0	0	0	0	0	1	0	1
31	47	TUBERCULOSIS OF OTHER ORGANS A	Male	0	1	0	3	6	0	0	0	0	10
			Female	0	0	0	0	0	0	0	0	0	0
			Total	0	1	0	3	6	0	0	0	0	10
32	49	HUMAN IMMUNODEFICIENCY VIRUS[H	Male	0	0	0	0	1	2	0	0	0	3
			Female	0	0	0	0	0	0	0	0	0	0

TABLE D-19 DEATHS BY SELECTED CAUSE OF DEATH, AGE, SEX AND HABITS-(RURAL) - 2022

Sl. No	Cause ID	Selected cause of death	Sex	Age of the Diseased									Total
				Below 15	15-24	25-34	35-44	45-54	55-64	65-69	70 & above	Age not Stated	
1	2	3	4	5	6	7	8	9	10	11	12	13	14
			Total	0	0	0	0	1	2	0	0	0	3
33	50	MALIGNANT NEOPLASMS OF LIP, OR	Male	0	0	1	7	8	8	2	3	0	29
			Female	0	0	0	0	0	0	0	0	0	0
			Total	0	0	1	7	8	8	2	3	0	29
34	51	MALIGNANT NEOPLASM OF OESOPHAG	Male	0	0	0	1	2	1	2	2	0	8
			Female	0	0	0	0	0	0	0	0	0	0
			Total	0	0	0	1	2	1	2	2	0	8
35	52	MALIGNANT NEOPLASM OF STOMACH	Male	0	0	0	0	4	4	2	5	0	15
			Female	0	0	0	0	0	0	0	0	0	0
			Total	0	0	0	0	4	4	2	5	0	15
36	53	MALIGNANT NEOPLASMS OF LIVER A	Male	0	0	2	3	0	2	1	2	0	10
			Female	0	0	0	0	0	0	0	0	0	0
			Total	0	0	2	3	0	2	1	2	0	10
37	54	MALIGNANT NEOPLASMS OF LARYNX,	Male	0	0	1	4	1	5	2	2	0	15
			Female	0	0	0	0	0	0	0	0	0	0
			Total	0	0	1	4	1	5	2	2	0	15
38	57	MALIGNANT NEOPLASM OF PROSTATE	Male	0	0	0	0	0	0	0	1	0	1
			Female	0	0	0	0	0	0	0	0	0	0
			Total	0	0	0	0	0	0	0	1	0	1
39	58	MALIGNANT NEOPLASM OF BLADDER	Male	0	0	0	0	1	1	0	0	0	2
			Female	0	0	0	0	0	0	0	0	0	0
			Total	0	0	0	0	1	1	0	0	0	2
40	60	LEUKAEMIA	Male	0	0	1	0	0	0	1	0	0	2
			Female	0	0	0	0	0	0	0	0	0	0
			Total	0	0	1	0	0	0	1	0	0	2
41	61	OTHER PROTEIN-ENERGY MALNUTRIT	Male	0	0	0	0	1	1	0	0	0	2
			Female	0	0	0	0	0	0	0	0	0	0
			Total	0	0	0	0	1	1	0	0	0	2
42	64	OTHER INFLAMMATORY DISEASES OF	Male	0	0	0	1	1	2	0	0	0	4
			Female	0	0	0	0	0	0	0	0	0	0
			Total	0	0	0	1	1	2	0	0	0	4
43	65	EPILEPSY	Male	0	1	2	0	2	1	0	0	0	6
			Female	0	0	0	0	0	0	0	0	0	0
			Total	0	1	2	0	2	1	0	0	0	6
44	66	HYPERTENSIVE HEART DISEASES	Male	0	0	8	15	21	18	5	11	0	78
			Female	0	0	0	0	0	0	1	1	0	2
			Total	0	0	8	15	21	18	6	12	0	80
45	67	ACUTE MYOCARDIAL INFARCTION	Male	0	1	13	36	42	34	15	33	0	174
			Female	0	0	0	0	0	0	1	1	0	2
			Total	0	1	13	36	42	34	16	34	0	176
46	68	ARTERIAL EMBOLISM AND THROMBOS	Male	0	0	1	1	2	0	0	1	0	5
			Female	0	0	0	0	0	0	0	0	0	0
			Total	0	0	1	1	2	0	0	1	0	5
47	69	BRONCHITIS ,BRONCHIOLITIS and	Male	0	0	2	0	2	3	2	3	0	12
			Female	0	0	0	0	0	0	0	0	0	0
			Total	0	0	2	0	2	3	2	3	0	12
48	71	PARALYTIC ILEUS AND INTESTINAL	Male	0	0	0	5	8	7	1	8	0	29
			Female	0	0	0	0	0	0	0	0	0	0
			Total	0	0	0	5	8	7	1	8	0	29
49	72	PERITONITIS	Male	0	0	1	0	1	0	0	0	0	2
			Female	0	0	0	0	0	0	0	0	0	0
			Total	0	0	1	0	1	0	0	0	0	2
50	73	CHOLELITHIASIS AND CHOLECYSTIT	Male	0	0	2	2	1	1	0	0	0	6
			Female	0	0	0	0	0	1	0	0	0	1
			Total	0	0	2	2	1	2	0	0	0	7

TABLE D-19 DEATHS BY SELECTED CAUSE OF DEATH, AGE, SEX AND HABITS-(RURAL) - 2022

Sl. No	Cause ID	Selected cause of death	Sex	Age of the Diseased									Total
				Below 15	15-24	25-34	35-44	45-54	55-64	65-69	70 & above	Age not Stated	
1	2	3	4	5	6	7	8	9	10	11	12	13	14
51	74	DISORDERS OF THE PANCREAS	Male	0	0	0	2	0	0	0	1	0	3
			Female	0	0	0	0	0	0	0	0	0	0
			Total	0	0	0	2	0	0	0	1	0	3
52	75	RHEUMATOID ARTHRITIS AND OTHER	Male	0	0	0	0	0	1	0	1	0	2
			Female	0	0	0	0	0	0	0	0	0	0
			Total	0	0	0	0	0	1	0	1	0	2
53	82	FEVER OF UNKNOWN ORIGIN	Male	0	1	0	3	1	3	1	2	0	11
			Female	0	0	0	0	0	0	0	0	0	0
			Total	0	1	0	3	1	3	1	2	0	11
54	83	SHOCK, NOT ELSEWHERE CLASSIFIE	Male	0	0	2	7	11	3	2	4	0	29
			Female	0	0	0	0	0	0	1	0	0	1
			Total	0	0	2	7	11	3	3	4	0	30
55	87	FRACTURE OF LOWER LIMB	Male	0	0	0	1	0	0	0	0	0	1
			Female	0	0	0	0	0	0	0	0	0	0
			Total	0	0	0	1	0	0	0	0	0	1
56	89	INTRACRANIAL AND INTERNAL INJU	Male	0	0	0	1	0	1	0	0	0	2
			Female	0	0	0	0	0	0	0	0	0	0
			Total	0	0	0	1	0	1	0	0	0	2
57	90	CRUSHING INJURIES AND TRAUMATI	Male	0	0	0	0	0	0	0	1	0	1
			Female	0	0	0	0	0	0	0	0	0	0
			Total	0	0	0	0	0	0	0	1	0	1
58	91	OTHER INJURIES OF SPECIFIED,UN	Male	0	0	0	1	2	1	1	1	0	6
			Female	0	0	0	0	0	0	0	0	0	0
			Total	0	0	0	1	2	1	1	1	0	6
59	96	ALL OTHER TRANSPORT ACCIDENTS	Male	0	0	2	1	0	2	0	0	0	5
			Female	0	0	0	0	0	0	0	0	0	0
			Total	0	0	2	1	0	2	0	0	0	5
60	97	ACCIDENTAL DROWING AND SUBMERS	Male	0	1	1	2	2	1	0	0	0	7
			Female	0	0	0	0	0	0	0	0	0	0
			Total	0	1	1	2	2	1	0	0	0	7
61	102	ACCIDENTAL POISOINING BY AND E	Male	0	0	0	1	1	0	0	0	0	2
			Female	0	0	0	0	0	0	0	0	0	0
			Total	0	0	0	1	1	0	0	0	0	2
62	104	SUN STROKE	Male	0	0	0	0	1	1	1	1	0	4
			Female	0	0	0	0	0	0	0	0	0	0
			Total	0	0	0	0	1	1	1	1	0	4
		Total	Male	0	9	109	212	257	225	91	240	0	1143
			Female	0	0	0	2	2	5	5	6	0	20
			Total	0	0	0	0	0	1	0	1	0	1163
		Smoking,Chewing Arecnut & Drinking											
1	4	DIARRHOEA AND GASTROENTERITIS	Male	0	0	0	0	1	1	1	2	0	5
			Female	0	0	0	0	0	0	0	0	0	0
			Total	0	0	0	0	1	1	1	2	0	5
2	5	RESPIRATORY TUBERCULOSIS	Male	0	0	1	2	5	2	1	4	0	15
			Female	0	0	0	0	0	0	0	0	0	0
			Total	0	0	1	2	5	2	1	4	0	15
3	14	OTHER AND UNSPECIFIED NEOPLASM	Male	0	0	0	2	8	1	3	1	0	15
			Female	0	0	0	0	0	0	0	0	0	0
			Total	0	0	0	2	8	1	3	1	0	15
4	15	DIABETES MELLITUS	Male	0	0	0	3	3	3	0	4	0	13
			Female	0	0	0	0	0	0	0	0	0	0
			Total	0	0	0	3	3	3	0	4	0	13
5	16	OTHER ANAEMIAS(D50-D55,D57-D64	Male	0	0	1	2	1	0	0	0	0	4
			Female	0	0	0	0	0	0	0	0	0	0
			Total	0	0	1	2	1	0	0	0	0	4

TABLE D-19 DEATHS BY SELECTED CAUSE OF DEATH, AGE, SEX AND HABITS-(RURAL) - 2022

Sl. No	Cause ID	Selected cause of death	Sex	Age of the Diseased									Total
				Below 15	15-24	25-34	35-44	45-54	55-64	65-69	70 & above	Age not Stated	
1	2	3	4	5	6	7	8	9	10	11	12	13	14
6	18	OTHER FORMS OF HEART DISEASES	Male	0	0	8	8	21	32	4	39	0	112
			Female	0	0	0	0	0	1	1	0	0	2
			Total	0	0	8	8	21	33	5	39	0	114
7	19	PNEUMONIA	Male	0	1	4	11	8	13	5	5	0	47
			Female	0	0	0	0	0	0	0	0	0	0
			Total	0	1	4	11	8	13	5	5	0	47
8	21	ASTHMA	Male	0	0	1	3	4	10	4	19	0	41
			Female	0	0	0	0	0	0	0	2	0	2
			Total	0	0	1	3	4	10	4	21	0	43
9	22	OTHER VIRAL HEPATITIS (Jaundic	Male	0	0	1	0	0	1	0	0	0	2
			Female	0	0	0	0	0	0	0	0	0	0
			Total	0	0	1	0	0	1	0	0	0	2
10	23	DISEASES OF THE LIVER	Male	0	0	13	16	17	10	2	3	0	61
			Female	0	0	0	0	1	1	0	0	0	2
			Total	0	0	13	16	18	11	2	3	0	63
11	24	GASTRIC AND DUODENAL ULCER	Male	0	0	0	0	1	0	1	1	0	3
			Female	0	0	0	0	0	0	0	0	0	0
			Total	0	0	0	0	1	0	1	1	0	3
12	25	DISEASES OF APPENDIX	Male	0	0	0	1	0	0	0	0	0	1
			Female	0	0	0	0	0	0	0	0	0	0
			Total	0	0	0	1	0	0	0	0	0	1
13	30	CEREBROVASCULAR DISEASES	Male	0	0	1	0	3	4	4	4	0	16
			Female	0	0	0	0	1	0	0	0	0	1
			Total	0	0	1	0	4	4	4	4	0	17
14	31	SENILITY	Male	0	0	0	0	0	1	10	42	0	53
			Female	0	0	0	0	0	0	0	0	0	0
			Total	0	0	0	0	0	1	10	42	0	53
15	32	Others not else where classifi	Male	0	0	3	4	0	2	0	3	0	12
			Female	0	0	0	0	0	0	0	0	0	0
			Total	0	0	3	4	0	2	0	3	0	12
16	33	BITES OF SNAKES AND OTHER VENO	Male	0	0	0	0	1	1	0	0	0	2
			Female	0	0	0	0	0	0	0	0	0	0
			Total	0	0	0	0	1	1	0	0	0	2
17	34	BURNS AND CORROSIONS	Male	0	0	1	0	0	0	0	0	0	1
			Female	0	0	0	0	0	0	0	0	0	0
			Total	0	0	1	0	0	0	0	0	0	1
18	35	ACCIDENTAL FALLS	Male	0	0	1	2	0	0	0	1	0	4
			Female	0	0	0	0	0	0	0	0	0	0
			Total	0	0	1	2	0	0	0	1	0	4
19	36	POISONINGS BY DRUGS AND BIOLOG	Male	0	1	3	1	0	3	4	2	0	14
			Female	0	0	0	0	0	0	0	0	0	0
			Total	0	1	3	1	0	3	4	2	0	14
20	37	MOTOR VEHICLE TRAFFIC ACCIDENT	Male	0	0	1	1	1	0	0	0	0	3
			Female	0	0	0	0	0	0	0	0	0	0
			Total	0	0	1	1	1	0	0	0	0	3
21	38	OTHER ROAD VEHICLE ACCIDENTS	Male	0	0	1	3	2	2	0	2	0	10
			Female	0	0	0	0	0	0	0	0	0	0
			Total	0	0	1	3	2	2	0	2	0	10
22	39	INTENTIONAL SELF-HARM(SUICIDE-	Male	0	1	2	4	4	0	0	0	0	11
			Female	0	0	0	0	0	0	0	0	0	0
			Total	0	1	2	4	4	0	0	0	0	11
23	40	ASSAULT(HOMICIDE)	Male	0	0	1	0	0	1	0	0	0	2
			Female	0	0	0	0	0	0	0	0	0	0
			Total	0	0	1	0	0	1	0	0	0	2
24	42	Viral Fever	Male	0	0	2	3	0	0	0	0	0	5

TABLE D-19 DEATHS BY SELECTED CAUSE OF DEATH, AGE, SEX AND HABITS-(RURAL) - 2022

Sl. No	Cause ID	Selected cause of death	Sex	Age of the Diseased									Total
				Below 15	15-24	25-34	35-44	45-54	55-64	65-69	70 & above	Age not Stated	
1	2	3	4	5	6	7	8	9	10	11	12	13	14
			Female	0	0	0	0	0	0	0	0	0	0
			Total	0	0	2	3	0	0	0	0	0	5
25	43	RENAL FAILURE and OTHER DISORD	Male	0	1	5	17	10	7	1	5	0	46
			Female	0	0	0	2	0	0	0	0	0	2
			Total	0	1	5	19	10	7	1	5	0	48
26	44	SEPTICAEMIA	Male	0	0	5	5	9	2	4	4	0	29
			Female	0	0	0	0	0	1	0	0	0	1
			Total	0	0	5	5	9	3	4	4	0	30
27	46	COVID 19 VIRUS IDENTIFIED	Male	0	0	0	0	0	0	0	1	0	1
			Female	0	0	0	0	0	0	0	0	0	0
			Total	0	0	0	0	0	0	0	1	0	1
28	47	TUBERCULOSIS OF OTHER ORGANS A	Male	0	1	0	1	5	0	0	1	0	8
			Female	0	0	0	0	0	0	0	0	0	0
			Total	0	1	0	1	5	0	0	1	0	8
29	49	HUMAN IMMUNODEFICIENCY VIRUS[H	Male	0	0	0	0	1	2	0	0	0	3
			Female	0	0	0	0	0	0	0	0	0	0
			Total	0	0	0	0	1	2	0	0	0	3
30	50	MALIGNANT NEOPLASMS OF LIP, OR	Male	0	0	1	5	6	4	1	1	0	18
			Female	0	0	0	0	0	0	0	0	0	0
			Total	0	0	1	5	6	4	1	1	0	18
31	51	MALIGNANT NEOPLASM OF OESOPHAG	Male	0	0	0	1	2	1	1	2	0	7
			Female	0	0	0	0	0	0	0	0	0	0
			Total	0	0	0	1	2	1	1	2	0	7
32	52	MALIGNANT NEOPLASM OF STOMACH	Male	0	0	0	0	1	2	2	3	0	8
			Female	0	0	0	0	0	0	0	0	0	0
			Total	0	0	0	0	1	2	2	3	0	8
33	53	MALIGNANT NEOPLASMS OF LIVER A	Male	0	0	2	2	1	1	1	2	0	9
			Female	0	0	0	0	0	0	0	0	0	0
			Total	0	0	2	2	1	1	1	2	0	9
34	54	MALIGNANT NEOPLASMS OF LARYNX,	Male	0	0	1	5	2	3	2	3	0	16
			Female	0	0	0	0	0	0	0	0	0	0
			Total	0	0	1	5	2	3	2	3	0	16
35	57	MALIGNANT NEOPLASM OF PROSTATE	Male	0	0	0	0	1	0	0	1	0	2
			Female	0	0	0	0	0	0	0	0	0	0
			Total	0	0	0	0	1	0	0	1	0	2
36	58	MALIGNANT NEOPLASM OF BLADDER	Male	0	0	0	0	0	1	0	0	0	1
			Female	0	0	0	0	0	0	0	0	0	0
			Total	0	0	0	0	0	1	0	0	0	1
37	59	MALIGNANT NEOPLASMS OF MENINGE	Male	0	0	0	0	0	0	0	1	0	1
			Female	0	0	0	0	0	0	0	0	0	0
			Total	0	0	0	0	0	0	0	1	0	1
38	60	LEUKAEMIA	Male	0	0	1	0	0	0	1	0	0	2
			Female	0	0	0	0	0	0	0	0	0	0
			Total	0	0	1	0	0	0	1	0	0	2
39	61	OTHER PROTEIN-ENERGY MALNUTRIT	Male	0	0	0	0	1	0	0	0	0	1
			Female	0	0	0	0	0	0	0	0	0	0
			Total	0	0	0	0	1	0	0	0	0	1
40	65	EPILEPSY	Male	0	0	1	0	2	1	0	0	0	4
			Female	0	0	0	0	0	0	0	0	0	0
			Total	0	0	1	0	2	1	0	0	0	4
41	66	HYPERTENSIVE HEART DISEASES	Male	0	0	7	12	12	17	5	14	0	67
			Female	0	0	0	0	0	0	1	1	0	2
			Total	0	0	7	12	12	17	6	15	0	69
42	67	ACUTE MYOCARDIAL INFARCTION	Male	0	2	10	26	39	32	14	28	0	151
			Female	0	0	0	0	0	1	0	1	0	2

TABLE D-19 DEATHS BY SELECTED CAUSE OF DEATH, AGE, SEX AND HABITS-(RURAL) - 2022

Sl. No	Cause ID	Selected cause of death	Sex	Age of the Diseased									Total
				Below 15	15-24	25-34	35-44	45-54	55-64	65-69	70 & above	Age not Stated	
1	2	3	4	5	6	7	8	9	10	11	12	13	14
			Total	0	2	10	26	39	33	14	29	0	153
43	68	ARTERIAL EMBOLISM AND THROMBOS	Male	0	0	1	0	2	0	0	1	0	4
			Female	0	0	0	0	0	0	0	0	0	0
			Total	0	0	1	0	2	0	0	1	0	4
44	69	BRONCHITIS ,BRONCHIOLITIS and	Male	0	0	1	0	2	2	2	1	0	8
			Female	0	0	0	0	0	0	0	0	0	0
			Total	0	0	1	0	2	2	2	1	0	8
45	71	PARALYTIC ILEUS AND INTESTINAL	Male	0	0	0	5	6	8	4	7	0	30
			Female	0	0	0	0	0	0	0	0	0	0
			Total	0	0	0	5	6	8	4	7	0	30
46	73	CHOLELITHIASIS AND CHOLECYSTIT	Male	0	0	2	0	0	1	0	0	0	3
			Female	0	0	0	0	0	0	0	0	0	0
			Total	0	0	2	0	0	1	0	0	0	3
47	74	DISORDERS OF THE PANCREAS	Male	0	0	0	2	0	0	0	0	0	2
			Female	0	0	0	0	0	0	0	0	0	0
			Total	0	0	0	2	0	0	0	0	0	2
48	75	RHEUMATOID ARTHRITIS AND OTHER	Male	0	0	0	0	0	1	0	1	0	2
			Female	0	0	0	0	0	0	0	0	0	0
			Total	0	0	0	0	0	1	0	1	0	2
49	82	FEVER OF UNKNOWN ORIGIN	Male	0	1	1	4	2	2	2	1	0	13
			Female	0	0	0	0	0	0	0	0	0	0
			Total	0	1	1	4	2	2	2	1	0	13
50	83	SHOCK, NOT ELSEWHERE CLASSIFIE	Male	0	0	2	7	6	3	3	3	0	24
			Female	0	0	0	0	0	0	0	0	0	0
			Total	0	0	2	7	6	3	3	3	0	24
51	89	INTRACRANIAL AND INTERNAL INJU	Male	0	0	0	1	0	1	0	0	0	2
			Female	0	0	0	0	0	0	0	0	0	0
			Total	0	0	0	1	0	1	0	0	0	2
52	90	CRUSHING INJURIES AND TRAUMATI	Male	0	0	0	0	0	0	0	1	0	1
			Female	0	0	0	0	0	0	0	0	0	0
			Total	0	0	0	0	0	0	0	1	0	1
53	91	OTHER INJURIES OF SPECIFIED,UN	Male	0	0	0	1	0	1	0	0	0	2
			Female	0	0	0	0	0	0	0	0	0	0
			Total	0	0	0	1	0	1	0	0	0	2
54	96	ALL OTHER TRANSPORT ACCIDENTS	Male	0	0	2	0	0	1	0	0	0	3
			Female	0	0	0	0	0	0	0	0	0	0
			Total	0	0	2	0	0	1	0	0	0	3
55	97	ACCIDENTAL DROWING AND SUBMERS	Male	0	1	2	0	0	0	1	0	0	4
			Female	0	0	0	0	0	0	0	0	0	0
			Total	0	1	2	0	0	0	1	0	0	4
56	102	ACCIDENTAL POISONING BY AND E	Male	0	0	0	0	1	0	0	0	0	1
			Female	0	0	0	0	0	0	0	0	0	0
			Total	0	0	0	0	1	0	0	0	0	1
57	104	SUN STROKE	Male	0	0	0	0	0	1	1	0	0	2
			Female	0	0	0	0	0	0	0	0	0	0
			Total	0	0	0	0	0	1	1	0	0	2
		Total	Male	0	9	89	160	191	181	84	213	0	927
			Female	0	0	0	2	2	4	2	4	0	14
			Total	0	0	0	0	1	1	1	2	0	941

TABLE D-20 DEATHS BY SELECTED CAUSE OF DEATH, AGE, SEX AND HABITS-(URBAN) - 2022

SL. NO.	Cause ID	Selected cause of death	Sex	Age of the Diseased									Total
				Below 15	15-24	25-34	35-44	45-54	55-64	65-69	70 & above	Age not Stated	
1	2	3		4	5	6	7	8	9	10	11	12	13
		Only smoking											
1	2	TYPHOID FEVER AND PARATYPHOID	Male	0	0	0	0	3	1	0	1	0	5
			Female	0	0	0	0	0	0	0	0	0	0
			Total	0	0	0	0	3	1	0	1	0	5
2	3	FOOD POISONING	Male	0	1	0	0	1	0	1	1	0	4
			Female	0	0	0	0	0	0	0	0	0	0
			Total	0	1	0	0	1	0	1	1	0	4
3	4	DIARRHOEA AND GASTROENTERITIS	Male	0	1	1	4	4	1	2	2	0	15
			Female	0	0	0	0	0	0	0	0	0	0
			Total	0	1	1	4	4	1	2	2	0	15
4	5	RESPIRATORY TUBERCULOSIS	Male	0	1	8	18	24	39	15	31	0	136
			Female	0	0	0	0	0	0	0	0	0	0
			Total	0	1	8	18	24	39	15	31	0	136
5	12	RABIES	Male	0	0	0	0	0	1	0	0	0	1
			Female	0	0	0	0	0	0	0	0	0	0
			Total	0	0	0	0	0	1	0	0	0	1
5	14	OTHER AND UNSPECIFIED NEOPLASM	Male	0	0	6	7	16	39	17	22	0	107
			Female	0	0	0	1	2	1	1	1	0	6
			Total	0	0	6	8	18	40	18	23	0	113
7	15	DIABETES MELLITUS	Male	0	1	3	14	37	51	20	33	0	159
			Female	0	0	0	0	0	1	0	1	0	2
			Total	0	1	3	14	37	52	20	34	0	161
8	16	OTHER ANAEMIAS(D50-D55,D57-D64	Male	0	1	4	11	6	9	4	3	0	38
			Female	0	1	0	0	1	0	0	0	0	2
			Total	0	2	4	11	7	9	4	3	0	40
9	17	OTHER VIRAL ENCEPHALITIS	Male	0	0	4	1	0	0	1	0	0	6
			Female	0	0	0	0	0	0	0	0	0	0
			Total	0	0	4	1	0	0	1	0	0	6
10	18	OTHER FORMS OF HEART DISEASES	Male	0	6	43	86	157	229	67	183	0	771
			Female	0	0	0	0	1	5	1	3	0	10
			Total	0	6	43	86	158	234	68	186	0	781
11	19	PNEUMONIA	Male	0	2	12	47	62	69	31	75	0	298
			Female	0	0	0	0	0	0	1	0	0	1
			Total	0	2	12	47	62	69	32	75	0	299
12	20	INFLUENZA	Male	0	0	0	0	0	1	0	0	0	1
			Female	0	0	0	0	0	0	0	0	0	0
			Total	0	0	0	0	0	1	0	0	0	1
13	21	ASTHMA	Male	0	0	3	8	21	53	30	68	0	183
			Female	0	0	1	1	0	2	0	1	1	6
			Total	0	0	4	9	21	55	30	69	1	189
14	22	OTHER VIRAL HEPATITIS (Jaundic	Male	0	0	7	12	6	6	0	2	0	33
			Female	0	0	1	0	0	0	0	1	0	2
			Total	0	0	8	12	6	6	0	3	0	35
15	23	DISEASES OF THE LIVER	Male	0	2	43	135	114	61	22	18	0	395
			Female	0	0	0	1	2	5	1	1	0	10
			Total	0	2	43	136	116	66	23	19	0	405
16	24	GASTRIC AND DUODENAL ULCER	Male	0	0	0	1	4	3	4	3	0	15
			Female	0	0	0	0	0	0	0	0	0	0
			Total	0	0	0	1	4	3	4	3	0	15
17	25	DISEASES OF APPENDIX	Male	0	0	0	2	1	2	0	0	0	5
			Female	0	0	0	0	0	0	0	0	0	0
			Total	0	0	0	2	1	2	0	0	0	5
18	26	Genital Urinary system	Male	0	0	0	1	0	2	0	0	0	3
			Female	0	0	0	0	0	0	0	0	0	0
			Total	0	0	0	1	0	2	0	0	0	3
19	30	CEREBROVASCULAR DISEASES	Male	0	0	7	17	31	23	21	29	0	128

TABLE D-20 DEATHS BY SELECTED CAUSE OF DEATH, AGE, SEX AND HABITS-(URBAN) - 2022

SL. NO.	Cause ID	Selected cause of death	Sex	Age of the Diseased									Total
				Below 15	15-24	25-34	35-44	45-54	55-64	65-69	70 & above	Age not Stated	
1		2	3	4	5	6	7	8	9	10	11	12	13
			Female	0	0	0	1	1	0	0	1	0	3
			Total	0	0	7	18	32	23	21	30	0	131
20	31	SENILITY	Male	0	0	0	0	0	4	71	160	0	235
			Female	0	0	0	0	0	0	0	6	0	6
			Total	0	0	0	0	0	4	71	166	0	241
21	32	Others not else where classifi	Male	0	1	8	7	6	35	2	14	0	73
			Female	0	0	0	0	0	1	0	1	0	2
			Total	0	1	8	7	6	36	2	15	0	75
22	33	BITES OF SNAKES AND OTHER VENO	Male	0	0	2	2	2	2	0	0	0	8
			Female	0	0	0	0	0	0	0	0	0	0
			Total	0	0	2	2	2	2	0	0	0	8
23	34	BURNS AND CORROSIONS	Male	0	0	1	4	2	1	1	0	0	9
			Female	0	0	0	0	0	0	0	0	0	0
			Total	0	0	1	4	2	1	1	0	0	9
24	35	ACCIDENTAL FALLS	Male	0	0	6	4	5	6	0	2	0	23
			Female	0	0	0	0	0	0	0	0	0	0
			Total	0	0	6	4	5	6	0	2	0	23
25	36	POISONINGS BY DRUGS AND BIOLOG	Male	0	5	13	29	20	24	10	12	0	113
			Female	0	0	1	0	0	0	0	0	0	1
			Total	0	5	14	29	20	24	10	12	0	114
26	37	MOTOR VEHICLE TRAFFIC ACCIDENT	Male	0	1	3	6	8	3	0	1	0	22
			Female	0	0	0	0	0	0	0	0	0	0
			Total	0	1	3	6	8	3	0	1	0	22
27	38	OTHER ROAD VEHICLE ACCIDENTS	Male	0	1	9	10	10	9	3	4	0	46
			Female	0	0	0	0	0	0	0	0	0	0
			Total	0	1	9	10	10	9	3	4	0	46
28	39	INTENTIONAL SELF-HARM(SUICIDE-	Male	0	13	32	37	18	18	3	4	0	125
			Female	0	1	0	0	0	0	0	0	0	1
			Total	0	14	32	37	18	18	3	4	0	126
29	40	ASSAULT(HOMICIDE)	Male	0	1	3	5	0	0	1	0	0	10
			Female	0	0	1	0	0	0	0	0	0	1
			Total	0	1	4	5	0	0	1	0	0	11
30	41	Not Stated	Male	0	0	0	2	0	0	0	0	0	2
			Female	0	0	0	0	0	0	0	0	0	0
			Total	0	0	0	2	0	0	0	0	0	2
31	42	Viral Fever	Male	0	0	5	12	3	3	1	1	0	25
			Female	0	0	0	1	0	0	0	0	0	1
			Total	0	0	5	13	3	3	1	1	0	26
32	43	RENAL FAILURE and OTHER DISORD	Male	0	2	10	44	61	52	22	41	1	233
			Female	0	0	0	1	0	0	0	0	0	1
			Total	0	2	10	45	61	52	22	41	1	234
33	44	SEPTICAEMIA	Male	0	0	21	29	48	42	19	37	0	196
			Female	0	0	0	0	1	2	1	1	0	5
			Total	0	0	21	29	49	44	20	38	0	201
34	45	Syphillis	Male	0	0	1	1	0	0	0	0	0	2
			Female	0	0	0	0	0	0	0	0	0	0
			Total	0	0	1	1	0	0	0	0	0	2
35	46	COVID 19 VIRUS IDENTIFIED	Male	0	1	1	4	6	5	5	11	0	33
			Female	0	0	0	0	0	0	0	0	0	0
			Total	0	1	1	4	6	5	5	11	0	33
36	47	TUBERCULOSIS OF OTHER ORGANS A	Male	0	1	10	29	24	25	8	22	0	119
			Female	0	0	0	0	0	0	0	0	0	0
			Total	0	1	10	29	24	25	8	22	0	119
37	49	HUMAN IMMUNODEFICIENCY VIRUS[H	Male	0	0	0	0	8	4	0	0	0	12
			Female	0	0	0	0	0	0	0	0	0	0
			Total	0	0	0	0	8	4	0	0	0	12

TABLE D-20 DEATHS BY SELECTED CAUSE OF DEATH, AGE, SEX AND HABITS-(URBAN) - 2022

SL. NO.	Cause ID	Selected cause of death	Sex	Age of the Diseased									Total
				Below 15	15-24	25-34	35-44	45-54	55-64	65-69	70 & above	Age not Stated	
				4	5	6	7	8	9	10	11	12	
38	50	MALIGNANT NEOPLASMS OF LIP, OR	Male	0	0	0	15	18	30	9	11	0	83
			Female	0	0	0	0	0	1	0	2	0	3
			Total	0	0	0	15	18	31	9	13	0	86
39	51	MALIGNANT NEOPLASM OF OESOPHAG	Male	0	0	1	4	6	13	4	9	0	37
			Female	0	0	0	0	1	0	0	1	0	2
			Total	0	0	1	4	7	13	4	10	0	39
40	52	MALIGNANT NEOPLASM OF STOMACH	Male	0	1	1	5	11	19	9	12	0	58
			Female	0	0	0	0	0	1	1	0	0	2
			Total	0	1	1	5	11	20	10	12	0	60
41	53	MALIGNANT NEOPLASMS OF LIVER A	Male	0	1	6	11	17	12	1	11	0	59
			Female	0	0	0	0	0	0	0	0	0	0
			Total	0	1	6	11	17	12	1	11	0	59
42	54	MALIGNANT NEOPLASMS OF LARYNX,	Male	0	1	4	14	28	55	15	56	0	173
			Female	0	0	0	0	0	0	0	0	0	0
			Total	0	1	4	14	28	55	15	56	0	173
43	55	MALIGNANT NEOPLASM OF BREAST	Male	0	0	0	0	0	0	0	0	0	0
			Female	0	0	0	0	1	0	1	0	0	2
			Total	0	0	0	0	1	0	1	0	0	2
44	57	MALIGNANT NEOPLASM OF PROSTATE	Male	0	0	0	1	1	2	1	7	0	12
			Female	0	0	0	0	0	0	0	0	0	0
			Total	0	0	0	1	1	2	1	7	0	12
45	58	MALIGNANT NEOPLASM OF BLADDER	Male	0	0	2	1	4	5	0	2	0	14
			Female	0	0	0	0	0	0	0	0	0	0
			Total	0	0	2	1	4	5	0	2	0	14
46	59	MALIGNANT NEOPLASMS OF MENINGE	Male	0	0	0	3	6	2	1	1	0	13
			Female	0	0	0	0	0	0	0	0	0	0
			Total	0	0	0	3	6	2	1	1	0	13
47	60	LEUKAEMIA	Male	0	0	2	3	2	2	2	3	0	14
			Female	0	0	0	0	0	0	0	0	0	0
			Total	0	0	2	3	2	2	2	3	0	14
48	61	OTHER PROTEIN-ENERGY MALNUTRIT	Male	0	1	2	1	7	6	0	0	0	17
			Female	0	0	0	0	0	0	0	0	0	0
			Total	0	1	2	1	7	6	0	0	0	17
49	62	DISORDERS OF THYROID GLAND	Male	0	0	1	0	1	0	1	0	0	3
			Female	0	0	0	0	0	0	0	0	0	0
			Total	0	0	1	0	1	0	1	0	0	3
50	63	SCHIZOPHRENIA, SCHIZOTYPAL & D	Male	0	0	0	1	3	0	0	1	0	5
			Female	0	0	0	0	0	0	0	0	0	0
			Total	0	0	0	1	3	0	0	1	0	5
51	64	OTHER INFLAMMATORY DISEASES OF	Male	0	0	2	6	7	7	1	7	0	30
			Female	0	0	0	0	0	0	0	0	0	0
			Total	0	0	2	6	7	7	1	7	0	30
52	65	EPILEPSY	Male	0	1	2	7	6	3	1	1	0	21
			Female	0	0	0	0	0	0	0	0	0	0
			Total	0	1	2	7	6	3	1	1	0	21
53	66	HYPERTENSIVE HEART DISEASES	Male	0	5	20	61	104	99	31	85	0	405
			Female	0	0	0	0	1	1	1	2	0	5
			Total	0	5	20	61	105	100	32	87	0	410
54	67	ACUTE MYOCARDIAL INFARCTION	Male	0	6	56	152	274	253	113	181	0	1035
			Female	0	0	0	0	1	1	6	3	0	11
			Total	0	6	56	152	275	254	119	184	0	1046
54	68	ARTERIAL EMBOLISM AND THROMBOS	Male	0	0	1	0	1	5	2	3	0	12
			Female	0	0	0	0	0	0	0	0	0	0
			Total	0	0	1	0	1	5	2	3	0	12
56	69	BRONCHITIS ,BRONCHIOLITIS and	Male	0	0	5	4	20	14	18	35	0	96

TABLE D-20 DEATHS BY SELECTED CAUSE OF DEATH, AGE, SEX AND HABITS-(URBAN) - 2022

SL. NO.	Cause ID	Selected cause of death	Sex	Age of the Diseased									Total
				Below 15	15-24	25-34	35-44	45-54	55-64	65-69	70 & above	Age not Stated	
1		2	3	4	5	6	7	8	9	10	11	12	13
			Female	0	0	0	0	0	0	0	0	0	0
			Total	0	0	5	4	20	14	18	35	0	96
57	70	PLEURISY	Male	0	0	0	0	0	0	0	1	0	1
			Female	0	0	0	0	0	0	0	0	0	0
			Total	0	0	0	0	0	0	0	1	0	1
58	71	PARALYTIC ILEUS AND INTESTINAL	Male	0	0	1	5	24	22	13	20	0	85
			Female	0	0	0	0	0	0	0	0	0	0
			Total	0	0	1	5	24	22	13	20	0	85
59	72	PERITONITIS	Male	0	0	0	3	2	1	0	2	0	8
			Female	0	0	0	1	0	0	0	0	0	1
			Total	0	0	0	4	2	1	0	2	0	9
60	73	CHOLELITHIASIS AND CHOLECYSTIT	Male	0	0	3	2	5	2	4	2	0	18
			Female	0	0	0	0	0	0	0	0	0	0
			Total	0	0	3	2	5	2	4	2	0	18
61	74	DISORDERS OF THE PANCREAS	Male	0	0	1	2	4	2	3	4	0	16
			Female	0	0	0	0	0	0	0	0	0	0
			Total	0	0	1	2	4	2	3	4	0	16
62	82	FEVER OF UNKNOWN ORIGIN	Male	0	1	1	9	13	9	2	4	0	39
			Female	0	0	0	0	0	0	0	0	0	0
			Total	0	1	1	9	13	9	2	4	0	39
64	83	SHOCK, NOT ELSEWHERE CLASSIFIE	Male	0	3	25	45	76	64	25	43	0	281
			Female	0	0	0	1	0	1	1	0	0	3
			Total	0	3	25	46	76	65	26	43	0	284
65	84	FRACTURE OF SKULL AND FACIAL B	Male	0	0	0	1	0	0	0	0	0	1
			Female	0	0	0	0	0	0	0	0	0	0
			Total	0	0	0	1	0	0	0	0	0	1
66	85	FRACTURE OF NECK,THORAX OR PEL	Male	0	0	0	0	1	0	0	0	0	1
			Female	0	0	0	0	0	0	0	1	0	1
			Total	0	0	0	0	1	0	0	1	0	2
67	86	FRACTURE OF UPPER LIMB	Male	0	0	1	0	0	0	0	3	0	4
			Female	0	0	0	0	0	0	0	0	0	0
			Total	0	0	1	0	0	0	0	3	0	4
68	87	FRACTURE OF LOWER LIMB	Male	0	0	0	2	0	1	1	1	0	5
			Female	0	0	0	0	0	0	0	0	0	0
			Total	0	0	0	2	0	1	1	1	0	5
69	88	FRACTURES INVOLVING MULTIPLE B	Male	0	0	0	1	0	0	0	0	0	1
			Female	0	0	0	0	0	0	0	0	0	0
			Total	0	0	0	1	0	0	0	0	0	1
70	89	INTRACRANIAL AND INTERNAL INJU	Male	0	0	2	1	5	4	0	1	0	13
			Female	0	0	0	0	0	0	0	0	0	0
			Total	0	0	2	1	5	4	0	1	0	13
71	90	CRUSHING INJURIES AND TRAUMATI	Male	0	0	2	0	1	2	0	0	0	5
			Female	0	0	0	0	0	0	0	0	0	0
			Total	0	0	2	0	1	2	0	0	0	5
72	91	OTHER INJURIES OF SPECIFIED,UN	Male	0	1	2	5	8	2	1	4	0	23
			Female	0	0	0	0	0	0	0	0	0	0
			Total	0	1	2	5	8	2	1	4	0	23
73	92	EFFECTS OF FOREIGN BODY ENTERI	Male	0	0	0	0	0	1	2	0	0	3
			Female	0	0	0	0	0	0	0	0	0	0
			Total	0	0	0	0	0	1	2	0	0	3
74	93	RAILWAY ACCIDENTS	Male	0	1	3	1	3	2	0	0	0	10
			Female	0	0	0	0	0	0	0	0	0	0
			Total	0	1	3	1	3	2	0	0	0	10
75	96	ALL OTHER TRANSPORT ACCIDENTS	Male	0	0	4	5	5	2	2	3	0	21
			Female	0	0	0	0	1	0	0	0	0	1
			Total	0	0	4	5	6	2	2	3	0	22

TABLE D-20 DEATHS BY SELECTED CAUSE OF DEATH, AGE, SEX AND HABITS-(URBAN) - 2022

SL. NO.	Cause ID	Selected cause of death	Sex	Age of the Diseased									Total
				Below 15	15-24	25-34	35-44	45-54	55-64	65-69	70 & above	Age not Stated	
1	2	3		4	5	6	7	8	9	10	11	12	13
76	97	ACCIDENTAL DROWING AND SUBMERS	Male	0	0	0	5	8	11	1	1	0	26
			Female	0	0	0	0	0	0	0	0	0	0
			Total	0	0	0	5	8	11	1	1	0	26
77	98	EXPOSURE TO SMOKE, FIRE AND FL	Male	0	0	1	0	0	1	0	0	0	2
			Female	0	0	0	0	0	0	0	0	0	0
			Total	0	0	1	0	0	1	0	0	0	2
78	102	ACCIDENTAL POISONING BY AND E	Male	0	0	1	4	1	4	1	2	0	13
			Female	0	0	0	0	0	0	0	0	0	0
			Total	0	0	1	4	1	4	1	2	0	13
79	104	SUN STROKE	Male	0	0	1	3	3	8	5	8	0	28
			Female	0	0	0	1	0	0	0	0	0	1
			Total	0	0	1	4	3	8	5	8	0	29
78	105	COVID 19 VIRUS NOT IDENTIFIED	Male	0	0	0	0	1	1	0	3	0	5
			Female	0	0	0	0	0	0	0	1	0	1
			Total	0	0	0	0	1	1	0	4	0	6
79	106	DENGUE FEVER	Male	0	0	1	0	0	2	0	0	0	3
			Female	0	0	0	0	0	0	0	0	0	0
			Total	0	0	1	0	0	2	0	0	0	3
		Total	Male	0	63	420	972	1384	1491	650	1307	1	6288
			Female	0	2	4	9	13	22	15	27	1	93
			Total	0	0	0	0	3	1	0	1	0	6381
		Only chewing tobacco											
1	2	TYPHOID FEVER AND PARATYPHOID	Male	0	0	1	0	0	3	1	2	0	7
			Female	0	0	0	0	0	0	0	0	0	0
			Total	0	0	1	0	0	3	1	2	0	7
2	4	DIARRHOEA AND GASTROENTERITIS	Male	0	0	1	1	2	2	1	3	0	10
			Female	0	0	0	0	0	0	0	0	0	0
			Total	0	0	1	1	2	2	1	3	0	10
3	5	RESPIRATORY TUBERCULOSIS	Male	0	0	7	15	13	17	6	9	0	67
			Female	0	1	0	2	0	3	2	5	0	13
			Total	0	1	7	17	13	20	8	14	0	80
4	14	OTHER AND UNSPECIFIED NEOPLASM	Male	0	0	4	8	11	18	5	9	0	55
			Female	0	0	1	2	4	3	2	6	0	18
			Total	0	0	5	10	15	21	7	15	0	73
5	15	DIABETES MELLITUS	Male	0	0	4	12	17	24	7	9	0	73
			Female	0	0	0	5	5	2	5	9	0	26
			Total	0	0	4	17	22	26	12	18	0	99
6	16	OTHER ANAEMIAS(D50-D55,D57-D64	Male	0	1	2	7	3	5	2	4	0	24
			Female	0	0	0	2	1	1	1	1	0	6
			Total	0	1	2	9	4	6	3	5	0	30
7	17	OTHER VIRAL ENCEPHALITIS	Male	0	0	2	0	1	1	1	0	0	5
			Female	1	0	0	0	0	0	0	2	0	3
			Total	1	0	2	0	1	1	1	2	0	8
8	18	OTHER FORMS OF HEART DISEASES	Male	0	4	22	43	63	60	24	85	0	301
			Female	0	0	0	4	12	13	10	53	0	92
			Total	0	4	22	47	75	73	34	138	0	393
9	19	PNEUMONIA	Male	0	2	12	23	23	24	7	18	0	109
			Female	0	0	1	1	3	6	6	5	0	22
			Total	0	2	13	24	26	30	13	23	0	131
10	20	INFLUENZA	Male	0	0	0	0	1	1	0	0	0	2
			Female	0	0	0	0	0	0	0	0	0	0
			Total	0	0	0	0	1	1	0	0	0	2
11	21	ASTHMA	Male	0	0	3	5	9	13	13	19	0	62
			Female	0	0	0	1	2	1	2	16	0	22
			Total	0	0	3	6	11	14	15	35	0	84
12	22	OTHER VIRAL HEPATITIS (Jaundic	Male	0	0	4	9	7	4	0	0	0	24

TABLE D-20 DEATHS BY SELECTED CAUSE OF DEATH, AGE, SEX AND HABITS-(URBAN) - 2022

SL. NO.	Cause ID	Selected cause of death	Sex	Age of the Diseased									Total
				Below 15	15-24	25-34	35-44	45-54	55-64	65-69	70 & above	Age not Stated	
1		2	3	4	5	6	7	8	9	10	11	12	13
			Female	0	1	0	1	1	0	1	0	0	4
			Total	0	1	4	10	8	4	1	0	0	28
13	23	DISEASES OF THE LIVER	Male	0	0	34	83	60	22	4	3	0	206
			Female	0	0	0	3	6	6	3	5	0	23
			Total	0	0	34	86	66	28	7	8	0	229
14	24	GASTRIC AND DUODENAL ULCER	Male	0	0	0	0	2	1	0	2	0	5
			Female	0	0	0	0	1	0	2	0	0	3
			Total	0	0	0	0	3	1	2	2	0	8
15	25	DISEASES OF APPENDIX	Male	0	0	0	1	0	0	0	0	0	1
			Female	0	0	0	0	0	0	0	0	0	0
			Total	0	0	0	1	0	0	0	0	0	1
16	26	Genital Urinary system	Male	0	0	0	2	0	1	0	0	0	3
			Female	0	0	0	0	0	0	0	0	0	0
			Total	0	0	0	2	0	1	0	0	0	3
17	27	SPONTANEOUS ABORTION	Male	0	0	0	0	0	0	0	0	0	0
			Female	0	0	1	0	0	0	0	0	0	1
			Total	0	0	1	0	0	0	0	0	0	1
18	28	OBSTRUCTED LABOUR	Male	0	0	0	0	0	0	0	0	0	0
			Female	0	0	0	0	0	0	0	1	0	1
			Total	0	0	0	0	0	0	0	1	0	1
19	30	CEREBROVASCULAR DISEASES	Male	0	0	3	2	14	9	11	12	0	51
			Female	0	0	0	1	2	2	0	3	0	8
			Total	0	0	3	3	16	11	11	15	0	59
20	31	SENILITY	Male	0	0	0	0	0	3	16	73	0	92
			Female	0	0	0	0	0	0	9	74	0	83
			Total	0	0	0	0	0	3	25	147	0	175
21	32	Others not else where classifi	Male	0	1	4	6	3	11	0	6	0	31
			Female	0	0	0	0	1	4	0	2	0	7
			Total	0	1	4	6	4	15	0	8	0	38
22	33	BITES OF SNAKES AND OTHER VENO	Male	0	0	0	0	3	3	0	0	0	6
			Female	0	0	0	0	0	0	1	1	0	2
			Total	0	0	0	0	3	3	1	1	0	8
23	34	BURNS AND CORROSIONS	Male	0	0	4	2	2	0	0	0	0	8
			Female	0	1	0	0	0	0	0	0	0	1
			Total	0	1	4	2	2	0	0	0	0	9
24	35	ACCIDENTAL FALLS	Male	0	2	4	5	1	3	1	1	0	17
			Female	0	0	1	0	0	0	0	0	0	1
			Total	0	2	5	5	1	3	1	1	0	18
25	36	POISONINGS BY DRUGS AND BIOLOG	Male	0	1	6	9	6	6	4	3	0	35
			Female	0	0	0	0	3	0	1	1	0	5
			Total	0	1	6	9	9	6	5	4	0	40
26	37	MOTOR VEHICLE TRAFFIC ACCIDENT	Male	0	2	6	7	2	1	0	0	0	18
			Female	0	0	0	1	0	0	0	0	0	1
			Total	0	2	6	8	2	1	0	0	0	19
27	38	OTHER ROAD VEHICLE ACCIDENTS	Male	0	0	6	5	3	1	3	2	0	20
			Female	0	0	0	0	0	2	1	1	0	4
			Total	0	0	6	5	3	3	4	3	0	24
28	39	INTENTIONAL SELF-HARM(SUICIDE-	Male	0	4	12	21	12	5	0	1	0	55
			Female	0	0	1	0	0	0	0	1	0	2
			Total	0	4	13	21	12	5	0	2	0	57
29	40	ASSAULT(HOMICIDE)	Male	0	0	2	2	0	0	0	0	0	4
			Female	0	0	0	0	0	0	0	0	0	0
			Total	0	0	2	2	0	0	0	0	0	4
30	42	Viral Fever	Male	0	0	3	9	1	1	0	1	0	15
			Female	0	0	0	1	1	0	0	0	0	2
			Total	0	0	3	10	2	1	0	1	0	17

TABLE D-20 DEATHS BY SELECTED CAUSE OF DEATH, AGE, SEX AND HABITS-(URBAN) - 2022

SL. NO.	Cause ID	Selected cause of death	Sex	Age of the Diseased									Total
				Below 15	15-24	25-34	35-44	45-54	55-64	65-69	70 & above	Age not Stated	
				4	5	6	7	8	9	10	11	12	
31	43	RENAL FAILURE and OTHER DISORD	Male	0	2	12	27	26	18	6	12	0	103
			Female	0	0	0	1	3	3	2	7	0	16
			Total	0	2	12	28	29	21	8	19	0	119
32	44	SEPTICAEMIA	Male	0	0	12	26	20	15	10	12	0	95
			Female	0	0	1	1	3	3	4	5	0	17
			Total	0	0	13	27	23	18	14	17	0	112
33	45	Syphilis	Male	0	0	0	3	1	0	0	0	0	4
			Female	0	0	0	0	0	0	0	0	0	0
			Total	0	0	0	3	1	0	0	0	0	4
34	46	COVID 19 VIRUS IDENTIFIED	Male	0	0	1	0	2	2	1	2	0	8
			Female	0	0	0	0	0	0	0	1	0	1
			Total	0	0	1	0	2	2	1	3	0	9
35	47	TUBERCULOSIS OF OTHER ORGANS A	Male	0	2	7	17	6	5	1	2	0	40
			Female	0	0	0	2	0	0	0	0	0	2
			Total	0	2	7	19	6	5	1	2	0	42
36	49	HUMAN IMMUNODEFICIENCY VIRUS[H	Male	0	0	0	0	1	2	0	0	0	3
			Female	0	0	0	0	0	0	0	0	0	0
			Total	0	0	0	0	1	2	0	0	0	3
37	50	MALIGNANT NEOPLASMS OF LIP, OR	Male	0	0	1	19	15	17	6	5	0	63
			Female	0	0	0	1	6	6	2	16	1	32
			Total	0	0	1	20	21	23	8	21	1	95
38	51	MALIGNANT NEOPLASM OF OESOPHAG	Male	0	0	1	5	4	5	3	1	0	19
			Female	0	0	0	0	5	1	3	3	0	12
			Total	0	0	1	5	9	6	6	4	0	31
39	52	MALIGNANT NEOPLASM OF STOMACH	Male	0	1	1	4	6	6	2	3	0	23
			Female	0	0	0	1	2	2	3	2	0	10
			Total	0	1	1	5	8	8	5	5	0	33
40	53	MALIGNANT NEOPLASMS OF LIVER A	Male	0	0	3	5	6	9	1	2	0	26
			Female	0	0	0	0	1	2	0	1	0	4
			Total	0	0	3	5	7	11	1	3	0	30
41	54	MALIGNANT NEOPLASMS OF LARYNX,	Male	0	1	2	13	11	9	6	10	0	52
			Female	0	0	0	3	1	1	1	6	0	12
			Total	0	1	2	16	12	10	7	16	0	64
42	55	MALIGNANT NEOPLASM OF BREAST	Male	0	0	0	0	0	0	0	0	0	0
			Female	0	0	0	1	0	5	0	3	0	9
			Total	0	0	0	1	0	5	0	3	0	9
43	56	OTHER MALIGNANT NEOPLASM OF FE	Male	0	0	0	0	0	0	0	0	0	0
			Female	0	0	0	1	2	0	0	4	0	7
			Total	0	0	0	1	2	0	0	4	0	7
44	57	MALIGNANT NEOPLASM OF PROSTATE	Male	0	0	0	0	0	0	1	2	0	3
			Female	0	0	0	0	0	0	0	0	0	0
			Total	0	0	0	0	0	0	1	2	0	3
45	58	MALIGNANT NEOPLASM OF BLADDER	Male	0	0	0	2	3	4	0	0	0	9
			Female	0	0	0	0	0	0	0	0	0	0
			Total	0	0	0	2	3	4	0	0	0	9
46	59	MALIGNANT NEOPLASMS OF MENINGE	Male	0	0	0	1	1	2	2	1	0	7
			Female	0	0	1	0	0	2	0	1	0	4
			Total	0	0	1	1	1	4	2	2	0	11
47	60	LEUKAEMIA	Male	0	0	1	3	0	1	2	1	0	8
			Female	0	0	0	0	1	0	1	1	0	3
			Total	0	0	1	3	1	1	3	2	0	11
48	61	OTHER PROTEIN-ENERGY MALNUTRIT	Male	0	0	1	1	3	2	0	0	0	7
			Female	0	0	0	1	0	1	0	0	0	2
			Total	0	0	1	2	3	3	0	0	0	9
49	62	DISORDERS OF THYROID GLAND	Male	0	0	0	0	0	0	0	0	0	0

TABLE D-20 DEATHS BY SELECTED CAUSE OF DEATH, AGE, SEX AND HABITS-(URBAN) - 2022

SL. NO.	Cause ID	Selected cause of death	Sex	Age of the Diseased									Total
				Below 15	15-24	25-34	35-44	45-54	55-64	65-69	70 & above	Age not Stated	
1	2	3	4	5	6	7	8	9	10	11	12	13	
			Female	0	0	0	0	0	0	0	1	0	1
			Total	0	0	0	0	0	0	0	1	0	1
50	64	OTHER INFLAMMATORY DISEASES OF	Male	0	0	1	2	5	4	1	1	0	14
			Female	0	0	0	0	0	0	1	3	0	4
			Total	0	0	1	2	5	4	2	4	0	18
51	65	EPILEPSY	Male	0	1	3	3	2	2	1	1	0	13
			Female	0	0	0	0	1	0	0	0	0	1
			Total	0	1	3	3	3	2	1	1	0	14
52	66	HYPERTENSIVE HEART DISEASES	Male	0	1	11	37	53	34	16	32	0	184
			Female	0	0	0	2	5	16	4	34	0	61
			Total	0	1	11	39	58	50	20	66	0	245
53	67	ACUTE MYOCARDIAL INFARCTION	Male	0	4	38	101	154	105	49	84	1	536
			Female	0	1	3	10	17	32	14	48	0	125
			Total	0	5	41	111	171	137	63	132	1	661
54	68	ARTERIAL EMBOLISM AND THROMBOS	Male	0	0	1	0	2	2	0	2	0	7
			Female	0	0	0	0	1	0	0	0	0	1
			Total	0	0	1	0	3	2	0	2	0	8
55	69	BRONCHITIS ,BRONCHIOLITIS and	Male	0	0	4	0	4	5	4	6	0	23
			Female	0	0	0	0	0	3	1	1	0	5
			Total	0	0	4	0	4	8	5	7	0	28
56	70	PLEURISY	Male	0	0	0	0	0	1	0	0	0	1
			Female	0	0	0	0	0	0	0	0	0	0
			Total	0	0	0	0	0	1	0	0	0	1
57	71	PARALYTIC ILEUS AND INTESTINAL	Male	0	0	0	3	8	3	4	18	0	36
			Female	0	0	0	0	0	3	2	7	0	12
			Total	0	0	0	3	8	6	6	25	0	48
58	72	PERITONITIS	Male	0	1	1	3	1	0	0	0	0	6
			Female	0	0	0	0	2	0	0	0	0	2
			Total	0	1	1	3	3	0	0	0	0	8
59	73	CHOLELITHIASIS AND CHOLECYSTIT	Male	0	0	4	4	3	0	4	1	0	16
			Female	0	0	0	0	0	0	0	0	0	0
			Total	0	0	4	4	3	0	4	1	0	16
60	74	DISORDERS OF THE PANCREAS	Male	0	0	1	2	1	0	1	2	0	7
			Female	0	0	0	1	1	1	1	2	0	6
			Total	0	0	1	3	2	1	2	4	0	13
61	82	FEVER OF UNKNOWN ORIGIN	Male	0	2	1	5	6	2	0	2	0	18
			Female	0	0	0	0	2	2	0	3	0	7
			Total	0	2	1	5	8	4	0	5	0	25
62	83	SHOCK, NOT ELSEWHERE CLASSIFIE	Male	1	1	15	13	31	24	8	17	0	110
			Female	0	1	2	4	4	2	3	6	0	22
			Total	1	2	17	17	35	26	11	23	0	132
63	84	FRACTURE OF SKULL AND FACIAL B	Male	0	0	0	1	0	0	0	0	0	1
			Female	0	0	0	0	0	0	0	0	0	0
			Total	0	0	0	1	0	0	0	0	0	1
64	85	FRACTURE OF NECK,THORAX OR PEL	Male	0	0	1	0	0	1	0	0	0	2
			Female	0	0	0	0	0	0	0	1	0	1
			Total	0	0	1	0	0	1	0	1	0	3
65	86	FRACTURE OF UPPER LIMB	Male	0	0	1	0	0	0	0	1	0	2
			Female	0	0	0	0	0	0	0	0	0	0
			Total	0	0	1	0	0	0	0	1	0	2
66	87	FRACTURE OF LOWER LIMB	Male	0	0	0	1	0	0	0	0	0	1
			Female	0	0	0	0	0	0	1	2	0	3
			Total	0	0	0	1	0	0	1	2	0	4
67	88	FRACTURES INVOLVING MULTIPLE B	Male	0	0	1	1	0	0	0	0	0	2
			Female	0	0	0	0	0	0	0	0	0	0
			Total	0	0	1	1	0	0	0	0	0	2

TABLE D-20 DEATHS BY SELECTED CAUSE OF DEATH, AGE, SEX AND HABITS-(URBAN) - 2022

SL. NO.	Cause ID	Selected cause of death	Sex	Age of the Diseased									Total
				Below 15	15-24	25-34	35-44	45-54	55-64	65-69	70 & above	Age not Stated	
				4	5	6	7	8	9	10	11	12	
68	89	INTRACRANIAL AND INTERNAL INJU	Male	0	0	2	2	3	2	0	1	0	10
			Female	0	0	0	0	0	1	0	0	0	1
			Total	0	0	2	2	3	3	0	1	0	11
69	90	CRUSHING INJURIES AND TRAUMATI	Male	0	0	1	2	0	0	0	0	0	3
			Female	0	0	0	0	0	0	0	0	0	0
			Total	0	0	1	2	0	0	0	0	0	3
70	91	OTHER INJURIES OF SPECIFIED,UN	Male	0	0	0	5	5	1	0	2	0	13
			Female	0	0	0	0	0	0	0	0	0	0
			Total	0	0	0	5	5	1	0	2	0	13
71	93	RAILWAY ACCIDENTS	Male	0	0	0	0	1	0	0	0	0	1
			Female	0	0	0	0	1	0	0	0	0	1
			Total	0	0	0	0	2	0	0	0	0	2
72	94	WATER TRANSPORT ACCIDENTS	Male	0	0	0	2	0	0	0	0	0	2
			Female	0	0	0	0	0	0	0	1	0	1
			Total	0	0	0	2	0	0	0	1	0	3
73	96	ALL OTHER TRANSPORT ACCIDENTS	Male	0	0	3	1	2	2	1	0	0	9
			Female	0	0	0	0	0	0	0	1	0	1
			Total	0	0	3	1	2	2	1	1	0	10
74	97	ACCIDENTAL DROWING AND SUBMERS	Male	0	0	1	5	2	5	2	3	0	18
			Female	0	0	0	0	0	0	0	1	0	1
			Total	0	0	1	5	2	5	2	4	0	19
75	99	MISADVENTURES TO PATIENTS DUR	Male	0	0	0	0	0	1	0	0	0	1
			Female	0	0	0	0	0	0	0	0	0	0
			Total	0	0	0	0	0	1	0	0	0	1
76	102	ACCIDENTAL POISONING BY AND E	Male	0	1	0	1	0	0	1	3	0	6
			Female	0	0	1	0	0	0	0	0	0	1
			Total	0	1	1	1	0	0	1	3	0	7
77	104	SUN STROKE	Male	0	0	0	2	1	5	2	2	0	12
			Female	0	0	0	0	0	1	0	1	0	2
			Total	0	0	0	2	1	6	2	3	0	14
78	105	COVID 19 VIRUS NOT IDENTIFIED	Male	0	0	0	0	0	1	0	0	0	1
			Female	0	0	0	0	1	0	0	1	0	2
			Total	0	0	0	0	1	1	0	1	0	3
79	106	DENGUE FEVER	Male	0	0	1	0	0	1	0	0	0	2
			Female	0	0	0	0	0	0	0	0	0	0
			Total	0	0	1	0	0	1	0	0	0	2
		Total	Male	1	34	279	599	648	537	241	493	1	2833
			Female	1	5	13	53	101	130	89	349	1	742
			Total	0	0	1	0	0	3	1	2	0	3575
		Only chewing Arecnut											
1	2	TYPHOID FEVER AND PARATYPHOID	Male	0	0	0	2	0	0	2	0	0	4
			Female	0	0	0	0	0	1	0	1	0	2
			Total	0	0	0	2	0	1	2	1	0	6
2	3	FOOD POISONING	Male	0	1	0	0	0	1	0	0	0	2
			Female	0	0	0	0	2	0	0	0	0	2
			Total	0	1	0	0	2	1	0	0	0	4
3	4	DIARRHOEA AND GASTROENTERITIS	Male	0	0	0	1	3	1	2	3	0	10
			Female	0	0	0	0	0	0	0	1	0	1
			Total	0	0	0	1	3	1	2	4	0	11
4	5	RESPIRATORY TUBERCULOSIS	Male	0	1	4	11	10	13	4	9	0	52
			Female	0	1	0	1	1	6	1	2	0	12
			Total	0	2	4	12	11	19	5	11	0	64
5	14	OTHER AND UNSPECIFIED NEOPLASM	Male	0	0	6	5	9	8	6	8	0	42
			Female	0	0	1	1	3	2	2	5	0	14
			Total	0	0	7	6	12	10	8	13	0	56
6	15	DIABETES MELLITUS	Male	0	0	1	10	18	14	5	13	0	61

TABLE D-20 DEATHS BY SELECTED CAUSE OF DEATH, AGE, SEX AND HABITS-(URBAN) - 2022

SL. NO.	Cause ID	Selected cause of death	Sex	Age of the Diseased									Total
				Below 15	15-24	25-34	35-44	45-54	55-64	65-69	70 & above	Age not Stated	
1		2	3	4	5	6	7	8	9	10	11	12	13
			Female	0	0	0	2	6	5	3	12	0	28
			Total	0	0	1	12	24	19	8	25	0	89
7	16	OTHER ANAEMIAS(D50-D55,D57-D64	Male	0	1	2	7	4	6	1	1	0	22
			Female	0	0	0	0	2	1	0	1	0	4
			Total	0	1	2	7	6	7	1	2	0	26
8	17	OTHER VIRAL ENCEPHALITIS	Male	0	0	3	0	1	1	1	0	0	6
			Female	0	0	0	0	0	0	0	2	0	2
			Total	0	0	3	0	1	1	1	2	0	8
9	18	OTHER FORMS OF HEART DISEASES	Male	0	2	24	51	58	79	23	91	0	328
			Female	0	0	0	3	14	21	12	52	1	103
			Total	0	2	24	54	72	100	35	143	1	431
10	19	PNEUMONIA	Male	0	2	11	21	18	31	9	17	0	109
			Female	0	0	0	3	0	6	8	8	0	25
			Total	0	2	11	24	18	37	17	25	0	134
11	20	INFLUENZA	Male	0	0	0	1	1	0	0	0	0	2
			Female	0	0	0	0	0	0	0	1	0	1
			Total	0	0	0	1	1	0	0	1	0	3
12	21	ASTHMA	Male	0	0	2	5	8	17	8	19	0	59
			Female	0	0	0	1	3	3	2	11	1	21
			Total	0	0	2	6	11	20	10	30	1	80
13	22	OTHER VIRAL HEPATITIS (Jaundic	Male	0	0	4	12	9	6	1	0	0	32
			Female	0	0	0	0	1	1	1	0	0	3
			Total	0	0	4	12	10	7	2	0	0	35
14	23	DISEASES OF THE LIVER	Male	0	1	38	74	58	17	8	6	0	202
			Female	0	0	0	0	5	3	4	2	0	14
			Total	0	1	38	74	63	20	12	8	0	216
15	24	GASTRIC AND DUODENAL ULCER	Male	0	0	1	1	1	2	2	2	0	9
			Female	0	0	0	0	0	0	1	0	0	1
			Total	0	0	1	1	1	2	3	2	0	10
16	25	DISEASES OF APPENDIX	Male	0	0	0	0	0	1	0	0	0	1
			Female	0	0	0	0	0	0	0	0	0	0
			Total	0	0	0	0	0	1	0	0	0	1
17	26	Genital Urinary system	Male	0	0	0	0	0	2	1	1	0	4
			Female	0	0	0	0	0	0	0	0	0	0
			Total	0	0	0	0	0	2	1	1	0	4
18	27	SPONTANEOUS ABORTION	Male	0	0	0	0	0	0	0	0	0	0
			Female	0	0	1	0	0	0	0	0	0	1
			Total	0	0	1	0	0	0	0	0	0	1
19	30	CEREBROVASCULAR DISEASES	Male	0	0	2	6	12	8	14	20	0	62
			Female	0	0	0	1	2	2	1	11	0	17
			Total	0	0	2	7	14	10	15	31	0	79
20	31	SENILITY	Male	0	0	0	0	0	2	16	63	0	81
			Female	0	0	0	0	0	0	5	62	0	67
			Total	0	0	0	0	0	2	21	125	0	148
21	32	Others not else where classifi	Male	0	1	7	6	1	13	0	11	0	39
			Female	0	1	0	1	1	4	0	5	0	12
			Total	0	2	7	7	2	17	0	16	0	51
22	33	BITES OF SNAKES AND OTHER VENO	Male	0	0	1	0	1	3	0	0	0	5
			Female	0	0	0	0	0	1	1	0	0	2
			Total	0	0	1	0	1	4	1	0	0	7
23	34	BURNS AND CORROSIONS	Male	0	0	0	3	2	0	0	0	0	5
			Female	0	0	0	0	0	0	0	0	0	0
			Total	0	0	0	3	2	0	0	0	0	5
24	35	ACCIDENTAL FALLS	Male	0	1	3	4	0	0	3	1	0	12
			Female	0	0	0	1	0	0	0	0	0	1
			Total	0	1	3	5	0	0	3	1	0	13

TABLE D-20 DEATHS BY SELECTED CAUSE OF DEATH, AGE, SEX AND HABITS-(URBAN) - 2022

SL. NO.	Cause ID	Selected cause of death	Sex	Age of the Diseased									Total
				Below 15	15-24	25-34	35-44	45-54	55-64	65-69	70 & above	Age not Stated	
				4	5	6	7	8	9	10	11	12	
25	36	POISONINGS BY DRUGS AND BIOLOG	Male	0	5	9	7	5	10	4	5	0	45
			Female	0	0	0	1	3	1	1	1	0	7
			Total	0	5	9	8	8	11	5	6	0	52
26	37	MOTOR VEHICLE TRAFFIC ACCIDENT	Male	0	1	8	6	1	3	0	0	0	19
			Female	0	0	0	1	0	0	1	0	0	2
			Total	0	1	8	7	1	3	1	0	0	21
27	38	OTHER ROAD VEHICLE ACCIDENTS	Male	0	0	6	6	3	2	1	1	0	19
			Female	0	0	0	0	0	1	0	0	0	1
			Total	0	0	6	6	3	3	1	1	0	20
28	39	INTENTIONAL SELF-HARM(SUICIDE-	Male	0	4	16	21	10	7	0	0	0	58
			Female	0	0	0	0	0	0	0	0	0	0
			Total	0	4	16	21	10	7	0	0	0	58
29	40	ASSAULT(HOMICIDE)	Male	0	1	1	1	0	0	0	0	0	3
			Female	0	0	0	0	0	0	0	0	0	0
			Total	0	1	1	1	0	0	0	0	0	3
30	42	Viral Fever	Male	0	0	7	7	1	1	0	1	0	17
			Female	0	0	0	0	0	0	0	0	0	0
			Total	0	0	7	7	1	1	0	1	0	17
31	43	RENAL FAILURE and OTHER DISORD	Male	0	2	9	28	21	14	5	13	0	92
			Female	0	0	0	1	2	1	4	10	0	18
			Total	0	2	9	29	23	15	9	23	0	110
32	44	SEPTICAEMIA	Male	0	0	11	25	25	11	9	16	0	97
			Female	0	0	2	1	7	4	3	10	0	27
			Total	0	0	13	26	32	15	12	26	0	124
33	45	Syphilis	Male	0	0	1	0	2	0	0	0	0	3
			Female	0	0	0	0	0	0	0	0	0	0
			Total	0	0	1	0	2	0	0	0	0	3
34	46	COVID 19 VIRUS IDENTIFIED	Male	0	0	0	1	4	2	1	5	0	13
			Female	0	0	0	1	0	1	0	2	0	4
			Total	0	0	0	2	4	3	1	7	0	17
35	47	TUBERCULOSIS OF OTHER ORGANS A	Male	0	0	5	13	4	3	2	1	0	28
			Female	0	0	1	1	0	0	2	0	0	4
			Total	0	0	6	14	4	3	4	1	0	32
36	49	HUMAN IMMUNODEFICIENCY VIRUS[H	Male	0	0	0	1	3	2	0	0	0	6
			Female	0	0	0	0	0	0	0	0	0	0
			Total	0	0	0	1	3	2	0	0	0	6
37	50	MALIGNANT NEOPLASMS OF LIP, OR	Male	0	0	2	10	9	12	3	2	0	38
			Female	0	0	0	0	4	6	1	17	1	29
			Total	0	0	2	10	13	18	4	19	1	67
38	51	MALIGNANT NEOPLASM OF OESOPHAG	Male	0	0	1	3	5	3	3	2	0	17
			Female	0	0	0	0	0	1	1	2	0	4
			Total	0	0	1	3	5	4	4	4	0	21
39	52	MALIGNANT NEOPLASM OF STOMACH	Male	0	1	1	1	4	9	2	4	0	22
			Female	0	0	0	0	1	5	3	3	0	12
			Total	0	1	1	1	5	14	5	7	0	34
40	53	MALIGNANT NEOPLASMS OF LIVER A	Male	0	0	7	8	9	5	2	1	0	32
			Female	0	0	0	0	0	1	0	2	0	3
			Total	0	0	7	8	9	6	2	3	0	35
41	54	MALIGNANT NEOPLASMS OF LARYNX,	Male	0	1	3	15	13	9	4	13	0	58
			Female	0	0	0	0	2	0	1	5	0	8
			Total	0	1	3	15	15	9	5	18	0	66
42	55	MALIGNANT NEOPLASM OF BREAST	Male	0	0	0	0	0	0	0	0	0	0
			Female	0	0	0	1	1	4	1	4	0	11
			Total	0	0	0	1	1	4	1	4	0	11
43	56	OTHER MALIGNANT NEOPLASM OF FE	Male	0	0	0	0	0	0	0	0	0	0

TABLE D-20 DEATHS BY SELECTED CAUSE OF DEATH, AGE, SEX AND HABITS-(URBAN) - 2022

SL. NO.	Cause ID	Selected cause of death	Sex	Age of the Diseased									Total
				Below 15	15-24	25-34	35-44	45-54	55-64	65-69	70 & above	Age not Stated	
1	2	3	4	5	6	7	8	9	10	11	12	13	
			Female	0	0	0	1	3	0	0	5	0	9
			Total	0	0	0	1	3	0	0	5	0	9
44	57	MALIGNANT NEOPLASM OF PROSTATE	Male	0	0	0	0	1	0	0	1	0	2
			Female	0	0	0	0	0	0	0	0	0	0
			Total	0	0	0	0	1	0	0	1	0	2
45	58	MALIGNANT NEOPLASM OF BLADDER	Male	0	0	0	3	2	2	0	0	0	7
			Female	0	0	0	0	0	0	0	0	0	0
			Total	0	0	0	3	2	2	0	0	0	7
46	59	MALIGNANT NEOPLASMS OF MENINGE	Male	0	1	0	0	1	5	1	1	0	9
			Female	0	0	0	0	0	1	0	2	0	3
			Total	0	1	0	0	1	6	1	3	0	12
47	60	LEUKAEMIA	Male	0	0	1	1	0	0	2	1	0	5
			Female	0	0	0	0	2	0	1	1	0	4
			Total	0	0	1	1	2	0	3	2	0	9
48	61	OTHER PROTEIN-ENERGY MALNUTRIT	Male	0	0	1	1	4	3	1	0	0	10
			Female	0	0	0	1	0	0	0	0	0	1
			Total	0	0	1	2	4	3	1	0	0	11
49	62	DISORDERS OF THYROID GLAND	Male	0	0	0	1	0	0	0	0	0	1
			Female	0	0	0	0	0	0	0	0	0	0
			Total	0	0	0	1	0	0	0	0	0	1
50	63	SCHIZOPHRENIA, SCHIZOTYPAL & D	Male	0	0	1	0	0	0	0	1	0	2
			Female	0	0	0	0	0	1	0	0	0	1
			Total	0	0	1	0	0	1	0	1	0	3
51	64	OTHER INFLAMMATORY DISEASES OF	Male	0	0	1	2	2	0	0	0	0	5
			Female	0	0	0	0	0	0	1	1	0	2
			Total	0	0	1	2	2	0	1	1	0	7
52	65	EPILEPSY	Male	0	0	4	3	4	2	1	1	0	15
			Female	0	0	0	0	0	0	0	0	0	0
			Total	0	0	4	3	4	2	1	1	0	15
53	66	HYPERTENSIVE HEART DISEASES	Male	0	1	12	27	41	34	12	36	0	163
			Female	0	0	1	3	7	10	7	25	0	53
			Total	0	1	13	30	48	44	19	61	0	216
54	67	ACUTE MYOCARDIAL INFARCTION	Male	0	4	36	98	137	102	54	92	0	523
			Female	0	0	1	6	14	25	14	44	0	104
			Total	0	4	37	104	151	127	68	136	0	627
55	68	ARTERIAL EMBOLISM AND THROMBOS	Male	0	0	1	0	3	0	0	2	0	6
			Female	0	0	0	0	0	0	0	2	0	2
			Total	0	0	1	0	3	0	0	4	0	8
56	69	BRONCHITIS ,BRONCHIOLITIS and	Male	0	0	3	0	4	2	2	4	0	15
			Female	0	0	0	0	0	3	0	1	0	4
			Total	0	0	3	0	4	5	2	5	0	19
57	71	PARALYTIC ILEUS AND INTESTINAL	Male	0	0	3	5	8	3	6	14	0	39
			Female	0	0	0	0	0	3	2	7	0	12
			Total	0	0	3	5	8	6	8	21	0	51
58	72	PERITONITIS	Male	0	1	1	2	0	0	0	0	0	4
			Female	0	0	0	0	1	0	0	0	0	1
			Total	0	1	1	2	1	0	0	0	0	5
59	73	CHOLELITHIASIS AND CHOLECYSTIT	Male	0	0	3	2	3	0	2	0	0	10
			Female	0	0	0	0	0	0	0	0	0	0
			Total	0	0	3	2	3	0	2	0	0	10
60	74	DISORDERS OF THE PANCREAS	Male	0	0	1	1	0	0	0	0	0	2
			Female	0	0	0	1	2	2	1	2	0	8
			Total	0	0	1	2	2	2	1	2	0	10
61	75	RHEUMATOID ARTHRITIS AND OTHER	Male	0	0	1	0	0	0	0	0	0	1
			Female	0	0	0	0	0	0	0	0	0	0
			Total	0	0	1	0	0	0	0	0	0	1

TABLE D-20 DEATHS BY SELECTED CAUSE OF DEATH, AGE, SEX AND HABITS-(URBAN) - 2022

SL. NO.	Cause ID	Selected cause of death	Sex	Age of the Diseased									Total
				Below 15	15-24	25-34	35-44	45-54	55-64	65-69	70 & above	Age not Stated	
				4	5	6	7	8	9	10	11	12	
62	82	FEVER OF UNKNOWN ORIGIN	Male	0	0	3	5	4	3	2	4	0	21
			Female	0	0	0	0	1	1	2	2	0	6
			Total	0	0	3	5	5	4	4	6	0	27
63	83	SHOCK, NOT ELSEWHERE CLASSIFIE	Male	0	0	15	13	27	27	9	13	0	104
			Female	0	0	2	3	3	3	5	7	0	23
			Total	0	0	17	16	30	30	14	20	0	127
64	84	FRACTURE OF SKULL AND FACIAL B	Male	0	0	0	0	1	0	1	0	0	2
			Female	0	0	0	0	0	0	0	0	0	0
			Total	0	0	0	0	1	0	1	0	0	2
65	85	FRACTURE OF NECK,THORAX OR PEL	Male	0	0	1	0	0	0	0	1	0	2
			Female	0	0	0	0	0	0	0	0	0	0
			Total	0	0	1	0	0	0	0	1	0	2
66	87	FRACTURE OF LOWER LIMB	Male	0	0	0	1	0	1	1	1	0	4
			Female	0	0	0	0	0	0	1	1	0	2
			Total	0	0	0	1	0	1	2	2	0	6
67	88	FRACTURES INVOLVING MULTIPLE B	Male	0	0	0	1	0	0	0	0	0	1
			Female	0	0	0	0	0	0	0	0	0	0
			Total	0	0	0	1	0	0	0	0	0	1
68	89	INTRACRANIAL AND INTERNAL INJU	Male	0	0	1	2	4	2	0	3	0	12
			Female	0	0	0	0	0	0	0	1	0	1
			Total	0	0	1	2	4	2	0	4	0	13
69	90	CRUSHING INJURIES AND TRAUMATI	Male	0	0	1	1	0	0	0	0	0	2
			Female	0	0	0	0	0	0	0	0	0	0
			Total	0	0	1	1	0	0	0	0	0	2
70	91	OTHER INJURIES OF SPECIFIED,UN	Male	0	1	0	4	0	1	1	1	0	8
			Female	0	0	0	0	1	0	0	0	0	1
			Total	0	1	0	4	1	1	1	1	0	9
71	92	EFFECTS OF FOREIGN BODY ENTERI	Male	0	0	0	0	1	0	0	0	0	1
			Female	0	0	0	0	0	0	0	0	0	0
			Total	0	0	0	0	1	0	0	0	0	1
72	93	RAILWAY ACCIDENTS	Male	0	0	0	1	0	0	0	0	0	1
			Female	0	0	0	0	1	0	0	0	0	1
			Total	0	0	0	1	1	0	0	0	0	2
73	94	WATER TRANSPORT ACCIDENTS	Male	0	0	0	1	0	0	0	0	0	1
			Female	0	0	0	0	0	0	0	0	0	0
			Total	0	0	0	1	0	0	0	0	0	1
74	96	ALL OTHER TRANSPORT ACCIDENTS	Male	0	0	4	5	2	2	0	1	0	14
			Female	0	0	0	0	1	0	0	3	0	4
			Total	0	0	4	5	3	2	0	4	0	18
75	97	ACCIDENTAL DROWING AND SUBMERS	Male	0	0	1	2	2	4	2	1	0	12
			Female	0	0	0	0	0	0	0	1	0	1
			Total	0	0	1	2	2	4	2	2	0	13
76	99	MISADVENTURES TO PATIENTS DUR	Male	0	0	0	0	0	1	0	0	0	1
			Female	0	0	0	0	0	0	0	0	0	0
			Total	0	0	0	0	0	1	0	0	0	1
78	102	ACCIDENTAL POISONING BY AND E	Male	0	2	1	0	0	1	0	2	0	6
			Female	0	0	0	0	0	0	0	0	0	0
			Total	0	2	1	0	0	1	0	2	0	6
79	104	SUN STROKE	Male	0	0	0	1	2	4	1	1	0	9
			Female	0	0	0	0	1	0	0	0	0	1
			Total	0	0	0	1	3	4	1	1	0	10
80	105	COVID 19 VIRUS NOT IDENTIFIED	Male	0	0	0	0	0	1	0	1	0	2
			Female	0	0	0	0	0	0	0	0	0	0
			Total	0	0	0	0	0	1	0	1	0	2
81	106	DENGUE FEVER	Male	0	0	2	0	0	0	0	0	0	2

TABLE D-20 DEATHS BY SELECTED CAUSE OF DEATH, AGE, SEX AND HABITS-(URBAN) - 2022

SL. NO.	Cause ID	Selected cause of death	Sex	Age of the Diseased									Total
				Below 15	15-24	25-34	35-44	45-54	55-64	65-69	70 & above	Age not Stated	
1	2	3	4	5	6	7	8	9	10	11	12	13	
			Female	0	0	0	0	0	0	0	0	0	
			Total	0	0	2	0	0	0	0	0	0	
		Total	Male	0	35	294	556	586	518	240	511	0	
			Female	0	2	9	36	97	130	93	337	3	
			Total	0	0	0	2	0	1	2	1	0	
		Only drinking alcohol											
1	2	TYPHOID FEVER AND PARATYPHOID	Male	0	1	2	3	4	2	2	1	0	
			Female	0	0	0	0	1	0	0	0	0	
			Total	0	1	2	3	5	2	2	1	0	
2	3	FOOD POISONING	Male	0	1	0	0	1	0	0	0	0	
			Female	0	0	0	0	1	0	0	0	0	
			Total	0	1	0	0	2	0	0	0	0	
3	4	DIARRHOEA AND GASTROENTERITIS	Male	0	1	4	6	9	1	2	3	0	
			Female	0	0	0	0	0	0	0	0	0	
			Total	0	1	4	6	9	1	2	3	0	
4	5	RESPIRATORY TUBERCULOSIS	Male	0	2	13	31	33	35	12	19	0	
			Female	0	0	0	0	0	2	1	0	0	
			Total	0	2	13	31	33	37	13	19	0	
5	12	RABIES	Male	0	0	0	0	0	1	0	1	0	
			Female	0	0	0	0	0	0	0	0	0	
			Total	0	0	0	0	0	1	0	1	0	
6	13	MALARIA	Male	0	0	0	1	0	0	0	0	0	
			Female	0	0	0	0	0	0	0	0	0	
			Total	0	0	0	1	0	0	0	0	0	
7	14	OTHER AND UNSPECIFIED NEOPLASM	Male	0	0	6	15	17	30	13	10	0	
			Female	0	0	1	1	2	3	0	0	0	
			Total	0	0	7	16	19	33	13	10	0	
8	15	DIABETES MELLITUS	Male	0	1	6	29	55	50	25	25	0	
			Female	0	0	0	1	3	2	2	0	0	
			Total	0	1	6	30	58	52	27	25	0	
9	16	OTHER ANAEMIAS(D50-D55,D57-D64)	Male	0	1	8	19	16	13	2	4	0	
			Female	0	0	0	1	2	1	1	0	0	
			Total	0	1	8	20	18	14	3	4	0	
10	17	OTHER VIRAL ENCEPHALITIS	Male	0	0	4	2	3	1	1	0	0	
			Female	0	0	0	0	0	0	0	1	0	
			Total	0	0	4	2	3	1	1	1	0	
11	18	OTHER FORMS OF HEART DISEASES	Male	0	7	67	150	193	187	50	139	0	
			Female	0	0	0	1	5	11	3	9	1	
			Total	0	7	67	151	198	198	53	148	1	
12	19	PNEUMONIA	Male	0	3	33	72	80	74	27	55	0	
			Female	0	0	1	1	0	4	2	1	0	
			Total	0	3	34	73	80	78	29	56	0	
13	20	INFLUENZA	Male	0	0	0	0	2	1	0	0	0	
			Female	0	0	0	0	0	0	0	0	0	
			Total	0	0	0	0	2	1	0	0	0	
14	21	ASTHMA	Male	0	0	3	14	19	44	18	41	0	
			Female	0	0	1	0	1	3	1	1	0	
			Total	0	0	4	14	20	47	19	42	0	
15	22	OTHER VIRAL HEPATITIS (Jaundic	Male	0	0	12	32	21	10	1	0	0	
			Female	0	0	1	1	1	0	0	1	0	
			Total	0	0	13	33	22	10	1	1	0	
16	23	DISEASES OF THE LIVER	Male	0	6	153	347	284	136	32	28	0	
			Female	0	1	0	12	14	10	3	5	0	
			Total	0	7	153	359	298	146	35	33	0	
17	24	GASTRIC AND DUODENAL ULCER	Male	0	0	4	1	7	5	4	3	0	
			Female	0	0	0	0	0	0	1	0	0	
			Total	0	0	4	1	7	5	5	3	0	

TABLE D-20 DEATHS BY SELECTED CAUSE OF DEATH, AGE, SEX AND HABITS-(URBAN) - 2022

SL. NO.	Cause ID	Selected cause of death	Sex	Age of the Diseased									Total
				Below 15	15-24	25-34	35-44	45-54	55-64	65-69	70 & above	Age not Stated	
				4	5	6	7	8	9	10	11	12	
18	25	DISEASES OF APPENDIX	Male	0	0	1	3	1	1	1	0	0	7
			Female	0	0	0	0	0	0	0	0	0	0
			Total	0	0	1	3	1	1	1	0	0	7
19	26	Genital Urinary system	Male	0	0	0	1	2	2	0	0	0	5
			Female	0	0	0	0	0	0	0	0	0	0
			Total	0	0	0	1	2	2	0	0	0	5
20	28	OBSTRUCTED LABOUR	Male	0	0	0	0	0	0	0	0	0	0
			Female	0	0	0	0	0	0	0	1	0	1
			Total	0	0	0	0	0	0	0	1	0	1
21	29	BIRTH TRAUMA	Male	0	0	0	0	0	0	0	0	0	0
			Female	1	0	0	0	0	0	0	0	0	1
			Total	1	0	0	0	0	0	0	0	0	1
22	30	CEREBROVASCULAR DISEASES	Male	0	0	9	20	44	28	19	25	0	145
			Female	0	0	0	1	2	0	0	1	0	4
			Total	0	0	9	21	46	28	19	26	0	149
23	31	SENILITY	Male	0	0	0	0	0	6	58	97	0	161
			Female	0	0	0	0	0	0	2	17	0	19
			Total	0	0	0	0	0	6	60	114	0	180
24	32	Others not else where classifi	Male	0	2	14	17	10	21	2	14	0	80
			Female	0	0	0	0	0	1	0	2	0	3
			Total	0	2	14	17	10	22	2	16	0	83
25	33	BITES OF SNAKES AND OTHER VENOM	Male	0	0	2	2	3	3	0	0	0	10
			Female	0	0	0	0	0	0	0	0	0	0
			Total	0	0	2	2	3	3	0	0	0	10
26	34	BURNS AND CORROSIONS	Male	0	0	3	8	6	2	1	1	0	21
			Female	0	0	0	0	0	0	0	0	0	0
			Total	0	0	3	8	6	2	1	1	0	21
27	35	ACCIDENTAL FALLS	Male	0	3	9	12	8	9	1	3	0	45
			Female	0	0	0	0	0	0	0	0	0	0
			Total	0	3	9	12	8	9	1	3	0	45
28	36	POISONINGS BY DRUGS AND BIOLOGICALS	Male	0	11	36	62	36	36	13	16	0	210
			Female	0	0	0	1	4	2	1	0	0	8
			Total	0	11	36	63	40	38	14	16	0	218
29	37	MOTOR VEHICLE TRAFFIC ACCIDENT	Male	0	3	13	14	10	2	2	2	0	46
			Female	0	0	0	0	0	0	0	0	0	0
			Total	0	3	13	14	10	2	2	2	0	46
30	38	OTHER ROAD VEHICLE ACCIDENTS	Male	0	3	14	21	12	14	4	0	0	68
			Female	0	0	0	0	1	0	1	0	0	2
			Total	0	3	14	21	13	14	5	0	0	70
31	39	INTENTIONAL SELF-HARM(SUICIDE-)	Male	0	12	48	65	35	21	3	4	0	188
			Female	0	1	0	1	0	3	0	0	0	5
			Total	0	13	48	66	35	24	3	4	0	193
32	40	ASSAULT(HOMICIDE)	Male	0	2	4	4	0	0	0	1	0	11
			Female	0	0	1	0	0	0	0	0	0	1
			Total	0	2	5	4	0	0	0	1	0	12
33	41	Not Stated	Male	0	0	0	2	0	0	0	0	0	2
			Female	0	0	0	0	0	0	0	0	0	0
			Total	0	0	0	2	0	0	0	0	0	2
34	42	Viral Fever	Male	0	1	11	22	3	2	1	1	0	41
			Female	0	0	0	1	0	0	0	0	0	1
			Total	0	1	11	23	3	2	1	1	0	42
35	43	RENAL FAILURE and OTHER DISORDERS	Male	0	5	25	74	103	63	29	44	0	343
			Female	0	0	1	3	4	1	0	3	0	12
			Total	0	5	26	77	107	64	29	47	0	355
36	44	SEPTICAEMIA	Male	0	2	33	85	81	63	28	35	0	327

TABLE D-20 DEATHS BY SELECTED CAUSE OF DEATH, AGE, SEX AND HABITS-(URBAN) - 2022

SL. NO.	Cause ID	Selected cause of death	Sex	Age of the Diseased									Total
				Below 15	15-24	25-34	35-44	45-54	55-64	65-69	70 & above	Age not Stated	
1	2	3	4	5	6	7	8	9	10	11	12	13	
			Female	0	0	0	1	2	2	2	0	0	7
			Total	0	2	33	86	83	65	30	35	0	334
37	45	Syphilis	Male	0	0	0	4	1	0	0	0	0	5
			Female	0	0	0	0	0	0	0	0	0	0
			Total	0	0	0	4	1	0	0	0	0	5
38	46	COVID 19 VIRUS IDENTIFIED	Male	0	1	3	5	9	4	4	9	0	35
			Female	0	0	0	1	0	1	0	0	0	2
			Total	0	1	3	6	9	5	4	9	0	37
39	47	TUBERCULOSIS OF OTHER ORGANS A	Male	0	2	16	32	25	21	7	11	0	114
			Female	0	0	0	0	0	0	1	1	0	2
			Total	0	2	16	32	25	21	8	12	0	116
40	49	HUMAN IMMUNODEFICIENCY VIRUS[H	Male	0	0	0	1	13	3	0	0	0	17
			Female	0	0	0	0	0	0	0	0	0	0
			Total	0	0	0	1	13	3	0	0	0	17
41	50	MALIGNANT NEOPLASMS OF LIP, OR	Male	0	0	0	22	17	29	6	10	0	84
			Female	0	0	0	0	0	1	0	2	0	3
			Total	0	0	0	22	17	30	6	12	0	87
42	51	MALIGNANT NEOPLASM OF OESOPHAG	Male	0	0	1	4	5	9	5	3	0	27
			Female	0	0	0	0	2	0	0	0	0	2
			Total	0	0	1	4	7	9	5	3	0	29
43	52	MALIGNANT NEOPLASM OF STOMACH	Male	0	1	2	7	12	14	9	9	0	54
			Female	0	0	0	0	0	1	1	0	0	2
			Total	0	1	2	7	12	15	10	9	0	56
44	53	MALIGNANT NEOPLASMS OF LIVER A	Male	0	1	13	18	25	21	3	10	0	91
			Female	0	0	0	1	2	1	0	1	0	5
			Total	0	1	13	19	27	22	3	11	0	96
45	54	MALIGNANT NEOPLASMS OF LARYNX,	Male	0	1	8	30	36	31	12	31	0	149
			Female	0	0	0	1	1	1	1	1	0	5
			Total	0	1	8	31	37	32	13	32	0	154
46	55	MALIGNANT NEOPLASM OF BREAST	Male	0	0	0	0	0	0	0	0	0	0
			Female	0	0	0	0	2	0	0	0	0	2
			Total	0	0	0	0	2	0	0	0	0	2
47	56	OTHER MALIGNANT NEOPLASM OF FE	Male	0	0	0	0	0	0	0	0	0	0
			Female	0	0	0	0	0	0	0	2	0	2
			Total	0	0	0	0	0	0	0	2	0	2
48	57	MALIGNANT NEOPLASM OF PROSTATE	Male	0	0	0	0	1	1	0	2	0	4
			Female	0	0	0	0	0	0	0	0	0	0
			Total	0	0	0	0	1	1	0	2	0	4
49	58	MALIGNANT NEOPLASM OF BLADDER	Male	0	0	2	4	6	5	0	0	0	17
			Female	0	0	0	0	0	0	0	0	0	0
			Total	0	0	2	4	6	5	0	0	0	17
50	59	MALIGNANT NEOPLASMS OF MENINGE	Male	0	0	0	2	5	3	3	1	0	14
			Female	0	0	0	0	0	0	0	0	0	0
			Total	0	0	0	2	5	3	3	1	0	14
51	60	LEUKAEMIA	Male	0	0	1	2	0	3	2	2	0	10
			Female	0	0	0	1	0	0	0	0	0	1
			Total	0	0	1	3	0	3	2	2	0	11
52	61	OTHER PROTEIN-ENERGY MALNUTRIT	Male	0	1	2	7	8	7	1	0	0	26
			Female	0	0	0	2	0	0	0	1	0	3
			Total	0	1	2	9	8	7	1	1	0	29
53	62	DISORDERS OF THYROID GLAND	Male	0	0	1	1	1	1	1	0	0	5
			Female	0	0	0	0	0	0	0	0	0	0
			Total	0	0	1	1	1	1	1	0	0	5
54	63	SCHIZOPHRENIA, SCHIZOTYPAL & D	Male	0	0	4	8	8	4	1	3	0	28
			Female	0	0	0	0	0	1	1	0	0	2
			Total	0	0	4	8	8	5	2	3	0	30

TABLE D-20 DEATHS BY SELECTED CAUSE OF DEATH, AGE, SEX AND HABITS-(URBAN) - 2022

SL. NO.	Cause ID	Selected cause of death	Sex	Age of the Diseased									Total
				Below 15	15-24	25-34	35-44	45-54	55-64	65-69	70 & above	Age not Stated	
				4	5	6	7	8	9	10	11	12	
55	64	OTHER INFLAMMATORY DISEASES OF	Male	0	0	7	8	11	8	2	6	0	42
			Female	0	0	0	1	0	0	0	1	0	2
			Total	0	0	7	9	11	8	2	7	0	44
56	65	EPILEPSY	Male	0	2	7	10	9	5	2	3	0	38
			Female	0	0	0	0	1	0	0	0	0	1
			Total	0	2	7	10	10	5	2	3	0	39
57	66	HYPERTENSIVE HEART DISEASES	Male	0	4	40	111	138	111	28	68	0	500
			Female	0	0	1	1	3	3	2	5	0	15
			Total	0	4	41	112	141	114	30	73	0	515
58	67	ACUTE MYOCARDIAL INFARCTION	Male	0	10	97	260	318	257	105	138	0	1185
			Female	0	0	3	5	6	6	6	8	0	34
			Total	0	10	100	265	324	263	111	146	0	1219
59	68	ARTERIAL EMBOLISM AND THROMBOS	Male	0	0	1	2	2	4	2	2	0	13
			Female	0	0	0	0	0	0	0	0	0	0
			Total	0	0	1	2	2	4	2	2	0	13
60	69	BRONCHITIS ,BRONCHIOLITIS and	Male	0	0	5	7	17	8	7	17	0	61
			Female	0	0	0	0	0	2	0	1	0	3
			Total	0	0	5	7	17	10	7	18	0	64
61	70	PLEURISY	Male	0	0	0	0	0	0	1	1	0	2
			Female	0	0	0	0	0	0	0	0	0	0
			Total	0	0	0	0	0	0	1	1	0	2
62	71	PARALYTIC ILEUS AND INTESTINAL	Male	0	0	6	6	25	23	13	21	0	94
			Female	0	0	0	0	0	0	0	1	0	1
			Total	0	0	6	6	25	23	13	22	0	95
63	72	PERITONITIS	Male	0	1	6	8	6	2	0	2	0	25
			Female	0	0	0	0	0	0	0	0	0	0
			Total	0	1	6	8	6	2	0	2	0	25
64	73	CHOLELITHIASIS AND CHOLECYSTIT	Male	0	0	6	9	7	1	1	1	0	25
			Female	0	0	0	0	0	0	0	1	0	1
			Total	0	0	6	9	7	1	1	2	0	26
65	74	DISORDERS OF THE PANCREAS	Male	0	1	7	10	8	4	3	4	0	37
			Female	0	0	0	0	0	0	0	0	0	0
			Total	0	1	7	10	8	4	3	4	0	37
66	75	RHEUMATOID ARTHRITIS AND OTHER	Male	0	0	1	1	0	0	0	0	0	2
			Female	0	0	0	0	0	0	0	0	0	0
			Total	0	0	1	1	0	0	0	0	0	2
67	82	FEVER OF UNKNOWN ORIGIN	Male	0	0	6	16	18	9	3	5	0	57
			Female	0	0	0	0	0	0	0	0	0	0
			Total	0	0	6	16	18	9	3	5	0	57
68	83	SHOCK, NOT ELSEWHERE CLASSIFIE	Male	2	6	49	79	111	72	22	28	0	369
			Female	0	0	2	2	6	1	3	1	0	15
			Total	2	6	51	81	117	73	25	29	0	384
69	84	FRACTURE OF SKULL AND FACIAL B	Male	0	0	0	2	2	0	1	1	0	6
			Female	0	0	0	0	0	0	0	0	0	0
			Total	0	0	0	2	2	0	1	1	0	6
70	85	FRACTURE OF NECK,THORAX OR PEL	Male	0	0	2	1	1	0	0	0	0	4
			Female	0	0	0	0	0	0	0	0	0	0
			Total	0	0	2	1	1	0	0	0	0	4
71	86	FRACTURE OF UPPER LIMB	Male	0	0	1	0	0	0	0	2	0	3
			Female	0	0	0	0	0	0	0	0	0	0
			Total	0	0	1	0	0	0	0	2	0	3
72	87	FRACTURE OF LOWER LIMB	Male	0	0	0	2	0	2	1	1	0	6
			Female	0	0	0	0	0	0	1	0	0	1
			Total	0	0	0	2	0	2	2	1	0	7
73	88	FRACTURES INVOLVING MULTIPLE B	Male	0	0	2	1	0	0	0	1	0	4

TABLE D-20 DEATHS BY SELECTED CAUSE OF DEATH, AGE, SEX AND HABITS-(URBAN) - 2022

SL. NO.	Cause ID	Selected cause of death	Sex	Age of the Diseased									Total
				Below 15	15-24	25-34	35-44	45-54	55-64	65-69	70 & above	Age not Stated	
1	2	3		4	5	6	7	8	9	10	11	12	13
			Female	0	0	0	0	0	0	0	0	0	0
			Total	0	0	2	1	0	0	0	1	0	4
74	89	INTRACRANIAL AND INTERNAL INJU	Male	0	0	3	4	7	6	0	1	0	21
			Female	0	0	0	0	0	0	0	0	0	0
			Total	0	0	3	4	7	6	0	1	0	21
75	90	CRUSHING INJURIES AND TRAUMATI	Male	0	0	3	2	1	2	0	0	0	8
			Female	0	0	0	0	0	0	0	0	0	0
			Total	0	0	3	2	1	2	0	0	0	8
76	91	OTHER INJURIES OF SPECIFIED,UN	Male	0	0	6	9	11	4	1	4	0	35
			Female	0	0	0	0	1	0	0	0	0	1
			Total	0	0	6	9	12	4	1	4	0	36
77	92	EFFECTS OF FOREIGN BODY ENTERI	Male	0	0	0	0	0	0	2	0	0	2
			Female	0	0	0	0	0	0	0	0	0	0
			Total	0	0	0	0	0	0	2	0	0	2
78	93	RAILWAY ACCIDENTS	Male	0	1	1	1	5	2	0	0	0	10
			Female	0	0	0	0	1	0	0	0	0	1
			Total	0	1	1	1	6	2	0	0	0	11
79	94	WATER TRANSPORT ACCIDENTS	Male	0	0	0	3	2	0	0	0	0	5
			Female	0	0	0	0	0	0	0	1	0	1
			Total	0	0	0	3	2	0	0	1	0	6
80	96	ALL OTHER TRANSPORT ACCIDENTS	Male	0	0	5	5	4	1	1	1	0	17
			Female	0	0	0	0	0	0	0	2	0	2
			Total	0	0	5	5	4	1	1	3	0	19
81	97	ACCIDENTAL DROWING AND SUBMERS	Male	0	0	4	10	10	14	4	1	0	43
			Female	0	0	0	0	0	0	0	0	0	0
			Total	0	0	4	10	10	14	4	1	0	43
82	102	ACCIDENTAL POISONING BY AND E	Male	0	2	2	10	4	4	1	3	0	26
			Female	0	0	0	0	1	0	0	0	0	1
			Total	0	2	2	10	5	4	1	3	0	27
83	104	SUN STROKE	Male	0	0	0	4	8	7	6	7	0	32
			Female	0	0	0	0	0	0	0	0	0	0
			Total	0	0	0	4	8	7	6	7	0	32
84	105	COVID 19 VIRUS NOT IDENTIFIED	Male	0	0	2	1	1	2	0	3	0	9
			Female	0	0	0	0	0	0	0	0	0	0
			Total	0	0	2	1	1	2	0	3	0	9
85	106	DENGUE FEVER	Male	0	0	2	1	0	0	1	1	0	5
			Female	0	0	0	0	0	0	0	0	0	0
			Total	0	0	2	1	0	0	1	1	0	5
		Total	Male	2	101	861	1864	1996	1567	612	985	0	7988
			Female	1	2	12	41	69	63	36	71	1	296
			Total	0	1	2	3	5	2	2	1	0	8284
		Chewing Tobacco,Areanut & Drinking Alcohol											
1	4	DIARRHOEA AND GASTROENTERITIS	Male	0	0	0	0	2	1	0	3	0	6
			Female	0	0	0	0	0	0	0	0	0	0
			Total	0	0	0	0	2	1	0	3	0	6
2	5	RESPIRATORY TUBERCULOSIS	Male	0	0	2	6	6	6	1	4	0	25
			Female	0	0	0	0	0	1	0	0	0	1
			Total	0	0	2	6	6	7	1	4	0	26
3	14	OTHER AND UNSPECIFIED NEOPLASM	Male	0	0	2	1	4	6	3	4	0	20
			Female	0	0	1	1	1	1	0	0	0	4
			Total	0	0	3	2	5	7	3	4	0	24
4	15	DIABETES MELLITUS	Male	0	0	0	4	10	7	2	3	0	26
			Female	0	0	0	1	0	0	0	0	0	1
			Total	0	0	0	5	10	7	2	3	0	27
5	16	OTHER ANAEMIAS(D50-D55,D57-D64	Male	0	1	0	3	2	3	0	1	0	10
			Female	0	0	0	0	1	0	0	0	0	1

TABLE D-20 DEATHS BY SELECTED CAUSE OF DEATH, AGE, SEX AND HABITS-(URBAN) - 2022

SL. NO.	Cause ID	Selected cause of death	Sex	Age of the Diseased									Total
				Below 15	15-24	25-34	35-44	45-54	55-64	65-69	70 & above	Age not Stated	
1		2	3	4	5	6	7	8	9	10	11	12	13
			Total	0	1	0	3	3	3	0	1	0	11
6	17	OTHER VIRAL ENCEPHALITIS	Male	0	0	1	0	1	0	1	0	0	3
			Female	0	0	0	0	0	0	0	1	0	1
			Total	0	0	1	0	1	0	1	1	0	4
7	18	OTHER FORMS OF HEART DISEASES	Male	0	2	15	22	26	25	7	30	0	127
			Female	0	0	0	0	2	3	1	2	0	8
			Total	0	2	15	22	28	28	8	32	0	135
8	19	PNEUMONIA	Male	0	2	6	12	8	17	3	9	0	57
			Female	0	0	0	1	0	2	1	1	0	5
			Total	0	2	6	13	8	19	4	10	0	62
9	20	INFLUENZA	Male	0	0	0	0	1	0	0	0	0	1
			Female	0	0	0	0	0	0	0	0	0	0
			Total	0	0	0	0	1	0	0	0	0	1
10	21	ASTHMA	Male	0	0	1	3	3	7	2	7	0	23
			Female	0	0	0	0	0	1	0	0	0	1
			Total	0	0	1	3	3	8	2	7	0	24
11	22	OTHER VIRAL HEPATITIS (Jaundic	Male	0	0	3	6	5	2	0	0	0	16
			Female	0	0	0	0	0	0	0	0	0	0
			Total	0	0	3	6	5	2	0	0	0	16
12	23	DISEASES OF THE LIVER	Male	0	0	26	46	31	13	3	1	0	120
			Female	0	0	0	0	2	2	0	0	0	4
			Total	0	0	26	46	33	15	3	1	0	124
13	24	GASTRIC AND DUODENAL ULCER	Male	0	0	0	0	1	0	0	2	0	3
			Female	0	0	0	0	0	0	0	0	0	0
			Total	0	0	0	0	1	0	0	2	0	3
14	30	CEREBROVASCULAR DISEASES	Male	0	0	0	2	7	4	6	3	0	22
			Female	0	0	0	0	2	0	0	0	0	2
			Total	0	0	0	2	9	4	6	3	0	24
15	31	SENILITY	Male	0	0	0	0	0	1	6	14	0	21
			Female	0	0	0	0	0	0	0	6	0	6
			Total	0	0	0	0	0	1	6	20	0	27
16	32	Others not else where classifi	Male	0	0	2	0	1	5	0	1	0	9
			Female	0	0	0	0	0	0	0	0	0	0
			Total	0	0	2	0	1	5	0	1	0	9
17	33	BITES OF SNAKES AND OTHER VENO	Male	0	0	0	0	1	1	0	0	0	2
			Female	0	0	0	0	0	0	0	0	0	0
			Total	0	0	0	0	1	1	0	0	0	2
18	34	BURNS AND CORROSIONS	Male	0	0	0	1	2	0	0	0	0	3
			Female	0	0	0	0	0	0	0	0	0	0
			Total	0	0	0	1	2	0	0	0	0	3
19	35	ACCIDENTAL FALLS	Male	0	0	3	2	0	0	0	1	0	6
			Female	0	0	0	0	0	0	0	0	0	0
			Total	0	0	3	2	0	0	0	1	0	6
20	36	POISONINGS BY DRUGS AND BIOLOG	Male	0	1	4	5	2	4	4	3	0	23
			Female	0	0	0	0	0	0	1	0	0	1
			Total	0	1	4	5	2	4	5	3	0	24
21	37	MOTOR VEHICLE TRAFFIC ACCIDENT	Male	0	0	4	1	1	0	0	0	0	6
			Female	0	0	0	0	0	0	0	0	0	0
			Total	0	0	4	1	1	0	0	0	0	6
22	38	OTHER ROAD VEHICLE ACCIDENTS	Male	0	0	3	4	0	1	0	0	0	8
			Female	0	0	0	0	0	0	0	0	0	0
			Total	0	0	3	4	0	1	0	0	0	8
23	39	INTENTIONAL SELF-HARM(SUICIDE-	Male	0	2	7	13	7	4	0	0	0	33
			Female	0	0	0	0	0	0	0	0	0	0
			Total	0	2	7	13	7	4	0	0	0	33

TABLE D-20 DEATHS BY SELECTED CAUSE OF DEATH, AGE, SEX AND HABITS-(URBAN) - 2022

SL. NO.	Cause ID	Selected cause of death	Sex	Age of the Diseased								Total	
				Below 15	15-24	25-34	35-44	45-54	55-64	65-69	70 & above		Age not Stated
1	2	3	4	5	6	7	8	9	10	11	12	13	
24	40	ASSAULT(HOMICIDE)	Male	0	0	1	0	0	0	0	0	0	1
			Female	0	0	0	0	0	0	0	0	0	0
			Total	0	0	1	0	0	0	0	0	0	1
25	42	Viral Fever	Male	0	0	3	4	0	0	0	1	0	8
			Female	0	0	0	0	0	0	0	0	0	0
			Total	0	0	3	4	0	0	0	1	0	8
26	43	RENAL FAILURE and OTHER DISORD	Male	0	2	7	16	12	7	3	6	0	53
			Female	0	0	0	1	0	0	0	1	0	2
			Total	0	2	7	17	12	7	3	7	0	55
27	44	SEPTICAEMIA	Male	0	0	7	17	12	4	5	4	0	49
			Female	0	0	0	0	0	1	0	0	0	1
			Total	0	0	7	17	12	5	5	4	0	50
28	45	Syphilis	Male	0	0	0	0	1	0	0	0	0	1
			Female	0	0	0	0	0	0	0	0	0	0
			Total	0	0	0	0	1	0	0	0	0	1
29	46	COVID 19 VIRUS IDENTIFIED	Male	0	0	0	0	2	0	0	2	0	4
			Female	0	0	0	0	0	0	0	0	0	0
			Total	0	0	0	0	2	0	0	2	0	4
30	47	TUBERCULOSIS OF OTHER ORGANS A	Male	0	0	2	11	3	2	0	0	0	18
			Female	0	0	0	0	0	0	0	0	0	0
			Total	0	0	2	11	3	2	0	0	0	18
31	49	HUMAN IMMUNODEFICIENCY VIRUS[H	Male	0	0	0	0	0	2	0	0	0	2
			Female	0	0	0	0	0	0	0	0	0	0
			Total	0	0	0	0	0	2	0	0	0	2
32	50	MALIGNANT NEOPLASMS OF LIP, OR	Male	0	0	0	4	3	7	1	1	0	16
			Female	0	0	0	0	0	1	0	1	0	2
			Total	0	0	0	4	3	8	1	2	0	18
33	51	MALIGNANT NEOPLASM OF OESOPHAG	Male	0	0	1	2	2	3	2	1	0	11
			Female	0	0	0	0	0	0	0	0	0	0
			Total	0	0	1	2	2	3	2	1	0	11
34	52	MALIGNANT NEOPLASM OF STOMACH	Male	0	1	0	1	3	3	2	2	0	12
			Female	0	0	0	0	0	1	1	0	0	2
			Total	0	1	0	1	3	4	3	2	0	14
35	53	MALIGNANT NEOPLASMS OF LIVER A	Male	0	0	3	4	6	2	1	1	0	17
			Female	0	0	0	0	0	1	0	0	0	1
			Total	0	0	3	4	6	3	1	1	0	18
36	54	MALIGNANT NEOPLASMS OF LARYNX,	Male	0	1	1	11	7	4	3	3	0	30
			Female	0	0	0	0	0	0	0	1	0	1
			Total	0	1	1	11	7	4	3	4	0	31
37	56	OTHER MALIGNANT NEOPLASM OF FE	Male	0	0	0	0	0	0	0	0	0	0
			Female	0	0	0	0	0	0	0	1	0	1
			Total	0	0	0	0	0	0	0	1	0	1
38	57	MALIGNANT NEOPLASM OF PROSTATE	Male	0	0	0	0	0	0	0	1	0	1
			Female	0	0	0	0	0	0	0	0	0	0
			Total	0	0	0	0	0	0	0	1	0	1
39	58	MALIGNANT NEOPLASM OF BLADDER	Male	0	0	0	1	1	0	0	0	0	2
			Female	0	0	0	0	0	0	0	0	0	0
			Total	0	0	0	1	1	0	0	0	0	2
40	59	MALIGNANT NEOPLASMS OF MENINGE	Male	0	0	0	0	0	2	0	0	0	2
			Female	0	0	0	0	0	0	0	0	0	0
			Total	0	0	0	0	0	2	0	0	0	2
41	60	LEUKAEMIA	Male	0	0	1	1	0	0	1	0	0	3
			Female	0	0	0	0	0	0	0	0	0	0
			Total	0	0	1	1	0	0	1	0	0	3
42	61	OTHER PROTEIN-ENERGY MALNUTRIT	Male	0	0	1	0	2	0	0	0	0	3
			Female	0	0	0	1	0	0	0	0	0	1

TABLE D-20 DEATHS BY SELECTED CAUSE OF DEATH, AGE, SEX AND HABITS-(URBAN) - 2022

SL. NO.	Cause ID	Selected cause of death	Sex	Age of the Diseased									Total
				Below 15	15-24	25-34	35-44	45-54	55-64	65-69	70 & above	Age not Stated	
1		2	3	4	5	6	7	8	9	10	11	12	13
			Total	0	0	1	1	2	0	0	0	0	4
43	64	OTHER INFLAMMATORY DISEASES OF	Male	0	0	0	1	1	0	0	0	0	2
			Female	0	0	0	0	0	0	0	0	0	0
			Total	0	0	0	1	1	0	0	0	0	2
44	65	EPILEPSY	Male	0	0	2	1	2	1	0	1	0	7
			Female	0	0	0	0	0	0	0	0	0	0
			Total	0	0	2	1	2	1	0	1	0	7
45	66	HYPERTENSIVE HEART DISEASES	Male	0	1	8	11	19	12	8	9	0	68
			Female	0	0	0	0	0	1	1	1	0	3
			Total	0	1	8	11	19	13	9	10	0	71
46	67	ACUTE MYOCARDIAL INFARCTION	Male	0	2	22	55	70	40	18	28	0	235
			Female	0	0	0	1	4	1	1	3	0	10
			Total	0	2	22	56	74	41	19	31	0	245
47	68	ARTERIAL EMBOLISM AND THROMBOS	Male	0	0	1	0	1	0	0	1	0	3
			Female	0	0	0	0	0	0	0	0	0	0
			Total	0	0	1	0	1	0	0	1	0	3
48	69	BRONCHITIS ,BRONCHIOLITIS and	Male	0	0	2	0	1	1	2	1	0	7
			Female	0	0	0	0	0	0	0	0	0	0
			Total	0	0	2	0	1	1	2	1	0	7
49	71	PARALYTIC ILEUS AND INTESTINAL	Male	0	0	0	2	3	1	1	3	0	10
			Female	0	0	0	0	0	0	0	0	0	0
			Total	0	0	0	2	3	1	1	3	0	10
50	72	PERITONITIS	Male	0	1	1	2	0	0	0	0	0	4
			Female	0	0	0	0	0	0	0	0	0	0
			Total	0	1	1	2	0	0	0	0	0	4
51	73	CHOLELITHIASIS AND CHOLECYSTIT	Male	0	0	3	2	2	0	0	0	0	7
			Female	0	0	0	0	0	0	0	0	0	0
			Total	0	0	3	2	2	0	0	0	0	7
52	74	DISORDERS OF THE PANCREAS	Male	0	0	0	1	0	0	0	0	0	1
			Female	0	0	0	0	0	0	0	0	0	0
			Total	0	0	0	1	0	0	0	0	0	1
53	82	FEVER OF UNKNOWN ORIGIN	Male	0	0	1	4	2	1	0	0	0	8
			Female	0	0	0	0	0	0	0	0	0	0
			Total	0	0	1	4	2	1	0	0	0	8
54	83	SHOCK, NOT ELSEWHERE CLASSIFIE	Male	0	0	8	6	9	11	3	5	0	42
			Female	0	0	1	2	1	0	1	1	0	6
			Total	0	0	9	8	10	11	4	6	0	48
55	85	FRACTURE OF NECK,THORAX OR PEL	Male	0	0	1	0	0	0	0	0	0	1
			Female	0	0	0	0	0	0	0	0	0	0
			Total	0	0	1	0	0	0	0	0	0	1
56	87	FRACTURE OF LOWER LIMB	Male	0	0	0	1	0	0	0	0	0	1
			Female	0	0	0	0	0	0	1	0	0	1
			Total	0	0	0	1	0	0	1	0	0	2
57	89	INTRACRANIAL AND INTERNAL INJU	Male	0	0	1	1	2	1	0	0	0	5
			Female	0	0	0	0	0	0	0	0	0	0
			Total	0	0	1	1	2	1	0	0	0	5
58	90	CRUSHING INJURIES AND TRAUMATI	Male	0	0	0	1	0	0	0	0	0	1
			Female	0	0	0	0	0	0	0	0	0	0
			Total	0	0	0	1	0	0	0	0	0	1
59	91	OTHER INJURIES OF SPECIFIED,UN	Male	0	0	0	3	0	0	0	0	0	3
			Female	0	0	0	0	0	0	0	0	0	0
			Total	0	0	0	3	0	0	0	0	0	3
60	94	WATER TRANSPORT ACCIDENTS	Male	0	0	0	1	0	0	0	0	0	1
			Female	0	0	0	0	0	0	0	0	0	0
			Total	0	0	0	1	0	0	0	0	0	1

TABLE D-20 DEATHS BY SELECTED CAUSE OF DEATH, AGE, SEX AND HABITS-(URBAN) - 2022

SL. NO.	Cause ID	Selected cause of death	Sex	Age of the Diseased									Total
				Below 15	15-24	25-34	35-44	45-54	55-64	65-69	70 & above	Age not Stated	
1	2	3	4	5	6	7	8	9	10	11	12	13	
61	96	ALL OTHER TRANSPORT ACCIDENTS	Male	0	0	3	0	0	1	0	0	0	4
			Female	0	0	0	0	0	0	0	1	0	1
			Total	0	0	3	0	0	1	0	1	0	5
62	97	ACCIDENTAL DROWING AND SUBMERS	Male	0	0	0	1	2	3	1	1	0	8
			Female	0	0	0	0	0	0	0	0	0	0
			Total	0	0	0	1	2	3	1	1	0	8
63	102	ACCIDENTAL POISONING BY AND E	Male	0	1	0	0	0	0	0	1	0	2
			Female	0	0	0	0	0	0	0	0	0	0
			Total	0	1	0	0	0	0	0	1	0	2
64	104	SUN STROKE	Male	0	0	0	1	0	2	1	0	0	4
			Female	0	0	0	0	0	0	0	0	0	0
			Total	0	0	0	1	0	2	1	0	0	4
65	106	DENGUE FEVER	Male	0	0	1	0	0	0	0	0	0	1
			Female	0	0	0	0	0	0	0	0	0	0
			Total	0	0	1	0	0	0	0	0	0	1
		Total	Male	0	17	160	297	289	217	90	158	0	1228
			Female	0	0	2	8	13	16	8	20	0	67
			Total	0	0	0	0	2	1	0	3	0	1295
		All habits											
1	4	DIARRHOEA AND GASTROENTERITIS	Male	0	0	0	0	1	1	0	2	0	4
			Female	0	0	0	0	0	0	0	0	0	0
			Total	0	0	0	0	1	1	0	2	0	4
2	5	RESPIRATORY TUBERCULOSIS	Male	0	0	1	3	4	5	1	3	0	17
			Female	0	0	0	0	0	0	0	0	0	0
			Total	0	0	1	3	4	5	1	3	0	17
3	14	OTHER AND UNSPECIFIED NEOPLASM	Male	0	0	2	1	3	4	3	4	0	17
			Female	0	0	0	1	0	1	0	0	0	2
			Total	0	0	2	2	3	5	3	4	0	19
4	15	DIABETES MELLITUS	Male	0	0	0	2	8	6	1	3	0	20
			Female	0	0	0	0	0	0	0	0	0	0
			Total	0	0	0	2	8	6	1	3	0	20
5	16	OTHER ANAEMIAS(D50-D55,D57-D64	Male	0	0	0	3	1	2	0	0	0	6
			Female	0	0	0	0	1	0	0	0	0	1
			Total	0	0	0	3	2	2	0	0	0	7
6	17	OTHER VIRAL ENCEPHALITIS	Male	0	0	1	0	0	0	1	0	0	2
			Female	0	0	0	0	0	0	0	0	0	0
			Total	0	0	1	0	0	0	1	0	0	2
7	18	OTHER FORMS OF HEART DISEASES	Male	0	2	9	13	18	16	6	17	0	81
			Female	0	0	0	0	0	1	1	0	0	2
			Total	0	2	9	13	18	17	7	17	0	83
8	19	PNEUMONIA	Male	0	2	6	11	6	14	3	7	0	49
			Female	0	0	0	0	0	0	1	0	0	1
			Total	0	2	6	11	6	14	4	7	0	50
10	21	ASTHMA	Male	0	0	1	2	3	6	0	6	0	18
			Female	0	0	0	0	0	1	0	0	0	1
			Total	0	0	1	2	3	7	0	6	0	19
11	22	OTHER VIRAL HEPATITIS (Jaundic	Male	0	0	3	3	2	2	0	0	0	10
			Female	0	0	0	0	0	0	0	0	0	0
			Total	0	0	3	3	2	2	0	0	0	10
12	23	DISEASES OF THE LIVER	Male	0	0	17	31	20	9	1	1	0	79
			Female	0	0	0	0	1	1	0	0	0	2
			Total	0	0	17	31	21	10	1	1	0	81
13	24	GASTRIC AND DUODENAL ULCER	Male	0	0	0	0	1	0	0	2	0	3
			Female	0	0	0	0	0	0	0	0	0	0
			Total	0	0	0	0	1	0	0	2	0	3
14	30	CEREBROVASCULAR DISEASES	Male	0	0	0	0	5	2	5	2	0	14
			Female	0	0	0	0	1	0	0	0	0	1

TABLE D-20 DEATHS BY SELECTED CAUSE OF DEATH, AGE, SEX AND HABITS-(URBAN) - 2022

SL. NO.	Cause ID	Selected cause of death	Sex	Age of the Diseased										Total
				Below 15	15-24	25-34	35-44	45-54	55-64	65-69	70 & above	Age not Stated		
1		2	3	4	5	6	7	8	9	10	11	12	13	
			Total	0	0	0	0	6	2	5	2	0	15	
15	31	SENILITY	Male	0	0	0	0	0	1	6	10	0	17	
			Female	0	0	0	0	0	0	0	2	0	2	
			Total	0	0	0	0	0	1	6	12	0	19	
16	32	Others not else where classifi	Male	0	0	2	0	0	4	0	1	0	7	
			Female	0	0	0	0	0	0	0	0	0	0	
			Total	0	0	2	0	0	4	0	1	0	7	
17	33	BITES OF SNAKES AND OTHER VENO	Male	0	0	0	0	1	1	0	0	0	2	
			Female	0	0	0	0	0	0	0	0	0	0	
			Total	0	0	0	0	1	1	0	0	0	2	
18	34	BURNS AND CORROSIONS	Male	0	0	0	1	1	0	0	0	0	2	
			Female	0	0	0	0	0	0	0	0	0	0	
			Total	0	0	0	1	1	0	0	0	0	2	
19	35	ACCIDENTAL FALLS	Male	0	0	3	2	0	0	0	1	0	6	
			Female	0	0	0	0	0	0	0	0	0	0	
			Total	0	0	3	2	0	0	0	1	0	6	
20	36	POISONINGS BY DRUGS AND BIOLOG	Male	0	0	3	2	1	2	4	2	0	14	
			Female	0	0	0	0	0	0	0	0	0	0	
			Total	0	0	3	2	1	2	4	2	0	14	
21	37	MOTOR VEHICLE TRAFFIC ACCIDENT	Male	0	0	2	0	1	0	0	0	0	3	
			Female	0	0	0	0	0	0	0	0	0	0	
			Total	0	0	2	0	1	0	0	0	0	3	
22	38	OTHER ROAD VEHICLE ACCIDENTS	Male	0	0	1	2	0	0	0	0	0	3	
			Female	0	0	0	0	0	0	0	0	0	0	
			Total	0	0	1	2	0	0	0	0	0	3	
23	39	INTENTIONAL SELF-HARM(SUICIDE-	Male	0	1	6	11	6	4	0	0	0	28	
			Female	0	0	0	0	0	0	0	0	0	0	
			Total	0	1	6	11	6	4	0	0	0	28	
24	40	ASSAULT(HOMICIDE)	Male	0	0	1	0	0	0	0	0	0	1	
			Female	0	0	0	0	0	0	0	0	0	0	
			Total	0	0	1	0	0	0	0	0	0	1	
25	42	Viral Fever	Male	0	0	2	3	0	0	0	1	0	6	
			Female	0	0	0	0	0	0	0	0	0	0	
			Total	0	0	2	3	0	0	0	1	0	6	
26	43	RENAL FAILURE and OTHER DISORD	Male	0	2	5	13	11	7	2	5	0	45	
			Female	0	0	0	1	0	0	0	0	0	1	
			Total	0	2	5	14	11	7	2	5	0	46	
27	44	SEPTICAEMIA	Male	0	0	5	8	8	3	4	4	0	32	
			Female	0	0	0	0	0	1	0	0	0	1	
			Total	0	0	5	8	8	4	4	4	0	33	
28	46	COVID 19 VIRUS IDENTIFIED	Male	0	0	0	0	2	0	0	1	0	3	
			Female	0	0	0	0	0	0	0	0	0	0	
			Total	0	0	0	0	2	0	0	1	0	3	
29	47	TUBERCULOSIS OF OTHER ORGANS A	Male	0	0	2	11	3	2	0	0	0	18	
			Female	0	0	0	0	0	0	0	0	0	0	
			Total	0	0	2	11	3	2	0	0	0	18	
30	49	HUMAN IMMUNODEFICIENCY VIRUS[H	Male	0	0	0	0	0	2	0	0	0	2	
			Female	0	0	0	0	0	0	0	0	0	0	
			Total	0	0	0	0	0	2	0	0	0	2	
31	50	MALIGNANT NEOPLASMS OF LIP, OR	Male	0	0	0	4	2	6	1	0	0	13	
			Female	0	0	0	0	0	0	0	0	0	0	
			Total	0	0	0	4	2	6	1	0	0	13	
32	51	MALIGNANT NEOPLASM OF OESOPHAG	Male	0	0	1	2	2	3	2	1	0	11	
			Female	0	0	0	0	0	0	0	0	0	0	
			Total	0	0	1	2	2	3	2	1	0	11	

TABLE D-20 DEATHS BY SELECTED CAUSE OF DEATH, AGE, SEX AND HABITS-(URBAN) - 2022

SL. NO.	Cause ID	Selected cause of death	Sex	Age of the Diseased									Total
				Below 15	15-24	25-34	35-44	45-54	55-64	65-69	70 & above	Age not Stated	
1	2	3	4	5	6	7	8	9	10	11	12	13	
33	52	MALIGNANT NEOPLASM OF STOMACH	Male	0	1	0	1	2	3	2	2	0	11
			Female	0	0	0	0	0	1	1	0	0	2
			Total	0	1	0	1	2	4	3	2	0	13
34	53	MALIGNANT NEOPLASMS OF LIVER A	Male	0	0	3	2	3	1	1	1	0	11
			Female	0	0	0	0	0	0	0	0	0	0
			Total	0	0	3	2	3	1	1	1	0	11
35	54	MALIGNANT NEOPLASMS OF LARYNX,	Male	0	1	1	7	5	3	3	3	0	23
			Female	0	0	0	0	0	0	0	0	0	0
			Total	0	1	1	7	5	3	3	3	0	23
36	57	MALIGNANT NEOPLASM OF PROSTATE	Male	0	0	0	0	0	0	0	1	0	1
			Female	0	0	0	0	0	0	0	0	0	0
			Total	0	0	0	0	0	0	0	1	0	1
37	58	MALIGNANT NEOPLASM OF BLADDER	Male	0	0	0	0	1	0	0	0	0	1
			Female	0	0	0	0	0	0	0	0	0	0
			Total	0	0	0	0	1	0	0	0	0	1
38	59	MALIGNANT NEOPLASMS OF MENINGE	Male	0	0	0	0	0	1	0	0	0	1
			Female	0	0	0	0	0	0	0	0	0	0
			Total	0	0	0	0	0	1	0	0	0	1
39	60	LEUKAEMIA	Male	0	0	1	1	0	0	1	0	0	3
			Female	0	0	0	0	0	0	0	0	0	0
			Total	0	0	1	1	0	0	1	0	0	3
40	61	OTHER PROTEIN-ENERGY MALNUTRIT	Male	0	0	1	0	2	0	0	0	0	3
			Female	0	0	0	0	0	0	0	0	0	0
			Total	0	0	1	0	2	0	0	0	0	3
41	64	OTHER INFLAMMATORY DISEASES OF	Male	0	0	0	1	1	0	0	0	0	2
			Female	0	0	0	0	0	0	0	0	0	0
			Total	0	0	0	1	1	0	0	0	0	2
42	65	EPILEPSY	Male	0	0	1	1	1	0	0	0	0	3
			Female	0	0	0	0	0	0	0	0	0	0
			Total	0	0	1	1	1	0	0	0	0	3
43	66	HYPERTENSIVE HEART DISEASES	Male	0	1	8	8	13	10	7	7	0	54
			Female	0	0	0	0	0	0	1	1	0	2
			Total	0	1	8	8	13	10	8	8	0	56
44	67	ACUTE MYOCARDIAL INFARCTION	Male	0	1	15	37	54	31	15	25	0	178
			Female	0	0	0	0	0	0	0	1	0	1
			Total	0	1	15	37	54	31	15	26	0	179
45	68	ARTERIAL EMBOLISM AND THROMBOS	Male	0	0	1	0	0	0	0	1	0	2
			Female	0	0	0	0	0	0	0	0	0	0
			Total	0	0	1	0	0	0	0	1	0	2
46	69	BRONCHITIS ,BRONCHIOLITIS and	Male	0	0	2	0	1	1	1	1	0	6
			Female	0	0	0	0	0	0	0	0	0	0
			Total	0	0	2	0	1	1	1	1	0	6
47	71	PARALYTIC ILEUS AND INTESTINAL	Male	0	0	0	1	2	0	1	2	0	6
			Female	0	0	0	0	0	0	0	0	0	0
			Total	0	0	0	1	2	0	1	2	0	6
48	72	PERITONITIS	Male	0	0	0	1	0	0	0	0	0	1
			Female	0	0	0	0	0	0	0	0	0	0
			Total	0	0	0	1	0	0	0	0	0	1
49	73	CHOLELITHIASIS AND CHOLECYSTIT	Male	0	0	3	1	2	0	0	0	0	6
			Female	0	0	0	0	0	0	0	0	0	0
			Total	0	0	3	1	2	0	0	0	0	6
50	74	DISORDERS OF THE PANCREAS	Male	0	0	0	1	0	0	0	0	0	1
			Female	0	0	0	0	0	0	0	0	0	0
			Total	0	0	0	1	0	0	0	0	0	1
51	82	FEVER OF UNKNOWN ORIGIN	Male	0	0	1	3	0	1	0	0	0	5
			Female	0	0	0	0	0	0	0	0	0	0

TABLE D-20 DEATHS BY SELECTED CAUSE OF DEATH, AGE, SEX AND HABITS-(URBAN) - 2022

SL. NO.	Cause ID	Selected cause of death	Sex	Age of the Diseased									Total	
				Below 15	15-24	25-34	35-44	45-54	55-64	65-69	70 & above	Age not Stated		
				4	5	6	7	8	9	10	11	12		13
			Total	0	0	1	3	0	1	0	0	0	0	5
52	83	SHOCK, NOT ELSEWHERE CLASSIFIE	Male	0	0	6	4	8	7	2	4	0	0	31
			Female	0	0	0	0	0	0	0	0	0	0	0
			Total	0	0	6	4	8	7	2	4	0	0	31
53	87	FRACTURE OF LOWER LIMB	Male	0	0	0	1	0	0	0	0	0	0	1
			Female	0	0	0	0	0	0	0	0	0	0	0
			Total	0	0	0	1	0	0	0	0	0	0	1
54	89	INTRACRANIAL AND INTERNAL INJU	Male	0	0	0	1	1	1	0	0	0	0	3
			Female	0	0	0	0	0	0	0	0	0	0	0
			Total	0	0	0	1	1	1	0	0	0	0	3
55	91	OTHER INJURIES OF SPECIFIED,UN	Male	0	0	0	3	0	0	0	0	0	0	3
			Female	0	0	0	0	0	0	0	0	0	0	0
			Total	0	0	0	3	0	0	0	0	0	0	3
56	96	ALL OTHER TRANSPORT ACCIDENTS	Male	0	0	3	0	0	1	0	0	0	0	4
			Female	0	0	0	0	0	0	0	0	0	0	0
			Total	0	0	3	0	0	1	0	0	0	0	4
57	97	ACCIDENTAL DROWING AND SUBMERS	Male	0	0	0	0	2	2	0	1	0	0	5
			Female	0	0	0	0	0	0	0	0	0	0	0
			Total	0	0	0	0	2	2	0	1	0	0	5
58	102	ACCIDENTAL POISONING BY AND E	Male	0	0	0	0	0	0	0	1	0	0	1
			Female	0	0	0	0	0	0	0	0	0	0	0
			Total	0	0	0	0	0	0	0	1	0	0	1
59	104	SUN STROKE	Male	0	0	0	1	0	2	1	0	0	0	4
			Female	0	0	0	0	0	0	0	0	0	0	0
			Total	0	0	0	1	0	2	1	0	0	0	4
60	106	DENGUE FEVER	Male	0	0	1	0	0	0	0	0	0	0	1
			Female	0	0	0	0	0	0	0	0	0	0	0
			Total	0	0	1	0	0	0	0	0	0	0	1
		Total	Male	0	11	120	203	208	166	74	122	0	0	904
			Female	0	0	0	2	3	6	4	4	0	0	19
			Total	0	0	0	0	1	1	0	2	0	0	923
		Smoking & chewing Tobacco												
1	2	TYPHOID FEVER AND PARATYPHOID	Male	0	0	0	0	0	1	0	1	0	0	2
			Female	0	0	0	0	0	0	0	0	0	0	0
			Total	0	0	0	0	0	1	0	1	0	0	2
2	4	DIARRHOEA AND GASTROENTERITIS	Male	0	0	0	1	1	1	0	2	0	0	5
			Female	0	0	0	0	0	0	0	0	0	0	0
			Total	0	0	0	1	1	1	0	2	0	0	5
3	5	RESPIRATORY TUBERCULOSIS	Male	0	0	3	9	10	13	4	6	0	0	45
			Female	0	0	0	0	0	0	0	0	0	0	0
			Total	0	0	3	9	10	13	4	6	0	0	45
4	14	OTHER AND UNSPECIFIED NEOPLASM	Male	0	0	2	2	4	11	5	7	0	0	31
			Female	0	0	0	1	2	1	1	1	0	0	6
			Total	0	0	2	3	6	12	6	8	0	0	37
5	15	DIABETES MELLITUS	Male	0	0	2	3	12	14	3	5	0	0	39
			Female	0	0	0	0	0	0	0	0	0	0	0
			Total	0	0	2	3	12	14	3	5	0	0	39
6	16	OTHER ANAEMIAS(D50-D55,D57-D64	Male	0	0	1	4	1	3	1	0	0	0	10
			Female	0	0	0	0	1	0	0	0	0	0	1
			Total	0	0	1	4	2	3	1	0	0	0	11
7	17	OTHER VIRAL ENCEPHALITIS	Male	0	0	2	0	0	0	1	0	0	0	3
			Female	0	0	0	0	0	0	0	0	0	0	0
			Total	0	0	2	0	0	0	1	0	0	0	3
8	18	OTHER FORMS OF HEART DISEASES	Male	0	3	13	23	31	33	11	40	0	0	154
			Female	0	0	0	0	0	2	1	0	0	0	3
			Total	0	3	13	23	31	35	12	40	0	0	157

TABLE D-20 DEATHS BY SELECTED CAUSE OF DEATH, AGE, SEX AND HABITS-(URBAN) - 2022

SL. NO.	Cause ID	Selected cause of death	Sex	Age of the Diseased									Total
				Below 15	15-24	25-34	35-44	45-54	55-64	65-69	70 & above	Age not Stated	
1	2	3	4	5	6	7	8	9	10	11	12	13	
9	19	PNEUMONIA	Male	0	2	6	14	14	16	4	11	0	67
			Female	0	0	0	0	0	0	1	0	0	1
			Total	0	2	6	14	14	16	5	11	0	68
10	20	INFLUENZA	Male	0	0	0	0	0	1	0	0	0	1
			Female	0	0	0	0	0	0	0	0	0	0
			Total	0	0	0	0	0	1	0	0	0	1
11	21	ASTHMA	Male	0	0	2	3	5	11	5	10	0	36
			Female	0	0	0	0	0	1	0	1	0	2
			Total	0	0	2	3	5	12	5	11	0	38
12	22	OTHER VIRAL HEPATITIS (Jaundic	Male	0	0	3	4	4	2	0	0	0	13
			Female	0	0	0	0	0	0	0	0	0	0
			Total	0	0	3	4	4	2	0	0	0	13
13	23	DISEASES OF THE LIVER	Male	0	0	21	48	35	12	1	3	0	120
			Female	0	0	0	0	1	3	1	1	0	6
			Total	0	0	21	48	36	15	2	4	0	126
14	24	GASTRIC AND DUODENAL ULCER	Male	0	0	0	0	1	1	0	2	0	4
			Female	0	0	0	0	0	0	0	0	0	0
			Total	0	0	0	0	1	1	0	2	0	4
15	25	DISEASES OF APPENDIX	Male	0	0	0	1	0	0	0	0	0	1
			Female	0	0	0	0	0	0	0	0	0	0
			Total	0	0	0	1	0	0	0	0	0	1
16	26	Genital Urinary system	Male	0	0	0	1	0	1	0	0	0	2
			Female	0	0	0	0	0	0	0	0	0	0
			Total	0	0	0	1	0	1	0	0	0	2
17	30	CEREBROVASCULAR DISEASES	Male	0	0	1	0	7	4	9	6	0	27
			Female	0	0	0	0	1	0	0	0	0	1
			Total	0	0	1	0	8	4	9	6	0	28
18	31	SENILITY	Male	0	0	0	0	0	2	10	24	0	36
			Female	0	0	0	0	0	0	0	3	0	3
			Total	0	0	0	0	0	2	10	27	0	39
19	32	Others not else where classifi	Male	0	1	2	2	2	6	0	1	0	14
			Female	0	0	0	0	0	0	0	0	0	0
			Total	0	1	2	2	2	6	0	1	0	14
20	33	BITES OF SNAKES AND OTHER VENO	Male	0	0	0	0	1	2	0	0	0	3
			Female	0	0	0	0	0	0	0	0	0	0
			Total	0	0	0	0	1	2	0	0	0	3
21	34	BURNS AND CORROSIONS	Male	0	0	1	2	1	0	0	0	0	4
			Female	0	0	0	0	0	0	0	0	0	0
			Total	0	0	1	2	1	0	0	0	0	4
22	35	ACCIDENTAL FALLS	Male	0	0	3	2	0	2	0	1	0	8
			Female	0	0	0	0	0	0	0	0	0	0
			Total	0	0	3	2	0	2	0	1	0	8
23	36	POISONINGS BY DRUGS AND BIOLOG	Male	0	0	4	4	3	4	4	2	0	21
			Female	0	0	0	0	0	0	0	0	0	0
			Total	0	0	4	4	3	4	4	2	0	21
24	37	MOTOR VEHICLE TRAFFIC ACCIDENT	Male	0	0	2	1	1	0	0	0	0	4
			Female	0	0	0	0	0	0	0	0	0	0
			Total	0	0	2	1	1	0	0	0	0	4
25	38	OTHER ROAD VEHICLE ACCIDENTS	Male	0	0	2	3	1	0	1	1	0	8
			Female	0	0	0	0	0	0	0	0	0	0
			Total	0	0	2	3	1	0	1	1	0	8
26	39	INTENTIONAL SELF-HARM(SUICIDE-	Male	0	3	10	14	8	4	0	0	0	39
			Female	0	0	0	0	0	0	0	0	0	0
			Total	0	3	10	14	8	4	0	0	0	39
27	40	ASSAULT(HOMICIDE)	Male	0	0	1	1	0	0	0	0	0	2
			Female	0	0	0	0	0	0	0	0	0	0

TABLE D-20 DEATHS BY SELECTED CAUSE OF DEATH, AGE, SEX AND HABITS-(URBAN) - 2022

SL. NO.	Cause ID	Selected cause of death	Sex	Age of the Diseased									Total
				Below 15	15-24	25-34	35-44	45-54	55-64	65-69	70 & above	Age not Stated	
1		2	3	4	5	6	7	8	9	10	11	12	13
			Total	0	0	1	1	0	0	0	0	0	2
28	42	Viral Fever	Male	0	0	2	5	1	0	0	1	0	9
			Female	0	0	0	0	0	0	0	0	0	0
			Total	0	0	2	5	1	0	0	1	0	9
29	43	RENAL FAILURE and OTHER DISORD	Male	0	2	7	21	18	11	3	8	0	70
			Female	0	0	0	1	0	0	0	0	0	1
			Total	0	2	7	22	18	11	3	8	0	71
30	44	SEPTICAEMIA	Male	0	0	9	10	10	10	5	5	0	49
			Female	0	0	0	0	1	2	1	1	0	5
			Total	0	0	9	10	11	12	6	6	0	54
31	45	Syphilis	Male	0	0	0	1	0	0	0	0	0	1
			Female	0	0	0	0	0	0	0	0	0	0
			Total	0	0	0	1	0	0	0	0	0	1
32	46	COVID 19 VIRUS IDENTIFIED	Male	0	0	0	0	2	0	0	1	0	3
			Female	0	0	0	0	0	0	0	0	0	0
			Total	0	0	0	0	2	0	0	1	0	3
33	47	TUBERCULOSIS OF OTHER ORGANS A	Male	0	1	5	13	6	4	1	2	0	32
			Female	0	0	0	0	0	0	0	0	0	0
			Total	0	1	5	13	6	4	1	2	0	32
34	49	HUMAN IMMUNODEFICIENCY VIRUS[H	Male	0	0	0	0	1	2	0	0	0	3
			Female	0	0	0	0	0	0	0	0	0	0
			Total	0	0	0	0	1	2	0	0	0	3
35	50	MALIGNANT NEOPLASMS OF LIP, OR	Male	0	0	0	8	8	9	3	2	0	30
			Female	0	0	0	0	0	1	0	1	0	2
			Total	0	0	0	8	8	10	3	3	0	32
36	51	MALIGNANT NEOPLASM OF OESOPHAG	Male	0	0	1	3	2	4	2	1	0	13
			Female	0	0	0	0	1	0	0	1	0	2
			Total	0	0	1	3	3	4	2	2	0	15
37	52	MALIGNANT NEOPLASM OF STOMACH	Male	0	1	0	1	5	3	2	2	0	14
			Female	0	0	0	0	0	1	1	0	0	2
			Total	0	1	0	1	5	4	3	2	0	16
38	53	MALIGNANT NEOPLASMS OF LIVER A	Male	0	0	3	2	3	3	1	1	0	13
			Female	0	0	0	0	0	0	0	0	0	0
			Total	0	0	3	2	3	3	1	1	0	13
39	54	MALIGNANT NEOPLASMS OF LARYNX,	Male	0	1	1	8	5	8	5	6	0	34
			Female	0	0	0	0	0	0	0	0	0	0
			Total	0	1	1	8	5	8	5	6	0	34
40	57	MALIGNANT NEOPLASM OF PROSTATE	Male	0	0	0	0	0	0	1	2	0	3
			Female	0	0	0	0	0	0	0	0	0	0
			Total	0	0	0	0	0	0	1	2	0	3
41	58	MALIGNANT NEOPLASM OF BLADDER	Male	0	0	0	0	1	1	0	0	0	2
			Female	0	0	0	0	0	0	0	0	0	0
			Total	0	0	0	0	1	1	0	0	0	2
42	59	MALIGNANT NEOPLASMS OF MENINGE	Male	0	0	0	1	0	1	0	0	0	2
			Female	0	0	0	0	0	0	0	0	0	0
			Total	0	0	0	1	0	1	0	0	0	2
43	60	LEUKAEMIA	Male	0	0	1	2	0	0	1	0	0	4
			Female	0	0	0	0	0	0	0	0	0	0
			Total	0	0	1	2	0	0	1	0	0	4
44	61	OTHER PROTEIN-ENERGY MALNUTRIT	Male	0	0	1	0	3	1	0	0	0	5
			Female	0	0	0	0	0	0	0	0	0	0
			Total	0	0	1	0	3	1	0	0	0	5
45	64	OTHER INFLAMMATORY DISEASES OF	Male	0	0	0	2	2	2	0	1	0	7
			Female	0	0	0	0	0	0	0	0	0	0
			Total	0	0	0	2	2	2	0	1	0	7

TABLE D-20 DEATHS BY SELECTED CAUSE OF DEATH, AGE, SEX AND HABITS-(URBAN) - 2022

SL. NO.	Cause ID	Selected cause of death	Sex	Age of the Diseased									Total
				Below 15	15-24	25-34	35-44	45-54	55-64	65-69	70 & above	Age not Stated	
1	2	3	4	5	6	7	8	9	10	11	12	13	
46	65	EPILEPSY	Male	0	1	2	2	1	1	0	0	0	7
			Female	0	0	0	0	0	0	0	0	0	0
			Total	0	1	2	2	1	1	0	0	0	7
47	66	HYPERTENSIVE HEART DISEASES	Male	0	1	8	17	26	20	11	11	0	94
			Female	0	0	0	0	0	0	1	1	0	2
			Total	0	1	8	17	26	20	12	12	0	96
48	67	ACUTE MYOCARDIAL INFARCTION	Male	0	2	19	59	92	58	27	42	0	299
			Female	0	0	0	0	0	1	3	2	0	6
			Total	0	2	19	59	92	59	30	44	0	305
49	68	ARTERIAL EMBOLISM AND THROMBOS	Male	0	0	1	0	0	0	0	1	0	2
			Female	0	0	0	0	0	0	0	0	0	0
			Total	0	0	1	0	0	0	0	1	0	2
50	69	BRONCHITIS ,BRONCHIOLITIS and	Male	0	0	4	0	3	2	3	5	0	17
			Female	0	0	0	0	0	0	0	0	0	0
			Total	0	0	4	0	3	2	3	5	0	17
51	71	PARALYTIC ILEUS AND INTESTINAL	Male	0	0	0	1	6	1	3	3	0	14
			Female	0	0	0	0	0	0	0	0	0	0
			Total	0	0	0	1	6	1	3	3	0	14
52	72	PERITONITIS	Male	0	0	0	1	1	0	0	0	0	2
			Female	0	0	0	0	0	0	0	0	0	0
			Total	0	0	0	1	1	0	0	0	0	2
53	73	CHOLELITHIASIS AND CHOLECYSTIT	Male	0	0	3	2	2	0	3	0	0	10
			Female	0	0	0	0	0	0	0	0	0	0
			Total	0	0	3	2	2	0	3	0	0	10
54	74	DISORDERS OF THE PANCREAS	Male	0	0	0	2	0	0	0	1	0	3
			Female	0	0	0	0	0	0	0	0	0	0
			Total	0	0	0	2	0	0	0	1	0	3
55	82	FEVER OF UNKNOWN ORIGIN	Male	0	1	1	3	1	2	0	0	0	8
			Female	0	0	0	0	0	0	0	0	0	0
			Total	0	1	1	3	1	2	0	0	0	8
56	83	SHOCK, NOT ELSEWHERE CLASSIFIE	Male	0	0	9	5	17	14	3	8	0	56
			Female	0	0	0	1	0	0	1	0	0	2
			Total	0	0	9	6	17	14	4	8	0	58
57	84	FRACTURE OF SKULL AND FACIAL B	Male	0	0	0	1	0	0	0	0	0	1
			Female	0	0	0	0	0	0	0	0	0	0
			Total	0	0	0	1	0	0	0	0	0	1
58	85	FRACTURE OF NECK,THORAX OR PEL	Male	0	0	0	0	0	0	0	0	0	0
			Female	0	0	0	0	0	0	0	1	0	1
			Total	0	0	0	0	0	0	0	1	0	1
59	86	FRACTURE OF UPPER LIMB	Male	0	0	1	0	0	0	0	1	0	2
			Female	0	0	0	0	0	0	0	0	0	0
			Total	0	0	1	0	0	0	0	1	0	2
60	87	FRACTURE OF LOWER LIMB	Male	0	0	0	1	0	0	0	0	0	1
			Female	0	0	0	0	0	0	0	0	0	0
			Total	0	0	0	1	0	0	0	0	0	1
61	88	FRACTURES INVOLVING MULTIPLE B	Male	0	0	0	1	0	0	0	0	0	1
			Female	0	0	0	0	0	0	0	0	0	0
			Total	0	0	0	1	0	0	0	0	0	1
62	89	INTRACRANIAL AND INTERNAL INJU	Male	0	0	1	1	1	1	0	0	0	4
			Female	0	0	0	0	0	0	0	0	0	0
			Total	0	0	1	1	1	1	0	0	0	4
63	90	CRUSHING INJURIES AND TRAUMATI	Male	0	0	1	0	0	0	0	0	0	1
			Female	0	0	0	0	0	0	0	0	0	0
			Total	0	0	1	0	0	0	0	0	0	1
64	91	OTHER INJURIES OF SPECIFIED,UN	Male	0	0	0	3	3	0	0	1	0	7
			Female	0	0	0	0	0	0	0	0	0	0

TABLE D-20 DEATHS BY SELECTED CAUSE OF DEATH, AGE, SEX AND HABITS-(URBAN) - 2022

SL. NO.	Cause ID	Selected cause of death	Sex	Age of the Diseased									Total
				Below 15	15-24	25-34	35-44	45-54	55-64	65-69	70 & above	Age not Stated	
1	2	3	4	5	6	7	8	9	10	11	12	13	
		Total		0	0	0	3	3	0	0	1	0	7
65	96	ALL OTHER TRANSPORT ACCIDENTS	Male	0	0	3	0	0	1	1	0	0	5
			Female	0	0	0	0	0	0	0	0	0	0
		Total		0	0	3	0	0	1	1	0	0	5
66	97	ACCIDENTAL DROWING AND SUBMERS	Male	0	0	0	2	2	2	0	1	0	7
			Female	0	0	0	0	0	0	0	0	0	0
		Total		0	0	0	2	2	2	0	1	0	7
67	102	ACCIDENTAL POISONING BY AND E	Male	0	0	0	1	0	0	0	1	0	2
			Female	0	0	0	0	0	0	0	0	0	0
		Total		0	0	0	1	0	0	0	1	0	2
68	104	SUN STROKE	Male	0	0	0	1	0	5	2	1	0	9
			Female	0	0	0	0	0	0	0	0	0	0
		Total		0	0	0	1	0	5	2	1	0	9
69	105	COVID 19 VIRUS NOT IDENTIFIED	Male	0	0	0	0	0	1	0	0	0	1
			Female	0	0	0	0	0	0	0	1	0	1
		Total		0	0	0	0	0	1	0	1	0	2
70	106	DENGUE FEVER	Male	0	0	1	0	0	1	0	0	0	2
			Female	0	0	0	0	0	0	0	0	0	0
		Total		0	0	1	0	0	1	0	0	0	2
		Total	Male	0	19	165	322	364	312	136	230	0	1548
			Female	0	0	0	3	7	12	11	14	0	47
			Total	0	0	0	0	0	1	0	1	0	1595
		Smoking & chewing Arecanut											
1	3	FOOD POISONING	Male	0	1	0	0	0	0	0	0	0	1
			Female	0	0	0	0	0	0	0	0	0	0
		Total		0	1	0	0	0	0	0	0	0	1
2	4	DIARRHOEA AND GASTROENTERITIS	Male	0	0	0	1	1	1	1	2	0	6
			Female	0	0	0	0	0	0	0	0	0	0
		Total		0	0	0	1	1	1	1	2	0	6
3	5	RESPIRATORY TUBERCULOSIS	Male	0	0	1	5	7	8	2	5	0	28
			Female	0	0	0	0	0	0	0	0	0	0
		Total		0	0	1	5	7	8	2	5	0	28
4	14	OTHER AND UNSPECIFIED NEOPLASM	Male	0	0	4	1	5	4	5	5	0	24
			Female	0	0	0	0	0	0	0	0	0	0
		Total		0	0	4	1	5	4	5	5	0	24
5	15	DIABETES MELLITUS	Male	0	0	0	3	9	9	2	6	0	29
			Female	0	0	0	0	0	0	0	0	0	0
		Total		0	0	0	3	9	9	2	6	0	29
6	16	OTHER ANAEMIAS(D50-D55,D57-D64	Male	0	0	0	4	2	3	0	0	0	9
			Female	0	0	0	0	0	0	0	0	0	0
		Total		0	0	0	4	2	3	0	0	0	9
7	17	OTHER VIRAL ENCEPHALITIS	Male	0	0	3	0	0	0	1	0	0	4
			Female	0	0	0	0	0	0	0	0	0	0
		Total		0	0	3	0	0	0	1	0	0	4
8	18	OTHER FORMS OF HEART DISEASES	Male	0	2	13	20	29	34	9	29	0	136
			Female	0	0	0	0	0	0	0	0	0	0
		Total		0	2	13	20	29	34	9	29	0	136
9	19	PNEUMONIA	Male	0	2	7	16	8	19	3	7	0	62
			Female	0	0	0	0	0	0	0	0	0	0
		Total		0	2	7	16	8	19	3	7	0	62
10	21	ASTHMA	Male	0	0	1	4	5	13	5	12	0	40
			Female	0	0	0	0	0	0	0	0	0	0
		Total		0	0	1	4	5	13	5	12	0	40
11	22	OTHER VIRAL HEPATITIS (Jaundic	Male	0	0	3	5	3	4	0	0	0	15
			Female	0	0	0	0	0	0	0	0	0	0
		Total		0	0	3	5	3	4	0	0	0	15

TABLE D-20 DEATHS BY SELECTED CAUSE OF DEATH, AGE, SEX AND HABITS-(URBAN) - 2022

SL. NO.	Cause ID	Selected cause of death	Sex	Age of the Diseased									Total
				Below 15	15-24	25-34	35-44	45-54	55-64	65-69	70 & above	Age not Stated	
				4	5	6	7	8	9	10	11	12	
12	23	DISEASES OF THE LIVER	Male	0	0	20	39	30	10	4	2	0	105
			Female	0	0	0	0	0	0	0	0	0	0
			Total	0	0	20	39	30	10	4	2	0	105
13	24	GASTRIC AND DUODENAL ULCER	Male	0	0	0	0	1	0	1	2	0	4
			Female	0	0	0	0	0	0	0	0	0	0
			Total	0	0	0	0	1	0	1	2	0	4
14	25	DISEASES OF APPENDIX	Male	0	0	0	0	0	1	0	0	0	1
			Female	0	0	0	0	0	0	0	0	0	0
			Total	0	0	0	0	0	1	0	0	0	1
15	26	Genital Urinary system	Male	0	0	0	0	0	2	0	0	0	2
			Female	0	0	0	0	0	0	0	0	0	0
			Total	0	0	0	0	0	2	0	0	0	2
16	30	CEREBROVASCULAR DISEASES	Male	0	0	0	1	7	5	7	6	0	26
			Female	0	0	0	0	0	0	0	0	0	0
			Total	0	0	0	1	7	5	7	6	0	26
17	31	SENILITY	Male	0	0	0	0	0	1	10	22	0	33
			Female	0	0	0	0	0	0	0	0	0	0
			Total	0	0	0	0	0	1	10	22	0	33
18	32	Others not else where classifi	Male	0	0	4	1	0	6	0	1	0	12
			Female	0	0	0	0	0	0	0	0	0	0
			Total	0	0	4	1	0	6	0	1	0	12
19	33	BITES OF SNAKES AND OTHER VENO	Male	0	0	0	0	1	1	0	0	0	2
			Female	0	0	0	0	0	0	0	0	0	0
			Total	0	0	0	0	1	1	0	0	0	2
20	34	BURNS AND CORROSIONS	Male	0	0	0	1	1	0	0	0	0	2
			Female	0	0	0	0	0	0	0	0	0	0
			Total	0	0	0	1	1	0	0	0	0	2
21	35	ACCIDENTAL FALLS	Male	0	0	3	2	0	0	0	1	0	6
			Female	0	0	0	0	0	0	0	0	0	0
			Total	0	0	3	2	0	0	0	1	0	6
22	36	POISONINGS BY DRUGS AND BIOLOG	Male	0	1	3	3	1	5	4	3	0	20
			Female	0	0	0	0	0	0	0	0	0	0
			Total	0	1	3	3	1	5	4	3	0	20
23	37	MOTOR VEHICLE TRAFFIC ACCIDENT	Male	0	0	2	0	1	0	0	0	0	3
			Female	0	0	0	0	0	0	0	0	0	0
			Total	0	0	2	0	1	0	0	0	0	3
24	38	OTHER ROAD VEHICLE ACCIDENTS	Male	0	0	1	3	1	1	0	0	0	6
			Female	0	0	0	0	0	0	0	0	0	0
			Total	0	0	1	3	1	1	0	0	0	6
25	39	INTENTIONAL SELF-HARM(SUICIDE-	Male	0	2	10	14	7	4	0	0	0	37
			Female	0	0	0	0	0	0	0	0	0	0
			Total	0	2	10	14	7	4	0	0	0	37
26	40	ASSAULT(HOMICIDE)	Male	0	0	1	1	0	0	0	0	0	2
			Female	0	0	0	0	0	0	0	0	0	0
			Total	0	0	1	1	0	0	0	0	0	2
27	42	Viral Fever	Male	0	0	3	4	1	0	0	1	0	9
			Female	0	0	0	0	0	0	0	0	0	0
			Total	0	0	3	4	1	0	0	1	0	9
28	43	RENAL FAILURE and OTHER DISORD	Male	0	2	5	17	14	10	3	5	0	56
			Female	0	0	0	0	0	0	0	0	0	0
			Total	0	2	5	17	14	10	3	5	0	56
29	44	SEPTICAEMIA	Male	0	0	7	10	12	6	4	6	0	45
			Female	0	0	0	0	0	0	0	0	0	0
			Total	0	0	7	10	12	6	4	6	0	45
30	45	Syphilis	Male	0	0	1	0	0	0	0	0	0	1
			Female	0	0	0	0	0	0	0	0	0	0

TABLE D-20 DEATHS BY SELECTED CAUSE OF DEATH, AGE, SEX AND HABITS-(URBAN) - 2022

SL. NO.	Cause ID	Selected cause of death	Sex	Age of the Diseased									Total
				Below 15	15-24	25-34	35-44	45-54	55-64	65-69	70 & above	Age not Stated	
1		2	3	4	5	6	7	8	9	10	11	12	13
			Total	0	0	1	0	0	0	0	0	0	1
31	46	COVID 19 VIRUS IDENTIFIED	Male	0	0	0	0	2	0	0	2	0	4
			Female	0	0	0	0	0	0	0	0	0	0
			Total	0	0	0	0	2	0	0	2	0	4
32	47	TUBERCULOSIS OF OTHER ORGANS A	Male	0	0	3	11	4	2	2	1	0	23
			Female	0	0	0	0	0	0	0	0	0	0
			Total	0	0	3	11	4	2	2	1	0	23
33	49	HUMAN IMMUNODEFICIENCY VIRUS[H	Male	0	0	0	0	1	2	0	0	0	3
			Female	0	0	0	0	0	0	0	0	0	0
			Total	0	0	0	0	1	2	0	0	0	3
34	50	MALIGNANT NEOPLASMS OF LIP, OR	Male	0	0	0	6	4	8	1	1	0	20
			Female	0	0	0	0	0	0	0	0	0	0
			Total	0	0	0	6	4	8	1	1	0	20
35	51	MALIGNANT NEOPLASM OF OESOPHAG	Male	0	0	1	3	3	3	2	1	0	13
			Female	0	0	0	0	0	0	0	0	0	0
			Total	0	0	1	3	3	3	2	1	0	13
36	52	MALIGNANT NEOPLASM OF STOMACH	Male	0	1	0	1	3	7	2	2	0	16
			Female	0	0	0	0	0	0	0	0	0	0
			Total	0	1	0	1	3	7	2	2	0	16
37	53	MALIGNANT NEOPLASMS OF LIVER A	Male	0	0	3	2	3	1	1	1	0	11
			Female	0	0	0	0	0	0	0	0	0	0
			Total	0	0	3	2	3	1	1	1	0	11
38	54	MALIGNANT NEOPLASMS OF LARYNX,	Male	0	1	1	8	8	6	3	7	0	34
			Female	0	0	0	0	0	0	0	0	0	0
			Total	0	1	1	8	8	6	3	7	0	34
39	57	MALIGNANT NEOPLASM OF PROSTATE	Male	0	0	0	0	1	0	0	1	0	2
			Female	0	0	0	0	0	0	0	0	0	0
			Total	0	0	0	0	1	0	0	1	0	2
40	58	MALIGNANT NEOPLASM OF BLADDER	Male	0	0	0	0	1	1	0	0	0	2
			Female	0	0	0	0	0	0	0	0	0	0
			Total	0	0	0	0	1	1	0	0	0	2
41	59	MALIGNANT NEOPLASMS OF MENINGE	Male	0	0	0	0	0	2	0	1	0	3
			Female	0	0	0	0	0	0	0	0	0	0
			Total	0	0	0	0	0	2	0	1	0	3
42	60	LEUKAEMIA	Male	0	0	1	1	0	0	1	0	0	3
			Female	0	0	0	0	0	0	0	0	0	0
			Total	0	0	1	1	0	0	1	0	0	3
43	61	OTHER PROTEIN-ENERGY MALNUTRIT	Male	0	0	1	0	2	0	0	0	0	3
			Female	0	0	0	0	0	0	0	0	0	0
			Total	0	0	1	0	2	0	0	0	0	3
44	64	OTHER INFLAMMATORY DISEASES OF	Male	0	0	0	2	1	0	0	0	0	3
			Female	0	0	0	0	0	0	0	0	0	0
			Total	0	0	0	2	1	0	0	0	0	3
45	65	EPILEPSY	Male	0	0	1	1	1	1	0	0	0	4
			Female	0	0	0	0	0	0	0	0	0	0
			Total	0	0	1	1	1	1	0	0	0	4
46	66	HYPERTENSIVE HEART DISEASES	Male	0	1	9	13	23	21	8	13	0	88
			Female	0	0	0	0	0	0	0	0	0	0
			Total	0	1	9	13	23	21	8	13	0	88
47	67	ACUTE MYOCARDIAL INFARCTION	Male	0	2	20	42	72	49	32	47	0	264
			Female	0	0	0	0	0	0	0	0	0	0
			Total	0	2	20	42	72	49	32	47	0	264
48	68	ARTERIAL EMBOLISM AND THROMBOS	Male	0	0	1	0	1	0	0	2	0	4
			Female	0	0	0	0	0	0	0	0	0	0
			Total	0	0	1	0	1	0	0	2	0	4

TABLE D-20 DEATHS BY SELECTED CAUSE OF DEATH, AGE, SEX AND HABITS-(URBAN) - 2022

SL. NO.	Cause ID	Selected cause of death	Sex	Age of the Diseased									Total
				Below 15	15-24	25-34	35-44	45-54	55-64	65-69	70 & above	Age not Stated	
1	2	3	4	5	6	7	8	9	10	11	12	13	
49	69	BRONCHITIS ,BRONCHIOLITIS and	Male	0	0	3	0	2	1	1	3	0	10
			Female	0	0	0	0	0	0	0	0	0	0
			Total	0	0	3	0	2	1	1	3	0	10
50	71	PARALYTIC ILEUS AND INTESTINAL	Male	0	0	0	3	5	1	2	4	0	15
			Female	0	0	0	0	0	0	0	0	0	0
			Total	0	0	0	3	5	1	2	4	0	15
51	72	PERITONITIS	Male	0	0	0	1	0	0	0	0	0	1
			Female	0	0	0	0	0	0	0	0	0	0
			Total	0	0	0	1	0	0	0	0	0	1
52	73	CHOLELITHIASIS AND CHOLECYSTIT	Male	0	0	3	1	3	0	1	0	0	8
			Female	0	0	0	0	0	0	0	0	0	0
			Total	0	0	3	1	3	0	1	0	0	8
53	74	DISORDERS OF THE PANCREAS	Male	0	0	0	1	0	0	0	0	0	1
			Female	0	0	0	0	0	0	0	0	0	0
			Total	0	0	0	1	0	0	0	0	0	1
54	82	FEVER OF UNKNOWN ORIGIN	Male	0	0	1	3	0	1	2	0	0	7
			Female	0	0	0	0	0	0	0	0	0	0
			Total	0	0	1	3	0	1	2	0	0	7
55	83	SHOCK, NOT ELSEWHERE CLASSIFIE	Male	0	0	9	6	16	17	3	7	0	58
			Female	0	0	0	0	0	0	0	0	0	0
			Total	0	0	9	6	16	17	3	7	0	58
56	87	FRACTURE OF LOWER LIMB	Male	0	0	0	1	0	0	0	0	0	1
			Female	0	0	0	0	0	0	0	0	0	0
			Total	0	0	0	1	0	0	0	0	0	1
57	89	INTRACRANIAL AND INTERNAL INJU	Male	0	0	0	1	1	1	0	0	0	3
			Female	0	0	0	0	0	0	0	0	0	0
			Total	0	0	0	1	1	1	0	0	0	3
58	91	OTHER INJURIES OF SPECIFIED,UN	Male	0	1	0	3	0	0	1	0	0	5
			Female	0	0	0	0	0	0	0	0	0	0
			Total	0	1	0	3	0	0	1	0	0	5
59	93	RAILWAY ACCIDENTS	Male	0	0	0	1	0	0	0	0	0	1
			Female	0	0	0	0	0	0	0	0	0	0
			Total	0	0	0	1	0	0	0	0	0	1
60	96	ALL OTHER TRANSPORT ACCIDENTS	Male	0	0	3	1	0	1	0	0	0	5
			Female	0	0	0	0	0	0	0	0	0	0
			Total	0	0	3	1	0	1	0	0	0	5
61	97	ACCIDENTAL DROWING AND SUBMERS	Male	0	0	0	0	2	3	0	1	0	6
			Female	0	0	0	0	0	0	0	0	0	0
			Total	0	0	0	0	2	3	0	1	0	6
62	102	ACCIDENTAL POISOINING BY AND E	Male	0	0	0	0	0	1	0	1	0	2
			Female	0	0	0	0	0	0	0	0	0	0
			Total	0	0	0	0	0	1	0	1	0	2
63	104	SUN STROKE	Male	0	0	0	1	0	3	1	0	0	5
			Female	0	0	0	0	0	0	0	0	0	0
			Total	0	0	0	1	0	3	1	0	0	5
64	106	DENGUE FEVER	Male	0	0	1	0	0	0	0	0	0	1
			Female	0	0	0	0	0	0	0	0	0	0
			Total	0	0	1	0	0	0	0	0	0	1
		Total	Male	0	16	153	268	305	279	124	210	0	1355
			Female	0	0	0	0	0	0	0	0	0	0
			Total	0	1	0	0	0	0	0	0	0	1355
		Smoking & Drinking Alcohol											
1	2	TYPHOID FEVER AND PARATYPHOID	Male	0	0	0	0	2	1	0	1	0	4
			Female	0	0	0	0	0	0	0	0	0	0
			Total	0	0	0	0	2	1	0	1	0	4
2	3	FOOD POISONING	Male	0	1	0	0	1	0	0	0	0	2
			Female	0	0	0	0	0	0	0	0	0	0

TABLE D-20 DEATHS BY SELECTED CAUSE OF DEATH, AGE, SEX AND HABITS-(URBAN) - 2022

SL. NO.	Cause ID	Selected cause of death	Sex	Age of the Diseased									Total
				Below 15	15-24	25-34	35-44	45-54	55-64	65-69	70 & above	Age not Stated	
1	2	3	4	5	6	7	8	9	10	11	12	13	
		Total		0	1	0	0	1	0	0	0	0	2
3	4	DIARRHOEA AND GASTROENTERITIS	Male	0	1	1	4	3	1	1	2	0	13
			Female	0	0	0	0	0	0	0	0	0	0
		Total		0	1	1	4	3	1	1	2	0	13
4	5	RESPIRATORY TUBERCULOSIS	Male	0	1	6	15	18	25	7	12	0	84
			Female	0	0	0	0	0	0	0	0	0	0
		Total		0	1	6	15	18	25	7	12	0	84
5	12	RABIES	Male	0	0	0	0	0	1	0	0	0	1
			Female	0	0	0	0	0	0	0	0	0	0
		Total		0	0	0	0	0	1	0	0	0	1
6	14	OTHER AND UNSPECIFIED NEOPLASM	Male	0	0	4	6	9	25	9	7	0	60
			Female	0	0	0	1	1	1	0	0	0	3
		Total		0	0	4	7	10	26	9	7	0	63
7	15	DIABETES MELLITUS	Male	0	1	2	10	24	25	16	15	0	93
			Female	0	0	0	0	0	0	0	0	0	0
		Total		0	1	2	10	24	25	16	15	0	93
8	16	OTHER ANAEMIAS(D50-D55,D57-D64	Male	0	0	4	9	6	8	1	1	0	29
			Female	0	0	0	0	1	0	0	0	0	1
		Total		0	0	4	9	7	8	1	1	0	30
9	17	OTHER VIRAL ENCEPHALITIS	Male	0	0	3	1	0	0	1	0	0	5
			Female	0	0	0	0	0	0	0	0	0	0
		Total		0	0	3	1	0	0	1	0	0	5
10	18	OTHER FORMS OF HEART DISEASES	Male	0	4	33	72	111	116	31	75	0	442
			Female	0	0	0	0	1	3	1	0	0	5
		Total		0	4	33	72	112	119	32	75	0	447
11	19	PNEUMONIA	Male	0	2	12	42	38	53	23	36	0	206
			Female	0	0	0	0	0	0	1	0	0	1
		Total		0	2	12	42	38	53	24	36	0	207
12	20	INFLUENZA	Male	0	0	0	0	0	1	0	0	0	1
			Female	0	0	0	0	0	0	0	0	0	0
		Total		0	0	0	0	0	1	0	0	0	1
13	21	ASTHMA	Male	0	0	3	6	13	36	12	29	0	99
			Female	0	0	1	0	0	1	0	1	0	3
		Total		0	0	4	6	13	37	12	30	0	102
14	22	OTHER VIRAL HEPATITIS (Jaundic	Male	0	0	5	11	5	4	0	0	0	25
			Female	0	0	1	0	0	0	0	1	0	2
		Total		0	0	6	11	5	4	0	1	0	27
15	23	DISEASES OF THE LIVER	Male	0	2	41	126	103	56	19	14	0	361
			Female	0	0	0	1	2	2	0	1	0	6
		Total		0	2	41	127	105	58	19	15	0	367
16	24	GASTRIC AND DUODENAL ULCER	Male	0	0	0	0	4	2	2	2	0	10
			Female	0	0	0	0	0	0	0	0	0	0
		Total		0	0	0	0	4	2	2	2	0	10
17	25	DISEASES OF APPENDIX	Male	0	0	0	2	1	1	0	0	0	4
			Female	0	0	0	0	0	0	0	0	0	0
		Total		0	0	0	2	1	1	0	0	0	4
18	26	Genital Urinary system	Male	0	0	0	0	0	1	0	0	0	1
			Female	0	0	0	0	0	0	0	0	0	0
		Total		0	0	0	0	0	1	0	0	0	1
19	30	CEREBROVASCULAR DISEASES	Male	0	0	7	11	24	15	11	16	0	84
			Female	0	0	0	1	1	0	0	0	0	2
		Total		0	0	7	12	25	15	11	16	0	86
20	31	SENILITY	Male	0	0	0	0	0	3	40	66	0	109
			Female	0	0	0	0	0	0	0	3	0	3
		Total		0	0	0	0	0	3	40	69	0	112

TABLE D-20 DEATHS BY SELECTED CAUSE OF DEATH, AGE, SEX AND HABITS-(URBAN) - 2022

SL. NO.	Cause ID	Selected cause of death	Sex	Age of the Diseased									Total
				Below 15	15-24	25-34	35-44	45-54	55-64	65-69	70 & above	Age not Stated	
1	2	3		4	5	6	7	8	9	10	11	12	13
21	32	Others not else where classifi	Male	0	1	7	6	5	17	0	5	0	41
			Female	0	0	0	0	0	0	0	0	0	0
			Total	0	1	7	6	5	17	0	5	0	41
22	33	BITES OF SNAKES AND OTHER VENO	Male	0	0	2	2	2	1	0	0	0	7
			Female	0	0	0	0	0	0	0	0	0	0
			Total	0	0	2	2	2	1	0	0	0	7
23	34	BURNS AND CORROSIONS	Male	0	0	1	4	2	1	1	0	0	9
			Female	0	0	0	0	0	0	0	0	0	0
			Total	0	0	1	4	2	1	1	0	0	9
24	35	ACCIDENTAL FALLS	Male	0	0	6	4	5	4	0	1	0	20
			Female	0	0	0	0	0	0	0	0	0	0
			Total	0	0	6	4	5	4	0	1	0	20
25	36	POISONINGS BY DRUGS AND BIOLOG	Male	0	4	12	27	16	22	9	11	0	101
			Female	0	0	0	0	0	0	0	0	0	0
			Total	0	4	12	27	16	22	9	11	0	101
26	37	MOTOR VEHICLE TRAFFIC ACCIDENT	Male	0	1	3	4	5	0	0	1	0	14
			Female	0	0	0	0	0	0	0	0	0	0
			Total	0	1	3	4	5	0	0	1	0	14
27	38	OTHER ROAD VEHICLE ACCIDENTS	Male	0	0	4	10	8	7	2	0	0	31
			Female	0	0	0	0	0	0	0	0	0	0
			Total	0	0	4	10	8	7	2	0	0	31
28	39	INTENTIONAL SELF-HARM(SUICIDE-	Male	0	8	26	30	15	14	3	2	0	98
			Female	0	1	0	0	0	0	0	0	0	1
			Total	0	9	26	30	15	14	3	2	0	99
29	40	ASSAULT(HOMICIDE)	Male	0	1	2	3	0	0	0	0	0	6
			Female	0	0	1	0	0	0	0	0	0	1
			Total	0	1	3	3	0	0	0	0	0	7
30	41	Not Stated	Male	0	0	0	1	0	0	0	0	0	1
			Female	0	0	0	0	0	0	0	0	0	0
			Total	0	0	0	1	0	0	0	0	0	1
31	42	Viral Fever	Male	0	0	5	11	2	2	1	1	0	22
			Female	0	0	0	1	0	0	0	0	0	1
			Total	0	0	5	12	2	2	1	1	0	23
32	43	RENAL FAILURE and OTHER DISORD	Male	0	2	9	39	47	35	16	27	0	175
			Female	0	0	0	1	0	0	0	0	0	1
			Total	0	2	9	40	47	35	16	27	0	176
33	44	SEPTICAEMIA	Male	0	0	20	27	39	30	16	24	0	156
			Female	0	0	0	0	0	1	1	0	0	2
			Total	0	0	20	27	39	31	17	24	0	158
34	45	Syphillis	Male	0	0	0	1	0	0	0	0	0	1
			Female	0	0	0	0	0	0	0	0	0	0
			Total	0	0	0	1	0	0	0	0	0	1
35	46	COVID 19 VIRUS IDENTIFIED	Male	0	1	1	3	5	2	3	6	0	21
			Female	0	0	0	0	0	0	0	0	0	0
			Total	0	1	1	3	5	2	3	6	0	21
36	47	TUBERCULOSIS OF OTHER ORGANS A	Male	0	1	7	28	19	15	5	10	0	85
			Female	0	0	0	0	0	0	0	0	0	0
			Total	0	1	7	28	19	15	5	10	0	85
37	49	HUMAN IMMUNODEFICIENCY VIRUS[H	Male	0	0	0	0	8	3	0	0	0	11
			Female	0	0	0	0	0	0	0	0	0	0
			Total	0	0	0	0	8	3	0	0	0	11
38	50	MALIGNANT NEOPLASMS OF LIP, OR	Male	0	0	0	12	12	24	5	8	0	61
			Female	0	0	0	0	0	0	0	1	0	1
			Total	0	0	0	12	12	24	5	9	0	62
39	51	MALIGNANT NEOPLASM OF OESOPHAG	Male	0	0	1	3	4	6	4	2	0	20
			Female	0	0	0	0	1	0	0	0	0	1

TABLE D-20 DEATHS BY SELECTED CAUSE OF DEATH, AGE, SEX AND HABITS-(URBAN) - 2022

SL. NO.	Cause ID	Selected cause of death	Sex	Age of the Diseased									Total
				Below 15	15-24	25-34	35-44	45-54	55-64	65-69	70 & above	Age not Stated	
1		2	3	4	5	6	7	8	9	10	11	12	13
			Total	0	0	1	3	5	6	4	2	0	21
40	52	MALIGNANT NEOPLASM OF STOMACH	Male	0	1	1	4	8	10	7	7	0	38
			Female	0	0	0	0	0	1	1	0	0	2
			Total	0	1	1	4	8	11	8	7	0	40
41	53	MALIGNANT NEOPLASMS OF LIVER A	Male	0	1	6	9	14	9	1	7	0	47
			Female	0	0	0	0	0	0	0	0	0	0
			Total	0	1	6	9	14	9	1	7	0	47
42	54	MALIGNANT NEOPLASMS OF LARYNX,	Male	0	1	3	14	19	26	10	28	0	101
			Female	0	0	0	0	0	0	0	0	0	0
			Total	0	1	3	14	19	26	10	28	0	101
43	55	MALIGNANT NEOPLASM OF BREAST	Male	0	0	0	0	0	0	0	0	0	0
			Female	0	0	0	0	1	0	0	0	0	1
			Total	0	0	0	0	1	0	0	0	0	1
44	57	MALIGNANT NEOPLASM OF PROSTATE	Male	0	0	0	0	1	1	0	2	0	4
			Female	0	0	0	0	0	0	0	0	0	0
			Total	0	0	0	0	1	1	0	2	0	4
45	58	MALIGNANT NEOPLASM OF BLADDER	Male	0	0	2	0	3	3	0	0	0	8
			Female	0	0	0	0	0	0	0	0	0	0
			Total	0	0	2	0	3	3	0	0	0	8
46	59	MALIGNANT NEOPLASMS OF MENINGE	Male	0	0	0	1	2	1	1	1	0	6
			Female	0	0	0	0	0	0	0	0	0	0
			Total	0	0	0	1	2	1	1	1	0	6
47	60	LEUKAEMIA	Male	0	0	1	2	0	1	2	2	0	8
			Female	0	0	0	0	0	0	0	0	0	0
			Total	0	0	1	2	0	1	2	2	0	8
48	61	OTHER PROTEIN-ENERGY MALNUTRIT	Male	0	1	2	1	6	1	0	0	0	11
			Female	0	0	0	0	0	0	0	0	0	0
			Total	0	1	2	1	6	1	0	0	0	11
49	62	DISORDERS OF THYROID GLAND	Male	0	0	1	0	1	0	1	0	0	3
			Female	0	0	0	0	0	0	0	0	0	0
			Total	0	0	1	0	1	0	1	0	0	3
50	63	SCHIZOPHRENIA, SCHIZOTYPAL & D	Male	0	0	0	1	3	0	0	1	0	5
			Female	0	0	0	0	0	0	0	0	0	0
			Total	0	0	0	1	3	0	0	1	0	5
51	64	OTHER INFLAMMATORY DISEASES OF	Male	0	0	2	4	4	5	0	4	0	19
			Female	0	0	0	0	0	0	0	0	0	0
			Total	0	0	2	4	4	5	0	4	0	19
52	65	EPILEPSY	Male	0	1	2	4	4	3	1	1	0	16
			Female	0	0	0	0	0	0	0	0	0	0
			Total	0	1	2	4	4	3	1	1	0	16
53	66	HYPERTENSIVE HEART DISEASES	Male	0	4	19	54	69	72	21	39	0	278
			Female	0	0	0	0	1	0	1	2	0	4
			Total	0	4	19	54	70	72	22	41	0	282
54	67	ACUTE MYOCARDIAL INFARCTION	Male	0	4	43	123	189	146	67	89	0	661
			Female	0	0	0	0	0	0	3	2	0	5
			Total	0	4	43	123	189	146	70	91	0	666
55	68	ARTERIAL EMBOLISM AND THROMBOS	Male	0	0	1	0	1	3	2	1	0	8
			Female	0	0	0	0	0	0	0	0	0	0
			Total	0	0	1	0	1	3	2	1	0	8
56	69	BRONCHITIS ,BRONCHIOLITIS and	Male	0	0	5	2	15	7	5	15	0	49
			Female	0	0	0	0	0	0	0	0	0	0
			Total	0	0	5	2	15	7	5	15	0	49
57	70	PLEURISY	Male	0	0	0	0	0	0	0	1	0	1
			Female	0	0	0	0	0	0	0	0	0	0
			Total	0	0	0	0	0	0	0	1	0	1

TABLE D-20 DEATHS BY SELECTED CAUSE OF DEATH, AGE, SEX AND HABITS-(URBAN) - 2022

SL. NO.	Cause ID	Selected cause of death	Sex	Age of the Diseased									Total
				Below 15	15-24	25-34	35-44	45-54	55-64	65-69	70 & above	Age not Stated	
1	2	3	4	5	6	7	8	9	10	11	12	13	
58	71	PARALYTIC ILEUS AND INTESTINAL	Male	0	0	0	4	16	18	10	9	0	57
			Female	0	0	0	0	0	0	0	0	0	0
			Total	0	0	0	4	16	18	10	9	0	57
59	72	PERITONITIS	Male	0	0	0	2	2	1	0	2	0	7
			Female	0	0	0	0	0	0	0	0	0	0
			Total	0	0	0	2	2	1	0	2	0	7
60	73	CHOLELITHIASIS AND CHOLECYSTIT	Male	0	0	3	2	5	1	1	1	0	13
			Female	0	0	0	0	0	0	0	0	0	0
			Total	0	0	3	2	5	1	1	1	0	13
61	74	DISORDERS OF THE PANCREAS	Male	0	0	1	2	3	2	2	2	0	12
			Female	0	0	0	0	0	0	0	0	0	0
			Total	0	0	1	2	3	2	2	2	0	12
62	82	FEVER OF UNKNOWN ORIGIN	Male	0	0	1	7	8	6	2	3	0	27
			Female	0	0	0	0	0	0	0	0	0	0
			Total	0	0	1	7	8	6	2	3	0	27
63	83	SHOCK, NOT ELSEWHERE CLASSIFIE	Male	0	3	23	35	56	33	13	15	0	178
			Female	0	0	0	0	0	0	1	0	0	1
			Total	0	3	23	35	56	33	14	15	0	179
64	84	FRACTURE OF SKULL AND FACIAL B	Male	0	0	0	1	0	0	0	0	0	1
			Female	0	0	0	0	0	0	0	0	0	0
			Total	0	0	0	1	0	0	0	0	0	1
65	85	FRACTURE OF NECK,THORAX OR PEL	Male	0	0	0	0	1	0	0	0	0	1
			Female	0	0	0	0	0	0	0	0	0	0
			Total	0	0	0	0	1	0	0	0	0	1
66	86	FRACTURE OF UPPER LIMB	Male	0	0	1	0	0	0	0	2	0	3
			Female	0	0	0	0	0	0	0	0	0	0
			Total	0	0	1	0	0	0	0	2	0	3
67	87	FRACTURE OF LOWER LIMB	Male	0	0	0	2	0	1	1	0	0	4
			Female	0	0	0	0	0	0	0	0	0	0
			Total	0	0	0	2	0	1	1	0	0	4
68	89	INTRACRANIAL AND INTERNAL INJU	Male	0	0	2	1	4	4	0	1	0	12
			Female	0	0	0	0	0	0	0	0	0	0
			Total	0	0	2	1	4	4	0	1	0	12
69	90	CRUSHING INJURIES AND TRAUMATI	Male	0	0	2	0	1	2	0	0	0	5
			Female	0	0	0	0	0	0	0	0	0	0
			Total	0	0	2	0	1	2	0	0	0	5
70	91	OTHER INJURIES OF SPECIFIED,UN	Male	0	0	1	3	6	1	1	3	0	15
			Female	0	0	0	0	0	0	0	0	0	0
			Total	0	0	1	3	6	1	1	3	0	15
71	92	EFFECTS OF FOREIGN BODY ENTERI	Male	0	0	0	0	0	0	2	0	0	2
			Female	0	0	0	0	0	0	0	0	0	0
			Total	0	0	0	0	0	0	2	0	0	2
72	93	RAILWAY ACCIDENTS	Male	0	1	1	0	2	2	0	0	0	6
			Female	0	0	0	0	0	0	0	0	0	0
			Total	0	1	1	0	2	2	0	0	0	6
73	96	ALL OTHER TRANSPORT ACCIDENTS	Male	0	0	4	4	2	1	0	1	0	12
			Female	0	0	0	0	0	0	0	0	0	0
			Total	0	0	4	4	2	1	0	1	0	12
74	97	ACCIDENTAL DROWING AND SUBMERS	Male	0	0	0	4	8	10	1	1	0	24
			Female	0	0	0	0	0	0	0	0	0	0
			Total	0	0	0	4	8	10	1	1	0	24
75	102	ACCIDENTAL POISONING BY AND E	Male	0	0	1	4	1	3	1	1	0	11
			Female	0	0	0	0	0	0	0	0	0	0
			Total	0	0	1	4	1	3	1	1	0	11
76	104	SUN STROKE	Male	0	0	0	1	3	6	4	4	0	18
			Female	0	0	0	0	0	0	0	0	0	0

TABLE D-20 DEATHS BY SELECTED CAUSE OF DEATH, AGE, SEX AND HABITS-(URBAN) - 2022

SL. NO.	Cause ID	Selected cause of death	Sex	Age of the Diseased									Total
				Below 15	15-24	25-34	35-44	45-54	55-64	65-69	70 & above	Age not Stated	
1	2	3	4	5	6	7	8	9	10	11	12	13	
		Total		0	0	0	1	3	6	4	4	0	18
77	105	COVID 19 VIRUS NOT IDENTIFIED	Male	0	0	0	0	1	1	0	1	0	3
			Female	0	0	0	0	0	0	0	0	0	0
		Total		0	0	0	0	1	1	0	1	0	3
78	106	DENGUE FEVER	Male	0	0	1	0	0	0	0	0	0	1
			Female	0	0	0	0	0	0	0	0	0	0
		Total		0	0	1	0	0	0	0	0	0	1
		Total	Male	0	48	356	821	1014	937	394	618	0	4188
			Female	0	1	3	5	9	9	9	11	0	47
			Total	0	0	0	0	2	1	0	1	0	4235
		Chewing tobacco & Arecnut											
1	2	TYPHOID FEVER AND PARATYPHOID	Male	0	0	0	0	0	0	1	0	0	1
			Female	0	0	0	0	0	0	0	0	0	0
		Total		0	0	0	0	0	0	1	0	0	1
2	4	DIARRHOEA AND GASTROENTERITIS	Male	0	0	0	0	2	1	0	3	0	6
			Female	0	0	0	0	0	0	0	0	0	0
		Total		0	0	0	0	2	1	0	3	0	6
3	5	RESPIRATORY TUBERCULOSIS	Male	0	0	2	7	7	10	3	7	0	36
			Female	0	1	0	0	0	2	0	0	0	3
		Total		0	1	2	7	7	12	3	7	0	39
4	14	OTHER AND UNSPECIFIED NEOPLASM	Male	0	0	3	2	5	7	4	4	0	25
			Female	0	0	1	1	2	2	1	3	0	10
		Total		0	0	4	3	7	9	5	7	0	35
5	15	DIABETES MELLITUS	Male	0	0	0	5	11	9	2	6	0	33
			Female	0	0	0	2	3	0	0	4	0	9
		Total		0	0	0	7	14	9	2	10	0	42
6	16	OTHER ANAEMIAS(D50-D55,D57-D64	Male	0	1	0	3	2	4	1	1	0	12
			Female	0	0	0	0	1	1	0	0	0	2
		Total		0	1	0	3	3	5	1	1	0	14
7	17	OTHER VIRAL ENCEPHALITIS	Male	0	0	1	0	1	0	1	0	0	3
			Female	0	0	0	0	0	0	0	2	0	2
		Total		0	0	1	0	1	0	1	2	0	5
8	18	OTHER FORMS OF HEART DISEASES	Male	0	2	15	27	32	34	11	47	0	168
			Female	0	0	0	2	5	9	3	25	0	44
		Total		0	2	15	29	37	43	14	72	0	212
9	19	PNEUMONIA	Male	0	2	6	14	9	18	4	10	0	63
			Female	0	0	0	1	0	3	4	3	0	11
		Total		0	2	6	15	9	21	8	13	0	74
10	20	INFLUENZA	Male	0	0	0	0	1	0	0	0	0	1
			Female	0	0	0	0	0	0	0	0	0	0
		Total		0	0	0	0	1	0	0	0	0	1
11	21	ASTHMA	Male	0	0	1	4	4	8	3	8	0	28
			Female	0	0	0	1	0	1	0	4	0	6
		Total		0	0	1	5	4	9	3	12	0	34
12	22	OTHER VIRAL HEPATITIS (Jaundic	Male	0	0	3	6	5	3	0	0	0	17
			Female	0	0	0	0	1	0	1	0	0	2
		Total		0	0	3	6	6	3	1	0	0	19
13	23	DISEASES OF THE LIVER	Male	0	0	26	46	35	13	3	1	0	124
			Female	0	0	0	0	4	2	2	1	0	9
		Total		0	0	26	46	39	15	5	2	0	133
14	24	GASTRIC AND DUODENAL ULCER	Male	0	0	0	0	1	0	0	2	0	3
			Female	0	0	0	0	0	0	1	0	0	1
		Total		0	0	0	0	1	0	1	2	0	4
15	26	Genital Urinary system	Male	0	0	0	0	0	1	0	0	0	1
			Female	0	0	0	0	0	0	0	0	0	0
		Total		0	0	0	0	0	1	0	0	0	1

TABLE D-20 DEATHS BY SELECTED CAUSE OF DEATH, AGE, SEX AND HABITS-(URBAN) - 2022

SL. NO.	Cause ID	Selected cause of death	Sex	Age of the Diseased									Total
				Below 15	15-24	25-34	35-44	45-54	55-64	65-69	70 & above	Age not Stated	
1	2	3	4	5	6	7	8	9	10	11	12	13	
16	27	SPONTANEOUS ABORTION	Male	0	0	0	0	0	0	0	0	0	0
			Female	0	0	1	0	0	0	0	0	0	0
			Total	0	0	1	0	0	0	0	0	0	0
17	30	CEREBROVASCULAR DISEASES	Male	0	0	1	2	9	6	8	5	0	31
			Female	0	0	0	0	2	2	0	3	0	7
			Total	0	0	1	2	11	8	8	8	0	38
18	31	SENILITY	Male	0	0	0	0	0	1	7	26	0	34
			Female	0	0	0	0	0	0	1	26	0	27
			Total	0	0	0	0	0	1	8	52	0	61
19	32	Others not else where classifi	Male	0	0	2	2	1	7	0	3	0	15
			Female	0	0	0	0	0	2	0	0	0	2
			Total	0	0	2	2	1	9	0	3	0	17
20	33	BITES OF SNAKES AND OTHER VENO	Male	0	0	0	0	1	1	0	0	0	2
			Female	0	0	0	0	0	0	1	0	0	1
			Total	0	0	0	0	1	1	1	0	0	3
21	34	BURNS AND CORROSIONS	Male	0	0	0	1	2	0	0	0	0	3
			Female	0	0	0	0	0	0	0	0	0	0
			Total	0	0	0	1	2	0	0	0	0	3
22	35	ACCIDENTAL FALLS	Male	0	0	3	2	0	0	1	1	0	7
			Female	0	0	0	0	0	0	0	0	0	0
			Total	0	0	3	2	0	0	1	1	0	7
23	36	POISONINGS BY DRUGS AND BIOLOG	Male	0	1	4	5	2	5	4	3	0	24
			Female	0	0	0	0	1	0	1	0	0	2
			Total	0	1	4	5	3	5	5	3	0	26
24	37	MOTOR VEHICLE TRAFFIC ACCIDENT	Male	0	1	5	2	1	0	0	0	0	9
			Female	0	0	0	1	0	0	0	0	0	1
			Total	0	1	5	3	1	0	0	0	0	10
25	38	OTHER ROAD VEHICLE ACCIDENTS	Male	0	0	4	4	0	1	1	0	0	10
			Female	0	0	0	0	0	1	0	0	0	1
			Total	0	0	4	4	0	2	1	0	0	11
26	39	INTENTIONAL SELF-HARM(SUICIDE-	Male	0	2	8	13	7	5	0	0	0	35
			Female	0	0	0	0	0	0	0	0	0	0
			Total	0	2	8	13	7	5	0	0	0	35
27	40	ASSAULT(HOMICIDE)	Male	0	0	1	0	0	0	0	0	0	1
			Female	0	0	0	0	0	0	0	0	0	0
			Total	0	0	1	0	0	0	0	0	0	1
28	42	Viral Fever	Male	0	0	3	4	0	0	0	1	0	8
			Female	0	0	0	0	0	0	0	0	0	0
			Total	0	0	3	4	0	0	0	1	0	8
29	43	RENAL FAILURE and OTHER DISORD	Male	0	2	7	17	12	9	3	7	0	57
			Female	0	0	0	1	0	1	1	5	0	8
			Total	0	2	7	18	12	10	4	12	0	65
30	44	SEPTICAEMIA	Male	0	0	7	18	14	5	6	6	0	56
			Female	0	0	1	1	1	2	2	3	0	10
			Total	0	0	8	19	15	7	8	9	0	66
31	45	Syphilis	Male	0	0	0	0	1	0	0	0	0	1
			Female	0	0	0	0	0	0	0	0	0	0
			Total	0	0	0	0	1	0	0	0	0	1
32	46	COVID 19 VIRUS IDENTIFIED	Male	0	0	0	0	2	1	1	2	0	6
			Female	0	0	0	0	0	0	0	1	0	1
			Total	0	0	0	0	2	1	1	3	0	7
33	47	TUBERCULOSIS OF OTHER ORGANS A	Male	0	0	3	11	3	2	1	0	0	20
			Female	0	0	0	1	0	0	0	0	0	1
			Total	0	0	3	12	3	2	1	0	0	21
34	49	HUMAN IMMUNODEFICIENCY VIRUS[H	Male	0	0	0	0	0	2	0	0	0	2
			Female	0	0	0	0	0	0	0	0	0	0

TABLE D-20 DEATHS BY SELECTED CAUSE OF DEATH, AGE, SEX AND HABITS-(URBAN) - 2022

SL. NO.	Cause ID	Selected cause of death	Sex	Age of the Diseased										Total
				Below 15	15-24	25-34	35-44	45-54	55-64	65-69	70 & above	Age not Stated		
1	2	3	4	5	6	7	8	9	10	11	12	13		
		Total		0	0	0	0	0	2	0	0	0	2	
35	50	MALIGNANT NEOPLASMS OF LIP, OR	Male	0	0	1	6	5	7	2	2	0	23	
			Female	0	0	0	0	3	5	1	13	1	23	
		Total		0	0	1	6	8	12	3	15	1	46	
36	51	MALIGNANT NEOPLASM OF OESOPHAG	Male	0	0	1	3	2	3	2	1	0	12	
			Female	0	0	0	0	0	1	1	2	0	4	
		Total		0	0	1	3	2	4	3	3	0	16	
37	52	MALIGNANT NEOPLASM OF STOMACH	Male	0	1	1	1	3	3	2	2	0	13	
			Female	0	0	0	0	1	2	3	1	0	7	
		Total		0	1	1	1	4	5	5	3	0	20	
38	53	MALIGNANT NEOPLASMS OF LIVER A	Male	0	0	3	5	6	2	1	1	0	18	
			Female	0	0	0	0	0	1	0	1	0	2	
		Total		0	0	3	5	6	3	1	2	0	20	
39	54	MALIGNANT NEOPLASMS OF LARYNX,	Male	0	1	1	11	8	6	3	6	0	36	
			Female	0	0	0	0	1	0	0	4	0	5	
		Total		0	1	1	11	9	6	3	10	0	41	
40	55	MALIGNANT NEOPLASM OF BREAST	Male	0	0	0	0	0	0	0	0	0	0	
			Female	0	0	0	1	0	3	0	3	0	7	
		Total		0	0	0	1	0	3	0	3	0	7	
41	56	OTHER MALIGNANT NEOPLASM OF FE	Male	0	0	0	0	0	0	0	0	0	0	
			Female	0	0	0	1	2	0	0	4	0	7	
		Total		0	0	0	1	2	0	0	4	0	7	
42	57	MALIGNANT NEOPLASM OF PROSTATE	Male	0	0	0	0	0	0	0	1	0	1	
			Female	0	0	0	0	0	0	0	0	0	0	
		Total		0	0	0	0	0	0	0	1	0	1	
43	58	MALIGNANT NEOPLASM OF BLADDER	Male	0	0	0	1	1	2	0	0	0	4	
			Female	0	0	0	0	0	0	0	0	0	0	
		Total		0	0	0	1	1	2	0	0	0	4	
44	59	MALIGNANT NEOPLASMS OF MENINGE	Male	0	0	0	0	0	2	1	0	0	3	
			Female	0	0	0	0	0	1	0	1	0	2	
		Total		0	0	0	0	0	3	1	1	0	5	
45	60	LEUKAEMIA	Male	0	0	1	1	0	0	2	1	0	5	
			Female	0	0	0	0	1	0	1	1	0	3	
		Total		0	0	1	1	1	0	3	2	0	8	
46	61	OTHER PROTEIN-ENERGY MALNUTRIT	Male	0	0	1	0	2	0	0	0	0	3	
			Female	0	0	0	1	0	0	0	0	0	1	
		Total		0	0	1	1	2	0	0	0	0	4	
47	64	OTHER INFLAMMATORY DISEASES OF	Male	0	0	1	1	2	0	0	0	0	4	
			Female	0	0	0	0	0	0	0	0	0	0	
		Total		0	0	1	1	2	0	0	0	0	4	
48	65	EPILEPSY	Male	0	0	2	1	2	1	1	1	0	8	
			Female	0	0	0	0	0	0	0	0	0	0	
		Total		0	0	2	1	2	1	1	1	0	8	
49	66	HYPERTENSIVE HEART DISEASES	Male	0	1	8	13	22	14	8	14	0	80	
			Female	0	0	0	1	1	5	2	14	0	23	
		Total		0	1	8	14	23	19	10	28	0	103	
50	67	ACUTE MYOCARDIAL INFARCTION	Male	0	2	24	60	77	48	24	40	0	275	
			Female	0	0	1	3	7	11	3	20	0	45	
		Total		0	2	25	63	84	59	27	60	0	320	
51	68	ARTERIAL EMBOLISM AND THROMBOS	Male	0	0	1	0	1	0	0	1	0	3	
			Female	0	0	0	0	0	0	0	0	0	0	
		Total		0	0	1	0	1	0	0	1	0	3	
52	69	BRONCHITIS ,BRONCHIOLITIS and	Male	0	0	2	0	2	2	2	2	0	10	
			Female	0	0	0	0	0	2	0	0	0	2	
		Total		0	0	2	0	2	4	2	2	0	12	

TABLE D-20 DEATHS BY SELECTED CAUSE OF DEATH, AGE, SEX AND HABITS-(URBAN) - 2022

SL. NO.	Cause ID	Selected cause of death	Sex	Age of the Diseased									Total
				Below 15	15-24	25-34	35-44	45-54	55-64	65-69	70 & above	Age not Stated	
1	2	3	4	5	6	7	8	9	10	11	12	13	
53	71	PARALYTIC ILEUS AND INTESTINAL	Male	0	0	0	2	5	1	1	5	0	14
			Female	0	0	0	0	0	1	0	2	0	3
			Total	0	0	0	2	5	2	1	7	0	17
54	72	PERITONITIS	Male	0	1	1	2	0	0	0	0	0	4
			Female	0	0	0	0	1	0	0	0	0	1
			Total	0	1	1	2	1	0	0	0	0	5
55	73	CHOLELITHIASIS AND CHOLECYSTIT	Male	0	0	3	2	2	0	2	0	0	9
			Female	0	0	0	0	0	0	0	0	0	0
			Total	0	0	3	2	2	0	2	0	0	9
56	74	DISORDERS OF THE PANCREAS	Male	0	0	0	1	0	0	0	0	0	1
			Female	0	0	0	1	1	1	1	2	0	6
			Total	0	0	0	2	1	1	1	2	0	7
57	82	FEVER OF UNKNOWN ORIGIN	Male	0	0	1	4	3	1	0	1	0	10
			Female	0	0	0	0	1	1	0	1	0	3
			Total	0	0	1	4	4	2	0	2	0	13
58	83	SHOCK, NOT ELSEWHERE CLASSIFIE	Male	0	0	8	6	11	15	3	7	0	50
			Female	0	0	2	2	1	1	2	2	0	10
			Total	0	0	10	8	12	16	5	9	0	60
59	85	FRACTURE OF NECK,THORAX OR PEL	Male	0	0	1	0	0	0	0	0	0	1
			Female	0	0	0	0	0	0	0	0	0	0
			Total	0	0	1	0	0	0	0	0	0	1
60	87	FRACTURE OF LOWER LIMB	Male	0	0	0	1	0	0	0	0	0	1
			Female	0	0	0	0	0	0	1	0	0	1
			Total	0	0	0	1	0	0	1	0	0	2
61	89	INTRACRANIAL AND INTERNAL INJU	Male	0	0	1	1	3	2	0	0	0	7
			Female	0	0	0	0	0	0	0	0	0	0
			Total	0	0	1	1	3	2	0	0	0	7
62	90	CRUSHING INJURIES AND TRAUMATI	Male	0	0	0	1	0	0	0	0	0	1
			Female	0	0	0	0	0	0	0	0	0	0
			Total	0	0	0	1	0	0	0	0	0	1
63	91	OTHER INJURIES OF SPECIFIED,UN	Male	0	0	0	3	0	0	0	1	0	4
			Female	0	0	0	0	0	0	0	0	0	0
			Total	0	0	0	3	0	0	0	1	0	4
64	94	WATER TRANSPORT ACCIDENTS	Male	0	0	0	1	0	0	0	0	0	1
			Female	0	0	0	0	0	0	0	0	0	0
			Total	0	0	0	1	0	0	0	0	0	1
65	96	ALL OTHER TRANSPORT ACCIDENTS	Male	0	0	3	1	0	2	0	0	0	6
			Female	0	0	0	0	0	0	0	1	0	1
			Total	0	0	3	1	0	2	0	1	0	7
66	97	ACCIDENTAL DROWING AND SUBMERS	Male	0	0	0	2	2	3	1	1	0	9
			Female	0	0	0	0	0	0	0	1	0	1
			Total	0	0	0	2	2	3	1	2	0	10
67	99	MISADVENTURES TO PATIENTS DUR	Male	0	0	0	0	0	1	0	0	0	1
			Female	0	0	0	0	0	0	0	0	0	0
			Total	0	0	0	0	0	1	0	0	0	1
68	102	ACCIDENTAL POISONING BY AND E	Male	0	1	0	0	0	0	0	2	0	3
			Female	0	0	0	0	0	0	0	0	0	0
			Total	0	1	0	0	0	0	0	2	0	3
69	104	SUN STROKE	Male	0	0	0	1	0	2	1	0	0	4
			Female	0	0	0	0	0	0	0	0	0	0
			Total	0	0	0	1	0	2	1	0	0	4
70	106	DENGUE FEVER	Male	0	0	1	0	0	0	0	0	0	1
			Female	0	0	0	0	0	0	0	0	0	0
			Total	0	0	1	0	0	0	0	0	0	1
		Total	Male	0	18	171	326	329	270	121	232	0	1467
			Female	0	1	6	21	40	63	33	153	1	318

TABLE D-20 DEATHS BY SELECTED CAUSE OF DEATH, AGE, SEX AND HABITS-(URBAN) - 2022

SL. NO.	Cause ID	Selected cause of death	Sex	Age of the Diseased									Total
				Below 15	15-24	25-34	35-44	45-54	55-64	65-69	70 & above	Age not Stated	
1	2	3	4	5	6	7	8	9	10	11	12	13	
		Total		0	0	0	0	0	0	1	0	0	1785
		Chewing tobacco & Drinking Alcohol											
1	2	TYPHOID FEVER AND PARATYPHOID	Male	0	0	1	0	0	2	0	1	0	4
			Female	0	0	0	0	0	0	0	0	0	0
			Total	0	0	1	0	0	2	0	1	0	4
2	4	DIARRHOEA AND GASTROENTERITIS	Male	0	0	1	1	2	1	1	3	0	9
			Female	0	0	0	0	0	0	0	0	0	0
			Total	0	0	1	1	2	1	1	3	0	9
3	5	RESPIRATORY TUBERCULOSIS	Male	0	0	6	12	10	8	2	5	0	43
			Female	0	0	0	0	0	1	1	0	0	2
			Total	0	0	6	12	10	9	3	5	0	45
4	14	OTHER AND UNSPECIFIED NEOPLASM	Male	0	0	2	5	7	10	3	4	0	31
			Female	0	0	1	1	2	2	0	0	0	6
			Total	0	0	3	6	9	12	3	4	0	37
5	15	DIABETES MELLITUS	Male	0	0	3	7	16	19	5	5	0	55
			Female	0	0	0	1	0	0	1	0	0	2
			Total	0	0	3	8	16	19	6	5	0	57
6	16	OTHER ANAEMIAS(D50-D55,D57-D64	Male	0	1	1	6	3	4	0	1	0	16
			Female	0	0	0	0	1	0	0	0	0	1
			Total	0	1	1	6	4	4	0	1	0	17
7	17	OTHER VIRAL ENCEPHALITIS	Male	0	0	2	0	1	0	1	0	0	4
			Female	0	0	0	0	0	0	0	1	0	1
			Total	0	0	2	0	1	0	1	1	0	5
8	18	OTHER FORMS OF HEART DISEASES	Male	0	3	20	35	50	33	9	42	0	192
			Female	0	0	0	1	2	3	2	3	0	11
			Total	0	3	20	36	52	36	11	45	0	203
9	19	PNEUMONIA	Male	0	2	11	19	18	18	4	12	0	84
			Female	0	0	0	1	0	2	1	1	0	5
			Total	0	2	11	20	18	20	5	13	0	89
10	20	INFLUENZA	Male	0	0	0	0	1	1	0	0	0	2
			Female	0	0	0	0	0	0	0	0	0	0
			Total	0	0	0	0	1	1	0	0	0	2
11	21	ASTHMA	Male	0	0	2	4	5	10	6	10	0	37
			Female	0	0	0	0	0	1	0	1	0	2
			Total	0	0	2	4	5	11	6	11	0	39
12	22	OTHER VIRAL HEPATITIS (Jaundic	Male	0	0	4	9	6	2	0	0	0	21
			Female	0	0	0	1	0	0	0	0	0	1
			Total	0	0	4	10	6	2	0	0	0	22
13	23	DISEASES OF THE LIVER	Male	0	0	34	81	52	22	3	2	0	194
			Female	0	0	0	2	4	4	0	2	0	12
			Total	0	0	34	83	56	26	3	4	0	206
14	24	GASTRIC AND DUODENAL ULCER	Male	0	0	0	0	2	1	0	2	0	5
			Female	0	0	0	0	0	0	0	0	0	0
			Total	0	0	0	0	2	1	0	2	0	5
15	25	DISEASES OF APPENDIX	Male	0	0	0	1	0	0	0	0	0	1
			Female	0	0	0	0	0	0	0	0	0	0
			Total	0	0	0	1	0	0	0	0	0	1
16	28	OBSTRUCTED LABOUR	Male	0	0	0	0	0	0	0	0	0	0
			Female	0	0	0	0	0	0	0	1	0	1
			Total	0	0	0	0	0	0	0	1	0	1
17	30	CEREBROVASCULAR DISEASES	Male	0	0	2	2	10	6	8	7	0	35
			Female	0	0	0	0	2	0	0	0	0	2
			Total	0	0	2	2	12	6	8	7	0	37
18	31	SENILITY	Male	0	0	0	0	0	3	8	27	0	38
			Female	0	0	0	0	0	0	1	12	0	13
			Total	0	0	0	0	0	3	9	39	0	51

TABLE D-20 DEATHS BY SELECTED CAUSE OF DEATH, AGE, SEX AND HABITS-(URBAN) - 2022

SL. NO.	Cause ID	Selected cause of death	Sex	Age of the Diseased									Total
				Below 15	15-24	25-34	35-44	45-54	55-64	65-69	70 & above	Age not Stated	
1	2	3		4	5	6	7	8	9	10	11	12	13
19	32	Others not else where classifi	Male	0	1	3	2	3	7	0	1	0	17
			Female	0	0	0	0	0	1	0	0	0	1
			Total	0	1	3	2	3	8	0	1	0	18
20	33	BITES OF SNAKES AND OTHER VENO	Male	0	0	0	0	2	1	0	0	0	3
			Female	0	0	0	0	0	0	0	0	0	0
			Total	0	0	0	0	2	1	0	0	0	3
21	34	BURNS AND CORROSIONS	Male	0	0	2	2	2	0	0	0	0	6
			Female	0	0	0	0	0	0	0	0	0	0
			Total	0	0	2	2	2	0	0	0	0	6
22	35	ACCIDENTAL FALLS	Male	0	2	4	4	1	2	0	1	0	14
			Female	0	0	0	0	0	0	0	0	0	0
			Total	0	2	4	4	1	2	0	1	0	14
23	36	POISONINGS BY DRUGS AND BIOLOG	Male	0	1	5	8	5	5	4	3	0	31
			Female	0	0	0	0	2	0	1	0	0	3
			Total	0	1	5	8	7	5	5	3	0	34
24	37	MOTOR VEHICLE TRAFFIC ACCIDENT	Male	0	0	4	5	2	1	0	0	0	12
			Female	0	0	0	0	0	0	0	0	0	0
			Total	0	0	4	5	2	1	0	0	0	12
25	38	OTHER ROAD VEHICLE ACCIDENTS	Male	0	0	5	5	0	1	1	0	0	12
			Female	0	0	0	0	0	0	1	0	0	1
			Total	0	0	5	5	0	1	2	0	0	13
26	39	INTENTIONAL SELF-HARM(SUICIDE-	Male	0	4	9	18	11	4	0	1	0	47
			Female	0	0	0	0	0	0	0	0	0	0
			Total	0	4	9	18	11	4	0	1	0	47
27	40	ASSAULT(HOMICIDE)	Male	0	0	1	2	0	0	0	0	0	3
			Female	0	0	0	0	0	0	0	0	0	0
			Total	0	0	1	2	0	0	0	0	0	3
28	42	Viral Fever	Male	0	0	3	8	1	0	0	1	0	13
			Female	0	0	0	0	0	0	0	0	0	0
			Total	0	0	3	8	1	0	0	1	0	13
29	43	RENAL FAILURE and OTHER DISORD	Male	0	2	11	23	24	15	6	9	0	90
			Female	0	0	0	1	0	1	0	1	0	3
			Total	0	2	11	24	24	16	6	10	0	93
30	44	SEPTICAEMIA	Male	0	0	11	24	18	9	6	5	0	73
			Female	0	0	0	0	0	1	1	0	0	2
			Total	0	0	11	24	18	10	7	5	0	75
31	45	Syphilis	Male	0	0	0	2	1	0	0	0	0	3
			Female	0	0	0	0	0	0	0	0	0	0
			Total	0	0	0	2	1	0	0	0	0	3
32	46	COVID 19 VIRUS IDENTIFIED	Male	0	0	1	0	2	0	0	2	0	5
			Female	0	0	0	0	0	0	0	0	0	0
			Total	0	0	1	0	2	0	0	2	0	5
33	47	TUBERCULOSIS OF OTHER ORGANS A	Male	0	2	5	14	4	5	0	0	0	30
			Female	0	0	0	0	0	0	0	0	0	0
			Total	0	2	5	14	4	5	0	0	0	30
34	49	HUMAN IMMUNODEFICIENCY VIRUS[H	Male	0	0	0	0	1	2	0	0	0	3
			Female	0	0	0	0	0	0	0	0	0	0
			Total	0	0	0	0	1	2	0	0	0	3
35	50	MALIGNANT NEOPLASMS OF LIP, OR	Male	0	0	0	14	8	12	2	2	0	38
			Female	0	0	0	0	0	1	0	2	0	3
			Total	0	0	0	14	8	13	2	4	0	41
36	51	MALIGNANT NEOPLASM OF OESOPHAG	Male	0	0	1	3	2	4	2	1	0	13
			Female	0	0	0	0	2	0	0	0	0	2
			Total	0	0	1	3	4	4	2	1	0	15
37	52	MALIGNANT NEOPLASM OF STOMACH	Male	0	1	0	4	5	3	2	2	0	17
			Female	0	0	0	0	0	1	1	0	0	2

TABLE D-20 DEATHS BY SELECTED CAUSE OF DEATH, AGE, SEX AND HABITS-(URBAN) - 2022

SL. NO.	Cause ID	Selected cause of death	Sex	Age of the Diseased									Total
				Below 15	15-24	25-34	35-44	45-54	55-64	65-69	70 & above	Age not Stated	
1		2	3	4	5	6	7	8	9	10	11	12	13
			Total	0	1	0	4	5	4	3	2	0	19
38	53	MALIGNANT NEOPLASMS OF LIVER A	Male	0	0	3	4	6	6	1	1	0	21
			Female	0	0	0	0	0	1	0	0	0	1
			Total	0	0	3	4	6	7	1	1	0	22
39	54	MALIGNANT NEOPLASMS OF LARYNX,	Male	0	1	2	13	10	7	6	5	0	44
			Female	0	0	0	1	0	0	0	1	0	2
			Total	0	1	2	14	10	7	6	6	0	46
40	56	OTHER MALIGNANT NEOPLASM OF FE	Male	0	0	0	0	0	0	0	0	0	0
			Female	0	0	0	0	0	0	0	1	0	1
			Total	0	0	0	0	0	0	0	1	0	1
41	57	MALIGNANT NEOPLASM OF PROSTATE	Male	0	0	0	0	0	0	0	1	0	1
			Female	0	0	0	0	0	0	0	0	0	0
			Total	0	0	0	0	0	0	0	1	0	1
42	58	MALIGNANT NEOPLASM OF BLADDER	Male	0	0	0	2	2	0	0	0	0	4
			Female	0	0	0	0	0	0	0	0	0	0
			Total	0	0	0	2	2	0	0	0	0	4
43	59	MALIGNANT NEOPLASMS OF MENINGE	Male	0	0	0	0	0	2	1	0	0	3
			Female	0	0	0	0	0	0	0	0	0	0
			Total	0	0	0	0	0	2	1	0	0	3
44	60	LEUKAEMIA	Male	0	0	1	1	0	1	1	0	0	4
			Female	0	0	0	0	0	0	0	0	0	0
			Total	0	0	1	1	0	1	1	0	0	4
45	61	OTHER PROTEIN-ENERGY MALNUTRIT	Male	0	0	1	1	3	1	0	0	0	6
			Female	0	0	0	1	0	0	0	0	0	1
			Total	0	0	1	2	3	1	0	0	0	7
46	64	OTHER INFLAMMATORY DISEASES OF	Male	0	0	0	2	3	4	1	1	0	11
			Female	0	0	0	0	0	0	0	1	0	1
			Total	0	0	0	2	3	4	1	2	0	12
47	65	EPILEPSY	Male	0	1	3	2	2	2	0	1	0	11
			Female	0	0	0	0	0	0	0	0	0	0
			Total	0	1	3	2	2	2	0	1	0	11
48	66	HYPERTENSIVE HEART DISEASES	Male	0	1	11	29	41	25	13	15	0	135
			Female	0	0	0	0	0	1	2	3	0	6
			Total	0	1	11	29	41	26	15	18	0	141
49	67	ACUTE MYOCARDIAL INFARCTION	Male	0	3	31	88	114	68	30	42	0	376
			Female	0	0	1	2	5	2	3	6	0	19
			Total	0	3	32	90	119	70	33	48	0	395
50	68	ARTERIAL EMBOLISM AND THROMBOS	Male	0	0	1	0	1	0	0	1	0	3
			Female	0	0	0	0	0	0	0	0	0	0
			Total	0	0	1	0	1	0	0	1	0	3
51	69	BRONCHITIS ,BRONCHIOLITIS and	Male	0	0	4	0	2	3	2	4	0	15
			Female	0	0	0	0	0	1	0	0	0	1
			Total	0	0	4	0	2	4	2	4	0	16
52	71	PARALYTIC ILEUS AND INTESTINAL	Male	0	0	0	3	5	2	2	6	0	18
			Female	0	0	0	0	0	0	0	1	0	1
			Total	0	0	0	3	5	2	2	7	0	19
53	72	PERITONITIS	Male	0	1	1	3	1	0	0	0	0	6
			Female	0	0	0	0	0	0	0	0	0	0
			Total	0	1	1	3	1	0	0	0	0	6
54	73	CHOLELITHIASIS AND CHOLECYSTIT	Male	0	0	4	4	2	0	1	0	0	11
			Female	0	0	0	0	0	0	0	0	0	0
			Total	0	0	4	4	2	0	1	0	0	11
55	74	DISORDERS OF THE PANCREAS	Male	0	0	1	2	1	0	1	2	0	7
			Female	0	0	0	0	0	0	0	0	0	0
			Total	0	0	1	2	1	0	1	2	0	7

TABLE D-20 DEATHS BY SELECTED CAUSE OF DEATH, AGE, SEX AND HABITS-(URBAN) - 2022

SL. NO.	Cause ID	Selected cause of death	Sex	Age of the Diseased									Total
				Below 15	15-24	25-34	35-44	45-54	55-64	65-69	70 & above	Age not Stated	
1	2	3	4	5	6	7	8	9	10	11	12	13	
56	82	FEVER OF UNKNOWN ORIGIN	Male	0	0	1	5	5	2	0	0	0	13
			Female	0	0	0	0	0	0	0	0	0	0
			Total	0	0	1	5	5	2	0	0	0	13
57	83	SHOCK, NOT ELSEWHERE CLASSIFIE	Male	0	0	15	12	23	17	5	10	0	82
			Female	0	0	1	2	2	0	2	1	0	8
			Total	0	0	16	14	25	17	7	11	0	90
58	84	FRACTURE OF SKULL AND FACIAL B	Male	0	0	0	1	0	0	0	0	0	1
			Female	0	0	0	0	0	0	0	0	0	0
			Total	0	0	0	1	0	0	0	0	0	1
59	85	FRACTURE OF NECK,THORAX OR PEL	Male	0	0	1	0	0	0	0	0	0	1
			Female	0	0	0	0	0	0	0	0	0	0
			Total	0	0	1	0	0	0	0	0	0	1
60	86	FRACTURE OF UPPER LIMB	Male	0	0	1	0	0	0	0	1	0	2
			Female	0	0	0	0	0	0	0	0	0	0
			Total	0	0	1	0	0	0	0	1	0	2
61	87	FRACTURE OF LOWER LIMB	Male	0	0	0	1	0	0	0	0	0	1
			Female	0	0	0	0	0	0	1	0	0	1
			Total	0	0	0	1	0	0	1	0	0	2
62	88	FRACTURES INVOLVING MULTIPLE B	Male	0	0	1	0	0	0	0	0	0	1
			Female	0	0	0	0	0	0	0	0	0	0
			Total	0	0	1	0	0	0	0	0	0	1
63	89	INTRACRANIAL AND INTERNAL INJU	Male	0	0	2	2	2	1	0	0	0	7
			Female	0	0	0	0	0	0	0	0	0	0
			Total	0	0	2	2	2	1	0	0	0	7
64	90	CRUSHING INJURIES AND TRAUMATI	Male	0	0	1	2	0	0	0	0	0	3
			Female	0	0	0	0	0	0	0	0	0	0
			Total	0	0	1	2	0	0	0	0	0	3
65	91	OTHER INJURIES OF SPECIFIED,UN	Male	0	0	0	4	4	1	0	1	0	10
			Female	0	0	0	0	0	0	0	0	0	0
			Total	0	0	0	4	4	1	0	1	0	10
66	93	RAILWAY ACCIDENTS	Male	0	0	0	0	1	0	0	0	0	1
			Female	0	0	0	0	1	0	0	0	0	1
			Total	0	0	0	0	2	0	0	0	0	2
67	94	WATER TRANSPORT ACCIDENTS	Male	0	0	0	2	0	0	0	0	0	2
			Female	0	0	0	0	0	0	0	1	0	1
			Total	0	0	0	2	0	0	0	1	0	3
68	96	ALL OTHER TRANSPORT ACCIDENTS	Male	0	0	3	0	1	1	0	0	0	5
			Female	0	0	0	0	0	0	0	1	0	1
			Total	0	0	3	0	1	1	0	1	0	6
69	97	ACCIDENTAL DROWING AND SUBMERS	Male	0	0	0	4	2	4	2	1	0	13
			Female	0	0	0	0	0	0	0	0	0	0
			Total	0	0	0	4	2	4	2	1	0	13
70	102	ACCIDENTAL POISOINING BY AND E	Male	0	1	0	1	0	0	0	2	0	4
			Female	0	0	0	0	0	0	0	0	0	0
			Total	0	1	0	1	0	0	0	2	0	4
71	104	SUN STROKE	Male	0	0	0	2	1	4	2	2	0	11
			Female	0	0	0	0	0	0	0	0	0	0
			Total	0	0	0	2	1	4	2	2	0	11
72	105	COVID 19 VIRUS NOT IDENTIFIED	Male	0	0	0	0	0	1	0	0	0	1
			Female	0	0	0	0	0	0	0	0	0	0
			Total	0	0	0	0	0	1	0	0	0	1
73	106	DENGUE FEVER	Male	0	0	1	0	0	0	0	0	0	1
			Female	0	0	0	0	0	0	0	0	0	0
			Total	0	0	1	0	0	0	0	0	0	1
		Total	Male	0	27	243	510	507	363	141	245	0	2036
			Female	0	0	3	14	23	23	18	40	0	121

TABLE D-20 DEATHS BY SELECTED CAUSE OF DEATH, AGE, SEX AND HABITS-(URBAN) - 2022

SL. NO.	Cause ID	Selected cause of death	Sex	Age of the Diseased									Total
				Below 15	15-24	25-34	35-44	45-54	55-64	65-69	70 & above	Age not Stated	
1		2	3	4	5	6	7	8	9	10	11	12	13
		Total		0	0	1	0	0	2	0	1	0	2157
		Chewing Arecaut & Drinking Alcohol											
1	2	TYPHOID FEVER AND PARATYPHOID	Male	0	0	0	2	0	0	1	0	0	3
			Female	0	0	0	0	0	0	0	0	0	0
			Total	0	0	0	2	0	0	1	0	0	3
2	3	FOOD POISONING	Male	0	1	0	0	0	0	0	0	0	1
			Female	0	0	0	0	1	0	0	0	0	1
			Total	0	1	0	0	1	0	0	0	0	2
3	4	DIARRHOEA AND GASTROENTERITIS	Male	0	0	0	1	3	1	0	3	0	8
			Female	0	0	0	0	0	0	0	0	0	0
			Total	0	0	0	1	3	1	0	3	0	8
4	5	RESPIRATORY TUBERCULOSIS	Male	0	1	4	8	8	8	1	5	0	35
			Female	0	0	0	0	0	2	0	0	0	2
			Total	0	1	4	8	8	10	1	5	0	37
5	14	OTHER AND UNSPECIFIED NEOPLASM	Male	0	0	4	3	7	6	5	4	0	29
			Female	0	0	1	1	1	1	0	0	0	4
			Total	0	0	5	4	8	7	5	4	0	33
6	15	DIABETES MELLITUS	Male	0	0	1	6	16	8	4	5	0	40
			Female	0	0	0	1	1	0	0	0	0	2
			Total	0	0	1	7	17	8	4	5	0	42
7	16	OTHER ANAEMIAS(D50-D55,D57-D64	Male	0	1	2	7	4	4	0	1	0	19
			Female	0	0	0	0	2	0	0	0	0	2
			Total	0	1	2	7	6	4	0	1	0	21
8	17	OTHER VIRAL ENCEPHALITIS	Male	0	0	2	0	1	0	1	0	0	4
			Female	0	0	0	0	0	0	0	1	0	1
			Total	0	0	2	0	1	0	1	1	0	5
9	18	OTHER FORMS OF HEART DISEASES	Male	0	2	23	36	41	46	10	42	0	200
			Female	0	0	0	0	3	5	1	3	0	12
			Total	0	2	23	36	44	51	11	45	0	212
10	19	PNEUMONIA	Male	0	2	11	17	13	23	3	11	0	80
			Female	0	0	0	1	0	2	2	1	0	6
			Total	0	2	11	18	13	25	5	12	0	86
11	20	INFLUENZA	Male	0	0	0	0	1	0	0	0	0	1
			Female	0	0	0	0	0	0	0	0	0	0
			Total	0	0	0	0	1	0	0	0	0	1
12	21	ASTHMA	Male	0	0	1	4	5	15	5	9	0	39
			Female	0	0	0	0	0	1	0	0	0	1
			Total	0	0	1	4	5	16	5	9	0	40
13	22	OTHER VIRAL HEPATITIS (Jaundic	Male	0	0	3	11	8	4	1	0	0	27
			Female	0	0	0	0	0	0	0	0	0	0
			Total	0	0	3	11	8	4	1	0	0	27
14	23	DISEASES OF THE LIVER	Male	0	0	37	71	47	17	8	3	0	183
			Female	0	0	0	0	3	2	0	0	0	5
			Total	0	0	37	71	50	19	8	3	0	188
15	24	GASTRIC AND DUODENAL ULCER	Male	0	0	1	1	1	1	1	2	0	7
			Female	0	0	0	0	0	0	0	0	0	0
			Total	0	0	1	1	1	1	1	2	0	7
16	25	DISEASES OF APPENDIX	Male	0	0	0	0	0	1	0	0	0	1
			Female	0	0	0	0	0	0	0	0	0	0
			Total	0	0	0	0	0	1	0	0	0	1
17	26	Genital Urinary system	Male	0	0	0	0	0	1	0	0	0	1
			Female	0	0	0	0	0	0	0	0	0	0
			Total	0	0	0	0	0	1	0	0	0	1
18	30	CEREBROVASCULAR DISEASES	Male	0	0	1	6	8	5	10	9	0	39
			Female	0	0	0	0	2	0	0	0	0	2
			Total	0	0	1	6	10	5	10	9	0	41

TABLE D-20 DEATHS BY SELECTED CAUSE OF DEATH, AGE, SEX AND HABITS-(URBAN) - 2022

SL. NO.	Cause ID	Selected cause of death	Sex	Age of the Diseased									Total
				Below 15	15-24	25-34	35-44	45-54	55-64	65-69	70 & above	Age not Stated	
1	2	3	4	5	6	7	8	9	10	11	12	13	
19	31	SENILITY	Male	0	0	0	0	0	1	11	25	0	37
			Female	0	0	0	0	0	0	0	6	0	6
			Total	0	0	0	0	0	1	11	31	0	43
20	32	Others not else where classifi	Male	0	1	6	2	1	7	0	4	0	21
			Female	0	0	0	0	0	0	0	1	0	1
			Total	0	1	6	2	1	7	0	5	0	22
21	33	BITES OF SNAKES AND OTHER VENO	Male	0	0	0	0	1	2	0	0	0	3
			Female	0	0	0	0	0	0	0	0	0	0
			Total	0	0	0	0	1	2	0	0	0	3
22	34	BURNS AND CORROSIONS	Male	0	0	0	2	2	0	0	0	0	4
			Female	0	0	0	0	0	0	0	0	0	0
			Total	0	0	0	2	2	0	0	0	0	4
23	35	ACCIDENTAL FALLS	Male	0	1	3	3	0	0	0	1	0	8
			Female	0	0	0	0	0	0	0	0	0	0
			Total	0	1	3	3	0	0	0	1	0	8
24	36	POISONINGS BY DRUGS AND BIOLOG	Male	0	3	6	7	4	6	4	5	0	35
			Female	0	0	0	0	0	0	1	0	0	1
			Total	0	3	6	7	4	6	5	5	0	36
25	37	MOTOR VEHICLE TRAFFIC ACCIDENT	Male	0	0	6	3	1	1	0	0	0	11
			Female	0	0	0	0	0	0	0	0	0	0
			Total	0	0	6	3	1	1	0	0	0	11
26	38	OTHER ROAD VEHICLE ACCIDENTS	Male	0	0	3	6	2	2	0	0	0	13
			Female	0	0	0	0	0	0	0	0	0	0
			Total	0	0	3	6	2	2	0	0	0	13
27	39	INTENTIONAL SELF-HARM(SUICIDE-	Male	0	3	12	15	10	6	0	0	0	46
			Female	0	0	0	0	0	0	0	0	0	0
			Total	0	3	12	15	10	6	0	0	0	46
28	40	ASSAULT(HOMICIDE)	Male	0	0	1	0	0	0	0	0	0	1
			Female	0	0	0	0	0	0	0	0	0	0
			Total	0	0	1	0	0	0	0	0	0	1
29	42	Viral Fever	Male	0	0	6	6	0	0	0	1	0	13
			Female	0	0	0	0	0	0	0	0	0	0
			Total	0	0	6	6	0	0	0	1	0	13
30	43	RENAL FAILURE and OTHER DISORD	Male	0	2	9	26	17	10	4	9	0	77
			Female	0	0	0	1	2	0	0	2	0	5
			Total	0	2	9	27	19	10	4	11	0	82
31	44	SEPTICAEMIA	Male	0	0	10	23	19	10	7	5	0	74
			Female	0	0	0	0	0	1	0	0	0	1
			Total	0	0	10	23	19	11	7	5	0	75
32	45	Syphillis	Male	0	0	0	0	1	0	0	0	0	1
			Female	0	0	0	0	0	0	0	0	0	0
			Total	0	0	0	0	1	0	0	0	0	1
33	46	COVID 19 VIRUS IDENTIFIED	Male	0	0	0	0	4	0	0	2	0	6
			Female	0	0	0	1	0	0	0	0	0	1
			Total	0	0	0	1	4	0	0	2	0	7
34	47	TUBERCULOSIS OF OTHER ORGANS A	Male	0	0	4	12	3	2	0	1	0	22
			Female	0	0	0	0	0	0	1	0	0	1
			Total	0	0	4	12	3	2	1	1	0	23
35	49	HUMAN IMMUNODEFICIENCY VIRUS[H	Male	0	0	0	1	2	2	0	0	0	5
			Female	0	0	0	0	0	0	0	0	0	0
			Total	0	0	0	1	2	2	0	0	0	5
36	50	MALIGNANT NEOPLASMS OF LIP, OR	Male	0	0	0	7	4	10	2	1	0	24
			Female	0	0	0	0	0	1	0	1	0	2
			Total	0	0	0	7	4	11	2	2	0	26
37	51	MALIGNANT NEOPLASM OF OESOPHAG	Male	0	0	1	2	3	3	2	2	0	13
			Female	0	0	0	0	0	0	0	0	0	0

TABLE D-20 DEATHS BY SELECTED CAUSE OF DEATH, AGE, SEX AND HABITS-(URBAN) - 2022

SL. NO.	Cause ID	Selected cause of death	Sex	Age of the Diseased									Total
				Below 15	15-24	25-34	35-44	45-54	55-64	65-69	70 & above	Age not Stated	
1		2	3	4	5	6	7	8	9	10	11	12	13
			Total	0	0	1	2	3	3	2	2	0	13
38	52	MALIGNANT NEOPLASM OF STOMACH	Male	0	1	0	1	4	5	2	3	0	16
			Female	0	0	0	0	0	1	1	0	0	2
			Total	0	1	0	1	4	6	3	3	0	18
39	53	MALIGNANT NEOPLASMS OF LIVER A	Male	0	0	7	7	8	5	1	1	0	29
			Female	0	0	0	0	0	1	0	1	0	2
			Total	0	0	7	7	8	6	1	2	0	31
40	54	MALIGNANT NEOPLASMS OF LARYNX,	Male	0	1	3	14	11	6	3	7	0	45
			Female	0	0	0	0	1	0	0	1	0	2
			Total	0	1	3	14	12	6	3	8	0	47
41	55	MALIGNANT NEOPLASM OF BREAST	Male	0	0	0	0	0	0	0	0	0	0
			Female	0	0	0	0	1	0	0	0	0	1
			Total	0	0	0	0	1	0	0	0	0	1
42	56	OTHER MALIGNANT NEOPLASM OF FE	Male	0	0	0	0	0	0	0	0	0	0
			Female	0	0	0	0	0	0	0	1	0	1
			Total	0	0	0	0	0	0	0	1	0	1
43	57	MALIGNANT NEOPLASM OF PROSTATE	Male	0	0	0	0	1	0	0	1	0	2
			Female	0	0	0	0	0	0	0	0	0	0
			Total	0	0	0	0	1	0	0	1	0	2
44	58	MALIGNANT NEOPLASM OF BLADDER	Male	0	0	0	2	2	0	0	0	0	4
			Female	0	0	0	0	0	0	0	0	0	0
			Total	0	0	0	2	2	0	0	0	0	4
45	59	MALIGNANT NEOPLASMS OF MENINGE	Male	0	0	0	0	0	2	0	1	0	3
			Female	0	0	0	0	0	0	0	0	0	0
			Total	0	0	0	0	0	2	0	1	0	3
46	60	LEUKAEMIA	Male	0	0	1	1	0	0	1	0	0	3
			Female	0	0	0	0	0	0	0	0	0	0
			Total	0	0	1	1	0	0	1	0	0	3
47	61	OTHER PROTEIN-ENERGY MALNUTRIT	Male	0	0	1	0	3	3	1	0	0	8
			Female	0	0	0	1	0	0	0	0	0	1
			Total	0	0	1	1	3	3	1	0	0	9
48	63	SCHIZOPHRENIA, SCHIZOTYPAL & D	Male	0	0	1	0	0	0	0	0	0	1
			Female	0	0	0	0	0	1	0	0	0	1
			Total	0	0	1	0	0	1	0	0	0	2
49	64	OTHER INFLAMMATORY DISEASES OF	Male	0	0	0	1	1	0	0	0	0	2
			Female	0	0	0	0	0	0	0	0	0	0
			Total	0	0	0	1	1	0	0	0	0	2
50	65	EPILEPSY	Male	0	0	4	3	4	2	0	1	0	14
			Female	0	0	0	0	0	0	0	0	0	0
			Total	0	0	4	3	4	2	0	1	0	14
51	66	HYPERTENSIVE HEART DISEASES	Male	0	1	12	21	30	20	9	15	0	108
			Female	0	0	0	0	0	1	1	1	0	3
			Total	0	1	12	21	30	21	10	16	0	111
52	67	ACUTE MYOCARDIAL INFARCTION	Male	0	4	28	81	100	63	31	37	0	344
			Female	0	0	0	1	5	2	2	3	0	13
			Total	0	4	28	82	105	65	33	40	0	357
53	68	ARTERIAL EMBOLISM AND THROMBOS	Male	0	0	1	0	2	0	0	1	0	4
			Female	0	0	0	0	0	0	0	0	0	0
			Total	0	0	1	0	2	0	0	1	0	4
54	69	BRONCHITIS ,BRONCHIOLITIS and	Male	0	0	3	0	2	1	2	1	0	9
			Female	0	0	0	0	0	1	0	0	0	1
			Total	0	0	3	0	2	2	2	1	0	10
55	71	PARALYTIC ILEUS AND INTESTINAL	Male	0	0	3	4	4	2	3	5	0	21
			Female	0	0	0	0	0	0	0	0	0	0
			Total	0	0	3	4	4	2	3	5	0	21

TABLE D-20 DEATHS BY SELECTED CAUSE OF DEATH, AGE, SEX AND HABITS-(URBAN) - 2022

SL. NO.	Cause ID	Selected cause of death	Sex	Age of the Diseased									Total
				Below 15	15-24	25-34	35-44	45-54	55-64	65-69	70 & above	Age not Stated	
1	2	3	4	5	6	7	8	9	10	11	12	13	
56	72	PERITONITIS	Male	0	1	1	2	0	0	0	0	0	4
			Female	0	0	0	0	0	0	0	0	0	0
			Total	0	1	1	2	0	0	0	0	0	4
57	73	CHOLELITHIASIS AND CHOLECYSTIT	Male	0	0	3	2	3	0	0	0	0	8
			Female	0	0	0	0	0	0	0	0	0	0
			Total	0	0	3	2	3	0	0	0	0	8
58	74	DISORDERS OF THE PANCREAS	Male	0	0	1	1	0	0	0	0	0	2
			Female	0	0	0	0	0	0	0	0	0	0
			Total	0	0	1	1	0	0	0	0	0	2
59	75	RHEUMATOID ARTHRITIS AND OTHER	Male	0	0	1	0	0	0	0	0	0	1
			Female	0	0	0	0	0	0	0	0	0	0
			Total	0	0	1	0	0	0	0	0	0	1
60	82	FEVER OF UNKNOWN ORIGIN	Male	0	0	1	5	2	1	2	1	0	12
			Female	0	0	0	0	0	0	0	0	0	0
			Total	0	0	1	5	2	1	2	1	0	12
61	83	SHOCK, NOT ELSEWHERE CLASSIFIE	Male	0	0	14	11	17	14	4	5	0	65
			Female	0	0	1	2	1	0	2	1	0	7
			Total	0	0	15	13	18	14	6	6	0	72
62	84	FRACTURE OF SKULL AND FACIAL B	Male	0	0	0	0	1	0	1	0	0	2
			Female	0	0	0	0	0	0	0	0	0	0
			Total	0	0	0	0	1	0	1	0	0	2
63	85	FRACTURE OF NECK,THORAX OR PEL	Male	0	0	1	0	0	0	0	0	0	1
			Female	0	0	0	0	0	0	0	0	0	0
			Total	0	0	1	0	0	0	0	0	0	1
64	87	FRACTURE OF LOWER LIMB	Male	0	0	0	1	0	1	0	0	0	2
			Female	0	0	0	0	0	0	1	0	0	1
			Total	0	0	0	1	0	1	1	0	0	3
65	88	FRACTURES INVOLVING MULTIPLE B	Male	0	0	0	1	0	0	0	0	0	1
			Female	0	0	0	0	0	0	0	0	0	0
			Total	0	0	0	1	0	0	0	0	0	1
66	89	INTRACRANIAL AND INTERNAL INJU	Male	0	0	1	1	2	1	0	0	0	5
			Female	0	0	0	0	0	0	0	0	0	0
			Total	0	0	1	1	2	1	0	0	0	5
67	90	CRUSHING INJURIES AND TRAUMATI	Male	0	0	1	1	0	0	0	0	0	2
			Female	0	0	0	0	0	0	0	0	0	0
			Total	0	0	1	1	0	0	0	0	0	2
68	91	OTHER INJURIES OF SPECIFIED,UN	Male	0	0	0	3	0	0	1	0	0	4
			Female	0	0	0	0	0	0	0	0	0	0
			Total	0	0	0	3	0	0	1	0	0	4
69	94	WATER TRANSPORT ACCIDENTS	Male	0	0	0	1	0	0	0	0	0	1
			Female	0	0	0	0	0	0	0	0	0	0
			Total	0	0	0	1	0	0	0	0	0	1
70	96	ALL OTHER TRANSPORT ACCIDENTS	Male	0	0	3	2	1	1	0	0	0	7
			Female	0	0	0	0	0	0	0	1	0	1
			Total	0	0	3	2	1	1	0	1	0	8
71	97	ACCIDENTAL DROWING AND SUBMERS	Male	0	0	1	1	2	4	1	1	0	10
			Female	0	0	0	0	0	0	0	0	0	0
			Total	0	0	1	1	2	4	1	1	0	10
72	102	ACCIDENTAL POISONING BY AND E	Male	0	1	0	0	0	0	0	1	0	2
			Female	0	0	0	0	0	0	0	0	0	0
			Total	0	1	0	0	0	0	0	1	0	2
73	104	SUN STROKE	Male	0	0	0	1	1	3	1	1	0	7
			Female	0	0	0	0	0	0	0	0	0	0
			Total	0	0	0	1	1	3	1	1	0	7
74	106	DENGUE FEVER	Male	0	0	1	0	0	0	0	0	0	1
			Female	0	0	0	0	0	0	0	0	0	0

TABLE D-20 DEATHS BY SELECTED CAUSE OF DEATH, AGE, SEX AND HABITS-(URBAN) - 2022

SL. NO.	Cause ID	Selected cause of death	Sex	Age of the Diseased									Total		
				Below 15	15-24	25-34	35-44	45-54	55-64	65-69	70 & above	Age not Stated			
				4	5	6	7	8	9	10	11	12		13	
			Total	0	0	1	0	0	0	0	0	0	0	0	1
		Total	Male	0	26	250	456	438	336	143	232	0	1881		
			Female	0	0	2	9	23	22	12	24	0	92		
			Total	0	0	0	2	0	0	1	0	0	1973		
		Smoking,Chewing Tobacco & Arecanut													
1	4	DIARRHOEA AND GASTROENTERITIS	Male	0	0	0	0	1	1	0	2	0	4		
			Female	0	0	0	0	0	0	0	0	0	0		
			Total	0	0	0	0	1	1	0	2	0	4		
2	5	RESPIRATORY TUBERCULOSIS	Male	0	0	1	4	5	8	2	5	0	25		
			Female	0	0	0	0	0	0	0	0	0	0		
			Total	0	0	1	4	5	8	2	5	0	25		
3	14	OTHER AND UNSPECIFIED NEOPLASM	Male	0	0	2	1	3	4	4	4	0	18		
			Female	0	0	0	1	0	1	1	0	0	3		
			Total	0	0	2	2	3	5	5	4	0	21		
4	15	DIABETES MELLITUS	Male	0	0	0	2	8	6	1	3	0	20		
			Female	0	0	0	0	0	0	0	0	0	0		
			Total	0	0	0	2	8	6	1	3	0	20		
5	16	OTHER ANAEMIAS(D50-D55,D57-D64	Male	0	0	0	3	1	2	0	0	0	6		
			Female	0	0	0	0	1	0	0	0	0	1		
			Total	0	0	0	3	2	2	0	0	0	7		
6	17	OTHER VIRAL ENCEPHALITIS	Male	0	0	1	0	0	0	1	0	0	2		
			Female	0	0	0	0	0	0	0	0	0	0		
			Total	0	0	1	0	0	0	1	0	0	2		
7	18	OTHER FORMS OF HEART DISEASES	Male	0	2	9	13	20	22	7	22	0	95		
			Female	0	0	0	0	0	2	1	0	0	3		
			Total	0	2	9	13	20	24	8	22	0	98		
8	19	PNEUMONIA	Male	0	2	6	11	6	14	3	7	0	49		
			Female	0	0	0	0	0	0	1	0	0	1		
			Total	0	2	6	11	6	14	4	7	0	50		
9	21	ASTHMA	Male	0	0	1	3	3	7	1	6	0	21		
			Female	0	0	0	0	0	1	0	0	0	1		
			Total	0	0	1	3	3	8	1	6	0	22		
10	22	OTHER VIRAL HEPATITIS (Jaundic	Male	0	0	3	3	2	2	0	0	0	10		
			Female	0	0	0	0	0	0	0	0	0	0		
			Total	0	0	3	3	2	2	0	0	0	10		
11	23	DISEASES OF THE LIVER	Male	0	0	17	31	22	9	1	1	0	81		
			Female	0	0	0	0	1	1	1	0	0	3		
			Total	0	0	17	31	23	10	2	1	0	84		
12	24	GASTRIC AND DUODENAL ULCER	Male	0	0	0	0	1	0	0	2	0	3		
			Female	0	0	0	0	0	0	0	0	0	0		
			Total	0	0	0	0	1	0	0	2	0	3		
13	26	Genital Urinary system	Male	0	0	0	0	0	1	0	0	0	1		
			Female	0	0	0	0	0	0	0	0	0	0		
			Total	0	0	0	0	0	1	0	0	0	1		
14	30	CEREBROVASCULAR DISEASES	Male	0	0	0	0	6	3	6	3	0	18		
			Female	0	0	0	0	1	0	0	0	0	1		
			Total	0	0	0	0	7	3	6	3	0	19		
15	31	SENILITY	Male	0	0	0	0	0	1	6	13	0	20		
			Female	0	0	0	0	0	0	0	2	0	2		
			Total	0	0	0	0	0	1	6	15	0	22		
16	32	Others not else where classifi	Male	0	0	2	0	0	4	0	1	0	7		
			Female	0	0	0	0	0	0	0	0	0	0		
			Total	0	0	2	0	0	4	0	1	0	7		
17	33	BITES OF SNAKES AND OTHER VENO	Male	0	0	0	0	1	1	0	0	0	2		
			Female	0	0	0	0	0	0	0	0	0	0		
			Total	0	0	0	0	1	1	0	0	0	2		

TABLE D-20 DEATHS BY SELECTED CAUSE OF DEATH, AGE, SEX AND HABITS-(URBAN) - 2022

SL. NO.	Cause ID	Selected cause of death	Sex	Age of the Diseased									Total	
				Below 15	15-24	25-34	35-44	45-54	55-64	65-69	70 & above	Age not Stated		
1	2	3		4	5	6	7	8	9	10	11	12	13	
18	34	BURNS AND CORROSIONS	Male	0	0	0	1	1	0	0	0	0	0	2
			Female	0	0	0	0	0	0	0	0	0	0	0
			Total	0	0	0	1	1	0	0	0	0	0	0
19	35	ACCIDENTAL FALLS	Male	0	0	3	2	0	0	0	1	0	0	6
			Female	0	0	0	0	0	0	0	0	0	0	0
			Total	0	0	3	2	0	0	0	1	0	0	0
20	36	POISONINGS BY DRUGS AND BIOLOG	Male	0	0	3	2	1	3	4	2	0	0	15
			Female	0	0	0	0	0	0	0	0	0	0	0
			Total	0	0	3	2	1	3	4	2	0	0	0
21	37	MOTOR VEHICLE TRAFFIC ACCIDENT	Male	0	0	2	0	1	0	0	0	0	0	3
			Female	0	0	0	0	0	0	0	0	0	0	0
			Total	0	0	2	0	1	0	0	0	0	0	0
22	38	OTHER ROAD VEHICLE ACCIDENTS	Male	0	0	1	2	0	0	0	0	0	0	3
			Female	0	0	0	0	0	0	0	0	0	0	0
			Total	0	0	1	2	0	0	0	0	0	0	0
23	39	INTENTIONAL SELF-HARM(SUICIDE-	Male	0	1	7	11	6	4	0	0	0	0	29
			Female	0	0	0	0	0	0	0	0	0	0	0
			Total	0	1	7	11	6	4	0	0	0	0	0
24	40	ASSAULT(HOMICIDE)	Male	0	0	1	0	0	0	0	0	0	0	1
			Female	0	0	0	0	0	0	0	0	0	0	0
			Total	0	0	1	0	0	0	0	0	0	0	0
25	42	Viral Fever	Male	0	0	2	3	0	0	0	1	0	0	6
			Female	0	0	0	0	0	0	0	0	0	0	0
			Total	0	0	2	3	0	0	0	1	0	0	0
26	43	RENAL FAILURE and OTHER DISORD	Male	0	2	5	13	11	7	2	5	0	0	45
			Female	0	0	0	1	0	0	0	0	0	0	1
			Total	0	2	5	14	11	7	2	5	0	0	0
27	44	SEPTICAEMIA	Male	0	0	5	8	9	4	4	4	4	0	34
			Female	0	0	0	0	0	1	0	0	0	0	1
			Total	0	0	5	8	9	5	4	4	4	0	0
28	46	COVID 19 VIRUS IDENTIFIED	Male	0	0	0	0	2	0	0	1	0	0	3
			Female	0	0	0	0	0	0	0	0	0	0	0
			Total	0	0	0	0	2	0	0	1	0	0	0
29	47	TUBERCULOSIS OF OTHER ORGANS A	Male	0	0	3	11	3	2	1	0	0	0	20
			Female	0	0	0	0	0	0	0	0	0	0	0
			Total	0	0	3	11	3	2	1	0	0	0	0
30	49	HUMAN IMMUNODEFICIENCY VIRUS[H	Male	0	0	0	0	0	2	0	0	0	0	2
			Female	0	0	0	0	0	0	0	0	0	0	0
			Total	0	0	0	0	0	2	0	0	0	0	0
31	50	MALIGNANT NEOPLASMS OF LIP, OR	Male	0	0	0	4	3	6	1	1	0	0	15
			Female	0	0	0	0	0	1	0	0	0	0	1
			Total	0	0	0	4	3	7	1	1	0	0	0
32	51	MALIGNANT NEOPLASM OF OESOPHAG	Male	0	0	1	3	2	3	2	1	0	0	12
			Female	0	0	0	0	0	0	0	1	0	0	1
			Total	0	0	1	3	2	3	2	2	0	0	0
33	52	MALIGNANT NEOPLASM OF STOMACH	Male	0	1	0	1	2	3	2	2	0	0	11
			Female	0	0	0	0	0	1	1	0	0	0	2
			Total	0	1	0	1	2	4	3	2	0	0	0
34	53	MALIGNANT NEOPLASMS OF LIVER A	Male	0	0	3	2	3	1	1	1	0	0	11
			Female	0	0	0	0	0	0	0	0	0	0	0
			Total	0	0	3	2	3	1	1	1	0	0	0
35	54	MALIGNANT NEOPLASMS OF LARYNX,	Male	0	1	1	7	5	5	3	3	0	0	25
			Female	0	0	0	0	0	0	0	0	0	0	0
			Total	0	1	1	7	5	5	3	3	0	0	0
36	57	MALIGNANT NEOPLASM OF PROSTATE	Male	0	0	0	0	0	0	0	1	0	0	1
			Female	0	0	0	0	0	0	0	0	0	0	0

TABLE D-20 DEATHS BY SELECTED CAUSE OF DEATH, AGE, SEX AND HABITS-(URBAN) - 2022

SL. NO.	Cause ID	Selected cause of death	Sex	Age of the Diseased									Total
				Below 15	15-24	25-34	35-44	45-54	55-64	65-69	70 & above	Age not Stated	
1		2	3	4	5	6	7	8	9	10	11	12	13
			Total	0	0	0	0	0	0	0	1	0	1
37	58	MALIGNANT NEOPLASM OF BLADDER	Male	0	0	0	0	1	1	0	0	0	2
			Female	0	0	0	0	0	0	0	0	0	0
			Total	0	0	0	0	1	1	0	0	0	2
38	59	MALIGNANT NEOPLASMS OF MENINGE	Male	0	0	0	0	0	1	0	0	0	1
			Female	0	0	0	0	0	0	0	0	0	0
			Total	0	0	0	0	0	1	0	0	0	1
39	60	LEUKAEMIA	Male	0	0	1	1	0	0	1	0	0	3
			Female	0	0	0	0	0	0	0	0	0	0
			Total	0	0	1	1	0	0	1	0	0	3
40	61	OTHER PROTEIN-ENERGY MALNUTRIT	Male	0	0	1	0	2	0	0	0	0	3
			Female	0	0	0	0	0	0	0	0	0	0
			Total	0	0	1	0	2	0	0	0	0	3
41	64	OTHER INFLAMMATORY DISEASES OF	Male	0	0	0	1	1	0	0	0	0	2
			Female	0	0	0	0	0	0	0	0	0	0
			Total	0	0	0	1	1	0	0	0	0	2
42	65	EPILEPSY	Male	0	0	1	1	1	0	0	0	0	3
			Female	0	0	0	0	0	0	0	0	0	0
			Total	0	0	1	1	1	0	0	0	0	3
43	66	HYPERTENSIVE HEART DISEASES	Male	0	1	8	8	15	10	7	8	0	57
			Female	0	0	0	0	0	0	1	1	0	2
			Total	0	1	8	8	15	10	8	9	0	59
44	67	ACUTE MYOCARDIAL INFARCTION	Male	0	1	15	37	56	34	20	27	0	190
			Female	0	0	0	0	0	0	1	1	0	2
			Total	0	1	15	37	56	34	21	28	0	192
45	68	ARTERIAL EMBOLISM AND THROMBOS	Male	0	0	1	0	0	0	0	1	0	2
			Female	0	0	0	0	0	0	0	0	0	0
			Total	0	0	1	0	0	0	0	1	0	2
46	69	BRONCHITIS ,BRONCHIOLITIS and	Male	0	0	2	0	1	1	1	2	0	7
			Female	0	0	0	0	0	0	0	0	0	0
			Total	0	0	2	0	1	1	1	2	0	7
47	71	PARALYTIC ILEUS AND INTESTINAL	Male	0	0	0	1	4	0	1	3	0	9
			Female	0	0	0	0	0	0	0	0	0	0
			Total	0	0	0	1	4	0	1	3	0	9
48	72	PERITONITIS	Male	0	0	0	1	0	0	0	0	0	1
			Female	0	0	0	0	0	0	0	0	0	0
			Total	0	0	0	1	0	0	0	0	0	1
49	73	CHOLELITHIASIS AND CHOLECYSTIT	Male	0	0	3	1	2	0	1	0	0	7
			Female	0	0	0	0	0	0	0	0	0	0
			Total	0	0	3	1	2	0	1	0	0	7
50	74	DISORDERS OF THE PANCREAS	Male	0	0	0	1	0	0	0	0	0	1
			Female	0	0	0	0	0	0	0	0	0	0
			Total	0	0	0	1	0	0	0	0	0	1
51	82	FEVER OF UNKNOWN ORIGIN	Male	0	0	1	3	0	1	0	0	0	5
			Female	0	0	0	0	0	0	0	0	0	0
			Total	0	0	1	3	0	1	0	0	0	5
52	83	SHOCK, NOT ELSEWHERE CLASSIFIE	Male	0	0	6	4	8	9	2	5	0	34
			Female	0	0	0	0	0	0	0	0	0	0
			Total	0	0	6	4	8	9	2	5	0	34
53	87	FRACTURE OF LOWER LIMB	Male	0	0	0	1	0	0	0	0	0	1
			Female	0	0	0	0	0	0	0	0	0	0
			Total	0	0	0	1	0	0	0	0	0	1
54	89	INTRACRANIAL AND INTERNAL INJU	Male	0	0	0	1	1	1	0	0	0	3
			Female	0	0	0	0	0	0	0	0	0	0
			Total	0	0	0	1	1	1	0	0	0	3

TABLE D-20 DEATHS BY SELECTED CAUSE OF DEATH, AGE, SEX AND HABITS-(URBAN) - 2022

SL. NO.	Cause ID	Selected cause of death	Sex	Age of the Diseased									Total
				Below 15	15-24	25-34	35-44	45-54	55-64	65-69	70 & above	Age not Stated	
1	2	3	4	5	6	7	8	9	10	11	12	13	
55	91	OTHER INJURIES OF SPECIFIED,UN	Male	0	0	0	3	0	0	0	0	0	3
			Female	0	0	0	0	0	0	0	0	0	0
			Total	0	0	0	3	0	0	0	0	0	3
56	96	ALL OTHER TRANSPORT ACCIDENTS	Male	0	0	3	0	0	1	0	0	0	4
			Female	0	0	0	0	0	0	0	0	0	0
			Total	0	0	3	0	0	1	0	0	0	4
57	97	ACCIDENTAL DROWING AND SUBMERS	Male	0	0	0	0	2	2	0	1	0	5
			Female	0	0	0	0	0	0	0	0	0	0
			Total	0	0	0	0	2	2	0	1	0	5
58	102	ACCIDENTAL POISONING BY AND E	Male	0	0	0	0	0	0	0	1	0	1
			Female	0	0	0	0	0	0	0	0	0	0
			Total	0	0	0	0	0	0	0	1	0	1
59	104	SUN STROKE	Male	0	0	0	1	0	2	1	0	0	4
			Female	0	0	0	0	0	0	0	0	0	0
			Total	0	0	0	1	0	2	1	0	0	4
60	106	DENGUE FEVER	Male	0	0	1	0	0	0	0	0	0	1
			Female	0	0	0	0	0	0	0	0	0	0
			Total	0	0	1	0	0	0	0	0	0	1
		Total	Male	0	11	122	206	222	188	86	140	0	975
			Female	0	0	0	2	3	8	7	5	0	25
			Total	0	0	0	0	1	1	0	2	0	1000
		Smoking,Chewing Tobacco & Drinking Alcohol											
1	2	TYPHOID FEVER AND PARATYPHOID	Male	0	0	0	0	0	1	0	1	0	2
			Female	0	0	0	0	0	0	0	0	0	0
			Total	0	0	0	0	0	1	0	1	0	2
2	4	DIARRHOEA AND GASTROENTERITIS	Male	0	0	0	1	1	1	0	2	0	5
			Female	0	0	0	0	0	0	0	0	0	0
			Total	0	0	0	1	1	1	0	2	0	5
3	5	RESPIRATORY TUBERCULOSIS	Male	0	0	3	7	8	7	1	4	0	30
			Female	0	0	0	0	0	0	0	0	0	0
			Total	0	0	3	7	8	7	1	4	0	30
4	14	OTHER AND UNSPECIFIED NEOPLASM	Male	0	0	2	2	4	8	3	4	0	23
			Female	0	0	0	1	1	1	0	0	0	3
			Total	0	0	2	3	5	9	3	4	0	26
5	15	DIABETES MELLITUS	Male	0	0	1	3	12	12	3	5	0	36
			Female	0	0	0	0	0	0	0	0	0	0
			Total	0	0	1	3	12	12	3	5	0	36
6	16	OTHER ANAEMIAS(D50-D55,D57-D64	Male	0	0	1	3	1	3	0	0	0	8
			Female	0	0	0	0	1	0	0	0	0	1
			Total	0	0	1	3	2	3	0	0	0	9
7	17	OTHER VIRAL ENCEPHALITIS	Male	0	0	2	0	0	0	1	0	0	3
			Female	0	0	0	0	0	0	0	0	0	0
			Total	0	0	2	0	0	0	1	0	0	3
8	18	OTHER FORMS OF HEART DISEASES	Male	0	2	13	23	27	21	7	26	0	119
			Female	0	0	0	0	0	1	1	0	0	2
			Total	0	2	13	23	27	22	8	26	0	121
9	19	PNEUMONIA	Male	0	2	6	13	12	15	3	9	0	60
			Female	0	0	0	0	0	0	1	0	0	1
			Total	0	2	6	13	12	15	4	9	0	61
10	20	INFLUENZA	Male	0	0	0	0	0	1	0	0	0	1
			Female	0	0	0	0	0	0	0	0	0	0
			Total	0	0	0	0	0	1	0	0	0	1
11	21	ASTHMA	Male	0	0	2	2	4	9	3	8	0	28
			Female	0	0	0	0	0	1	0	1	0	2
			Total	0	0	2	2	4	10	3	9	0	30
12	22	OTHER VIRAL HEPATITIS (Jaundic	Male	0	0	3	4	3	2	0	0	0	12

TABLE D-20 DEATHS BY SELECTED CAUSE OF DEATH, AGE, SEX AND HABITS-(URBAN) - 2022

SL. NO.	Cause ID	Selected cause of death	Sex	Age of the Diseased									Total
				Below 15	15-24	25-34	35-44	45-54	55-64	65-69	70 & above	Age not Stated	
1	2	3	4	5	6	7	8	9	10	11	12	13	
			Female	0	0	0	0	0	0	0	0	0	
			Total	0	0	3	4	3	2	0	0	0	
13	23	DISEASES OF THE LIVER	Male	0	0	21	48	31	12	1	2	0	
			Female	0	0	0	0	1	2	0	1	0	
			Total	0	0	21	48	32	14	1	3	0	
14	24	GASTRIC AND DUODENAL ULCER	Male	0	0	0	0	1	1	0	2	0	
			Female	0	0	0	0	0	0	0	0	0	
			Total	0	0	0	0	1	1	0	2	0	
15	25	DISEASES OF APPENDIX	Male	0	0	0	1	0	0	0	0	0	
			Female	0	0	0	0	0	0	0	0	0	
			Total	0	0	0	1	0	0	0	0	0	
16	30	CEREBROVASCULAR DISEASES	Male	0	0	1	0	5	2	7	5	0	
			Female	0	0	0	0	1	0	0	0	0	
			Total	0	0	1	0	6	2	7	5	0	
17	31	SENILITY	Male	0	0	0	0	0	2	8	19	0	
			Female	0	0	0	0	0	0	0	2	0	
			Total	0	0	0	0	0	2	8	21	0	
18	32	Others not else where classifi	Male	0	1	2	1	2	6	0	1	0	
			Female	0	0	0	0	0	0	0	0	0	
			Total	0	1	2	1	2	6	0	1	0	
19	33	BITES OF SNAKES AND OTHER VENO	Male	0	0	0	0	1	1	0	0	0	
			Female	0	0	0	0	0	0	0	0	0	
			Total	0	0	0	0	1	1	0	0	0	
20	34	BURNS AND CORROSIONS	Male	0	0	1	2	1	0	0	0	0	
			Female	0	0	0	0	0	0	0	0	0	
			Total	0	0	1	2	1	0	0	0	0	
21	35	ACCIDENTAL FALLS	Male	0	0	3	2	0	1	0	1	0	
			Female	0	0	0	0	0	0	0	0	0	
			Total	0	0	3	2	0	1	0	1	0	
22	36	POISONINGS BY DRUGS AND BIOLOG	Male	0	0	4	4	2	3	4	2	0	
			Female	0	0	0	0	0	0	0	0	0	
			Total	0	0	4	4	2	3	4	2	0	
23	37	MOTOR VEHICLE TRAFFIC ACCIDENT	Male	0	0	2	1	1	0	0	0	0	
			Female	0	0	0	0	0	0	0	0	0	
			Total	0	0	2	1	1	0	0	0	0	
24	38	OTHER ROAD VEHICLE ACCIDENTS	Male	0	0	2	3	0	0	1	0	0	
			Female	0	0	0	0	0	0	0	0	0	
			Total	0	0	2	3	0	0	1	0	0	
25	39	INTENTIONAL SELF-HARM(SUICIDE-	Male	0	3	7	13	8	4	0	0	0	
			Female	0	0	0	0	0	0	0	0	0	
			Total	0	3	7	13	8	4	0	0	0	
26	40	ASSAULT(HOMICIDE)	Male	0	0	1	1	0	0	0	0	0	
			Female	0	0	0	0	0	0	0	0	0	
			Total	0	0	1	1	0	0	0	0	0	
27	42	Viral Fever	Male	0	0	2	5	1	0	0	1	0	
			Female	0	0	0	0	0	0	0	0	0	
			Total	0	0	2	5	1	0	0	1	0	
28	43	RENAL FAILURE and OTHER DISORD	Male	0	2	6	19	17	11	3	7	0	
			Female	0	0	0	1	0	0	0	0	0	
			Total	0	2	6	20	17	11	3	7	0	
29	44	SEPTICAEMIA	Male	0	0	9	10	9	7	5	5	0	
			Female	0	0	0	0	0	1	1	0	0	
			Total	0	0	9	10	9	8	6	5	0	
30	45	Syphilis	Male	0	0	0	1	0	0	0	0	0	
			Female	0	0	0	0	0	0	0	0	0	
			Total	0	0	0	1	0	0	0	0	0	

TABLE D-20 DEATHS BY SELECTED CAUSE OF DEATH, AGE, SEX AND HABITS-(URBAN) - 2022

SL. NO.	Cause ID	Selected cause of death	Sex	Age of the Diseased									Total
				Below 15	15-24	25-34	35-44	45-54	55-64	65-69	70 & above	Age not Stated	
				4	5	6	7	8	9	10	11	12	
31	46	COVID 19 VIRUS IDENTIFIED	Male	0	0	0	0	2	0	0	1	0	3
			Female	0	0	0	0	0	0	0	0	0	0
			Total	0	0	0	0	2	0	0	1	0	3
32	47	TUBERCULOSIS OF OTHER ORGANS A	Male	0	1	4	13	4	4	0	0	0	26
			Female	0	0	0	0	0	0	0	0	0	0
			Total	0	1	4	13	4	4	0	0	0	26
33	49	HUMAN IMMUNODEFICIENCY VIRUS[H	Male	0	0	0	0	1	2	0	0	0	3
			Female	0	0	0	0	0	0	0	0	0	0
			Total	0	0	0	0	1	2	0	0	0	3
34	50	MALIGNANT NEOPLASMS OF LIP, OR	Male	0	0	0	7	4	9	2	1	0	23
			Female	0	0	0	0	0	0	0	1	0	1
			Total	0	0	0	7	4	9	2	2	0	24
35	51	MALIGNANT NEOPLASM OF OESOPHAG	Male	0	0	1	2	2	3	2	1	0	11
			Female	0	0	0	0	1	0	0	0	0	1
			Total	0	0	1	2	3	3	2	1	0	12
36	52	MALIGNANT NEOPLASM OF STOMACH	Male	0	1	0	1	4	3	2	2	0	13
			Female	0	0	0	0	0	1	1	0	0	2
			Total	0	1	0	1	4	4	3	2	0	15
37	53	MALIGNANT NEOPLASMS OF LIVER A	Male	0	0	3	2	3	3	1	1	0	13
			Female	0	0	0	0	0	0	0	0	0	0
			Total	0	0	3	2	3	3	1	1	0	13
38	54	MALIGNANT NEOPLASMS OF LARYNX,	Male	0	1	1	8	5	6	5	5	0	31
			Female	0	0	0	0	0	0	0	0	0	0
			Total	0	1	1	8	5	6	5	5	0	31
39	57	MALIGNANT NEOPLASM OF PROSTATE	Male	0	0	0	0	0	0	0	1	0	1
			Female	0	0	0	0	0	0	0	0	0	0
			Total	0	0	0	0	0	0	0	1	0	1
40	58	MALIGNANT NEOPLASM OF BLADDER	Male	0	0	0	0	1	0	0	0	0	1
			Female	0	0	0	0	0	0	0	0	0	0
			Total	0	0	0	0	1	0	0	0	0	1
41	59	MALIGNANT NEOPLASMS OF MENINGE	Male	0	0	0	0	0	1	0	0	0	1
			Female	0	0	0	0	0	0	0	0	0	0
			Total	0	0	0	0	0	1	0	0	0	1
42	60	LEUKAEMIA	Male	0	0	1	1	0	0	1	0	0	3
			Female	0	0	0	0	0	0	0	0	0	0
			Total	0	0	1	1	0	0	1	0	0	3
43	61	OTHER PROTEIN-ENERGY MALNUTRIT	Male	0	0	1	0	3	1	0	0	0	5
			Female	0	0	0	0	0	0	0	0	0	0
			Total	0	0	1	0	3	1	0	0	0	5
44	64	OTHER INFLAMMATORY DISEASES OF	Male	0	0	0	2	2	2	0	1	0	7
			Female	0	0	0	0	0	0	0	0	0	0
			Total	0	0	0	2	2	2	0	1	0	7
45	65	EPILEPSY	Male	0	1	2	1	1	1	0	0	0	6
			Female	0	0	0	0	0	0	0	0	0	0
			Total	0	1	2	1	1	1	0	0	0	6
46	66	HYPERTENSIVE HEART DISEASES	Male	0	1	8	17	22	18	11	8	0	85
			Female	0	0	0	0	0	0	1	1	0	2
			Total	0	1	8	17	22	18	12	9	0	87
47	67	ACUTE MYOCARDIAL INFARCTION	Male	0	2	19	58	82	48	20	32	0	261
			Female	0	0	0	0	0	0	2	1	0	3
			Total	0	2	19	58	82	48	22	33	0	264
48	68	ARTERIAL EMBOLISM AND THROMBOS	Male	0	0	1	0	0	0	0	1	0	2
			Female	0	0	0	0	0	0	0	0	0	0
			Total	0	0	1	0	0	0	0	1	0	2
49	69	BRONCHITIS ,BRONCHIOLITIS and	Male	0	0	4	0	2	2	1	3	0	12

TABLE D-20 DEATHS BY SELECTED CAUSE OF DEATH, AGE, SEX AND HABITS-(URBAN) - 2022

SL. NO.	Cause ID	Selected cause of death	Sex	Age of the Diseased									Total
				Below 15	15-24	25-34	35-44	45-54	55-64	65-69	70 & above	Age not Stated	
1	2	3	4	5	6	7	8	9	10	11	12	13	
			Female	0	0	0	0	0	0	0	0	0	
			Total	0	0	4	0	2	2	1	3	0	
50	71	PARALYTIC ILEUS AND INTESTINAL	Male	0	0	0	1	4	1	2	2	0	
			Female	0	0	0	0	0	0	0	0	0	
			Total	0	0	0	1	4	1	2	2	0	
51	72	PERITONITIS	Male	0	0	0	1	1	0	0	0	0	
			Female	0	0	0	0	0	0	0	0	0	
			Total	0	0	0	1	1	0	0	0	0	
52	73	CHOLELITHIASIS AND CHOLECYSTIT	Male	0	0	3	2	2	0	1	0	0	
			Female	0	0	0	0	0	0	0	0	0	
			Total	0	0	3	2	2	0	1	0	0	
53	74	DISORDERS OF THE PANCREAS	Male	0	0	0	2	0	0	0	1	0	
			Female	0	0	0	0	0	0	0	0	0	
			Total	0	0	0	2	0	0	0	1	0	
54	82	FEVER OF UNKNOWN ORIGIN	Male	0	0	1	3	1	2	0	0	0	
			Female	0	0	0	0	0	0	0	0	0	
			Total	0	0	1	3	1	2	0	0	0	
55	83	SHOCK, NOT ELSEWHERE CLASSIFIE	Male	0	0	9	5	13	11	3	5	0	
			Female	0	0	0	0	0	0	1	0	0	
			Total	0	0	9	5	13	11	4	5	0	
56	84	FRACTURE OF SKULL AND FACIAL B	Male	0	0	0	1	0	0	0	0	0	
			Female	0	0	0	0	0	0	0	0	0	
			Total	0	0	0	1	0	0	0	0	0	
57	86	FRACTURE OF UPPER LIMB	Male	0	0	1	0	0	0	0	1	0	
			Female	0	0	0	0	0	0	0	0	0	
			Total	0	0	1	0	0	0	0	1	0	
58	87	FRACTURE OF LOWER LIMB	Male	0	0	0	1	0	0	0	0	0	
			Female	0	0	0	0	0	0	0	0	0	
			Total	0	0	0	1	0	0	0	0	0	
59	89	INTRACRANIAL AND INTERNAL INJU	Male	0	0	1	1	1	1	0	0	0	
			Female	0	0	0	0	0	0	0	0	0	
			Total	0	0	1	1	1	1	0	0	0	
60	90	CRUSHING INJURIES AND TRAUMATI	Male	0	0	1	0	0	0	0	0	0	
			Female	0	0	0	0	0	0	0	0	0	
			Total	0	0	1	0	0	0	0	0	0	
61	91	OTHER INJURIES OF SPECIFIED,UN	Male	0	0	0	3	3	0	0	1	0	
			Female	0	0	0	0	0	0	0	0	0	
			Total	0	0	0	3	3	0	0	1	0	
62	96	ALL OTHER TRANSPORT ACCIDENTS	Male	0	0	3	0	0	1	0	0	0	
			Female	0	0	0	0	0	0	0	0	0	
			Total	0	0	3	0	0	1	0	0	0	
63	97	ACCIDENTAL DROWING AND SUBMERS	Male	0	0	0	2	2	2	0	1	0	
			Female	0	0	0	0	0	0	0	0	0	
			Total	0	0	0	2	2	2	0	1	0	
64	102	ACCIDENTAL POISOINING BY AND E	Male	0	0	0	1	0	0	0	1	0	
			Female	0	0	0	0	0	0	0	0	0	
			Total	0	0	0	1	0	0	0	1	0	
65	104	SUN STROKE	Male	0	0	0	1	0	4	2	1	0	
			Female	0	0	0	0	0	0	0	0	0	
			Total	0	0	0	1	0	4	2	1	0	
66	105	COVID 19 VIRUS NOT IDENTIFIED	Male	0	0	0	0	0	1	0	0	0	
			Female	0	0	0	0	0	0	0	0	0	
			Total	0	0	0	0	0	1	0	0	0	
67	106	DENGUE FEVER	Male	0	0	1	0	0	0	0	0	0	
			Female	0	0	0	0	0	0	0	0	0	
			Total	0	0	1	0	0	0	0	0	0	

TABLE D-20 DEATHS BY SELECTED CAUSE OF DEATH, AGE, SEX AND HABITS-(URBAN) - 2022

SL. NO.	Cause ID	Selected cause of death	Sex	Age of the Diseased									Total
				Below 15	15-24	25-34	35-44	45-54	55-64	65-69	70 & above	Age not Stated	
1		2	3	4	5	6	7	8	9	10	11	12	13
		Total	Male	0	17	159	305	316	256	103	174	0	1330
			Female	0	0	0	2	5	7	8	7	0	29
			Total	0	0	0	0	0	1	0	1	0	1359
		Smoking,Chewing Arecnut & Drinking Alcohol											
1	3	FOOD POISONING	Male	0	1	0	0	0	0	0	0	0	1
			Female	0	0	0	0	0	0	0	0	0	0
			Total	0	1	0	0	0	0	0	0	0	1
2	4	DIARRHOEA AND GASTROENTERITIS	Male	0	0	0	1	1	1	0	2	0	5
			Female	0	0	0	0	0	0	0	0	0	0
			Total	0	0	0	1	1	1	0	2	0	5
3	5	RESPIRATORY TUBERCULOSIS	Male	0	0	1	3	5	5	1	3	0	18
			Female	0	0	0	0	0	0	0	0	0	0
			Total	0	0	1	3	5	5	1	3	0	18
4	14	OTHER AND UNSPECIFIED NEOPLASM	Male	0	0	3	1	4	4	4	4	0	20
			Female	0	0	0	1	0	1	0	0	0	2
			Total	0	0	3	2	4	5	4	4	0	22
5	15	DIABETES MELLITUS	Male	0	0	0	2	9	6	2	4	0	23
			Female	0	0	0	0	0	0	0	0	0	0
			Total	0	0	0	2	9	6	2	4	0	23
6	16	OTHER ANAEMIAS(D50-D55,D57-D64	Male	0	0	0	4	2	2	0	0	0	8
			Female	0	0	0	0	1	0	0	0	0	1
			Total	0	0	0	4	3	2	0	0	0	9
7	17	OTHER VIRAL ENCEPHALITIS	Male	0	0	2	0	0	0	1	0	0	3
			Female	0	0	0	0	0	0	0	0	0	0
			Total	0	0	2	0	0	0	1	0	0	3
8	18	OTHER FORMS OF HEART DISEASES	Male	0	2	13	17	24	23	7	21	0	107
			Female	0	0	0	0	0	1	1	0	0	2
			Total	0	2	13	17	24	24	8	21	0	109
9	19	PNEUMONIA	Male	0	2	7	15	6	17	3	7	0	57
			Female	0	0	0	0	0	0	1	0	0	1
			Total	0	2	7	15	6	17	4	7	0	58
10	21	ASTHMA	Male	0	0	1	3	4	12	3	7	0	30
			Female	0	0	0	0	0	1	0	0	0	1
			Total	0	0	1	3	4	13	3	7	0	31
11	22	OTHER VIRAL HEPATITIS (Jaundic	Male	0	0	3	5	3	3	0	0	0	14
			Female	0	0	0	0	0	0	0	0	0	0
			Total	0	0	3	5	3	3	0	0	0	14
12	23	DISEASES OF THE LIVER	Male	0	0	19	39	26	10	4	2	0	100
			Female	0	0	0	0	1	1	0	0	0	2
			Total	0	0	19	39	27	11	4	2	0	102
13	24	GASTRIC AND DUODENAL ULCER	Male	0	0	0	0	1	0	1	2	0	4
			Female	0	0	0	0	0	0	0	0	0	0
			Total	0	0	0	0	1	0	1	2	0	4
14	25	DISEASES OF APPENDIX	Male	0	0	0	0	0	1	0	0	0	1
			Female	0	0	0	0	0	0	0	0	0	0
			Total	0	0	0	0	0	1	0	0	0	1
15	26	Genital Urinary system	Male	0	0	0	0	0	1	0	0	0	1
			Female	0	0	0	0	0	0	0	0	0	0
			Total	0	0	0	0	0	1	0	0	0	1
16	30	CEREBROVASCULAR DISEASES	Male	0	0	0	1	6	3	6	5	0	21
			Female	0	0	0	0	1	0	0	0	0	1
			Total	0	0	0	1	7	3	6	5	0	22
17	31	SENILITY	Male	0	0	0	0	0	1	8	16	0	25
			Female	0	0	0	0	0	0	0	2	0	2
			Total	0	0	0	0	0	1	8	18	0	27

TABLE D-20 DEATHS BY SELECTED CAUSE OF DEATH, AGE, SEX AND HABITS-(URBAN) - 2022

SL. NO.	Cause ID	Selected cause of death	Sex	Age of the Diseased									Total
				Below 15	15-24	25-34	35-44	45-54	55-64	65-69	70 & above	Age not Stated	
1	2	3		4	5	6	7	8	9	10	11	12	13
18	32	Others not else where classifi	Male	0	0	4	1	0	5	0	1	0	11
			Female	0	0	0	0	0	0	0	0	0	0
			Total	0	0	4	1	0	5	0	1	0	11
19	33	BITES OF SNAKES AND OTHER VENO	Male	0	0	0	0	1	1	0	0	0	2
			Female	0	0	0	0	0	0	0	0	0	0
			Total	0	0	0	0	1	1	0	0	0	2
20	34	BURNS AND CORROSIONS	Male	0	0	0	1	1	0	0	0	0	2
			Female	0	0	0	0	0	0	0	0	0	0
			Total	0	0	0	1	1	0	0	0	0	2
21	35	ACCIDENTAL FALLS	Male	0	0	3	2	0	0	0	1	0	6
			Female	0	0	0	0	0	0	0	0	0	0
			Total	0	0	3	2	0	0	0	1	0	6
22	36	POISONINGS BY DRUGS AND BIOLOG	Male	0	1	3	3	1	4	4	3	0	19
			Female	0	0	0	0	0	0	0	0	0	0
			Total	0	1	3	3	1	4	4	3	0	19
23	37	MOTOR VEHICLE TRAFFIC ACCIDENT	Male	0	0	2	0	1	0	0	0	0	3
			Female	0	0	0	0	0	0	0	0	0	0
			Total	0	0	2	0	1	0	0	0	0	3
24	38	OTHER ROAD VEHICLE ACCIDENTS	Male	0	0	1	3	1	1	0	0	0	6
			Female	0	0	0	0	0	0	0	0	0	0
			Total	0	0	1	3	1	1	0	0	0	6
25	39	INTENTIONAL SELF-HARM(SUICIDE-	Male	0	2	8	12	7	4	0	0	0	33
			Female	0	0	0	0	0	0	0	0	0	0
			Total	0	2	8	12	7	4	0	0	0	33
26	40	ASSAULT(HOMICIDE)	Male	0	0	1	0	0	0	0	0	0	1
			Female	0	0	0	0	0	0	0	0	0	0
			Total	0	0	1	0	0	0	0	0	0	1
27	42	Viral Fever	Male	0	0	3	3	0	0	0	1	0	7
			Female	0	0	0	0	0	0	0	0	0	0
			Total	0	0	3	3	0	0	0	1	0	7
28	43	RENAL FAILURE and OTHER DISORD	Male	0	2	5	17	12	10	3	5	0	54
			Female	0	0	0	1	0	0	0	0	0	1
			Total	0	2	5	18	12	10	3	5	0	55
29	44	SEPTICAEMIA	Male	0	0	7	10	11	5	4	5	0	42
			Female	0	0	0	0	0	1	0	0	0	1
			Total	0	0	7	10	11	6	4	5	0	43
30	46	COVID 19 VIRUS IDENTIFIED	Male	0	0	0	0	2	0	0	1	0	3
			Female	0	0	0	0	0	0	0	0	0	0
			Total	0	0	0	0	2	0	0	1	0	3
31	47	TUBERCULOSIS OF OTHER ORGANS A	Male	0	0	2	11	3	2	0	1	0	19
			Female	0	0	0	0	0	0	0	0	0	0
			Total	0	0	2	11	3	2	0	1	0	19
32	49	HUMAN IMMUNODEFICIENCY VIRUS[H	Male	0	0	0	0	1	2	0	0	0	3
			Female	0	0	0	0	0	0	0	0	0	0
			Total	0	0	0	0	1	2	0	0	0	3
33	50	MALIGNANT NEOPLASMS OF LIP, OR	Male	0	0	0	5	2	7	1	0	0	15
			Female	0	0	0	0	0	0	0	0	0	0
			Total	0	0	0	5	2	7	1	0	0	15
34	51	MALIGNANT NEOPLASM OF OESOPHAG	Male	0	0	1	2	2	3	2	1	0	11
			Female	0	0	0	0	0	0	0	0	0	0
			Total	0	0	1	2	2	3	2	1	0	11
35	52	MALIGNANT NEOPLASM OF STOMACH	Male	0	1	0	1	3	5	2	2	0	14
			Female	0	0	0	0	0	1	1	0	0	2
			Total	0	1	0	1	3	6	3	2	0	16
36	53	MALIGNANT NEOPLASMS OF LIVER A	Male	0	0	3	2	3	1	1	1	0	11
			Female	0	0	0	0	0	0	0	0	0	0

TABLE D-20 DEATHS BY SELECTED CAUSE OF DEATH, AGE, SEX AND HABITS-(URBAN) - 2022

SL. NO.	Cause ID	Selected cause of death	Sex	Age of the Diseased									Total
				Below 15	15-24	25-34	35-44	45-54	55-64	65-69	70 & above	Age not Stated	
1		2	3	4	5	6	7	8	9	10	11	12	13
			Total	0	0	3	2	3	1	1	1	0	11
37	54	MALIGNANT NEOPLASMS OF LARYNX,	Male	0	1	1	8	8	3	3	5	0	29
			Female	0	0	0	0	0	0	0	0	0	0
			Total	0	1	1	8	8	3	3	5	0	29
38	57	MALIGNANT NEOPLASM OF PROSTATE	Male	0	0	0	0	1	0	0	1	0	2
			Female	0	0	0	0	0	0	0	0	0	0
			Total	0	0	0	0	1	0	0	1	0	2
39	58	MALIGNANT NEOPLASM OF BLADDER	Male	0	0	0	0	1	0	0	0	0	1
			Female	0	0	0	0	0	0	0	0	0	0
			Total	0	0	0	0	1	0	0	0	0	1
40	59	MALIGNANT NEOPLASMS OF MENINGE	Male	0	0	0	0	0	1	0	1	0	2
			Female	0	0	0	0	0	0	0	0	0	0
			Total	0	0	0	0	0	1	0	1	0	2
41	60	LEUKAEMIA	Male	0	0	1	1	0	0	1	0	0	3
			Female	0	0	0	0	0	0	0	0	0	0
			Total	0	0	1	1	0	0	1	0	0	3
42	61	OTHER PROTEIN-ENERGY MALNUTRIT	Male	0	0	1	0	2	0	0	0	0	3
			Female	0	0	0	0	0	0	0	0	0	0
			Total	0	0	1	0	2	0	0	0	0	3
43	64	OTHER INFLAMMATORY DISEASES OF	Male	0	0	0	1	1	0	0	0	0	2
			Female	0	0	0	0	0	0	0	0	0	0
			Total	0	0	0	1	1	0	0	0	0	2
44	65	EPILEPSY	Male	0	0	1	1	1	1	0	0	0	4
			Female	0	0	0	0	0	0	0	0	0	0
			Total	0	0	1	1	1	1	0	0	0	4
45	66	HYPERTENSIVE HEART DISEASES	Male	0	1	9	12	18	17	8	9	0	74
			Female	0	0	0	0	0	0	1	1	0	2
			Total	0	1	9	12	18	17	9	10	0	76
46	67	ACUTE MYOCARDIAL INFARCTION	Male	0	2	17	42	63	38	22	32	0	216
			Female	0	0	0	0	0	0	0	1	0	1
			Total	0	2	17	42	63	38	22	33	0	217
47	68	ARTERIAL EMBOLISM AND THROMBOS	Male	0	0	1	0	1	0	0	1	0	3
			Female	0	0	0	0	0	0	0	0	0	0
			Total	0	0	1	0	1	0	0	1	0	3
48	69	BRONCHITIS ,BRONCHIOLITIS and	Male	0	0	3	0	2	1	1	1	0	8
			Female	0	0	0	0	0	0	0	0	0	0
			Total	0	0	3	0	2	1	1	1	0	8
49	71	PARALYTIC ILEUS AND INTESTINAL	Male	0	0	0	3	2	1	1	2	0	9
			Female	0	0	0	0	0	0	0	0	0	0
			Total	0	0	0	3	2	1	1	2	0	9
50	72	PERITONITIS	Male	0	0	0	1	0	0	0	0	0	1
			Female	0	0	0	0	0	0	0	0	0	0
			Total	0	0	0	1	0	0	0	0	0	1
51	73	CHOLELITHIASIS AND CHOLECYSTIT	Male	0	0	3	1	3	0	0	0	0	7
			Female	0	0	0	0	0	0	0	0	0	0
			Total	0	0	3	1	3	0	0	0	0	7
52	74	DISORDERS OF THE PANCREAS	Male	0	0	0	1	0	0	0	0	0	1
			Female	0	0	0	0	0	0	0	0	0	0
			Total	0	0	0	1	0	0	0	0	0	1
53	82	FEVER OF UNKNOWN ORIGIN	Male	0	0	1	3	0	1	2	0	0	7
			Female	0	0	0	0	0	0	0	0	0	0
			Total	0	0	1	3	0	1	2	0	0	7
54	83	SHOCK, NOT ELSEWHERE CLASSIFIE	Male	0	0	9	5	12	9	2	4	0	41
			Female	0	0	0	0	0	0	0	0	0	0
			Total	0	0	9	5	12	9	2	4	0	41

TABLE D-20 DEATHS BY SELECTED CAUSE OF DEATH, AGE, SEX AND HABITS-(URBAN) - 2022

SL. NO.	Cause ID	Selected cause of death	Sex	Age of the Diseased									Total		
				Below 15	15-24	25-34	35-44	45-54	55-64	65-69	70 & above	Age not Stated			
				4	5	6	7	8	9	10	11	12		13	
55	87	FRACTURE OF LOWER LIMB	Male	0	0	0	1	0	0	0	0	0	0	0	1
			Female	0	0	0	0	0	0	0	0	0	0	0	0
			Total	0	0	0	1	0	0	0	0	0	0	0	1
56	89	INTRACRANIAL AND INTERNAL INJU	Male	0	0	0	1	1	1	0	0	0	0	0	3
			Female	0	0	0	0	0	0	0	0	0	0	0	0
			Total	0	0	0	1	1	1	0	0	0	0	0	3
57	91	OTHER INJURIES OF SPECIFIED,UN	Male	0	0	0	3	0	0	1	0	0	0	0	4
			Female	0	0	0	0	0	0	0	0	0	0	0	0
			Total	0	0	0	3	0	0	1	0	0	0	0	4
58	96	ALL OTHER TRANSPORT ACCIDENTS	Male	0	0	3	1	0	1	0	0	0	0	0	5
			Female	0	0	0	0	0	0	0	0	0	0	0	0
			Total	0	0	3	1	0	1	0	0	0	0	0	5
59	97	ACCIDENTAL DROWING AND SUBMERS	Male	0	0	0	0	2	3	0	1	0	0	0	6
			Female	0	0	0	0	0	0	0	0	0	0	0	0
			Total	0	0	0	0	2	3	0	1	0	0	0	6
60	102	ACCIDENTAL POISONING BY AND E	Male	0	0	0	0	0	0	0	1	0	0	0	1
			Female	0	0	0	0	0	0	0	0	0	0	0	0
			Total	0	0	0	0	0	0	0	1	0	0	0	1
61	104	SUN STROKE	Male	0	0	0	1	0	3	1	0	0	0	0	5
			Female	0	0	0	0	0	0	0	0	0	0	0	0
			Total	0	0	0	1	0	3	1	0	0	0	0	5
62	106	DENGUE FEVER	Male	0	0	1	0	0	0	0	0	0	0	0	1
			Female	0	0	0	0	0	0	0	0	0	0	0	0
			Total	0	0	1	0	0	0	0	0	0	0	0	1
		Total	Male	0	15	143	250	260	219	99	153	0	0	0	1139
			Female	0	0	0	2	3	6	4	4	0	0	0	19
			Total	0	1	0	0	0	0	0	0	0	0	0	1158

TABLE D-21 DEATHS BY SELECTED CAUSE OF DEATH, AGE, SEX AND HABITS-(RURAL & URBAN) - 2022

SL. NO.	Cause ID	Selected cause of death	Sex	Age of the Diseased									Total
				Below 15	15-24	25-34	35-44	45-54	55-64	65-69	70 & above	Age not State	
	1	2	3	4	5	6	7	8	9	10	11	12	13
		All habits											
1	4	DIARRHOEA AND GASTROENTERITIS	Male	0	0	0	0	2	2	1	2	0	7
			Female	0	0	0	0	0	0	0	0	0	0
			Total	0	0	0	0	2	2	1	2	0	7
2	5	RESPIRATORY TUBERCULOSIS	Male	0	0	1	3	6	5	1	5	0	21
			Female	0	0	0	0	0	0	0	0	0	0
			Total	0	0	1	3	6	5	1	5	0	21
3	14	OTHER AND UNSPECIFIED NEOPLASM	Male	0	0	2	1	8	4	5	4	0	24
			Female	0	0	0	1	0	1	0	0	0	2
			Total	0	0	2	2	8	5	5	4	0	26
4	15	DIABETES MELLITUS	Male	0	0	0	3	10	6	1	4	0	24
			Female	0	0	0	0	0	0	0	0	0	0
			Total	0	0	0	3	10	6	1	4	0	24
5	16	OTHER ANAEMIAS(D50-D55,D57-D64)	Male	0	0	1	3	1	2	0	0	0	7
			Female	0	0	0	0	1	0	0	0	0	1
			Total	0	0	1	3	2	2	0	0	0	8
6	17	OTHER VIRAL ENCEPHALITIS	Male	0	0	1	0	0	0	1	0	0	2
			Female	0	0	0	0	0	0	0	0	0	0
			Total	0	0	1	0	0	0	1	0	0	2
7	18	OTHER FORMS OF HEART DISEASES	Male	0	2	12	16	30	37	7	35	0	139
			Female	0	0	0	0	0	2	1	0	0	3
			Total	0	2	12	16	30	39	8	35	0	142
8	19	PNEUMONIA	Male	0	3	6	14	7	16	5	8	0	59
			Female	0	0	0	0	0	0	1	0	0	1
			Total	0	3	6	14	7	16	6	8	0	60
9	21	ASTHMA	Male	0	0	2	5	6	12	4	18	0	47
			Female	0	0	0	0	0	1	0	1	0	2
			Total	0	0	2	5	6	13	4	19	0	49
10	22	OTHER VIRAL HEPATITIS (Jaundic	Male	0	0	3	3	2	2	0	0	0	10
			Female	0	0	0	0	0	0	0	0	0	0
			Total	0	0	3	3	2	2	0	0	0	10
11	23	DISEASES OF THE LIVER	Male	0	0	24	37	27	16	2	4	0	110
			Female	0	0	0	0	1	1	0	0	0	2
			Total	0	0	24	37	28	17	2	4	0	112
12	24	GASTRIC AND DUODENAL ULCER	Male	0	0	0	0	1	0	0	2	0	3
			Female	0	0	0	0	0	0	0	0	0	0
			Total	0	0	0	0	1	0	0	2	0	3
13	25	DISEASES OF APPENDIX	Male	0	0	0	1	0	0	0	0	0	1
			Female	0	0	0	0	0	0	0	0	0	0
			Total	0	0	0	1	0	0	0	0	0	1
14	30	CEREBROVASCULAR DISEASES	Male	0	0	0	0	6	3	5	3	0	17
			Female	0	0	0	0	1	0	0	0	0	1
			Total	0	0	0	0	7	3	5	3	0	18
15	31	SENILITY	Male	0	0	0	0	0	1	14	37	0	52
			Female	0	0	0	0	0	0	0	2	0	2
			Total	0	0	0	0	0	1	14	39	0	54
15	32	Others not else where classifi	Male	0	0	4	1	0	5	0	3	0	13
			Female	0	0	0	0	0	0	0	0	0	0
			Total	0	0	4	1	0	5	0	3	0	13
16	33	BITES OF SNAKES AND OTHER VENO	Male	0	0	0	0	1	1	0	0	0	2
			Female	0	0	0	0	0	0	0	0	0	0
			Total	0	0	0	0	1	1	0	0	0	2
17	34	BURNS AND CORROSIONS	Male	0	0	0	1	1	0	0	0	0	2

TABLE D-21 DEATHS BY SELECTED CAUSE OF DEATH, AGE, SEX AND HABITS-(RURAL & URBAN) - 2022

SL. NO.	Cause ID	Selected cause of death	Sex	Age of the Diseased									Total
				Below 15	15-24	25-34	35-44	45-54	55-64	65-69	70 & above	Age not State	
	1	2	3	4	5	6	7	8	9	10	11	12	13
			Female	0	0	0	0	0	0	0	0	0	0
			Total	0	0	0	1	1	0	0	0	0	2
18	35	ACCIDENTAL FALLS	Male	0	0	3	3	0	0	0	1	0	7
			Female	0	0	0	0	0	0	0	0	0	0
			Total	0	0	3	3	0	0	0	1	0	7
19	36	POISONINGS BY DRUGS AND BIOLOG	Male	0	0	3	2	1	2	4	2	0	14
			Female	0	0	0	0	0	0	0	0	0	0
			Total	0	0	3	2	1	2	4	2	0	14
20	37	MOTOR VEHICLE TRAFFIC ACCIDENT	Male	0	0	3	1	1	0	0	0	0	5
			Female	0	0	0	0	0	0	0	0	0	0
			Total	0	0	3	1	1	0	0	0	0	5
21	38	OTHER ROAD VEHICLE ACCIDENTS	Male	0	0	1	3	2	1	0	2	0	9
			Female	0	0	0	0	0	0	0	0	0	0
			Total	0	0	1	3	2	1	0	2	0	9
22	39	INTENTIONAL SELF-HARM(SUICIDE-	Male	0	2	6	11	8	4	0	0	0	31
			Female	0	0	0	0	0	0	0	0	0	0
			Total	0	2	6	11	8	4	0	0	0	31
23	40	ASSAULT(HOMICIDE)	Male	0	0	1	0	0	0	0	0	0	1
			Female	0	0	0	0	0	0	0	0	0	0
			Total	0	0	1	0	0	0	0	0	0	1
24	42	Viral Fever	Male	0	0	2	4	0	0	0	1	0	7
			Female	0	0	0	0	0	0	0	0	0	0
			Total	0	0	2	4	0	0	0	1	0	7
25	43	RENAL FAILURE and OTHER DISORD	Male	0	2	9	17	14	11	2	7	0	62
			Female	0	0	0	2	0	0	0	0	0	2
			Total	0	2	9	19	14	11	2	7	0	64
26	44	SEPTICAEMIA	Male	0	0	5	8	9	3	5	4	0	34
			Female	0	0	0	0	0	1	0	0	0	1
			Total	0	0	5	8	9	4	5	4	0	35
27	46	COVID 19 VIRUS IDENTIFIED	Male	0	0	0	0	2	0	0	1	0	3
			Female	0	0	0	0	0	0	0	0	0	0
			Total	0	0	0	0	2	0	0	1	0	3
28	47	TUBERCULOSIS OF OTHER ORGANS A	Male	0	1	2	11	6	2	0	1	0	23
			Female	0	0	0	0	0	0	0	0	0	0
			Total	0	1	2	11	6	2	0	1	0	23
29	49	HUMAN IMMUNODEFICIENCY VIRUS[H	Male	0	0	0	0	0	2	0	0	0	2
			Female	0	0	0	0	0	0	0	0	0	0
			Total	0	0	0	0	0	2	0	0	0	2
30	50	MALIGNANT NEOPLASMS OF LIP, OR	Male	0	0	1	6	5	6	2	1	0	21
			Female	0	0	0	0	0	0	0	0	0	0
			Total	0	0	1	6	5	6	2	1	0	21
31	51	MALIGNANT NEOPLASM OF OESOPHAG	Male	0	0	1	2	3	3	3	3	0	15
			Female	0	0	0	0	0	0	0	0	0	0
			Total	0	0	1	2	3	3	3	3	0	15
32	52	MALIGNANT NEOPLASM OF STOMACH	Male	0	1	0	1	3	4	4	4	0	17
			Female	0	0	0	0	0	1	1	0	0	2
			Total	0	1	0	1	3	5	5	4	0	19
33	53	MALIGNANT NEOPLASMS OF LIVER A	Male	0	0	4	3	3	2	1	2	0	15
			Female	0	0	0	0	0	0	0	0	0	0
			Total	0	0	4	3	3	2	1	2	0	15
34	54	MALIGNANT NEOPLASMS OF LARYNX,	Male	0	1	1	7	5	3	3	3	0	23
			Female	0	0	0	0	0	0	0	0	0	0
			Total	0	1	1	7	5	3	3	3	0	23

TABLE D-21 DEATHS BY SELECTED CAUSE OF DEATH, AGE, SEX AND HABITS-(RURAL & URBAN) - 2022

SL. NO.	Cause ID	Selected cause of death	Sex	Age of the Diseased									Total
				Below 15	15-24	25-34	35-44	45-54	55-64	65-69	70 & above	Age not State	
	1	2	3	4	5	6	7	8	9	10	11	12	13
35	57	MALIGNANT NEOPLASM OF PROSTATE	Male	0	0	0	0	0	0	0	1	0	1
			Female	0	0	0	0	0	0	0	0	0	0
			Total	0	0	0	0	0	0	0	1	0	1
36	58	MALIGNANT NEOPLASM OF BLADDER	Male	0	0	0	0	1	1	0	0	0	2
			Female	0	0	0	0	0	0	0	0	0	0
			Total	0	0	0	0	1	1	0	0	0	2
37	59	MALIGNANT NEOPLASMS OF MENINGE	Male	0	0	0	0	0	1	0	0	0	1
			Female	0	0	0	0	0	0	0	0	0	0
			Total	0	0	0	0	0	1	0	0	0	1
38	60	LEUKAEMIA	Male	0	0	1	1	0	0	1	0	0	3
			Female	0	0	0	0	0	0	0	0	0	0
			Total	0	0	1	1	0	0	1	0	0	3
39	61	OTHER PROTEIN-ENERGY MALNUTRIT	Male	0	0	1	0	2	0	0	0	0	3
			Female	0	0	0	0	0	0	0	0	0	0
			Total	0	0	1	0	2	0	0	0	0	3
40	64	OTHER INFLAMMATORY DISEASES OF	Male	0	0	0	1	1	0	0	0	0	2
			Female	0	0	0	0	0	0	0	0	0	0
			Total	0	0	0	1	1	0	0	0	0	2
41	65	EPILEPSY	Male	0	0	1	1	3	0	0	0	0	5
			Female	0	0	0	0	0	0	0	0	0	0
			Total	0	0	1	1	3	0	0	0	0	5
42	66	HYPERTENSIVE HEART DISEASES	Male	0	1	8	12	20	16	8	13	0	78
			Female	0	0	0	0	0	0	1	1	0	2
			Total	0	1	8	12	20	16	9	14	0	80
43	67	ACUTE MYOCARDIAL INFARCTION	Male	0	1	20	50	65	41	22	32	0	231
			Female	0	0	0	0	0	0	0	1	0	1
			Total	0	1	20	50	65	41	22	33	0	232
44	68	ARTERIAL EMBOLISM AND THROMBOS	Male	0	0	1	0	1	0	0	1	0	3
			Female	0	0	0	0	0	0	0	0	0	0
			Total	0	0	1	0	1	0	0	1	0	3
45	69	BRONCHITIS ,BRONCHIOLITIS and	Male	0	0	2	0	1	2	3	1	0	9
			Female	0	0	0	0	0	0	0	0	0	0
			Total	0	0	2	0	1	2	3	1	0	9
46	71	PARALYTIC ILEUS AND INTESTINAL	Male	0	0	0	5	6	5	2	4	0	22
			Female	0	0	0	0	0	0	0	0	0	0
			Total	0	0	0	5	6	5	2	4	0	22
47	72	PERITONITIS	Male	0	0	0	1	0	0	0	0	0	1
			Female	0	0	0	0	0	0	0	0	0	0
			Total	0	0	0	1	0	0	0	0	0	1
48	73	CHOLELITHIASIS AND CHOLECYSTIT	Male	0	0	4	1	2	1	0	0	0	8
			Female	0	0	0	0	0	0	0	0	0	0
			Total	0	0	4	1	2	1	0	0	0	8
49	74	DISORDERS OF THE PANCREAS	Male	0	0	0	2	0	0	0	0	0	2
			Female	0	0	0	0	0	0	0	0	0	0
			Total	0	0	0	2	0	0	0	0	0	2
50	75	RHEUMATOID ARTHRITIS AND OTHER	Male	0	0	0	0	0	1	0	1	0	2
			Female	0	0	0	0	0	0	0	0	0	0
			Total	0	0	0	0	0	1	0	1	0	2
51	82	FEVER OF UNKNOWN ORIGIN	Male	0	1	1	5	0	3	1	1	0	12
			Female	0	0	0	0	0	0	0	0	0	0
			Total	0	1	1	5	0	3	1	1	0	12
52	83	SHOCK, NOT ELSEWHERE CLASSIFIE	Male	0	0	6	9	9	7	2	5	0	38

TABLE D-21 DEATHS BY SELECTED CAUSE OF DEATH, AGE, SEX AND HABITS-(RURAL & URBAN) - 2022													
SL. NO.	Cause ID	Selected cause of death	Sex	Age of the Diseased									Total
				Below 15	15-24	25-34	35-44	45-54	55-64	65-69	70 & above	Age not State	
	1	2	3	4	5	6	7	8	9	10	11	12	13
			Female	0	0	0	0	0	0	0	0	0	0
			Total	0	0	6	9	9	7	2	5	0	38
53	87	FRACTURE OF LOWER LIMB	Male	0	0	0	1	0	0	0	0	0	1
			Female	0	0	0	0	0	0	0	0	0	0
			Total	0	0	0	1	0	0	0	0	0	1
54	89	INTRACRANIAL AND INTERNAL INJU	Male	0	0	0	1	1	1	0	0	0	3
			Female	0	0	0	0	0	0	0	0	0	0
			Total	0	0	0	1	1	1	0	0	0	3
55	91	OTHER INJURIES OF SPECIFIED,UN	Male	0	0	0	3	0	1	0	0	0	4
			Female	0	0	0	0	0	0	0	0	0	0
			Total	0	0	0	3	0	1	0	0	0	4
56	96	ALL OTHER TRANSPORT ACCIDENTS	Male	0	0	3	0	0	1	0	0	0	4
			Female	0	0	0	0	0	0	0	0	0	0
			Total	0	0	3	0	0	1	0	0	0	4
57	97	ACCIDENTAL DROWING AND SUBMERS	Male	0	1	1	0	2	2	0	1	0	7
			Female	0	0	0	0	0	0	0	0	0	0
			Total	0	1	1	0	2	2	0	1	0	7
58	102	ACCIDENTAL POISONING BY AND E	Male	0	0	0	0	1	0	0	1	0	2
			Female	0	0	0	0	0	0	0	0	0	0
			Total	0	0	0	0	1	0	0	1	0	2
59	104	SUN STROKE	Male	0	0	0	1	0	3	1	0	0	5
			Female	0	0	0	0	0	0	0	0	0	0
			Total	0	0	0	1	0	3	1	0	0	5
60	106	DENGUE FEVER	Male	0	0	1	0	0	0	0	0	0	1
			Female	0	0	0	0	0	0	0	0	0	0
			Total	0	0	1	0	0	0	0	0	0	1
		Total	Male	0	16	148	261	285	241	110	218	0	1279
			Female	0	0	0	3	3	7	4	5	0	22
			Total	0	0	0	0	2	2	1	2	0	1301
		C. Chewing Arecant & Drinking Alcohol											
1	2	TYPHOID FEVER AND PARATYPHOID	Male	0	0	0	2	0	2	1	0	0	5
			Female	0	0	0	0	0	0	0	0	0	0
			Total	0	0	0	2	0	2	1	0	0	5
2	3	FOOD POISONING	Male	0	1	0	0	0	0	0	0	0	1
			Female	0	0	0	0	1	0	0	0	0	1
			Total	0	1	0	0	1	0	0	0	0	2
3	4	DIARRHOEA AND GASTROENTERITIS	Male	0	0	0	1	4	2	1	4	0	12
			Female	0	0	0	0	0	0	0	0	0	0
			Total	0	0	0	1	4	2	1	4	0	12
4	5	RESPIRATORY TUBERCULOSIS	Male	0	1	4	8	10	8	1	8	0	40
			Female	0	0	0	0	0	2	0	0	0	2
			Total	0	1	4	8	10	10	1	8	0	42
5	14	OTHER AND UNSPECIFIED NEOPLASM	Male	0	0	4	6	16	8	7	6	0	47
			Female	0	0	1	1	1	1	0	0	0	4
			Total	0	0	5	7	17	9	7	6	0	51
6	15	DIABETES MELLITUS	Male	0	0	2	8	20	9	4	8	0	51
			Female	0	0	0	1	1	0	1	0	0	3
			Total	0	0	2	9	21	9	5	8	0	54
7	16	OTHER ANAEMIAS(D50-D55,D57-D64	Male	0	1	3	7	4	4	0	1	0	20
			Female	0	0	0	0	2	0	0	0	0	2
			Total	0	1	3	7	6	4	0	1	0	22
8	17	OTHER VIRAL ENCEPHALITIS	Male	0	0	2	0	1	0	1	0	0	4
			Female	0	0	0	0	0	0	0	1	0	1
			Total	0	0	2	0	1	0	1	1	0	5

TABLE D-21 DEATHS BY SELECTED CAUSE OF DEATH, AGE, SEX AND HABITS-(RURAL & URBAN) - 2022

SL. NO.	Cause ID	Selected cause of death	Sex	Age of the Diseased									Age not State	Total
				Below 15	15-24	25-34	35-44	45-54	55-64	65-69	70 & above			
	1	2	3	4	5	6	7	8	9	10	11	12	13	
9	18	OTHER FORMS OF HEART DISEASES	Male	0	2	28	49	64	81	13	87	0	324	
			Female	0	0	0	1	4	7	1	4	0	17	
			Total	0	2	28	50	68	88	14	91	0	341	
10	19	PNEUMONIA	Male	0	3	14	22	16	26	5	12	0	98	
			Female	0	0	0	1	0	2	2	1	0	6	
			Total	0	3	14	23	16	28	7	13	0	104	
11	20	INFLUENZA	Male	0	0	0	0	1	0	0	0	0	1	
			Female	0	0	0	1	0	0	0	0	0	1	
			Total	0	0	0	1	1	0	0	0	0	2	
12	21	ASTHMA	Male	0	0	4	7	12	25	12	29	0	89	
			Female	0	0	0	0	0	2	0	10	0	12	
			Total	0	0	4	7	12	27	12	39	0	101	
13	22	OTHER VIRAL HEPATITIS (Jaundic	Male	0	0	3	11	8	4	1	0	0	27	
			Female	0	0	0	0	0	0	0	0	0	0	
			Total	0	0	3	11	8	4	1	0	0	27	
14	23	DISEASES OF THE LIVER	Male	0	1	48	94	66	32	12	10	0	263	
			Female	0	0	0	1	3	3	0	0	0	7	
			Total	0	1	48	95	69	35	12	10	0	270	
15	24	GASTRIC AND DUODENAL ULCER	Male	0	0	1	2	1	1	1	2	0	8	
			Female	0	0	0	0	0	0	0	0	0	0	
			Total	0	0	1	2	1	1	1	2	0	8	
16	25	DISEASES OF APPENDIX	Male	0	0	0	1	0	1	0	0	0	2	
			Female	0	0	0	0	0	0	0	0	0	0	
			Total	0	0	0	1	0	1	0	0	0	2	
17	26	Genital Urinary system	Male	0	0	0	0	0	2	0	0	0	2	
			Female	0	0	0	0	0	0	0	0	0	0	
			Total	0	0	0	0	0	2	0	0	0	2	
18	30	CEREBROVASCULAR DISEASES	Male	0	0	2	6	9	6	10	10	0	43	
			Female	0	0	0	0	2	0	0	0	0	2	
			Total	0	0	2	6	11	6	10	10	0	45	
19	31	SENILITY	Male	0	0	0	0	0	5	29	84	0	118	
			Female	0	0	0	0	0	0	1	17	0	18	
			Total	0	0	0	0	0	5	30	101	0	136	
20	32	Others not else where classifi	Male	0	1	8	6	1	9	0	14	0	39	
			Female	0	0	0	0	0	0	0	4	0	4	
			Total	0	1	8	6	1	9	0	18	0	43	
21	33	BITES OF SNAKES AND OTHER VENO	Male	0	0	0	0	1	2	0	0	0	3	
			Female	0	0	0	0	0	0	0	0	0	0	
			Total	0	0	0	0	1	2	0	0	0	3	
22	34	BURNS AND CORROSIONS	Male	0	1	1	2	2	0	0	0	0	6	
			Female	0	0	0	0	0	0	0	0	0	0	
			Total	0	1	1	2	2	0	0	0	0	6	
23	35	ACCIDENTAL FALLS	Male	0	1	3	4	0	0	0	1	0	9	
			Female	0	0	0	0	0	0	0	0	0	0	
			Total	0	1	3	4	0	0	0	1	0	9	
24	36	POISONINGS BY DRUGS AND BIOLOG	Male	0	3	6	7	4	6	4	5	0	35	
			Female	0	0	0	0	0	0	1	0	0	1	
			Total	0	3	6	7	4	6	5	5	0	36	
25	37	MOTOR VEHICLE TRAFFIC ACCIDENT	Male	0	0	7	4	1	1	0	0	0	13	
			Female	0	0	0	0	0	0	0	0	0	0	
			Total	0	0	7	4	1	1	0	0	0	13	
26	38	OTHER ROAD VEHICLE ACCIDENTS	Male	0	0	3	7	4	4	0	3	0	21	

TABLE D-21 DEATHS BY SELECTED CAUSE OF DEATH, AGE, SEX AND HABITS-(RURAL & URBAN) - 2022

SL. NO.	Cause ID	Selected cause of death	Sex	Age of the Diseased									Age not State	Total
				Below 15	15-24	25-34	35-44	45-54	55-64	65-69	70 & above			
	1	2	3	4	5	6	7	8	9	10	11	12	13	
			Female	0	0	0	0	0	0	0	0	0	0	
			Total	0	0	3	7	4	4	0	3	0	21	
27	39	INTENTIONAL SELF-HARM(SUICIDE-	Male	0	4	13	15	13	6	0	0	0	51	
			Female	0	0	0	0	0	0	0	0	0	0	
			Total	0	4	13	15	13	6	0	0	0	51	
28	40	ASSAULT(HOMICIDE)	Male	0	0	3	0	0	1	0	1	0	5	
			Female	0	0	0	0	0	0	0	0	0	0	
			Total	0	0	3	0	0	1	0	1	0	5	
29	42	Viral Fever	Male	0	0	6	7	0	0	0	1	0	14	
			Female	0	0	0	0	0	0	0	0	0	0	
			Total	0	0	6	7	0	0	0	1	0	14	
30	43	RENAL FAILURE and OTHER DISORD	Male	0	2	14	32	28	24	6	13	0	119	
			Female	0	0	0	2	3	0	0	2	0	7	
			Total	0	2	14	34	31	24	6	15	0	126	
31	44	SEPTICAEMIA	Male	0	0	10	23	21	10	8	5	0	77	
			Female	0	0	0	0	1	1	0	0	0	2	
			Total	0	0	10	23	22	11	8	5	0	79	
32	45	Syphilis	Male	0	0	0	0	1	0	0	0	0	1	
			Female	0	0	0	0	0	0	0	0	0	0	
			Total	0	0	0	0	1	0	0	0	0	1	
33	46	COVID 19 VIRUS IDENTIFIED	Male	0	0	0	0	4	0	0	2	0	6	
			Female	0	0	0	1	0	0	0	0	0	1	
			Total	0	0	0	1	4	0	0	2	0	7	
34	47	TUBERCULOSIS OF OTHER ORGANS A	Male	0	1	4	12	8	2	0	2	0	29	
			Female	0	0	0	0	0	0	1	0	0	1	
			Total	0	1	4	12	8	2	1	2	0	30	
35	49	HUMAN IMMUNODEFICIENCY VIRUS[H	Male	0	0	0	1	2	2	0	0	0	5	
			Female	0	0	0	0	0	0	0	0	0	0	
			Total	0	0	0	1	2	2	0	0	0	5	
36	50	MALIGNANT NEOPLASMS OF LIP, OR	Male	0	0	2	9	9	10	3	4	0	37	
			Female	0	0	0	0	0	1	0	1	0	2	
			Total	0	0	2	9	9	11	3	5	0	39	
37	51	MALIGNANT NEOPLASM OF OESOPHAG	Male	0	1	1	2	4	3	3	5	0	19	
			Female	0	0	0	0	0	0	0	0	0	0	
			Total	0	1	1	2	4	3	3	5	0	19	
38	52	MALIGNANT NEOPLASM OF STOMACH	Male	0	1	0	2	7	6	4	11	0	31	
			Female	0	0	0	0	0	1	1	0	0	2	
			Total	0	1	0	2	7	7	5	11	0	33	
39	53	MALIGNANT NEOPLASMS OF LIVER A	Male	0	0	8	10	9	7	1	5	0	40	
			Female	0	0	0	0	0	1	0	1	0	2	
			Total	0	0	8	10	9	8	1	6	0	42	
40	54	MALIGNANT NEOPLASMS OF LARYNX,	Male	0	1	3	15	11	6	3	7	0	46	
			Female	0	0	0	0	1	0	0	1	0	2	
			Total	0	1	3	15	12	6	3	8	0	48	
41	55	MALIGNANT NEOPLASM OF BREAST	Male	0	0	0	0	0	0	0	0	0	0	
			Female	0	0	0	0	1	0	0	0	0	1	
			Total	0	0	0	0	1	0	0	0	0	1	
42	56	OTHER MALIGNANT NEOPLASM OF FE	Male	0	0	0	0	0	0	0	0	0	0	
			Female	0	0	0	0	0	0	0	1	0	1	
			Total	0	0	0	0	0	0	0	1	0	1	
43	57	MALIGNANT NEOPLASM OF PROSTATE	Male	0	0	0	0	1	0	0	1	0	2	
			Female	0	0	0	0	0	0	0	0	0	0	
			Total	0	0	0	0	1	0	0	1	0	2	

TABLE D-21 DEATHS BY SELECTED CAUSE OF DEATH, AGE, SEX AND HABITS-(RURAL & URBAN) - 2022

SL. NO.	Cause ID	Selected cause of death	Sex	Age of the Diseased									Total
				Below 15	15-24	25-34	35-44	45-54	55-64	65-69	70 & above	Age not State	
	1	2	3	4	5	6	7	8	9	10	11	12	13
44	58	MALIGNANT NEOPLASM OF BLADDER	Male	0	0	0	2	2	1	0	1	0	6
			Female	0	0	0	0	0	0	0	0	0	0
			Total	0	0	0	2	2	1	0	1	0	6
45	59	MALIGNANT NEOPLASMS OF MENINGE	Male	0	0	0	1	0	2	0	1	0	4
			Female	0	0	0	0	0	0	0	0	0	0
			Total	0	0	0	1	0	2	0	1	0	4
46	60	LEUKAEMIA	Male	0	0	1	1	0	0	1	0	0	3
			Female	0	0	0	0	0	0	0	0	0	0
			Total	0	0	1	1	0	0	1	0	0	3
47	61	OTHER PROTEIN-ENERGY MALNUTRIT	Male	0	0	1	0	4	3	1	2	0	11
			Female	0	0	0	1	0	0	0	0	0	1
			Total	0	0	1	1	4	3	1	2	0	12
48	63	SCHIZOPHRENIA, SCHIZOTYPAL & D	Male	0	0	1	0	0	0	0	0	0	1
			Female	0	0	0	0	0	1	0	0	0	1
			Total	0	0	1	0	0	1	0	0	0	2
49	64	OTHER INFLAMMATORY DISEASES OF	Male	0	0	0	1	1	0	0	0	0	2
			Female	0	0	0	0	0	0	0	0	0	0
			Total	0	0	0	1	1	0	0	0	0	2
50	65	EPILEPSY	Male	0	0	5	4	7	2	0	1	0	19
			Female	0	0	0	0	0	0	0	0	0	0
			Total	0	0	5	4	7	2	0	1	0	19
51	66	HYPERTENSIVE HEART DISEASES	Male	0	1	13	35	44	31	12	42	0	178
			Female	0	0	0	0	2	1	1	2	0	6
			Total	0	1	13	35	46	32	13	44	0	184
52	67	ACUTE MYOCARDIAL INFARCTION	Male	0	5	43	110	128	90	44	51	0	471
			Female	0	0	1	1	5	4	4	6	0	21
			Total	0	5	44	111	133	94	48	57	0	492
53	68	ARTERIAL EMBOLISM AND THROMBOS	Male	0	0	1	0	3	0	0	1	0	5
			Female	0	0	0	0	0	0	0	0	0	0
			Total	0	0	1	0	3	0	0	1	0	5
54	69	BRONCHITIS ,BRONCHIOLITIS and	Male	0	0	4	0	3	3	4	1	0	15
			Female	0	0	0	0	0	1	0	0	0	1
			Total	0	0	4	0	3	4	4	1	0	16
55	71	PARALYTIC ILEUS AND INTESTINAL	Male	0	0	4	9	11	14	11	24	0	73
			Female	0	0	0	0	0	1	0	0	0	1
			Total	0	0	4	9	11	15	11	24	0	74
56	72	PERITONITIS	Male	0	1	1	2	0	0	0	0	0	4
			Female	0	0	0	0	0	0	0	0	0	0
			Total	0	1	1	2	0	0	0	0	0	4
57	73	CHOLELITHIASIS AND CHOLECYSTIT	Male	0	0	5	2	4	4	0	0	0	15
			Female	0	0	0	0	0	0	0	0	0	0
			Total	0	0	5	2	4	4	0	0	0	15
58	74	DISORDERS OF THE PANCREAS	Male	0	0	1	2	0	0	0	0	0	3
			Female	0	0	0	0	0	0	0	0	0	0
			Total	0	0	1	2	0	0	0	0	0	3
59	75	RHEUMATOID ARTHRITIS AND OTHER	Male	0	0	1	0	0	1	0	1	0	3
			Female	0	0	0	0	0	0	0	0	0	0
			Total	0	0	1	0	0	1	0	1	0	3
60	82	FEVER OF UNKNOWN ORIGIN	Male	0	2	2	9	6	3	4	3	0	29
			Female	0	0	0	0	0	0	0	0	0	0
			Total	0	2	2	9	6	3	4	3	0	29
61	83	SHOCK, NOT ELSEWHERE CLASSIFIE	Male	0	0	14	17	18	15	6	8	0	78

TABLE D-21 DEATHS BY SELECTED CAUSE OF DEATH, AGE, SEX AND HABITS-(RURAL & URBAN) - 2022

SL. NO.	Cause ID	Selected cause of death	Sex	Age of the Diseased									Total
				Below 15	15-24	25-34	35-44	45-54	55-64	65-69	70 & above	Age not State	
	1	2	3	4	5	6	7	8	9	10	11	12	13
			Female	0	0	1	2	2	0	2	1	0	8
			Total	0	0	15	19	20	15	8	9	0	86
62	84	FRACTURE OF SKULL AND FACIAL B	Male	0	0	0	0	1	0	1	0	0	2
			Female	0	0	0	0	0	0	0	0	0	0
			Total	0	0	0	0	1	0	1	0	0	2
63	85	FRACTURE OF NECK, THORAX OR PEL	Male	0	0	1	0	0	0	0	0	0	1
			Female	0	0	0	0	0	0	0	0	0	0
			Total	0	0	1	0	0	0	0	0	0	1
64	87	FRACTURE OF LOWER LIMB	Male	0	0	0	1	0	1	0	0	0	2
			Female	0	0	0	0	0	0	1	0	0	1
			Total	0	0	0	1	0	1	1	0	0	3
65	88	FRACTURES INVOLVING MULTIPLE B	Male	0	0	0	1	1	0	0	0	0	2
			Female	0	0	0	0	0	0	0	0	0	0
			Total	0	0	0	1	1	0	0	0	0	2
66	89	INTRACRANIAL AND INTERNAL INJU	Male	0	0	1	1	2	1	0	0	0	5
			Female	0	0	0	0	0	0	0	0	0	0
			Total	0	0	1	1	2	1	0	0	0	5
67	90	CRUSHING INJURIES AND TRAUMATI	Male	0	0	1	1	0	0	0	1	0	3
			Female	0	0	0	0	0	0	0	0	0	0
			Total	0	0	1	1	0	0	0	1	0	3
68	91	OTHER INJURIES OF SPECIFIED, UN	Male	0	0	0	4	0	2	1	0	0	7
			Female	0	0	0	0	0	0	0	0	0	0
			Total	0	0	0	4	0	2	1	0	0	7
69	94	WATER TRANSPORT ACCIDENTS	Male	0	0	0	1	1	0	0	0	0	2
			Female	0	0	0	0	0	0	0	0	0	0
			Total	0	0	0	1	1	0	0	0	0	2
70	96	ALL OTHER TRANSPORT ACCIDENTS	Male	0	0	4	2	1	1	0	0	0	8
			Female	0	0	0	0	0	0	0	1	0	1
			Total	0	0	4	2	1	1	0	1	0	9
71	97	ACCIDENTAL DROWING AND SUBMERS	Male	0	1	3	2	2	6	2	2	0	18
			Female	0	0	0	0	0	0	0	0	0	0
			Total	0	1	3	2	2	6	2	2	0	18
72	102	ACCIDENTAL POISONING BY AND E	Male	0	1	0	1	1	0	0	1	0	4
			Female	0	0	0	0	0	0	0	0	0	0
			Total	0	1	0	1	1	0	0	1	0	4
73	104	SUN STROKE	Male	0	0	0	1	2	4	2	2	0	11
			Female	0	0	0	0	0	0	0	1	0	1
			Total	0	0	0	1	2	4	2	3	0	12
74	106	DENGUE FEVER	Male	0	0	1	0	0	0	0	0	0	1
			Female	0	0	0	0	0	0	0	0	0	0
			Total	0	0	1	0	0	0	0	0	0	1
		Total	Male	0	36	315	592	605	499	219	483	0	2749
			Female	0	0	3	13	29	29	16	54	0	144
			Total	0	0	0	2	0	2	1	0	0	2893
		Chewing tobacco & Arecnut											
1	2	TYPHOID FEVER AND PARATYPHOID	Male	0	0	0	0	0	1	1	0	0	2
			Female	0	0	0	0	0	0	0	0	0	0
			Total	0	0	0	0	0	1	1	0	0	2
2	4	DIARRHOEA AND GASTROENTERITIS	Male	0	0	0	0	3	2	1	3	0	9
			Female	0	0	0	0	0	0	0	0	0	0
			Total	0	0	0	0	3	2	1	3	0	9
3	5	RESPIRATORY TUBERCULOSIS	Male	0	0	2	7	9	10	3	11	0	42
			Female	0	1	0	0	0	2	0	0	0	3
			Total	0	1	2	7	9	12	3	11	0	45

TABLE D-21 DEATHS BY SELECTED CAUSE OF DEATH, AGE, SEX AND HABITS-(RURAL & URBAN) - 2022

SL. NO.	Cause ID	Selected cause of death	Sex	Age of the Diseased									Total
				Below 15	15-24	25-34	35-44	45-54	55-64	65-69	70 & above	Age not State	
	1	2	3	4	5	6	7	8	9	10	11	12	13
4	14	OTHER AND UNSPECIFIED NEOPLASM	Male	0	0	3	3	11	8	8	8	0	41
			Female	0	0	1	1	2	3	1	8	0	16
			Total	0	0	4	4	13	11	9	16	0	57
5	15	DIABETES MELLITUS	Male	0	0	1	6	16	9	2	9	0	43
			Female	0	0	0	2	4	1	1	8	0	16
			Total	0	0	1	8	20	10	3	17	0	59
6	16	OTHER ANAEMIAS(D50-D55,D57-D64)	Male	0	1	1	3	2	4	1	1	0	13
			Female	0	0	0	0	1	1	0	1	0	3
			Total	0	1	1	3	3	5	1	2	0	16
7	17	OTHER VIRAL ENCEPHALITIS	Male	0	0	1	0	1	0	1	0	0	3
			Female	0	0	0	0	0	0	0	3	0	3
			Total	0	0	1	0	1	0	1	3	0	6
8	18	OTHER FORMS OF HEART DISEASES	Male	0	2	19	34	53	67	12	96	0	283
			Female	0	0	0	4	10	21	8	38	0	81
			Total	0	2	19	38	63	88	20	134	0	364
9	19	PNEUMONIA	Male	0	3	6	17	10	20	6	11	0	73
			Female	0	0	0	1	0	3	4	3	0	11
			Total	0	3	6	18	10	23	10	14	0	84
10	20	INFLUENZA	Male	0	0	0	0	1	0	0	0	0	1
			Female	0	0	0	0	0	0	0	0	0	0
			Total	0	0	0	0	1	0	0	0	0	1
11	21	ASTHMA	Male	0	0	3	7	9	15	11	32	0	77
			Female	0	0	0	1	1	9	3	35	0	49
			Total	0	0	3	8	10	24	14	67	0	126
12	22	OTHER VIRAL HEPATITIS (Jaundic	Male	0	0	3	6	5	3	0	0	0	17
			Female	0	0	0	0	1	0	1	0	0	2
			Total	0	0	3	6	6	3	1	0	0	19
13	23	DISEASES OF THE LIVER	Male	0	0	35	58	51	22	7	9	0	182
			Female	0	0	0	1	6	2	3	1	0	13
			Total	0	0	35	59	57	24	10	10	0	195
14	24	GASTRIC AND DUODENAL ULCER	Male	0	0	0	0	1	0	0	2	0	3
			Female	0	0	0	0	0	0	1	0	0	1
			Total	0	0	0	0	1	0	1	2	0	4
15	25	DISEASES OF APPENDIX	Male	0	0	0	2	0	0	0	0	0	2
			Female	0	0	0	0	0	0	0	0	0	0
			Total	0	0	0	2	0	0	0	0	0	2
16	26	Genital Urinary system	Male	0	0	0	0	0	1	0	0	0	1
			Female	0	0	0	0	0	0	0	0	0	0
			Total	0	0	0	0	0	1	0	0	0	1
17	27	SPONTANEOUS ABORTION	Male	0	0	0	0	0	0	0	0	0	0
			Female	0	0	1	0	0	0	0	0	0	1
			Total	0	0	1	0	0	0	0	0	0	1
18	30	CEREBROVASCULAR DISEASES	Male	0	0	1	2	10	8	8	9	0	38
			Female	0	0	0	0	2	3	0	4	0	9
			Total	0	0	1	2	12	11	8	13	0	47
19	31	SENILITY	Male	0	0	0	0	0	4	21	98	0	123
			Female	0	0	0	0	0	0	16	104	0	120
			Total	0	0	0	0	0	4	37	202	0	243
20	32	Others not else where classifi	Male	0	0	4	4	1	9	0	18	0	36
			Female	0	0	0	0	0	4	0	12	0	16
			Total	0	0	4	4	1	13	0	30	0	52
21	33	BITES OF SNAKES AND OTHER VENO	Male	0	0	0	0	1	1	0	0	0	2

TABLE D-21 DEATHS BY SELECTED CAUSE OF DEATH, AGE, SEX AND HABITS-(RURAL & URBAN) - 2022

SL. NO.	Cause ID	Selected cause of death	Sex	Age of the Diseased									Total
				Below 15	15-24	25-34	35-44	45-54	55-64	65-69	70 & above	Age not State	
	1	2	3	4	5	6	7	8	9	10	11	12	13
			Female	0	0	0	0	0	0	1	1	0	2
			Total	0	0	0	0	1	1	1	1	0	4
22	34	BURNS AND CORROSIONS	Male	0	1	0	1	3	0	0	0	0	5
			Female	0	0	0	0	0	0	0	0	0	0
			Total	0	1	0	1	3	0	0	0	0	5
23	35	ACCIDENTAL FALLS	Male	0	0	3	3	0	0	1	1	0	8
			Female	0	0	0	0	0	0	0	0	0	0
			Total	0	0	3	3	0	0	1	1	0	8
24	36	POISONINGS BY DRUGS AND BIOLOG	Male	0	1	4	5	2	5	4	3	0	24
			Female	0	0	0	0	1	0	1	0	0	2
			Total	0	1	4	5	3	5	5	3	0	26
25	37	MOTOR VEHICLE TRAFFIC ACCIDENT	Male	0	1	6	3	1	0	0	0	0	11
			Female	0	0	0	1	0	0	0	0	0	1
			Total	0	1	6	4	1	0	0	0	0	12
26	38	OTHER ROAD VEHICLE ACCIDENTS	Male	0	0	4	5	3	2	1	3	0	18
			Female	0	0	0	0	0	1	0	0	0	1
			Total	0	0	4	5	3	3	1	3	0	19
27	39	INTENTIONAL SELF-HARM(SUICIDE-	Male	0	3	9	13	9	5	0	0	0	39
			Female	0	0	0	0	0	0	0	0	0	0
			Total	0	3	9	13	9	5	0	0	0	39
28	40	ASSAULT(HOMICIDE)	Male	0	0	2	0	0	0	0	0	0	2
			Female	0	0	0	0	0	0	0	0	0	0
			Total	0	0	2	0	0	0	0	0	0	2
29	42	Viral Fever	Male	0	0	3	5	0	0	0	1	0	9
			Female	0	0	0	0	0	1	0	0	0	1
			Total	0	0	3	5	0	1	0	1	0	10
30	43	RENAL FAILURE and OTHER DISORD	Male	0	2	11	21	20	21	4	11	0	90
			Female	0	0	0	2	1	3	1	5	0	12
			Total	0	2	11	23	21	24	5	16	0	102
31	44	SEPTICAEMIA	Male	0	0	7	18	15	5	7	6	0	58
			Female	0	0	1	1	2	2	2	3	0	11
			Total	0	0	8	19	17	7	9	9	0	69
32	45	Syphilis	Male	0	0	0	0	1	0	0	0	0	1
			Female	0	0	0	0	0	0	0	0	0	0
			Total	0	0	0	0	1	0	0	0	0	1
33	46	COVID 19 VIRUS IDENTIFIED	Male	0	0	0	0	2	1	1	2	0	6
			Female	0	0	0	0	0	0	0	1	0	1
			Total	0	0	0	0	2	1	1	3	0	7
34	47	TUBERCULOSIS OF OTHER ORGANS A	Male	0	1	3	11	9	2	1	2	0	29
			Female	0	0	0	1	0	0	0	1	0	2
			Total	0	1	3	12	9	2	1	3	0	31
35	49	HUMAN IMMUNODEFICIENCY VIRUS[H	Male	0	0	0	0	0	2	0	0	0	2
			Female	0	0	0	0	0	0	0	0	0	0
			Total	0	0	0	0	0	2	0	0	0	2
36	50	MALIGNANT NEOPLASMS OF LIP, OR	Male	0	0	2	11	10	10	4	9	0	46
			Female	0	0	0	0	4	6	2	13	0	25
			Total	0	0	2	11	14	16	6	22	0	71
37	51	MALIGNANT NEOPLASM OF OESOPHAG	Male	0	0	1	3	4	3	4	6	0	21
			Female	0	0	0	0	2	3	1	3	0	9
			Total	0	0	1	3	6	6	5	9	0	30
38	52	MALIGNANT NEOPLASM OF STOMACH	Male	0	1	1	2	5	5	5	10	0	29
			Female	0	0	0	0	3	5	4	3	0	15
			Total	0	1	1	2	8	10	9	13	0	44

TABLE D-21 DEATHS BY SELECTED CAUSE OF DEATH, AGE, SEX AND HABITS-(RURAL & URBAN) - 2022

SL. NO.	Cause ID	Selected cause of death	Sex	Age of the Diseased									Age not State	Total
				Below 15	15-24	25-34	35-44	45-54	55-64	65-69	70 & above			
	1	2	3	4	5	6	7	8	9	10	11	12	13	
39	53	MALIGNANT NEOPLASMS OF LIVER A	Male	0	0	4	8	6	4	1	3	0	26	
			Female	0	0	0	0	0	1	0	1	0	2	
			Total	0	0	4	8	6	5	1	4	0	28	
40	54	MALIGNANT NEOPLASMS OF LARYNX,	Male	0	1	1	11	8	6	3	7	0	37	
			Female	0	0	0	1	1	0	0	4	0	6	
			Total	0	1	1	12	9	6	3	11	0	43	
41	55	MALIGNANT NEOPLASM OF BREAST	Male	0	0	0	0	0	0	0	0	0	0	
			Female	0	0	0	1	0	3	0	3	0	7	
			Total	0	0	0	1	0	3	0	3	0	7	
42	56	OTHER MALIGNANT NEOPLASM OF FE	Male	0	0	0	0	0	0	0	0	0	0	
			Female	0	0	0	1	2	0	0	4	0	7	
			Total	0	0	0	1	2	0	0	4	0	7	
43	57	MALIGNANT NEOPLASM OF PROSTATE	Male	0	0	0	0	0	0	0	1	0	1	
			Female	0	0	0	0	0	0	0	0	0	0	
			Total	0	0	0	0	0	0	0	1	0	1	
44	58	MALIGNANT NEOPLASM OF BLADDER	Male	0	0	0	2	1	3	1	1	0	8	
			Female	0	0	0	0	0	0	0	0	0	0	
			Total	0	0	0	2	1	3	1	1	0	8	
45	59	MALIGNANT NEOPLASMS OF MENINGE	Male	0	0	0	1	0	2	1	0	0	4	
			Female	0	0	0	0	0	1	0	1	0	2	
			Total	0	0	0	1	0	3	1	1	0	6	
46	60	LEUKAEMIA	Male	0	0	1	1	0	0	2	1	0	5	
			Female	0	0	0	0	1	0	1	1	0	3	
			Total	0	0	1	1	1	0	3	2	0	8	
47	61	OTHER PROTEIN-ENERGY MALNUTRIT	Male	0	0	1	0	3	0	0	3	0	7	
			Female	0	0	0	1	0	0	0	0	0	1	
			Total	0	0	1	1	3	0	0	3	0	8	
48	62	DISORDERS OF THYROID GLAND	Male	0	0	0	0	0	0	0	0	0	0	
			Female	0	0	0	0	0	0	0	1	0	1	
			Total	0	0	0	0	0	0	0	1	0	1	
49	64	OTHER INFLAMMATORY DISEASES OF	Male	0	0	1	1	2	0	0	1	0	5	
			Female	0	0	0	0	0	0	0	1	0	1	
			Total	0	0	1	1	2	0	0	2	0	6	
50	65	EPILEPSY	Male	0	0	2	1	4	1	1	1	0	10	
			Female	0	0	0	0	0	1	0	0	0	1	
			Total	0	0	2	1	4	2	1	1	0	11	
51	66	HYPERTENSIVE HEART DISEASES	Male	0	1	8	23	30	25	10	49	0	146	
			Female	0	0	0	1	2	8	2	33	0	46	
			Total	0	1	8	24	32	33	12	82	0	192	
52	67	ACUTE MYOCARDIAL INFARCTION	Male	0	3	33	80	100	73	37	70	0	396	
			Female	0	0	1	4	9	19	8	37	0	78	
			Total	0	3	34	84	109	92	45	107	0	474	
53	68	ARTERIAL EMBOLISM AND THROMBOS	Male	0	0	1	0	2	0	0	1	0	4	
			Female	0	0	0	1	0	0	0	0	0	1	
			Total	0	0	1	1	2	0	0	1	0	5	
54	69	BRONCHITIS ,BRONCHIOLITIS and	Male	0	0	3	0	2	3	4	2	0	14	
			Female	0	0	0	0	0	2	0	0	0	2	
			Total	0	0	3	0	2	5	4	2	0	16	
55	70	PLEURISY	Male	0	0	0	0	0	0	0	0	0	0	
			Female	0	0	0	0	0	0	0	1	0	1	
			Total	0	0	0	0	0	0	0	1	0	1	
56	71	PARALYTIC ILEUS AND INTESTINAL	Male	0	0	1	6	13	8	6	26	0	60	

TABLE D-21 DEATHS BY SELECTED CAUSE OF DEATH, AGE, SEX AND HABITS-(RURAL & URBAN) - 2022

SL. NO.	Cause ID	Selected cause of death	Sex	Age of the Diseased									Total
				Below 15	15-24	25-34	35-44	45-54	55-64	65-69	70 & above	Age not State	
	1	2	3	4	5	6	7	8	9	10	11	12	13
			Female	0	0	0	0	1	4	0	13	0	18
			Total	0	0	1	6	14	12	6	39	0	78
57	72	PERITONITIS	Male	0	1	1	2	0	0	0	0	0	4
			Female	0	0	0	0	1	0	0	0	0	1
			Total	0	1	1	2	1	0	0	0	0	5
58	73	CHOLELITHIASIS AND CHOLECYSTIT	Male	0	0	4	2	2	3	2	0	0	13
			Female	0	0	0	0	0	0	1	0	0	1
			Total	0	0	4	2	2	3	3	0	0	14
59	74	DISORDERS OF THE PANCREAS	Male	0	0	0	2	0	0	0	0	0	2
			Female	0	0	0	1	1	1	1	2	0	6
			Total	0	0	0	3	1	1	1	2	0	8
60	75	RHEUMATOID ARTHRITIS AND OTHER	Male	0	0	0	0	0	1	0	1	0	2
			Female	0	0	0	0	0	0	0	0	0	0
			Total	0	0	0	0	0	1	0	1	0	2
61	82	FEVER OF UNKNOWN ORIGIN	Male	0	2	1	6	5	3	1	4	0	22
			Female	0	0	0	0	1	1	0	1	0	3
			Total	0	2	1	6	6	4	1	5	0	25
62	83	SHOCK, NOT ELSEWHERE CLASSIFIE	Male	0	0	8	11	13	17	5	12	0	66
			Female	0	0	3	2	2	2	2	5	0	16
			Total	0	0	11	13	15	19	7	17	0	82
63	85	FRACTURE OF NECK,THORAX OR PEL	Male	0	0	1	0	0	0	0	0	0	1
			Female	0	0	0	0	0	0	0	0	0	0
			Total	0	0	1	0	0	0	0	0	0	1
64	87	FRACTURE OF LOWER LIMB	Male	0	0	0	1	0	0	0	1	0	2
			Female	0	0	0	0	0	0	1	0	0	1
			Total	0	0	0	1	0	0	1	1	0	3
65	88	FRACTURES INVOLVING MULTIPLE B	Male	0	0	0	0	1	0	0	0	0	1
			Female	0	0	0	0	0	0	0	0	0	0
			Total	0	0	0	0	1	0	0	0	0	1
66	89	INTRACRANIAL AND INTERNAL INJU	Male	0	0	1	1	3	2	0	0	0	7
			Female	0	0	0	0	0	0	0	0	0	0
			Total	0	0	1	1	3	2	0	0	0	7
67	90	CRUSHING INJURIES AND TRAUMATI	Male	0	0	0	1	0	0	0	0	0	1
			Female	0	0	0	0	0	0	0	0	0	0
			Total	0	0	0	1	0	0	0	0	0	1
68	91	OTHER INJURIES OF SPECIFIED,UN	Male	0	0	0	3	0	3	0	1	0	7
			Female	0	0	0	0	0	0	0	0	0	0
			Total	0	0	0	3	0	3	0	1	0	7
69	94	WATER TRANSPORT ACCIDENTS	Male	0	0	0	1	0	0	0	0	0	1
			Female	0	0	0	0	0	0	0	0	0	0
			Total	0	0	0	1	0	0	0	0	0	1
70	96	ALL OTHER TRANSPORT ACCIDENTS	Male	0	0	4	1	0	2	0	0	0	7
			Female	0	0	0	0	0	0	0	1	0	1
			Total	0	0	4	1	0	2	0	1	0	8
71	97	ACCIDENTAL DROWING AND SUBMERS	Male	0	1	1	3	2	3	1	2	0	13
			Female	0	0	0	0	0	0	1	1	0	2
			Total	0	1	1	3	2	3	2	3	0	15
72	99	MISADVENTURES TO PATIENTS DUR	Male	0	0	0	0	0	1	0	0	0	1
			Female	0	0	0	0	0	0	0	0	0	0
			Total	0	0	0	0	0	1	0	0	0	1
73	102	ACCIDENTAL POISOINING BY AND E	Male	0	1	0	0	1	0	0	2	0	4
			Female	0	0	0	0	0	0	0	0	0	0
			Total	0	1	0	0	1	0	0	2	0	4

TABLE D-21 DEATHS BY SELECTED CAUSE OF DEATH, AGE, SEX AND HABITS-(RURAL & URBAN) - 2022

SL. NO.	Cause ID	Selected cause of death	Sex	Age of the Diseased									Total
				Below 15	15-24	25-34	35-44	45-54	55-64	65-69	70 & above	Age not State	
	1	2	3	4	5	6	7	8	9	10	11	12	13
74	104	SUN STROKE	Male	0	0	0	1	0	5	3	0	0	9
			Female	0	0	0	0	1	0	0	3	0	4
			Total	0	0	0	1	1	5	3	3	0	13
75	106	DENGUE FEVER	Male	0	0	1	0	0	0	0	0	0	1
			Female	0	0	0	0	0	0	0	0	0	0
			Total	0	0	1	0	0	0	0	0	0	1
		Total	Male	0	26	213	419	466	410	192	550	0	2276
			Female	0	1	7	28	62	113	67	360	0	638
			Total	0	0	0	0	0	1	1	0	0	2914
		Chewing tobacco & Drinking Alcohol											
1	2	TYPHOID FEVER AND PARATYPHOID	Male	0	0	1	0	0	3	0	1	0	5
			Female	0	0	0	0	0	1	0	0	0	1
			Total	0	0	1	0	0	4	0	1	0	6
2	4	DIARRHOEA AND GASTROENTERITIS	Male	0	0	1	2	3	4	2	3	0	15
			Female	0	0	0	0	0	0	0	0	0	0
			Total	0	0	1	2	3	4	2	3	0	15
3	5	RESPIRATORY TUBERCULOSIS	Male	0	0	6	13	15	9	2	8	0	53
			Female	0	0	0	0	0	1	1	0	0	2
			Total	0	0	6	13	15	10	3	8	0	55
4	14	OTHER AND UNSPECIFIED NEOPLASM	Male	0	0	3	8	15	14	6	5	0	51
			Female	0	0	1	1	2	3	0	0	0	7
			Total	0	0	4	9	17	17	6	5	0	58
5	15	DIABETES MELLITUS	Male	0	0	4	11	18	21	8	7	0	69
			Female	0	0	0	1	0	0	2	0	0	3
			Total	0	0	4	12	18	21	10	7	0	72
6	16	OTHER ANAEMIAS(D50-D55,D57-D64)	Male	0	1	2	7	3	5	0	1	0	19
			Female	0	0	0	0	1	0	0	0	0	1
			Total	0	1	2	7	4	5	0	1	0	20
7	17	OTHER VIRAL ENCEPHALITIS	Male	0	0	2	0	1	0	1	0	0	4
			Female	0	0	0	0	0	0	0	1	0	1
			Total	0	0	2	0	1	0	1	1	0	5
8	18	OTHER FORMS OF HEART DISEASES	Male	0	3	27	45	78	75	11	84	0	323
			Female	0	0	0	3	5	7	2	7	0	24
			Total	0	3	27	48	83	82	13	91	0	347
9	19	PNEUMONIA	Male	0	3	12	22	19	22	6	13	0	97
			Female	0	0	0	1	0	2	1	1	0	5
			Total	0	3	12	23	19	24	7	14	0	102
10	20	INFLUENZA	Male	0	0	0	0	2	1	0	0	0	3
			Female	0	0	0	0	0	0	0	0	0	0
			Total	0	0	0	0	2	1	0	0	0	3
11	21	ASTHMA	Male	0	0	4	11	15	20	13	35	0	98
			Female	0	0	0	0	0	2	0	11	0	13
			Total	0	0	4	11	15	22	13	46	0	111
12	22	OTHER VIRAL HEPATITIS (Jaundic	Male	0	0	4	9	6	2	0	0	0	21
			Female	0	0	0	1	0	0	0	0	0	1
			Total	0	0	4	10	6	2	0	0	0	22
13	23	DISEASES OF THE LIVER	Male	0	0	50	104	78	34	5	9	0	280
			Female	0	0	0	3	4	5	0	2	0	14
			Total	0	0	50	107	82	39	5	11	0	294
14	24	GASTRIC AND DUODENAL ULCER	Male	0	0	0	1	2	1	0	2	0	6
			Female	0	0	0	0	0	0	0	0	0	0
			Total	0	0	0	1	2	1	0	2	0	6
15	25	DISEASES OF APPENDIX	Male	0	1	0	3	0	0	0	0	0	4

TABLE D-21 DEATHS BY SELECTED CAUSE OF DEATH, AGE, SEX AND HABITS-(RURAL & URBAN) - 2022

SL. NO.	Cause ID	Selected cause of death	Sex	Age of the Diseased									Total
				Below 15	15-24	25-34	35-44	45-54	55-64	65-69	70 & above	Age not State	
	1	2	3	4	5	6	7	8	9	10	11	12	13
			Female	0	0	0	0	0	0	0	0	0	0
			Total	0	1	0	3	0	0	0	0	0	4
16	28	OBSTRUCTED LABOUR	Male	0	0	0	0	0	0	0	0	0	0
			Female	0	0	0	0	0	0	0	1	0	1
			Total	0	0	0	0	0	0	0	1	0	1
17	30	CEREBROVASCULAR DISEASES	Male	0	0	2	3	11	7	9	8	0	40
			Female	0	0	0	0	2	0	0	0	0	2
			Total	0	0	2	3	13	7	9	8	0	42
18	31	SENILITY	Male	0	0	0	0	0	9	27	86	0	122
			Female	0	0	0	0	0	0	2	25	0	27
			Total	0	0	0	0	0	9	29	111	0	149
19	32	Others not else where classifi	Male	0	1	5	4	4	11	0	12	0	37
			Female	0	0	0	0	0	1	0	3	0	4
			Total	0	1	5	4	4	12	0	15	0	41
20	33	BITES OF SNAKES AND OTHER VENO	Male	0	0	0	1	2	2	0	0	0	5
			Female	0	0	0	0	0	0	0	0	0	0
			Total	0	0	0	1	2	2	0	0	0	5
21	34	BURNS AND CORROSIONS	Male	0	1	2	3	3	0	0	0	0	9
			Female	0	0	0	0	0	0	0	0	0	0
			Total	0	1	2	3	3	0	0	0	0	9
22	35	ACCIDENTAL FALLS	Male	0	2	4	5	1	2	0	1	0	15
			Female	0	0	0	0	0	0	0	0	0	0
			Total	0	2	4	5	1	2	0	1	0	15
23	36	POISONINGS BY DRUGS AND BIOLOG	Male	0	1	5	9	5	5	4	3	0	32
			Female	0	0	0	0	2	0	1	0	0	3
			Total	0	1	5	9	7	5	5	3	0	35
24	37	MOTOR VEHICLE TRAFFIC ACCIDENT	Male	0	0	6	7	2	1	0	0	0	16
			Female	0	0	0	0	0	0	0	0	0	0
			Total	0	0	6	7	2	1	0	0	0	16
25	38	OTHER ROAD VEHICLE ACCIDENTS	Male	0	0	5	6	2	3	1	4	0	21
			Female	0	0	0	0	0	0	1	0	0	1
			Total	0	0	5	6	2	3	2	4	0	22
26	39	INTENTIONAL SELF-HARM(SUICIDE-	Male	0	5	11	21	14	4	0	1	0	56
			Female	0	0	0	0	1	0	0	0	0	1
			Total	0	5	11	21	15	4	0	1	0	57
27	40	ASSAULT(HOMICIDE)	Male	0	0	2	2	0	0	0	0	0	4
			Female	0	0	0	0	0	0	0	0	0	0
			Total	0	0	2	2	0	0	0	0	0	4
28	42	Viral Fever	Male	0	0	3	9	1	0	0	1	0	14
			Female	0	0	0	0	0	0	0	0	0	0
			Total	0	0	3	9	1	0	0	1	0	14
29	43	RENAL FAILURE and OTHER DISORD	Male	0	4	17	35	37	30	8	14	0	145
			Female	0	0	0	2	0	1	0	1	0	4
			Total	0	4	17	37	37	31	8	15	0	149
30	44	SEPTICAEMIA	Male	0	0	12	24	19	9	7	6	0	77
			Female	0	0	0	0	1	2	1	0	0	4
			Total	0	0	12	24	20	11	8	6	0	81
31	45	Syphilis	Male	0	0	1	3	1	0	0	0	0	5
			Female	0	0	0	0	0	0	0	0	0	0
			Total	0	0	1	3	1	0	0	0	0	5
32	46	COVID 19 VIRUS IDENTIFIED	Male	0	0	1	0	2	1	0	2	0	6
			Female	0	0	0	0	0	0	0	0	0	0
			Total	0	0	1	0	2	1	0	2	0	6

TABLE D-21 DEATHS BY SELECTED CAUSE OF DEATH, AGE, SEX AND HABITS-(RURAL & URBAN) - 2022

SL. NO.	Cause ID	Selected cause of death	Sex	Age of the Diseased									Total
				Below 15	15-24	25-34	35-44	45-54	55-64	65-69	70 & above	Age not State	
	1	2	3	4	5	6	7	8	9	10	11	12	13
33	47	TUBERCULOSIS OF OTHER ORGANS A	Male	0	3	5	17	10	5	0	1	0	41
			Female	0	0	0	0	0	0	0	0	0	0
			Total	0	3	5	17	10	5	0	1	0	41
34	49	HUMAN IMMUNODEFICIENCY VIRUS[H	Male	0	0	0	0	1	2	0	0	0	3
			Female	0	0	0	0	0	0	0	0	0	0
			Total	0	0	0	0	1	2	0	0	0	3
35	50	MALIGNANT NEOPLASMS OF LIP, OR	Male	0	0	1	17	15	15	3	7	0	58
			Female	0	0	0	0	0	1	0	2	0	3
			Total	0	0	1	17	15	16	3	9	0	61
36	51	MALIGNANT NEOPLASM OF OESOPHAG	Male	0	0	1	4	3	4	4	4	0	20
			Female	0	0	0	0	2	1	0	0	0	3
			Total	0	0	1	4	5	5	4	4	0	23
37	52	MALIGNANT NEOPLASM OF STOMACH	Male	0	1	0	6	9	6	4	12	0	38
			Female	0	0	0	0	0	1	1	0	0	2
			Total	0	1	0	6	9	7	5	12	0	40
38	53	MALIGNANT NEOPLASMS OF LIVER A	Male	0	0	5	8	6	8	1	3	0	31
			Female	0	0	0	0	1	1	0	0	0	2
			Total	0	0	5	8	7	9	1	3	0	33
39	54	MALIGNANT NEOPLASMS OF LARYNX,	Male	0	1	2	14	10	7	6	5	0	45
			Female	0	0	0	1	0	0	0	1	0	2
			Total	0	1	2	15	10	7	6	6	0	47
40	56	OTHER MALIGNANT NEOPLASM OF FE	Male	0	0	0	0	0	0	0	0	0	0
			Female	0	0	0	0	0	0	0	1	0	1
			Total	0	0	0	0	0	0	0	1	0	1
41	57	MALIGNANT NEOPLASM OF PROSTATE	Male	0	0	0	0	0	0	0	1	0	1
			Female	0	0	0	0	0	0	0	0	0	0
			Total	0	0	0	0	0	0	0	1	0	1
42	58	MALIGNANT NEOPLASM OF BLADDER	Male	0	0	0	2	3	1	0	1	0	7
			Female	0	0	0	0	0	0	0	0	0	0
			Total	0	0	0	2	3	1	0	1	0	7
43	59	MALIGNANT NEOPLASMS OF MENINGE	Male	0	0	0	2	0	2	1	0	0	5
			Female	0	0	0	0	0	0	0	0	0	0
			Total	0	0	0	2	0	2	1	0	0	5
44	60	LEUKAEMIA	Male	0	0	1	1	0	1	1	0	0	4
			Female	0	0	0	0	0	0	0	0	0	0
			Total	0	0	1	1	0	1	1	0	0	4
45	61	OTHER PROTEIN-ENERGY MALNUTRIT	Male	0	0	1	2	4	2	0	2	0	11
			Female	0	0	0	1	0	0	0	0	0	1
			Total	0	0	1	3	4	2	0	2	0	12
46	62	DISORDERS OF THYROID GLAND	Male	0	0	0	1	0	0	0	0	0	1
			Female	0	0	0	0	0	0	0	0	0	0
			Total	0	0	0	1	0	0	0	0	0	1
47	64	OTHER INFLAMMATORY DISEASES OF	Male	0	0	0	2	3	4	1	2	0	12
			Female	0	0	0	0	0	0	0	1	0	1
			Total	0	0	0	2	3	4	1	3	0	13
48	65	EPILEPSY	Male	0	1	3	3	4	3	0	1	0	15
			Female	0	0	0	0	0	0	0	0	0	0
			Total	0	1	3	3	4	3	0	1	0	15
49	66	HYPERTENSIVE HEART DISEASES	Male	0	1	15	46	57	35	16	41	0	211
			Female	0	0	0	1	2	1	2	5	0	11
			Total	0	1	15	47	59	36	18	46	0	222
50	67	ACUTE MYOCARDIAL INFARCTION	Male	0	4	49	119	146	97	43	59	0	517

TABLE D-21 DEATHS BY SELECTED CAUSE OF DEATH, AGE, SEX AND HABITS-(RURAL & URBAN) - 2022

SL. NO.	Cause ID	Selected cause of death	Sex	Age of the Diseased									Total
				Below 15	15-24	25-34	35-44	45-54	55-64	65-69	70 & above	Age not State	
	1	2	3	4	5	6	7	8	9	10	11	12	13
			Female	0	0	1	2	6	2	6	8	0	25
			Total	0	4	50	121	152	99	49	67	0	542
51	68	ARTERIAL EMBOLISM AND THROMBOS	Male	0	0	1	2	3	0	0	1	0	7
			Female	0	0	0	0	0	0	0	0	0	0
			Total	0	0	1	2	3	0	0	1	0	7
52	69	BRONCHITIS ,BRONCHIOLITIS and	Male	0	0	5	0	2	4	4	4	0	19
			Female	0	0	0	0	0	1	0	0	0	1
			Total	0	0	5	0	2	5	4	4	0	20
53	70	PLEURISY	Male	0	0	0	0	0	1	0	0	0	1
			Female	0	0	0	0	0	0	0	0	0	0
			Total	0	0	0	0	0	1	0	0	0	1
54	71	PARALYTIC ILEUS AND INTESTINAL	Male	0	0	1	8	13	12	6	20	0	60
			Female	0	0	0	0	0	2	0	1	0	3
			Total	0	0	1	8	13	14	6	21	0	63
55	72	PERITONITIS	Male	0	1	2	3	2	0	0	0	0	8
			Female	0	0	0	0	0	0	0	0	0	0
			Total	0	1	2	3	2	0	0	0	0	8
56	73	CHOLELITHIASIS AND CHOLECYSTIT	Male	0	0	5	6	4	3	1	0	0	19
			Female	0	0	0	0	0	1	0	0	0	1
			Total	0	0	5	6	4	4	1	0	0	20
57	74	DISORDERS OF THE PANCREAS	Male	0	0	1	3	1	0	1	2	0	8
			Female	0	0	0	0	0	0	0	0	0	0
			Total	0	0	1	3	1	0	1	2	0	8
58	75	RHEUMATOID ARTHRITIS AND OTHER	Male	0	0	0	0	0	1	0	1	0	2
			Female	0	0	0	0	0	0	0	0	0	0
			Total	0	0	0	0	0	1	0	1	0	2
59	82	FEVER OF UNKNOWN ORIGIN	Male	0	2	1	11	8	5	1	3	0	31
			Female	0	0	0	0	0	0	0	0	0	0
			Total	0	2	1	11	8	5	1	3	0	31
60	83	SHOCK, NOT ELSEWHERE CLASSIFIE	Male	0	0	17	21	29	19	6	12	0	104
			Female	0	0	1	2	3	0	3	1	0	10
			Total	0	0	18	23	32	19	9	13	0	114
61	84	FRACTURE OF SKULL AND FACIAL B	Male	0	0	0	1	0	0	0	0	0	1
			Female	0	0	0	0	0	0	0	0	0	0
			Total	0	0	0	1	0	0	0	0	0	1
62	85	FRACTURE OF NECK,THORAX OR PEL	Male	0	0	1	0	0	0	0	0	0	1
			Female	0	0	0	0	0	0	0	0	0	0
			Total	0	0	1	0	0	0	0	0	0	1
63	86	FRACTURE OF UPPER LIMB	Male	0	0	1	0	0	0	0	1	0	2
			Female	0	0	0	0	0	0	0	0	0	0
			Total	0	0	1	0	0	0	0	1	0	2
64	87	FRACTURE OF LOWER LIMB	Male	0	0	0	2	0	0	0	0	0	2
			Female	0	0	0	0	0	0	1	0	0	1
			Total	0	0	0	2	0	0	1	0	0	3
65	88	FRACTURES INVOLVING MULTIPLE B	Male	0	0	1	0	1	0	0	0	0	2
			Female	0	0	0	0	0	0	0	0	0	0
			Total	0	0	1	0	1	0	0	0	0	2
66	89	INTRACRANIAL AND INTERNAL INJU	Male	0	0	3	2	2	1	0	0	0	8
			Female	0	0	0	0	0	0	0	0	0	0
			Total	0	0	3	2	2	1	0	0	0	8
67	90	CRUSHING INJURIES AND TRAUMATI	Male	0	0	1	2	0	0	0	1	0	4
			Female	0	0	0	0	0	0	0	0	0	0
			Total	0	0	1	2	0	0	0	1	0	4

TABLE D-21 DEATHS BY SELECTED CAUSE OF DEATH, AGE, SEX AND HABITS-(RURAL & URBAN) - 2022

SL. NO.	Cause ID	Selected cause of death	Sex	Age of the Diseased									Total
				Below 15	15-24	25-34	35-44	45-54	55-64	65-69	70 & above	Age not State	
	1	2	3	4	5	6	7	8	9	10	11	12	13
68	91	OTHER INJURIES OF SPECIFIED,UN	Male	0	0	0	4	4	4	1	3	0	16
			Female	0	0	0	0	0	0	0	0	0	0
			Total	0	0	0	4	4	4	1	3	0	16
69	93	RAILWAY ACCIDENTS	Male	0	0	0	0	1	0	0	0	0	1
			Female	0	0	0	0	1	0	0	0	0	1
			Total	0	0	0	0	2	0	0	0	0	2
70	94	WATER TRANSPORT ACCIDENTS	Male	0	0	0	4	0	0	0	0	0	4
			Female	0	0	0	0	0	0	0	1	0	1
			Total	0	0	0	4	0	0	0	1	0	5
71	96	ALL OTHER TRANSPORT ACCIDENTS	Male	0	0	4	2	1	2	0	0	0	9
			Female	0	0	0	0	0	0	0	1	0	1
			Total	0	0	4	2	1	2	0	1	0	10
72	97	ACCIDENTAL DROWING AND SUBMERS	Male	0	1	1	7	4	5	3	3	0	24
			Female	0	0	0	0	0	0	0	0	0	0
			Total	0	1	1	7	4	5	3	3	0	24
73	102	ACCIDENTAL POISONING BY AND E	Male	0	1	0	1	1	0	0	2	0	5
			Female	0	0	0	0	0	0	0	0	0	0
			Total	0	1	0	1	1	0	0	2	0	5
74	104	SUN STROKE	Male	0	0	0	2	2	5	3	3	0	15
			Female	0	0	0	0	0	0	0	1	0	1
			Total	0	0	0	2	2	5	3	4	0	16
75	105	COVID 19 VIRUS NOT IDENTIFIED	Male	0	0	0	0	0	1	0	0	0	1
			Female	0	0	0	0	0	0	0	0	0	0
			Total	0	0	0	0	0	1	0	0	0	1
76	106	DENGUE FEVER	Male	0	0	1	0	0	0	0	0	0	1
			Female	0	0	0	0	0	0	0	0	0	0
			Total	0	0	1	0	0	0	0	0	0	1
		Total	Male	0	38	321	693	708	550	216	501	0	3027
			Female	0	0	3	19	33	36	24	75	0	190
			Total	0	0	1	0	0	4	0	1	0	3217
		Chewing Tobacco,Areanut & Drinking											
1	2	TYPHOID FEVER AND PARATYPHOID	Male	0	0	0	0	0	1	0	0	0	1
			Female	0	0	0	0	0	0	0	0	0	0
			Total	0	0	0	0	0	1	0	0	0	1
2	4	DIARRHOEA AND GASTROENTERITIS	Male	0	0	0	0	3	2	1	3	0	9
			Female	0	0	0	0	0	0	0	0	0	0
			Total	0	0	0	0	3	2	1	3	0	9
3	5	RESPIRATORY TUBERCULOSIS	Male	0	0	2	6	8	6	1	6	0	29
			Female	0	0	0	0	0	1	0	0	0	1
			Total	0	0	2	6	8	7	1	6	0	30
4	14	OTHER AND UNSPECIFIED NEOPLASM	Male	0	0	2	2	9	7	5	5	0	30
			Female	0	0	1	1	1	1	0	0	0	4
			Total	0	0	3	3	10	8	5	5	0	34
5	15	DIABETES MELLITUS	Male	0	0	1	5	12	7	2	5	0	32
			Female	0	0	0	1	0	0	1	0	0	2
			Total	0	0	1	6	12	7	3	5	0	34
6	16	OTHER ANAEMIAS(D50-D55,D57-D64)	Male	0	1	1	3	2	3	0	1	0	11
			Female	0	0	0	0	1	0	0	0	0	1
			Total	0	1	1	3	3	3	0	1	0	12
7	17	OTHER VIRAL ENCEPHALITIS	Male	0	0	1	0	1	0	1	0	0	3
			Female	0	0	0	0	0	0	0	1	0	1
			Total	0	0	1	0	1	0	1	1	0	4
8	18	OTHER FORMS OF HEART DISEASES	Male	0	2	18	27	42	52	8	57	0	206

TABLE D-21 DEATHS BY SELECTED CAUSE OF DEATH, AGE, SEX AND HABITS-(RURAL & URBAN) - 2022

SL. NO.	Cause ID	Selected cause of death	Sex	Age of the Diseased								Age not State	Total
				Below 15	15-24	25-34	35-44	45-54	55-64	65-69	70 & above		
	1	2	3	4	5	6	7	8	9	10	11	12	13
			Female	0	0	0	1	3	5	1	3	0	13
			Total	0	2	18	28	45	57	9	60	0	219
9	19	PNEUMONIA	Male	0	3	6	15	9	19	5	10	0	67
			Female	0	0	0	1	0	2	1	1	0	5
			Total	0	3	6	16	9	21	6	11	0	72
10	20	INFLUENZA	Male	0	0	0	0	1	0	0	0	0	1
			Female	0	0	0	0	0	0	0	0	0	0
			Total	0	0	0	0	1	0	0	0	0	1
11	21	ASTHMA	Male	0	0	3	6	8	13	8	22	0	60
			Female	0	0	0	0	0	2	0	9	0	11
			Total	0	0	3	6	8	15	8	31	0	71
12	22	OTHER VIRAL HEPATITIS (Jaundic	Male	0	0	3	6	5	2	0	0	0	16
			Female	0	0	0	0	0	0	0	0	0	0
			Total	0	0	3	6	5	2	0	0	0	16
13	23	DISEASES OF THE LIVER	Male	0	0	34	57	47	22	5	7	0	172
			Female	0	0	0	0	2	2	0	0	0	4
			Total	0	0	34	57	49	24	5	7	0	176
14	24	GASTRIC AND DUODENAL ULCER	Male	0	0	0	0	1	0	0	2	0	3
			Female	0	0	0	0	0	0	0	0	0	0
			Total	0	0	0	0	1	0	0	2	0	3
15	25	DISEASES OF APPENDIX	Male	0	0	0	1	0	0	0	0	0	1
			Female	0	0	0	0	0	0	0	0	0	0
			Total	0	0	0	1	0	0	0	0	0	1
16	30	CEREBROVASCULAR DISEASES	Male	0	0	0	2	8	5	6	4	0	25
			Female	0	0	0	0	2	0	0	0	0	2
			Total	0	0	0	2	10	5	6	4	0	27
17	31	SENILITY	Male	0	0	0	0	0	4	15	51	0	70
			Female	0	0	0	0	0	0	1	14	0	15
			Total	0	0	0	0	0	4	16	65	0	85
18	32	Others not else where classifi	Male	0	0	4	1	1	6	0	7	0	19
			Female	0	0	0	0	0	0	0	3	0	3
			Total	0	0	4	1	1	6	0	10	0	22
19	33	BITES OF SNAKES AND OTHER VENO	Male	0	0	0	0	1	1	0	0	0	2
			Female	0	0	0	0	0	0	0	0	0	0
			Total	0	0	0	0	1	1	0	0	0	2
20	34	BURNS AND CORROSIONS	Male	0	1	0	1	2	0	0	0	0	4
			Female	0	0	0	0	0	0	0	0	0	0
			Total	0	1	0	1	2	0	0	0	0	4
21	35	ACCIDENTAL FALLS	Male	0	0	3	3	0	0	0	1	0	7
			Female	0	0	0	0	0	0	0	0	0	0
			Total	0	0	3	3	0	0	0	1	0	7
22	36	POISONINGS BY DRUGS AND BIOLOG	Male	0	1	4	5	2	4	4	3	0	23
			Female	0	0	0	0	0	0	1	0	0	1
			Total	0	1	4	5	2	4	5	3	0	24
23	37	MOTOR VEHICLE TRAFFIC ACCIDENT	Male	0	0	5	2	1	0	0	0	0	8
			Female	0	0	0	0	0	0	0	0	0	0
			Total	0	0	5	2	1	0	0	0	0	8
24	38	OTHER ROAD VEHICLE ACCIDENTS	Male	0	0	3	5	2	2	0	3	0	15
			Female	0	0	0	0	0	0	0	0	0	0
			Total	0	0	3	5	2	2	0	3	0	15
25	39	INTENTIONAL SELF-HARM(SUICIDE-	Male	0	3	8	13	9	4	0	0	0	37
			Female	0	0	0	0	0	0	0	0	0	0
			Total	0	3	8	13	9	4	0	0	0	37

TABLE D-21 DEATHS BY SELECTED CAUSE OF DEATH, AGE, SEX AND HABITS-(RURAL & URBAN) - 2022

SL. NO.	Cause ID	Selected cause of death	Sex	Age of the Diseased									Total
				Below 15	15-24	25-34	35-44	45-54	55-64	65-69	70 & above	Age not State	
	1	2	3	4	5	6	7	8	9	10	11	12	13
26	40	ASSAULT(HOMICIDE)	Male	0	0	2	0	0	0	0	0	0	2
			Female	0	0	0	0	0	0	0	0	0	0
			Total	0	0	2	0	0	0	0	0	0	2
27	42	Viral Fever	Male	0	0	3	5	0	0	0	1	0	9
			Female	0	0	0	0	0	0	0	0	0	0
			Total	0	0	3	5	0	0	0	1	0	9
28	43	RENAL FAILURE and OTHER DISORD	Male	0	2	11	20	19	17	4	9	0	82
			Female	0	0	0	2	0	0	0	1	0	3
			Total	0	2	11	22	19	17	4	10	0	85
29	44	SEPTICAEMIA	Male	0	0	7	17	13	4	6	4	0	51
			Female	0	0	0	0	1	1	0	0	0	2
			Total	0	0	7	17	14	5	6	4	0	53
30	45	Syphillis	Male	0	0	0	0	1	0	0	0	0	1
			Female	0	0	0	0	0	0	0	0	0	0
			Total	0	0	0	0	1	0	0	0	0	1
31	46	COVID 19 VIRUS IDENTIFIED	Male	0	0	0	0	2	0	0	2	0	4
			Female	0	0	0	0	0	0	0	0	0	0
			Total	0	0	0	0	2	0	0	2	0	4
32	47	TUBERCULOSIS OF OTHER ORGANS A	Male	0	1	2	11	8	2	0	1	0	25
			Female	0	0	0	0	0	0	0	0	0	0
			Total	0	1	2	11	8	2	0	1	0	25
33	49	HUMAN IMMUNODEFICIENCY VIRUS[H	Male	0	0	0	0	0	2	0	0	0	2
			Female	0	0	0	0	0	0	0	0	0	0
			Total	0	0	0	0	0	2	0	0	0	2
34	50	MALIGNANT NEOPLASMS OF LIP, OR	Male	0	0	1	6	7	7	2	4	0	27
			Female	0	0	0	0	0	1	0	1	0	2
			Total	0	0	1	6	7	8	2	5	0	29
35	51	MALIGNANT NEOPLASM OF OESOPHAG	Male	0	0	1	2	3	3	3	4	0	16
			Female	0	0	0	0	0	0	0	0	0	0
			Total	0	0	1	2	3	3	3	4	0	16
36	52	MALIGNANT NEOPLASM OF STOMACH	Male	0	1	0	2	5	4	4	9	0	25
			Female	0	0	0	0	0	1	1	0	0	2
			Total	0	1	0	2	5	5	5	9	0	27
37	53	MALIGNANT NEOPLASMS OF LIVER A	Male	0	0	4	7	6	3	1	3	0	24
			Female	0	0	0	0	0	1	0	0	0	1
			Total	0	0	4	7	6	4	1	3	0	25
38	54	MALIGNANT NEOPLASMS OF LARYNX,	Male	0	1	1	11	7	4	3	3	0	30
			Female	0	0	0	0	0	0	0	1	0	1
			Total	0	1	1	11	7	4	3	4	0	31
39	56	OTHER MALIGNANT NEOPLASM OF FE	Male	0	0	0	0	0	0	0	0	0	0
			Female	0	0	0	0	0	0	0	1	0	1
			Total	0	0	0	0	0	0	0	1	0	1
40	57	MALIGNANT NEOPLASM OF PROSTATE	Male	0	0	0	0	0	0	0	1	0	1
			Female	0	0	0	0	0	0	0	0	0	0
			Total	0	0	0	0	0	0	0	1	0	1
41	58	MALIGNANT NEOPLASM OF BLADDER	Male	0	0	0	1	1	1	0	1	0	4
			Female	0	0	0	0	0	0	0	0	0	0
			Total	0	0	0	1	1	1	0	1	0	4
42	59	MALIGNANT NEOPLASMS OF MENINGE	Male	0	0	0	1	0	2	0	0	0	3
			Female	0	0	0	0	0	0	0	0	0	0
			Total	0	0	0	1	0	2	0	0	0	3
43	60	LEUKAEMIA	Male	0	0	1	1	0	0	1	0	0	3

TABLE D-21 DEATHS BY SELECTED CAUSE OF DEATH, AGE, SEX AND HABITS-(RURAL & URBAN) - 2022

SL. NO.	Cause ID	Selected cause of death	Sex	Age of the Diseased									Total
				Below 15	15-24	25-34	35-44	45-54	55-64	65-69	70 & above	Age not State	
	1	2	3	4	5	6	7	8	9	10	11	12	13
			Female	0	0	0	0	0	0	0	0	0	0
			Total	0	0	1	1	0	0	1	0	0	3
44	61	OTHER PROTEIN-ENERGY MALNUTRIT	Male	0	0	1	0	3	0	0	2	0	6
			Female	0	0	0	1	0	0	0	0	0	1
			Total	0	0	1	1	3	0	0	2	0	7
45	64	OTHER INFLAMMATORY DISEASES OF	Male	0	0	0	1	1	0	0	0	0	2
			Female	0	0	0	0	0	0	0	0	0	0
			Total	0	0	0	1	1	0	0	0	0	2
46	65	EPILEPSY	Male	0	0	2	1	4	1	0	1	0	9
			Female	0	0	0	0	0	0	0	0	0	0
			Total	0	0	2	1	4	1	0	1	0	9
47	66	HYPERTENSIVE HEART DISEASES	Male	0	1	8	20	27	20	10	26	0	112
			Female	0	0	0	0	1	1	1	2	0	5
			Total	0	1	8	20	28	21	11	28	0	117
48	67	ACUTE MYOCARDIAL INFARCTION	Male	0	3	31	73	87	58	28	37	0	317
			Female	0	0	0	1	4	1	3	5	0	14
			Total	0	3	31	74	91	59	31	42	0	331
49	68	ARTERIAL EMBOLISM AND THROMBOS	Male	0	0	1	0	2	0	0	1	0	4
			Female	0	0	0	0	0	0	0	0	0	0
			Total	0	0	1	0	2	0	0	1	0	4
50	69	BRONCHITIS ,BRONCHIOLITIS and	Male	0	0	3	0	1	2	4	1	0	11
			Female	0	0	0	0	0	0	0	0	0	0
			Total	0	0	3	0	1	2	4	1	0	11
51	71	PARALYTIC ILEUS AND INTESTINAL	Male	0	0	1	6	9	7	5	11	0	39
			Female	0	0	0	0	0	1	0	0	0	1
			Total	0	0	1	6	9	8	5	11	0	40
52	72	PERITONITIS	Male	0	1	1	2	0	0	0	0	0	4
			Female	0	0	0	0	0	0	0	0	0	0
			Total	0	1	1	2	0	0	0	0	0	4
53	73	CHOLELITHIASIS AND CHOLECYSTIT	Male	0	0	4	2	2	3	0	0	0	11
			Female	0	0	0	0	0	0	0	0	0	0
			Total	0	0	4	2	2	3	0	0	0	11
54	74	DISORDERS OF THE PANCREAS	Male	0	0	0	2	0	0	0	0	0	2
			Female	0	0	0	0	0	0	0	0	0	0
			Total	0	0	0	2	0	0	0	0	0	2
55	75	RHEUMATOID ARTHRITIS AND OTHER	Male	0	0	0	0	0	1	0	1	0	2
			Female	0	0	0	0	0	0	0	0	0	0
			Total	0	0	0	0	0	1	0	1	0	2
56	82	FEVER OF UNKNOWN ORIGIN	Male	0	2	1	6	4	3	1	2	0	19
			Female	0	0	0	0	0	0	0	0	0	0
			Total	0	2	1	6	4	3	1	2	0	19
57	83	SHOCK, NOT ELSEWHERE CLASSIFIE	Male	0	0	8	11	10	12	4	7	0	52
			Female	0	0	1	2	2	0	1	1	0	7
			Total	0	0	9	13	12	12	5	8	0	59
58	85	FRACTURE OF NECK,THORAX OR PEL	Male	0	0	1	0	0	0	0	0	0	1
			Female	0	0	0	0	0	0	0	0	0	0
			Total	0	0	1	0	0	0	0	0	0	1
59	87	FRACTURE OF LOWER LIMB	Male	0	0	0	1	0	0	0	0	0	1
			Female	0	0	0	0	0	0	1	0	0	1
			Total	0	0	0	1	0	0	1	0	0	2
60	88	FRACTURES INVOLVING MULTIPLE B	Male	0	0	0	0	1	0	0	0	0	1
			Female	0	0	0	0	0	0	0	0	0	0
			Total	0	0	0	0	1	0	0	0	0	1

TABLE D-21 DEATHS BY SELECTED CAUSE OF DEATH, AGE, SEX AND HABITS-(RURAL & URBAN) - 2022

SL. NO.	Cause ID	Selected cause of death	Sex	Age of the Diseased									Total
				Below 15	15-24	25-34	35-44	45-54	55-64	65-69	70 & above	Age not State	
	1	2	3	4	5	6	7	8	9	10	11	12	13
61	89	INTRACRANIAL AND INTERNAL INJU	Male	0	0	1	1	2	1	0	0	0	5
			Female	0	0	0	0	0	0	0	0	0	0
			Total	0	0	1	1	2	1	0	0	0	5
62	90	CRUSHING INJURIES AND TRAUMATI	Male	0	0	0	1	0	0	0	0	0	1
			Female	0	0	0	0	0	0	0	0	0	0
			Total	0	0	0	1	0	0	0	0	0	1
63	91	OTHER INJURIES OF SPECIFIED,UN	Male	0	0	0	3	0	2	0	0	0	5
			Female	0	0	0	0	0	0	0	0	0	0
			Total	0	0	0	3	0	2	0	0	0	5
64	94	WATER TRANSPORT ACCIDENTS	Male	0	0	0	1	0	0	0	0	0	1
			Female	0	0	0	0	0	0	0	0	0	0
			Total	0	0	0	1	0	0	0	0	0	1
65	96	ALL OTHER TRANSPORT ACCIDENTS	Male	0	0	4	0	0	1	0	0	0	5
			Female	0	0	0	0	0	0	0	1	0	1
			Total	0	0	4	0	0	1	0	1	0	6
66	97	ACCIDENTAL DROWING AND SUBMERS	Male	0	1	1	2	2	3	1	2	0	12
			Female	0	0	0	0	0	0	0	0	0	0
			Total	0	1	1	2	2	3	1	2	0	12
67	102	ACCIDENTAL POISONING BY AND E	Male	0	1	0	0	1	0	0	1	0	3
			Female	0	0	0	0	0	0	0	0	0	0
			Total	0	1	0	0	1	0	0	1	0	3
68	104	SUN STROKE	Male	0	0	0	1	0	3	2	0	0	6
			Female	0	0	0	0	0	0	0	1	0	1
			Total	0	0	0	1	0	3	2	1	0	7
69	106	DENGUE FEVER	Male	0	0	1	0	0	0	0	0	0	1
			Female	0	0	0	0	0	0	0	0	0	0
			Total	0	0	1	0	0	0	0	0	0	1
		Total	Male	0	25	200	378	402	326	140	321	0	1792
			Female	0	0	2	10	17	20	12	45	0	106
			Total	0	0	0	0	0	1	0	0	0	1898
		Only chewing Arecnut											
1	2	TYPHOID FEVER AND PARATYPHOID	Male	0	0	0	2	0	2	2	1	0	7
			Female	0	0	0	0	0	1	0	1	0	2
			Total	0	0	0	2	0	3	2	2	0	9
2	3	FOOD POISONING	Male	0	1	0	0	0	1	0	0	0	2
			Female	0	0	0	0	2	0	0	0	0	2
			Total	0	1	0	0	2	1	0	0	0	4
3	4	DIARRHOEA AND GASTROENTERITIS	Male	0	0	0	1	4	2	3	4	0	14
			Female	0	0	0	0	0	0	0	1	0	1
			Total	0	0	0	1	4	2	3	5	0	15
4	5	RESPIRATORY TUBERCULOSIS	Male	0	1	4	11	12	13	5	14	0	60
			Female	0	1	0	1	2	6	1	2	0	13
			Total	0	2	4	12	14	19	6	16	0	73
5	14	OTHER AND UNSPECIFIED NEOPLASM	Male	0	0	6	8	20	11	10	14	0	69
			Female	0	0	1	2	5	6	5	12	0	31
			Total	0	0	7	10	25	17	15	26	0	100
6	15	DIABETES MELLITUS	Male	0	0	2	14	26	17	7	20	0	86
			Female	0	0	0	4	8	7	7	19	0	45
			Total	0	0	2	18	34	24	14	39	0	131
7	16	OTHER ANAEMIAS(D50-D55,D57-D64	Male	0	1	3	7	4	7	1	2	0	25
			Female	0	0	0	1	2	1	0	2	0	6
			Total	0	1	3	8	6	8	1	4	0	31
8	17	OTHER VIRAL ENCEPHALITIS	Male	0	0	3	0	1	1	1	0	0	6

TABLE D-21 DEATHS BY SELECTED CAUSE OF DEATH, AGE, SEX AND HABITS-(RURAL & URBAN) - 2022

SL. NO.	Cause ID	Selected cause of death	Sex	Age of the Diseased									Total
				Below 15	15-24	25-34	35-44	45-54	55-64	65-69	70 & above	Age not State	
	1	2	3	4	5	6	7	8	9	10	11	12	13
			Female	0	0	0	0	0	0	0	3	0	3
			Total	0	0	3	0	1	1	1	3	0	9
9	18	OTHER FORMS OF HEART DISEASES	Male	0	2	31	70	91	139	32	184	0	549
			Female	0	0	0	8	22	46	22	85	0	183
			Total	0	2	31	78	113	185	54	269	0	732
10	19	PNEUMONIA	Male	0	3	15	26	22	35	11	18	0	130
			Female	0	0	0	3	0	6	8	8	0	25
			Total	0	3	15	29	22	41	19	26	0	155
11	20	INFLUENZA	Male	0	0	0	1	3	1	0	0	0	5
			Female	0	0	0	1	0	0	0	2	0	3
			Total	0	0	0	2	3	1	0	2	0	8
12	21	ASTHMA	Male	0	0	5	10	15	32	20	58	0	140
			Female	0	0	0	1	7	13	8	69	0	98
			Total	0	0	5	11	22	45	28	127	0	238
13	22	OTHER VIRAL HEPATITIS (Jaundic	Male	0	0	4	12	9	6	1	0	0	32
			Female	0	0	0	0	1	1	1	0	0	3
			Total	0	0	4	12	10	7	2	0	0	35
14	23	DISEASES OF THE LIVER	Male	0	3	53	98	77	33	14	16	0	294
			Female	0	0	0	7	8	5	5	2	0	27
			Total	0	3	53	105	85	38	19	18	0	321
15	24	GASTRIC AND DUODENAL ULCER	Male	0	0	1	2	1	2	2	2	0	10
			Female	0	0	0	0	0	0	1	0	0	1
			Total	0	0	1	2	1	2	3	2	0	11
16	25	DISEASES OF APPENDIX	Male	0	0	0	2	0	1	0	0	0	3
			Female	0	0	0	0	0	0	0	0	0	0
			Total	0	0	0	2	0	1	0	0	0	3
17	26	Genital Urinary system	Male	0	0	0	0	0	3	1	1	0	5
			Female	0	0	0	0	0	0	0	0	0	0
			Total	0	0	0	0	0	3	1	1	0	5
18	27	SPONTANEOUS ABORTION	Male	0	0	0	0	0	0	0	0	0	0
			Female	0	0	1	0	0	0	0	0	0	1
			Total	0	0	1	0	0	0	0	0	0	1
19	30	CEREBROVASCULAR DISEASES	Male	0	0	3	6	15	10	15	26	0	75
			Female	0	0	1	1	2	4	1	12	0	21
			Total	0	0	4	7	17	14	16	38	0	96
20	31	SENILITY	Male	0	0	0	0	0	6	55	246	0	307
			Female	0	0	0	0	0	0	33	260	0	293
			Total	0	0	0	0	0	6	88	506	0	600
21	32	Others not else where classifi	Male	0	1	9	12	1	21	0	45	0	89
			Female	0	1	1	1	2	10	0	31	0	46
			Total	0	2	10	13	3	31	0	76	0	135
22	33	BITES OF SNAKES AND OTHER VENO	Male	0	0	1	0	1	4	0	0	0	6
			Female	0	0	0	0	0	1	1	2	0	4
			Total	0	0	1	0	1	5	1	2	0	10
23	34	BURNS AND CORROSIONS	Male	0	1	1	4	3	0	0	0	0	9
			Female	0	0	0	0	0	0	0	0	0	0
			Total	0	1	1	4	3	0	0	0	0	9
24	35	ACCIDENTAL FALLS	Male	0	1	3	5	1	0	3	1	0	14
			Female	0	0	0	1	0	0	0	0	0	1
			Total	0	1	3	6	1	0	3	1	0	15
25	36	POISONINGS BY DRUGS AND BIOLOG	Male	0	5	9	7	5	10	4	5	0	45
			Female	0	0	0	2	3	1	1	1	0	8
			Total	0	5	9	9	8	11	5	6	0	53

TABLE D-21 DEATHS BY SELECTED CAUSE OF DEATH, AGE, SEX AND HABITS-(RURAL & URBAN) - 2022

SL. NO.	Cause ID	Selected cause of death	Sex	Age of the Diseased									Total
				Below 15	15-24	25-34	35-44	45-54	55-64	65-69	70 & above	Age not State	
	1	2	3	4	5	6	7	8	9	10	11	12	13
26	37	MOTOR VEHICLE TRAFFIC ACCIDENT	Male	0	1	9	7	1	3	0	0	0	21
			Female	0	0	0	1	0	0	1	1	0	3
			Total	0	1	9	8	1	3	1	1	0	24
27	38	OTHER ROAD VEHICLE ACCIDENTS	Male	0	0	8	7	6	7	1	5	0	34
			Female	0	0	0	0	0	1	1	2	0	4
			Total	0	0	8	7	6	8	2	7	0	38
28	39	INTENTIONAL SELF-HARM(SUICIDE-	Male	0	5	17	21	13	7	0	0	0	63
			Female	0	0	0	0	1	0	0	0	0	1
			Total	0	5	17	21	14	7	0	0	0	64
29	40	ASSAULT(HOMICIDE)	Male	0	1	3	1	0	1	0	1	0	7
			Female	0	0	0	0	0	0	0	0	0	0
			Total	0	1	3	1	0	1	0	1	0	7
30	42	Viral Fever	Male	0	0	7	8	2	1	0	1	0	19
			Female	0	0	0	0	0	1	0	0	0	1
			Total	0	0	7	8	2	2	0	1	0	20
31	43	RENAL FAILURE and OTHER DISORD	Male	0	2	14	34	34	31	9	19	0	143
			Female	0	0	0	2	5	4	4	11	0	26
			Total	0	2	14	36	39	35	13	30	0	169
32	44	SEPTICAEMIA	Male	0	1	11	25	27	11	10	16	0	101
			Female	0	0	2	1	9	5	3	10	0	30
			Total	0	1	13	26	36	16	13	26	0	131
33	45	Syphillis	Male	0	0	1	0	2	0	0	0	0	3
			Female	0	0	0	1	0	0	0	0	0	1
			Total	0	0	1	1	2	0	0	0	0	4
34	46	COVID 19 VIRUS IDENTIFIED	Male	0	0	0	1	4	2	2	5	0	14
			Female	0	0	0	1	0	1	0	2	0	4
			Total	0	0	0	2	4	3	2	7	0	18
35	47	TUBERCULOSIS OF OTHER ORGANS A	Male	0	1	5	13	11	4	2	3	0	39
			Female	0	0	1	1	0	1	2	1	0	6
			Total	0	1	6	14	11	5	4	4	0	45
36	49	HUMAN IMMUNODEFICIENCY VIRUS[H	Male	0	0	0	1	3	2	0	0	0	6
			Female	0	0	0	0	0	0	0	0	0	0
			Total	0	0	0	1	3	2	0	0	0	6
37	50	MALIGNANT NEOPLASMS OF LIP, OR	Male	0	0	5	15	16	15	5	10	0	66
			Female	0	0	0	1	6	8	2	17	0	34
			Total	0	0	5	16	22	23	7	27	0	100
38	51	MALIGNANT NEOPLASM OF OESOPHAG	Male	0	1	1	3	7	4	5	8	0	29
			Female	0	0	0	0	2	3	1	5	0	11
			Total	0	1	1	3	9	7	6	13	0	40
39	52	MALIGNANT NEOPLASM OF STOMACH	Male	0	1	1	2	7	13	5	16	0	45
			Female	0	0	0	0	5	10	5	5	0	25
			Total	0	1	1	2	12	23	10	21	0	70
40	53	MALIGNANT NEOPLASMS OF LIVER A	Male	0	0	8	11	10	8	2	5	0	44
			Female	0	0	0	0	0	1	0	3	0	4
			Total	0	0	8	11	10	9	2	8	0	48
41	54	MALIGNANT NEOPLASMS OF LARYNX,	Male	0	1	3	16	13	9	4	14	0	60
			Female	0	0	0	1	2	1	1	5	0	10
			Total	0	1	3	17	15	10	5	19	0	70
42	55	MALIGNANT NEOPLASM OF BREAST	Male	0	0	0	0	0	0	0	0	0	0
			Female	0	0	0	1	1	4	1	4	0	11
			Total	0	0	0	1	1	4	1	4	0	11
43	56	OTHER MALIGNANT NEOPLASM OF FE	Male	0	0	0	0	0	0	0	0	0	0

TABLE D-21 DEATHS BY SELECTED CAUSE OF DEATH, AGE, SEX AND HABITS-(RURAL & URBAN) - 2022

SL. NO.	Cause ID	Selected cause of death	Sex	Age of the Diseased									Age not State	Total
				Below 15	15-24	25-34	35-44	45-54	55-64	65-69	70 & above			
	1	2	3	4	5	6	7	8	9	10	11	12	13	
			Female	0	0	0	1	3	0	0	5	0	9	
			Total	0	0	0	1	3	0	0	5	0	9	
44	57	MALIGNANT NEOPLASM OF PROSTATE	Male	0	0	0	0	1	0	0	1	0	2	
			Female	0	0	0	0	0	0	0	0	0	0	
			Total	0	0	0	0	1	0	0	1	0	2	
45	58	MALIGNANT NEOPLASM OF BLADDER	Male	0	0	0	5	2	3	1	1	0	12	
			Female	0	0	0	0	1	0	0	0	0	1	
			Total	0	0	0	5	3	3	1	1	0	13	
46	59	MALIGNANT NEOPLASMS OF MENINGE	Male	0	1	0	1	1	6	1	1	0	11	
			Female	0	0	0	0	0	2	0	2	0	4	
			Total	0	1	0	1	1	8	1	3	0	15	
47	60	LEUKAEMIA	Male	0	0	1	1	0	0	2	1	0	5	
			Female	0	0	0	0	2	0	1	1	0	4	
			Total	0	0	1	1	2	0	3	2	0	9	
48	61	OTHER PROTEIN-ENERGY MALNUTRIT	Male	0	0	1	1	5	3	1	4	0	15	
			Female	0	0	0	1	0	2	0	0	0	3	
			Total	0	0	1	2	5	5	1	4	0	18	
49	62	DISORDERS OF THYROID GLAND	Male	0	0	0	1	0	0	0	0	0	1	
			Female	0	0	0	0	0	0	0	1	0	1	
			Total	0	0	0	1	0	0	0	1	0	2	
50	63	SCHIZOPHRENIA, SCHIZOTYPAL & D	Male	0	0	1	0	0	0	0	1	0	2	
			Female	0	0	0	0	0	1	0	0	0	1	
			Total	0	0	1	0	0	1	0	1	0	3	
51	64	OTHER INFLAMMATORY DISEASES OF	Male	0	0	1	2	2	1	0	1	0	7	
			Female	0	0	0	0	0	0	1	2	0	3	
			Total	0	0	1	2	2	1	1	3	0	10	
52	65	EPILEPSY	Male	0	0	5	5	7	2	1	3	0	23	
			Female	0	0	0	0	0	1	0	0	0	1	
			Total	0	0	5	5	7	3	1	3	0	24	
53	66	HYPERTENSIVE HEART DISEASES	Male	0	1	13	45	56	52	19	99	0	285	
			Female	0	0	1	6	9	14	8	61	0	99	
			Total	0	1	14	51	65	66	27	160	0	384	
54	67	ACUTE MYOCARDIAL INFARCTION	Male	0	6	51	131	184	148	75	149	0	744	
			Female	0	0	2	8	19	44	22	77	0	172	
			Total	0	6	53	139	203	192	97	226	0	916	
55	68	ARTERIAL EMBOLISM AND THROMBOS	Male	0	0	1	1	4	0	0	2	0	8	
			Female	0	0	0	1	0	0	0	2	0	3	
			Total	0	0	1	2	4	0	0	4	0	11	
56	69	BRONCHITIS ,BRONCHIOLITIS and	Male	0	0	4	0	5	4	5	4	0	22	
			Female	0	0	0	0	0	3	0	1	0	4	
			Total	0	0	4	0	5	7	5	5	0	26	
57	70	PLEURISY	Male	0	0	0	0	0	0	0	0	0	0	
			Female	0	0	0	0	0	0	0	1	0	1	
			Total	0	0	0	0	0	0	0	1	0	1	
58	71	PARALYTIC ILEUS AND INTESTINAL	Male	0	0	4	12	20	24	18	61	0	139	
			Female	0	0	0	1	2	9	3	33	0	48	
			Total	0	0	4	13	22	33	21	94	0	187	
59	72	PERITONITIS	Male	0	1	1	2	0	0	0	0	0	4	
			Female	0	0	0	0	1	0	0	0	0	1	
			Total	0	1	1	2	1	0	0	0	0	5	
60	73	CHOLELITHIASIS AND CHOLECYSTIT	Male	0	0	5	2	4	4	2	0	0	17	
			Female	0	0	0	0	0	0	1	0	0	1	
			Total	0	0	5	2	4	4	3	0	0	18	

TABLE D-21 DEATHS BY SELECTED CAUSE OF DEATH, AGE, SEX AND HABITS-(RURAL & URBAN) - 2022

SL. NO.	Cause ID	Selected cause of death	Sex	Age of the Diseased									Age not State	Total
				Below 15	15-24	25-34	35-44	45-54	55-64	65-69	70 & above			
	1	2	3	4	5	6	7	8	9	10	11	12	13	
61	74	DISORDERS OF THE PANCREAS	Male	0	0	1	2	0	0	0	0	0	3	
			Female	0	0	0	1	2	3	1	2	0	9	
			Total	0	0	1	3	2	3	1	2	0	12	
62	75	RHEUMATOID ARTHRITIS AND OTHER	Male	0	0	1	0	0	1	0	1	0	3	
			Female	0	0	0	0	0	0	0	0	0	0	
			Total	0	0	1	0	0	1	0	1	0	3	
63	82	FEVER OF UNKNOWN ORIGIN	Male	0	2	4	9	9	7	5	8	0	44	
			Female	0	0	0	0	5	1	2	4	0	12	
			Total	0	2	4	9	14	8	7	12	0	56	
64	83	SHOCK, NOT ELSEWHERE CLASSIFIED	Male	0	0	15	21	33	30	12	20	0	131	
			Female	0	0	3	4	6	6	6	17	0	42	
			Total	0	0	18	25	39	36	18	37	0	173	
65	84	FRACTURE OF SKULL AND FACIAL B	Male	0	0	0	0	1	1	1	0	0	3	
			Female	0	0	0	0	0	0	0	0	0	0	
			Total	0	0	0	0	1	1	1	0	0	3	
66	85	FRACTURE OF NECK, THORAX OR PELVIS	Male	0	0	1	0	0	0	0	1	0	2	
			Female	0	0	0	0	0	0	0	0	0	0	
			Total	0	0	1	0	0	0	0	1	0	2	
67	86	FRACTURE OF UPPER LIMB	Male	0	0	0	0	0	0	0	0	0	0	
			Female	0	0	0	0	0	0	0	1	0	1	
			Total	0	0	0	0	0	0	0	1	0	1	
68	87	FRACTURE OF LOWER LIMB	Male	0	0	0	1	0	2	1	2	0	6	
			Female	0	0	0	0	0	0	1	1	0	2	
			Total	0	0	0	1	0	2	2	3	0	8	
69	88	FRACTURES INVOLVING MULTIPLE BONES	Male	0	0	0	1	1	0	0	0	0	2	
			Female	0	0	0	0	0	0	0	0	0	0	
			Total	0	0	0	1	1	0	0	0	0	2	
70	89	INTRACRANIAL AND INTERNAL INJURIES	Male	0	0	1	2	4	2	0	5	0	14	
			Female	0	0	0	0	0	0	0	1	0	1	
			Total	0	0	1	2	4	2	0	6	0	15	
71	90	CRUSHING INJURIES AND TRAUMATIC INJURIES	Male	0	0	1	1	0	0	0	1	0	3	
			Female	0	0	0	0	0	0	0	0	0	0	
			Total	0	0	1	1	0	0	0	1	0	3	
72	91	OTHER INJURIES OF SPECIFIED, UNSPECIFIED	Male	0	1	0	5	0	4	1	1	0	12	
			Female	0	0	0	0	1	0	0	0	0	1	
			Total	0	1	0	5	1	4	1	1	0	13	
73	92	EFFECTS OF FOREIGN BODY ENTERING	Male	0	0	0	0	1	0	0	0	0	1	
			Female	0	0	0	0	0	0	0	0	0	0	
			Total	0	0	0	0	1	0	0	0	0	1	
74	93	RAILWAY ACCIDENTS	Male	0	0	0	1	0	0	0	0	0	1	
			Female	0	0	0	0	1	0	0	0	0	1	
			Total	0	0	0	1	1	0	0	0	0	2	
75	94	WATER TRANSPORT ACCIDENTS	Male	0	0	0	1	1	0	0	0	0	2	
			Female	0	0	0	0	0	0	0	0	0	0	
			Total	0	0	0	1	1	0	0	0	0	2	
76	96	ALL OTHER TRANSPORT ACCIDENTS	Male	0	1	5	7	2	2	0	4	0	21	
			Female	0	0	0	0	1	0	0	3	0	4	
			Total	0	1	5	7	3	2	0	7	0	25	
77	97	ACCIDENTAL DROWING AND SUBMERSIONS	Male	0	1	3	3	3	6	5	3	0	24	
			Female	0	0	0	0	0	1	1	1	0	3	
			Total	0	1	3	3	3	7	6	4	0	27	
78	99	MISADVENTURES TO PATIENTS DURING SURGERY	Male	0	0	0	0	0	1	0	0	0	1	

TABLE D-21 DEATHS BY SELECTED CAUSE OF DEATH, AGE, SEX AND HABITS-(RURAL & URBAN) - 2022

SL. NO.	Cause ID	Selected cause of death	Sex	Age of the Diseased									Age not State	Total
				Below 15	15-24	25-34	35-44	45-54	55-64	65-69	70 & above			
1	2	3	4	5	6	7	8	9	10	11	12	13		
			Female	0	0	0	0	0	0	0	0	0	0	
			Total	0	0	0	0	0	1	0	0	0	1	
79	102	ACCIDENTAL POISONING BY AND E	Male	0	2	1	1	1	1	0	2	0	8	
			Female	0	0	0	0	0	0	0	1	0	1	
			Total	0	2	1	1	1	1	0	3	0	9	
80	104	SUN STROKE	Male	0	0	0	1	3	7	3	2	0	16	
			Female	0	0	0	0	2	0	0	3	0	5	
			Total	0	0	0	1	5	7	3	5	0	21	
81	105	COVID 19 VIRUS NOT IDENTIFIED	Male	0	0	0	0	0	1	0	1	0	2	
			Female	0	0	0	0	0	0	0	0	0	0	
			Total	0	0	0	0	0	1	0	1	0	2	
82	106	DENGUE FEVER	Male	0	0	2	0	0	1	0	0	0	3	
			Female	0	0	0	0	0	0	0	0	0	0	
			Total	0	0	2	0	0	1	0	0	0	3	
		Total	Male	0	49	369	728	817	788	385	1139	0	4275	
			Female	0	2	13	66	150	235	162	798	0	1426	
			Total	0	0	0	2	0	3	2	2	0	5701	
		Only chewing tobacco												
1	2	TYPHOID FEVER AND PARATYPHOID	Male	0	0	2	0	0	6	2	2	0	12	
			Female	0	0	0	0	0	1	1	1	0	3	
			Total	0	0	2	0	0	7	3	3	0	15	
2	3	FOOD POISONING	Male	0	1	0	1	0	0	0	0	0	2	
			Female	0	0	0	0	0	0	0	0	0	0	
			Total	0	1	0	1	0	0	0	0	0	2	
3	4	DIARRHOEA AND GASTROENTERITIS	Male	0	0	1	2	3	5	2	3	0	16	
			Female	0	0	0	0	0	0	0	0	0	0	
			Total	0	0	1	2	3	5	2	3	0	16	
4	5	RESPIRATORY TUBERCULOSIS	Male	0	0	7	16	18	18	6	15	0	80	
			Female	0	1	0	2	0	3	2	5	0	13	
			Total	0	1	7	18	18	21	8	20	0	93	
5	14	OTHER AND UNSPECIFIED NEOPLASM	Male	0	1	6	14	22	24	11	16	0	94	
			Female	0	0	1	2	6	6	5	12	0	32	
			Total	0	1	7	16	28	30	16	28	0	126	
6	15	DIABETES MELLITUS	Male	0	0	5	19	23	28	10	14	0	99	
			Female	0	0	0	6	6	4	7	14	0	37	
			Total	0	0	5	25	29	32	17	28	0	136	
7	16	OTHER ANAEMIAS(D50-D55,D57-D64)	Male	0	1	4	9	3	7	2	4	0	30	
			Female	0	0	0	2	1	1	3	2	0	9	
			Total	0	1	4	11	4	8	5	6	0	39	
8	17	OTHER VIRAL ENCEPHALITIS	Male	0	0	2	0	1	1	1	0	0	5	
			Female	1	0	0	0	0	0	0	3	0	4	
			Total	1	0	2	0	1	1	1	3	0	9	
9	18	OTHER FORMS OF HEART DISEASES	Male	0	4	31	57	103	118	29	166	0	508	
			Female	0	0	0	8	23	36	18	84	0	169	
			Total	0	4	31	65	126	154	47	250	0	677	
10	19	PNEUMONIA	Male	0	4	13	26	26	28	9	20	0	126	
			Female	0	0	1	1	3	7	6	5	0	23	
			Total	0	4	14	27	29	35	15	25	0	149	
11	20	INFLUENZA	Male	0	0	0	0	2	1	0	0	0	3	
			Female	0	0	0	0	0	0	0	0	0	0	
			Total	0	0	0	0	2	1	0	0	0	3	
12	21	ASTHMA	Male	0	0	5	16	25	28	27	63	0	164	
			Female	0	0	0	1	5	13	10	65	0	94	
			Total	0	0	5	17	30	41	37	128	0	258	

TABLE D-21 DEATHS BY SELECTED CAUSE OF DEATH, AGE, SEX AND HABITS-(RURAL & URBAN) - 2022

SL. NO.	Cause ID	Selected cause of death	Sex	Age of the Diseased									Total
				Below 15	15-24	25-34	35-44	45-54	55-64	65-69	70 & above	Age not State	
	1	2	3	4	5	6	7	8	9	10	11	12	13
13	22	OTHER VIRAL HEPATITIS (Jaundic	Male	0	0	4	9	7	4	0	0	0	24
			Female	0	1	0	1	1	0	1	0	0	4
			Total	0	1	4	10	8	4	1	0	0	28
14	23	DISEASES OF THE LIVER	Male	0	0	54	110	91	37	8	14	0	314
			Female	0	2	1	5	9	7	4	6	0	34
			Total	0	2	55	115	100	44	12	20	0	348
15	24	GASTRIC AND DUODENAL ULCER	Male	0	0	0	1	2	1	0	3	0	7
			Female	0	0	0	0	1	0	2	1	0	4
			Total	0	0	0	1	3	1	2	4	0	11
16	25	DISEASES OF APPENDIX	Male	0	1	0	4	0	0	0	0	0	5
			Female	0	0	0	0	0	0	0	0	0	0
			Total	0	1	0	4	0	0	0	0	0	5
17	26	Genital Urinary system	Male	0	0	0	2	0	1	1	0	0	4
			Female	0	0	0	0	0	0	0	0	0	0
			Total	0	0	0	2	0	1	1	0	0	4
18	27	SPONTANEOUS ABORTION	Male	0	0	0	0	0	0	0	0	0	0
			Female	0	0	1	0	0	0	0	0	0	1
			Total	0	0	1	0	0	0	0	0	0	1
19	28	OBSTRUCTED LABOUR	Male	0	0	0	0	0	0	0	0	0	0
			Female	0	0	0	0	0	0	0	1	0	1
			Total	0	0	0	0	0	0	0	1	0	1
20	30	CEREBROVASCULAR DISEASES	Male	0	0	3	3	15	12	13	16	0	62
			Female	0	0	0	2	3	3	0	4	0	12
			Total	0	0	3	5	18	15	13	20	0	74
21	31	SENILITY	Male	0	0	0	0	0	12	52	208	0	272
			Female	0	0	0	0	0	0	46	222	0	268
			Total	0	0	0	0	0	12	98	430	0	540
22	32	Others not else where classifi	Male	0	1	6	10	4	21	1	35	0	78
			Female	0	0	0	0	1	12	0	20	0	33
			Total	0	1	6	10	5	33	1	55	0	111
23	33	BITES OF SNAKES AND OTHER VENO	Male	0	0	0	1	3	4	0	0	0	8
			Female	0	0	0	0	0	0	1	2	0	3
			Total	0	0	0	1	3	4	1	2	0	11
24	34	BURNS AND CORROSIONS	Male	0	1	4	5	4	0	0	0	0	14
			Female	0	1	0	0	0	0	0	1	0	2
			Total	0	2	4	5	4	0	0	1	0	16
25	35	ACCIDENTAL FALLS	Male	0	2	4	6	1	3	1	1	0	18
			Female	0	0	1	0	1	0	0	0	0	2
			Total	0	2	5	6	2	3	1	1	0	20
26	36	POISONINGS BY DRUGS AND BIOLOG	Male	0	1	7	10	6	6	4	3	0	37
			Female	0	0	0	0	3	0	1	2	0	6
			Total	0	1	7	10	9	6	5	5	0	43
27	37	MOTOR VEHICLE TRAFFIC ACCIDENT	Male	0	2	8	9	2	1	0	0	0	22
			Female	0	0	0	1	0	0	0	0	0	1
			Total	0	2	8	10	2	1	0	0	0	23
28	38	OTHER ROAD VEHICLE ACCIDENTS	Male	0	0	7	7	9	3	3	8	0	37
			Female	0	0	1	0	1	4	1	3	0	10
			Total	0	0	8	7	10	7	4	11	0	47
29	39	INTENTIONAL SELF-HARM(SUICIDE-	Male	0	5	15	24	15	5	0	1	0	65
			Female	0	0	1	0	2	0	0	1	0	4
			Total	0	5	16	24	17	5	0	2	0	69
30	40	ASSAULT(HOMICIDE)	Male	0	0	3	2	0	0	0	0	0	5

TABLE D-21 DEATHS BY SELECTED CAUSE OF DEATH, AGE, SEX AND HABITS-(RURAL & URBAN) - 2022

SL. NO.	Cause ID	Selected cause of death	Sex	Age of the Diseased									Total
				Below 15	15-24	25-34	35-44	45-54	55-64	65-69	70 & above	Age not State	
	1	2	3	4	5	6	7	8	9	10	11	12	13
			Female	0	0	0	0	0	0	1	1	0	2
			Total	0	0	3	2	0	0	1	1	0	7
31	42	Viral Fever	Male	0	0	3	10	1	1	0	1	0	16
			Female	0	0	0	1	1	1	0	0	0	3
			Total	0	0	3	11	2	2	0	1	0	19
32	43	RENAL FAILURE and OTHER DISORD	Male	0	4	18	40	42	36	9	18	0	167
			Female	0	0	0	3	4	6	2	8	0	23
			Total	0	4	18	43	46	42	11	26	0	190
33	44	SEPTICAEMIA	Male	0	0	13	26	21	15	11	14	0	100
			Female	0	0	1	1	4	4	4	5	0	19
			Total	0	0	14	27	25	19	15	19	0	119
34	45	Syphilis	Male	0	0	1	4	1	0	0	0	0	6
			Female	0	0	0	0	1	0	0	0	0	1
			Total	0	0	1	4	2	0	0	0	0	7
35	46	COVID 19 VIRUS IDENTIFIED	Male	0	0	1	0	2	3	1	2	0	9
			Female	0	0	0	0	0	0	0	1	0	1
			Total	0	0	1	0	2	3	1	3	0	10
36	47	TUBERCULOSIS OF OTHER ORGANS A	Male	0	3	8	20	14	6	1	4	0	56
			Female	0	0	1	3	0	0	0	1	0	5
			Total	0	3	9	23	14	6	1	5	0	61
37	49	HUMAN IMMUNODEFICIENCY VIRUS[H	Male	0	0	0	0	1	2	0	0	0	3
			Female	0	0	0	0	0	0	0	0	0	0
			Total	0	0	0	0	1	2	0	0	0	3
38	50	MALIGNANT NEOPLASMS OF LIP, OR	Male	0	0	3	25	29	23	12	15	0	107
			Female	0	0	0	1	8	10	5	16	0	40
			Total	0	0	3	26	37	33	17	31	0	147
39	51	MALIGNANT NEOPLASM OF OESOPHAG	Male	0	0	1	6	6	6	6	6	0	31
			Female	0	0	0	1	7	4	3	4	0	19
			Total	0	0	1	7	13	10	9	10	0	50
40	52	MALIGNANT NEOPLASM OF STOMACH	Male	0	1	1	6	11	10	6	15	0	50
			Female	0	0	0	1	4	6	6	6	0	23
			Total	0	1	1	7	15	16	12	21	0	73
41	53	MALIGNANT NEOPLASMS OF LIVER A	Male	0	0	5	9	7	13	1	5	0	40
			Female	0	0	0	0	2	2	0	1	0	5
			Total	0	0	5	9	9	15	1	6	0	45
42	54	MALIGNANT NEOPLASMS OF LARYNX,	Male	0	1	2	14	11	9	6	11	0	54
			Female	0	0	0	4	1	1	1	6	0	13
			Total	0	1	2	18	12	10	7	17	0	67
43	55	MALIGNANT NEOPLASM OF BREAST	Male	0	0	0	0	0	0	0	0	0	0
			Female	0	0	0	1	0	5	0	3	0	9
			Total	0	0	0	1	0	5	0	3	0	9
44	56	OTHER MALIGNANT NEOPLASM OF FE	Male	0	0	0	0	0	0	0	0	0	0
			Female	0	0	0	1	2	0	0	4	0	7
			Total	0	0	0	1	2	0	0	4	0	7
45	57	MALIGNANT NEOPLASM OF PROSTATE	Male	0	0	0	0	0	0	1	2	0	3
			Female	0	0	0	0	0	0	0	0	0	0
			Total	0	0	0	0	0	0	1	2	0	3
46	58	MALIGNANT NEOPLASM OF BLADDER	Male	0	0	0	3	4	5	2	3	0	17
			Female	0	0	0	0	0	0	0	0	0	0
			Total	0	0	0	3	4	5	2	3	0	17
47	59	MALIGNANT NEOPLASMS OF MENINGE	Male	0	0	0	3	1	2	2	1	0	9
			Female	0	0	1	0	0	2	0	2	0	5
			Total	0	0	1	3	1	4	2	3	0	14

TABLE D-21 DEATHS BY SELECTED CAUSE OF DEATH, AGE, SEX AND HABITS-(RURAL & URBAN) - 2022

SL. NO.	Cause ID	Selected cause of death	Sex	Age of the Diseased									Age not State	Total
				Below 15	15-24	25-34	35-44	45-54	55-64	65-69	70 & above			
	1	2	3	4	5	6	7	8	9	10	11	12	13	
48	60	LEUKAEMIA	Male	0	0	1	3	0	1	2	1	0	8	
			Female	0	0	0	0	1	0	1	1	0	3	
			Total	0	0	1	3	1	1	3	2	0	11	
49	61	OTHER PROTEIN-ENERGY MALNUTRIT	Male	0	0	1	2	5	3	0	3	0	14	
			Female	0	0	0	1	0	1	0	0	0	2	
			Total	0	0	1	3	5	4	0	3	0	16	
50	62	DISORDERS OF THYROID GLAND	Male	0	0	0	1	0	0	0	0	0	1	
			Female	0	0	0	0	0	0	0	2	0	2	
			Total	0	0	0	1	0	0	0	2	0	3	
51	64	OTHER INFLAMMATORY DISEASES OF	Male	0	0	1	2	5	4	2	3	0	17	
			Female	0	0	0	0	0	0	1	4	0	5	
			Total	0	0	1	2	5	4	3	7	0	22	
52	65	EPILEPSY	Male	0	1	3	4	4	3	1	1	0	17	
			Female	0	0	0	0	1	1	0	0	0	2	
			Total	0	1	3	4	5	4	1	1	0	19	
53	66	HYPERTENSIVE HEART DISEASES	Male	0	1	17	60	74	52	20	90	0	314	
			Female	0	0	0	4	11	25	5	63	0	108	
			Total	0	1	17	64	85	77	25	153	0	422	
54	67	ACUTE MYOCARDIAL INFARCTION	Male	0	5	58	141	204	150	69	145	0	772	
			Female	0	1	4	13	26	43	23	80	0	190	
			Total	0	6	62	154	230	193	92	225	0	962	
55	68	ARTERIAL EMBOLISM AND THROMBOS	Male	0	0	1	2	5	3	0	2	0	13	
			Female	0	0	0	1	1	0	0	0	0	2	
			Total	0	0	1	3	6	3	0	2	0	15	
56	69	BRONCHITIS ,BRONCHIOLITIS and	Male	0	0	6	0	4	6	6	6	0	28	
			Female	0	0	0	0	0	4	1	1	0	6	
			Total	0	0	6	0	4	10	7	7	0	34	
57	70	PLEURISY	Male	0	0	0	0	0	2	0	0	0	2	
			Female	0	0	0	0	0	0	0	1	0	1	
			Total	0	0	0	0	0	2	0	1	0	3	
58	71	PARALYTIC ILEUS AND INTESTINAL	Male	0	0	1	8	21	16	16	59	0	121	
			Female	0	0	0	0	2	7	5	23	0	37	
			Total	0	0	1	8	23	23	21	82	0	158	
59	72	PERITONITIS	Male	0	1	2	3	2	0	0	0	0	8	
			Female	0	0	0	0	2	0	0	0	0	2	
			Total	0	1	2	3	4	0	0	0	0	10	
60	73	CHOLELITHIASIS AND CHOLECYSTIT	Male	0	0	5	6	5	4	4	1	0	25	
			Female	0	1	0	0	1	2	1	0	0	5	
			Total	0	1	5	6	6	6	5	1	0	30	
61	74	DISORDERS OF THE PANCREAS	Male	0	0	1	3	1	0	1	2	0	8	
			Female	0	0	0	1	1	1	1	2	0	6	
			Total	0	0	1	4	2	1	2	4	0	14	
62	75	RHEUMATOID ARTHRITIS AND OTHER	Male	0	0	0	0	0	1	0	1	0	2	
			Female	0	0	0	0	0	0	0	0	0	0	
			Total	0	0	0	0	0	1	0	1	0	2	
63	82	FEVER OF UNKNOWN ORIGIN	Male	0	5	1	11	13	5	2	6	0	43	
			Female	0	0	0	0	2	2	2	5	0	11	
			Total	0	5	1	11	15	7	4	11	0	54	
64	83	SHOCK, NOT ELSEWHERE CLASSIFIE	Male	1	1	17	22	41	28	10	23	0	143	
			Female	0	1	4	4	6	5	6	10	0	36	
			Total	1	2	21	26	47	33	16	33	0	179	
65	84	FRACTURE OF SKULL AND FACIAL B	Male	0	0	0	1	0	0	0	0	0	1	

TABLE D-21 DEATHS BY SELECTED CAUSE OF DEATH, AGE, SEX AND HABITS-(RURAL & URBAN) - 2022

SL. NO.	Cause ID	Selected cause of death	Sex	Age of the Diseased									Age not State	Total
				Below 15	15-24	25-34	35-44	45-54	55-64	65-69	70 & above			
	1	2	3	4	5	6	7	8	9	10	11	12	13	
			Female	0	0	0	0	0	0	0	0	0	0	
			Total	0	0	0	1	0	0	0	0	0	1	
66	85	FRACTURE OF NECK,THORAX OR PEL	Male	0	0	1	0	0	1	0	0	0	2	
			Female	0	0	0	0	0	0	0	1	0	1	
			Total	0	0	1	0	0	1	0	1	0	3	
67	86	FRACTURE OF UPPER LIMB	Male	0	0	1	0	0	0	0	1	0	2	
			Female	0	0	0	0	0	0	0	0	0	0	
			Total	0	0	1	0	0	0	0	1	0	2	
68	87	FRACTURE OF LOWER LIMB	Male	0	0	0	2	0	0	0	1	0	3	
			Female	0	0	0	0	0	0	1	2	0	3	
			Total	0	0	0	2	0	0	1	3	0	6	
69	88	FRACTURES INVOLVING MULTIPLE B	Male	0	0	1	1	2	0	0	0	0	4	
			Female	0	0	0	0	0	0	0	0	0	0	
			Total	0	0	1	1	2	0	0	0	0	4	
70	89	INTRACRANIAL AND INTERNAL INJU	Male	0	0	3	2	3	2	0	1	0	11	
			Female	0	0	0	0	0	1	0	0	0	1	
			Total	0	0	3	2	3	3	0	1	0	12	
71	90	CRUSHING INJURIES AND TRAUMATI	Male	0	0	2	2	0	0	0	1	0	5	
			Female	0	0	0	0	0	0	0	0	0	0	
			Total	0	0	2	2	0	0	0	1	0	5	
72	91	OTHER INJURIES OF SPECIFIED,UN	Male	0	0	0	5	5	5	1	8	0	24	
			Female	0	0	0	1	1	0	0	3	0	5	
			Total	0	0	0	6	6	5	1	11	0	29	
73	93	RAILWAY ACCIDENTS	Male	0	0	0	0	1	0	0	0	0	1	
			Female	0	0	0	0	1	0	0	0	0	1	
			Total	0	0	0	0	2	0	0	0	0	2	
74	94	WATER TRANSPORT ACCIDENTS	Male	0	0	0	4	0	0	0	0	0	4	
			Female	0	0	0	0	0	0	0	1	0	1	
			Total	0	0	0	4	0	0	0	1	0	5	
75	96	ALL OTHER TRANSPORT ACCIDENTS	Male	0	0	4	3	3	3	1	0	0	14	
			Female	0	0	0	0	1	0	0	1	0	2	
			Total	0	0	4	3	4	3	1	1	0	16	
76	97	ACCIDENTAL DROWING AND SUBMERS	Male	0	1	2	10	6	8	3	7	0	37	
			Female	0	1	0	0	1	1	1	1	0	5	
			Total	0	2	2	10	7	9	4	8	0	42	
77	99	MISADVENTURES TO PATIENTS DUR	Male	0	0	0	0	0	1	0	0	0	1	
			Female	0	0	0	0	0	0	0	0	0	0	
			Total	0	0	0	0	0	1	0	0	0	1	
78	102	ACCIDENTAL POISONING BY AND E	Male	0	1	0	1	1	1	1	3	0	8	
			Female	0	0	1	0	0	0	0	0	0	1	
			Total	0	1	1	1	1	1	1	3	0	9	
79	104	SUN STROKE	Male	0	0	0	2	2	8	4	3	0	19	
			Female	0	0	0	0	1	1	0	4	0	6	
			Total	0	0	0	2	3	9	4	7	0	25	
80	105	COVID 19 VIRUS NOT IDENTIFIED	Male	0	0	0	0	0	1	0	0	0	1	
			Female	0	0	0	0	1	0	0	1	0	2	
			Total	0	0	0	0	1	1	0	1	0	3	
81	106	DENGUE FEVER	Male	0	0	1	0	0	1	0	0	0	2	
			Female	0	0	0	0	0	0	0	0	0	0	
			Total	0	0	1	0	0	1	0	0	0	2	
		Total	Male	1	49	377	830	943	814	383	1057	0	4454	
			Female	1	9	19	73	160	232	178	718	0	1390	
			Total	0	0	2	0	0	7	3	3	0	5844	

TABLE D-21 DEATHS BY SELECTED CAUSE OF DEATH, AGE, SEX AND HABITS-(RURAL & URBAN) - 2022

SL. NO.	Cause ID	Selected cause of death	Sex	Age of the Diseased									Total
				Below 15	15-24	25-34	35-44	45-54	55-64	65-69	70 & above	Age not State	
	1	2	3	4	5	6	7	8	9	10	11	12	13
		Only drinking alcohol											
1	2	TYPHOID FEVER AND PARATYPHOID	Male	0	1	4	6	9	8	2	1	0	31
2			Female	0	0	0	0	1	1	0	0	0	2
			Total	0	1	4	6	10	9	2	1	0	33
2	3	FOOD POISONING	Male	0	1	0	0	1	0	0	0	0	2
3			Female	0	0	0	1	1	0	0	0	0	2
			Total	0	1	0	1	2	0	0	0	0	4
3	4	DIARRHOEA AND GASTROENTERITIS	Male	0	1	6	13	13	6	3	4	0	46
4			Female	0	0	0	0	0	0	0	0	0	0
			Total	0	1	6	13	13	6	3	4	0	46
4	5	RESPIRATORY TUBERCULOSIS	Male	0	2	17	35	49	41	13	24	0	181
5			Female	0	0	0	0	0	2	1	0	0	3
			Total	0	2	17	35	49	43	14	24	0	184
5	12	RABIES	Male	0	0	0	0	0	1	0	1	0	2
6			Female	0	0	0	0	0	0	0	0	0	0
			Total	0	0	0	0	0	1	0	1	0	2
6	13	MALARIA	Male	0	0	0	1	0	0	0	0	0	1
7			Female	0	0	0	0	0	0	0	0	0	0
			Total	0	0	0	1	0	0	0	0	0	1
7	14	OTHER AND UNSPECIFIED NEOPLASM	Male	0	0	10	26	42	45	20	19	0	162
8			Female	0	0	1	1	2	5	0	0	0	9
			Total	0	0	11	27	44	50	20	19	0	171
8	15	DIABETES MELLITUS	Male	0	2	8	42	65	63	30	31	0	241
9			Female	0	0	0	1	3	2	5	1	0	12
			Total	0	2	8	43	68	65	35	32	0	253
9	16	OTHER ANAEMIAS(D50-D55,D57-D64)	Male	0	1	11	22	18	19	2	5	0	78
10			Female	0	0	0	1	2	1	1	0	0	5
			Total	0	1	11	23	20	20	3	5	0	83
10	17	OTHER VIRAL ENCEPHALITIS	Male	0	0	4	2	3	1	1	0	0	11
11			Female	0	0	0	0	0	0	0	1	0	1
			Total	0	0	4	2	3	1	1	1	0	12
11	18	OTHER FORMS OF HEART DISEASES	Male	0	7	83	201	269	306	64	259	0	1189
12			Female	0	0	0	4	10	17	3	18	0	52
			Total	0	7	83	205	279	323	67	277	0	1241
12	19	PNEUMONIA	Male	0	4	46	85	88	83	30	59	0	395
			Female	0	0	1	1	0	4	2	1	0	9
			Total	0	4	47	86	88	87	32	60	0	404
13	20	INFLUENZA	Male	0	0	0	0	3	1	0	0	0	4
			Female	0	0	0	1	0	0	0	0	0	1
			Total	0	0	0	1	3	1	0	0	0	5
14	21	ASTHMA	Male	0	0	9	30	53	89	35	93	0	309
			Female	0	0	1	0	1	5	1	15	0	23
			Total	0	0	10	30	54	94	36	108	0	332
15	22	OTHER VIRAL HEPATITIS (Jaundic	Male	0	0	12	32	21	10	1	0	0	76
			Female	0	0	1	1	1	0	0	1	0	4
			Total	0	0	13	33	22	10	1	1	0	80
16	23	DISEASES OF THE LIVER	Male	0	10	198	433	353	173	43	42	0	1252
			Female	0	1	1	15	15	14	3	5	0	54
			Total	0	11	199	448	368	187	46	47	0	1306
17	24	GASTRIC AND DUODENAL ULCER	Male	0	0	4	5	9	7	5	6	0	36
			Female	0	0	0	0	0	1	1	0	0	2
			Total	0	0	4	5	9	8	6	6	0	38
18	25	DISEASES OF APPENDIX	Male	0	1	1	5	2	1	1	0	0	11

TABLE D-21 DEATHS BY SELECTED CAUSE OF DEATH, AGE, SEX AND HABITS-(RURAL & URBAN) - 2022

SL. NO.	Cause ID	Selected cause of death	Sex	Age of the Diseased									Total
				Below 15	15-24	25-34	35-44	45-54	55-64	65-69	70 & above	Age not State	
	1	2	3	4	5	6	7	8	9	10	11	12	13
			Female	0	0	0	0	0	0	0	0	0	0
			Total	0	1	1	5	2	1	1	0	0	11
19	26	Genital Urinary system	Male	0	0	0	1	3	3	0	0	0	7
			Female	0	0	0	0	0	0	0	0	0	0
			Total	0	0	0	1	3	3	0	0	0	7
20	28	OBSTRUCTED LABOUR	Male	0	0	0	0	0	0	0	0	0	0
			Female	0	0	0	0	0	0	0	1	0	1
			Total	0	0	0	0	0	0	0	1	0	1
21	29	BIRTH TRAUMA	Male	0	0	0	0	0	0	0	0	0	0
			Female	1	0	0	0	0	0	0	0	0	1
			Total	1	0	0	0	0	0	0	0	0	1
22	30	CEREBROVASCULAR DISEASES	Male	0	0	10	23	48	30	22	26	0	159
			Female	0	0	0	1	2	0	0	1	0	4
			Total	0	0	10	24	50	30	22	27	0	163
23	31	SENILITY	Male	0	0	0	0	0	16	146	273	0	435
			Female	0	0	0	0	0	0	5	39	0	44
			Total	0	0	0	0	0	16	151	312	0	479
24	32	Others not else where classifi	Male	0	2	21	30	15	41	3	49	0	161
			Female	0	0	0	0	0	1	0	9	0	10
			Total	0	2	21	30	15	42	3	58	0	171
25	33	BITES OF SNAKES AND OTHER VENO	Male	0	0	3	4	4	5	0	0	0	16
			Female	0	0	1	0	0	0	0	0	0	1
			Total	0	0	4	4	4	5	0	0	0	17
26	34	BURNS AND CORROSIONS	Male	0	1	5	12	8	3	1	2	0	32
			Female	0	0	0	1	0	0	0	0	0	1
			Total	0	1	5	13	8	3	1	2	0	33
27	35	ACCIDENTAL FALLS	Male	0	3	9	13	9	9	2	3	0	48
			Female	0	0	0	0	0	0	0	0	0	0
			Total	0	3	9	13	9	9	2	3	0	48
28	36	POISONINGS BY DRUGS AND BIOLOG	Male	0	11	36	64	37	37	13	16	0	214
			Female	0	0	0	1	4	2	1	0	0	8
			Total	0	11	36	65	41	39	14	16	0	222
29	37	MOTOR VEHICLE TRAFFIC ACCIDENT	Male	0	3	20	18	10	3	2	3	0	59
			Female	0	0	0	0	0	0	0	0	0	0
			Total	0	3	20	18	10	3	2	3	0	59
30	38	OTHER ROAD VEHICLE ACCIDENTS	Male	0	4	17	25	18	22	5	6	0	97
			Female	0	0	0	0	1	0	1	1	0	3
			Total	0	4	17	25	19	22	6	7	0	100
31	39	INTENTIONAL SELF-HARM(SUICIDE-	Male	0	13	57	79	42	25	3	5	0	224
			Female	0	1	0	1	1	3	0	0	0	6
			Total	0	14	57	80	43	28	3	5	0	230
32	40	ASSAULT(HOMICIDE)	Male	0	2	7	6	2	1	0	2	0	20
			Female	0	0	1	0	0	0	0	0	0	1
			Total	0	2	8	6	2	1	0	2	0	21
33	41	Not Stated	Male	0	0	0	2	0	0	0	0	0	2
			Female	0	0	0	0	0	0	0	0	0	0
			Total	0	0	0	2	0	0	0	0	0	2
34	42	Viral Fever	Male	0	1	13	28	5	2	1	1	0	51
			Female	0	0	0	1	0	0	0	0	0	1
			Total	0	1	13	29	5	2	1	1	0	52
35	43	RENAL FAILURE and OTHER DISORD	Male	0	7	48	109	140	94	36	55	0	489
			Female	0	0	1	5	5	1	0	3	0	15
			Total	0	7	49	114	145	95	36	58	0	504

TABLE D-21 DEATHS BY SELECTED CAUSE OF DEATH, AGE, SEX AND HABITS-(RURAL & URBAN) - 2022

SL. NO.	Cause ID	Selected cause of death	Sex	Age of the Diseased									Total
				Below 15	15-24	25-34	35-44	45-54	55-64	65-69	70 & above	Age not State	
	1	2	3	4	5	6	7	8	9	10	11	12	13
36	44	SEPTICAEMIA	Male	0	2	35	92	89	69	30	41	0	358
			Female	0	0	0	1	3	3	2	0	0	9
			Total	0	2	35	93	92	72	32	41	0	367
37	45	Syphilis	Male	0	0	1	6	1	0	0	0	0	8
			Female	0	0	0	1	0	0	0	0	0	1
			Total	0	0	1	7	1	0	0	0	0	9
38	46	COVID 19 VIRUS IDENTIFIED	Male	0	1	3	5	9	7	4	12	0	41
			Female	0	0	0	1	0	1	0	0	0	2
			Total	0	1	3	6	9	8	4	12	0	43
39	47	TUBERCULOSIS OF OTHER ORGANS A	Male	0	3	19	40	40	22	8	13	0	145
			Female	0	0	0	0	0	0	1	1	0	2
			Total	0	3	19	40	40	22	9	14	0	147
40	49	HUMAN IMMUNODEFICIENCY VIRUS[H	Male	0	0	0	1	13	3	0	0	0	17
			Female	0	0	0	0	0	0	0	0	0	0
			Total	0	0	0	1	13	3	0	0	0	17
41	50	MALIGNANT NEOPLASMS OF LIP, OR	Male	0	0	2	25	28	34	8	18	0	115
			Female	0	0	0	0	0	1	0	2	0	3
			Total	0	0	2	25	28	35	8	20	0	118
42	51	MALIGNANT NEOPLASM OF OESOPHAG	Male	0	1	1	6	6	13	8	7	0	42
			Female	0	0	0	0	2	1	0	0	0	3
			Total	0	1	1	6	8	14	8	7	0	45
43	52	MALIGNANT NEOPLASM OF STOMACH	Male	0	1	2	10	22	23	13	21	0	92
			Female	0	0	0	0	0	1	1	1	0	3
			Total	0	1	2	10	22	24	14	22	0	95
44	53	MALIGNANT NEOPLASMS OF LIVER A	Male	0	1	17	28	31	26	4	17	0	124
			Female	0	0	0	1	3	1	0	1	0	6
			Total	0	1	17	29	34	27	4	18	0	130
45	54	MALIGNANT NEOPLASMS OF LARYNX,	Male	0	1	9	35	36	35	15	31	0	162
			Female	0	0	0	1	1	1	1	1	0	5
			Total	0	1	9	36	37	36	16	32	0	167
46	55	MALIGNANT NEOPLASM OF BREAST	Male	0	0	0	0	0	0	0	0	0	0
			Female	0	0	0	0	2	0	0	0	0	2
			Total	0	0	0	0	2	0	0	0	0	2
47	56	OTHER MALIGNANT NEOPLASM OF FE	Male	0	0	0	0	0	0	0	0	0	0
			Female	0	0	0	0	0	0	0	2	0	2
			Total	0	0	0	0	0	0	0	2	0	2
48	57	MALIGNANT NEOPLASM OF PROSTATE	Male	0	0	0	0	1	1	0	2	0	4
			Female	0	0	0	0	0	0	0	0	0	0
			Total	0	0	0	0	1	1	0	2	0	4
49	58	MALIGNANT NEOPLASM OF BLADDER	Male	0	0	2	7	9	7	0	1	0	26
			Female	0	0	0	0	0	0	0	0	0	0
			Total	0	0	2	7	9	7	0	1	0	26
50	59	MALIGNANT NEOPLASMS OF MENINGE	Male	0	0	0	4	5	5	3	2	0	19
			Female	0	0	0	0	0	0	0	0	0	0
			Total	0	0	0	4	5	5	3	2	0	19
51	60	LEUKAEMIA	Male	0	0	1	2	0	3	2	2	0	10
			Female	0	0	0	1	0	0	0	0	0	1
			Total	0	0	1	3	0	3	2	2	0	11
52	61	OTHER PROTEIN-ENERGY MALNUTRIT	Male	0	1	3	11	11	9	2	3	0	40
			Female	0	0	0	2	0	0	0	1	0	3
			Total	0	1	3	13	11	9	2	4	0	43
53	62	DISORDERS OF THYROID GLAND	Male	0	0	1	2	1	1	1	0	0	6

TABLE D-21 DEATHS BY SELECTED CAUSE OF DEATH, AGE, SEX AND HABITS-(RURAL & URBAN) - 2022

SL. NO.	Cause ID	Selected cause of death	Sex	Age of the Diseased									Total
				Below 15	15-24	25-34	35-44	45-54	55-64	65-69	70 & above	Age not State	
	1	2	3	4	5	6	7	8	9	10	11	12	13
			Female	0	0	0	0	0	0	0	0	0	0
			Total	0	0	1	2	1	1	1	0	0	6
54	63	SCHIZOPHRENIA, SCHIZOTYPAL & D	Male	0	0	4	8	8	4	1	3	0	28
			Female	0	0	0	0	0	1	1	0	0	2
			Total	0	0	4	8	8	5	2	3	0	30
55	64	OTHER INFLAMMATORY DISEASES OF	Male	0	0	8	8	12	9	2	7	0	46
			Female	0	0	0	1	0	0	0	1	0	2
			Total	0	0	8	9	12	9	2	8	0	48
56	65	EPILEPSY	Male	0	3	8	13	14	6	2	3	0	49
			Female	0	0	0	0	1	0	0	0	0	1
			Total	0	3	8	13	15	6	2	3	0	50
57	66	HYPERTENSIVE HEART DISEASES	Male	0	6	62	162	194	159	40	144	0	767
			Female	0	0	1	2	8	3	2	8	0	24
			Total	0	6	63	164	202	162	42	152	0	791
58	67	ACUTE MYOCARDIAL INFARCTION	Male	0	12	142	369	450	351	146	199	0	1669
			Female	0	0	4	5	7	10	9	11	0	46
			Total	0	12	146	374	457	361	155	210	0	1715
59	68	ARTERIAL EMBOLISM AND THROMBOS	Male	0	0	1	4	6	4	2	2	0	19
			Female	0	0	0	0	0	0	0	0	0	0
			Total	0	0	1	4	6	4	2	2	0	19
60	69	BRONCHITIS ,BRONCHIOLITIS and	Male	0	0	6	7	19	11	12	18	0	73
			Female	0	0	0	0	0	2	0	1	0	3
			Total	0	0	6	7	19	13	12	19	0	76
61	70	PLEURISY	Male	0	0	0	0	0	1	1	1	0	3
			Female	0	0	0	0	0	0	0	0	0	0
			Total	0	0	0	0	0	1	1	1	0	3
62	71	PARALYTIC ILEUS AND INTESTINAL	Male	0	0	8	15	43	51	29	60	0	206
			Female	0	0	0	0	1	2	0	1	0	4
			Total	0	0	8	15	44	53	29	61	0	210
63	72	PERITONITIS	Male	0	2	7	9	7	2	0	2	0	29
			Female	0	0	0	0	0	0	0	0	0	0
			Total	0	2	7	9	7	2	0	2	0	29
64	73	CHOLELITHIASIS AND CHOLECYSTIT	Male	0	0	9	16	14	6	1	1	0	47
			Female	0	0	0	0	0	1	0	1	0	2
			Total	0	0	9	16	14	7	1	2	0	49
65	74	DISORDERS OF THE PANCREAS	Male	0	1	7	11	8	5	3	4	0	39
			Female	0	0	0	0	0	0	0	0	0	0
			Total	0	1	7	11	8	5	3	4	0	39
66	75	RHEUMATOID ARTHRITIS AND OTHER	Male	0	0	1	1	0	1	0	1	0	4
			Female	0	0	0	0	0	0	0	0	0	0
			Total	0	0	1	1	0	1	0	1	0	4
67	82	FEVER OF UNKNOWN ORIGIN	Male	0	2	13	34	34	24	7	11	0	125
			Female	0	0	0	0	2	2	0	0	0	4
			Total	0	2	13	34	36	26	7	11	0	129
68	83	SHOCK, NOT ELSEWHERE CLASSIFIE	Male	2	7	55	108	151	97	27	45	0	492
			Female	0	1	2	3	7	2	5	4	0	24
			Total	2	8	57	111	158	99	32	49	0	516
69	84	FRACTURE OF SKULL AND FACIAL B	Male	0	0	0	2	2	0	1	1	0	6
			Female	0	0	0	0	0	0	0	0	0	0
			Total	0	0	0	2	2	0	1	1	0	6
70	85	FRACTURE OF NECK,THORAX OR PEL	Male	0	0	2	1	1	0	0	0	0	4
			Female	0	0	0	0	0	0	0	0	0	0
			Total	0	0	2	1	1	0	0	0	0	4

TABLE D-21 DEATHS BY SELECTED CAUSE OF DEATH, AGE, SEX AND HABITS-(RURAL & URBAN) - 2022

SL. NO.	Cause ID	Selected cause of death	Sex	Age of the Diseased									Total
				Below 15	15-24	25-34	35-44	45-54	55-64	65-69	70 & above	Age not State	
	1	2	3	4	5	6	7	8	9	10	11	12	13
71	86	FRACTURE OF UPPER LIMB	Male	0	0	2	0	1	0	0	2	0	5
			Female	0	0	0	0	0	0	0	0	0	0
			Total	0	0	2	0	1	0	0	2	0	5
72	87	FRACTURE OF LOWER LIMB	Male	0	0	0	3	1	3	2	1	0	10
			Female	0	0	0	0	0	0	1	0	0	1
			Total	0	0	0	3	1	3	3	1	0	11
73	88	FRACTURES INVOLVING MULTIPLE B	Male	0	0	2	1	1	0	0	1	0	5
			Female	0	0	0	0	0	0	0	0	0	0
			Total	0	0	2	1	1	0	0	1	0	5
74	89	INTRACRANIAL AND INTERNAL INJU	Male	0	0	4	5	7	6	0	1	0	23
			Female	0	0	0	0	0	0	0	0	0	0
			Total	0	0	4	5	7	6	0	1	0	23
75	90	CRUSHING INJURIES AND TRAUMATI	Male	0	0	3	2	1	2	0	2	0	10
			Female	0	0	0	0	0	0	0	0	0	0
			Total	0	0	3	2	1	2	0	2	0	10
76	91	OTHER INJURIES OF SPECIFIED,UN	Male	0	0	7	11	13	7	3	6	0	47
			Female	0	0	0	0	1	0	0	0	0	1
			Total	0	0	7	11	14	7	3	6	0	48
77	92	EFFECTS OF FOREIGN BODY ENTERI	Male	0	0	0	0	0	0	3	0	0	3
			Female	0	0	0	0	0	0	0	0	0	0
			Total	0	0	0	0	0	0	3	0	0	3
78	93	RAILWAY ACCIDENTS	Male	0	1	1	1	5	2	0	0	0	10
			Female	0	0	0	0	1	0	0	0	0	1
			Total	0	1	1	1	6	2	0	0	0	11
79	94	WATER TRANSPORT ACCIDENTS	Male	0	0	0	7	3	0	0	1	0	11
			Female	0	0	0	0	0	0	0	1	0	1
			Total	0	0	0	7	3	0	0	2	0	12
80	96	ALL OTHER TRANSPORT ACCIDENTS	Male	0	1	6	9	13	4	1	3	0	37
			Female	0	0	0	0	0	0	0	2	0	2
			Total	0	1	6	9	13	4	1	5	0	39
81	97	ACCIDENTAL DROWING AND SUBMERS	Male	0	1	9	22	15	23	6	3	0	79
			Female	0	0	0	0	1	1	0	0	0	2
			Total	0	1	9	22	16	24	6	3	0	81
82	102	ACCIDENTAL POISONING BY AND E	Male	0	2	2	13	6	5	1	4	0	33
			Female	0	0	0	0	1	0	0	0	0	1
			Total	0	2	2	13	7	5	1	4	0	34
83	104	SUN STROKE	Male	0	0	0	4	12	10	8	12	0	46
			Female	0	0	0	1	0	0	0	1	0	2
			Total	0	0	0	5	12	10	8	13	0	48
84	105	COVID 19 VIRUS NOT IDENTIFIED	Male	0	0	2	1	1	2	0	3	0	9
			Female	0	0	0	0	0	0	0	0	0	0
			Total	0	0	2	1	1	2	0	3	0	9
85	106	DENGUE FEVER	Male	0	0	2	1	0	0	1	1	0	5
			Female	0	0	0	0	0	0	0	0	0	0
			Total	0	0	2	1	0	0	1	1	0	5
		Total	Male	2	126	1128	2474	2683	2198	881	1697	0	11189
			Female	1	3	15	56	90	92	47	136	0	440
			Total	0	1	4	6	10	9	2	1	0	11629
		Only smoking											
1	2	TYPHOID FEVER AND PARATYPHOID	Male	0	0	0	1	6	4	1	1	0	13
			Female	0	0	0	0	0	1	0	0	0	1
			Total	0	0	0	1	6	5	1	1	0	14
2	3	FOOD POISONING	Male	0	2	0	0	1	0	1	1	0	5

TABLE D-21 DEATHS BY SELECTED CAUSE OF DEATH, AGE, SEX AND HABITS-(RURAL & URBAN) - 2022

SL. NO.	Cause ID	Selected cause of death	Sex	Age of the Diseased									Total
				Below 15	15-24	25-34	35-44	45-54	55-64	65-69	70 & above	Age not State	
	1	2	3	4	5	6	7	8	9	10	11	12	13
			Female	0	0	0	0	0	0	0	0	0	0
			Total	0	2	0	0	1	0	1	1	0	5
3	4	DIARRHOEA AND GASTROENTERITIS	Male	0	1	1	6	5	4	3	3	0	23
			Female	0	0	0	0	0	0	0	0	0	0
			Total	0	1	1	6	5	4	3	3	0	23
4	5	RESPIRATORY TUBERCULOSIS	Male	0	1	10	21	34	44	17	41	0	168
			Female	0	0	0	0	0	0	0	0	0	0
			Total	0	1	10	21	34	44	17	41	0	168
5	12	RABIES	Male	0	0	0	0	0	1	0	0	0	1
			Female	0	0	0	0	0	0	0	0	0	0
			Total	0	0	0	0	0	1	0	0	0	1
6	14	OTHER AND UNSPECIFIED NEOPLASM	Male	0	0	10	15	40	55	27	34	0	181
			Female	0	0	0	1	3	2	1	1	0	8
			Total	0	0	10	16	43	57	28	35	0	189
7	15	DIABETES MELLITUS	Male	0	1	3	24	46	62	23	42	0	201
			Female	0	0	0	0	0	1	0	2	0	3
			Total	0	1	3	24	46	63	23	44	0	204
8	16	OTHER ANAEMIAS(D50-D55,D57-D64)	Male	0	1	6	14	7	13	4	5	0	50
			Female	0	1	0	0	1	0	0	0	0	2
			Total	0	2	6	14	8	13	4	5	0	52
9	17	OTHER VIRAL ENCEPHALITIS	Male	0	0	4	1	0	0	1	0	0	6
			Female	0	0	0	0	0	0	0	0	0	0
			Total	0	0	4	1	0	0	1	0	0	6
10	18	OTHER FORMS OF HEART DISEASES	Male	0	6	54	122	220	340	80	297	0	1119
			Female	0	0	0	0	1	7	1	7	0	16
			Total	0	6	54	122	221	347	81	304	0	1135
11	19	PNEUMONIA	Male	0	3	15	53	66	75	33	80	0	325
			Female	0	0	0	0	0	0	1	1	0	2
			Total	0	3	15	53	66	75	34	81	0	327
12	20	INFLUENZA	Male	0	0	0	0	0	1	0	0	0	1
			Female	0	0	0	0	0	0	0	0	0	0
			Total	0	0	0	0	0	1	0	0	0	1
13	21	ASTHMA	Male	0	0	4	24	57	109	48	145	0	387
			Female	0	0	1	1	1	3	0	7	0	13
			Total	0	0	5	25	58	112	48	152	0	400
14	22	OTHER VIRAL HEPATITIS (Jaundic	Male	0	0	7	12	6	6	0	2	0	33
			Female	0	0	1	0	0	0	0	1	0	2
			Total	0	0	8	12	6	6	0	3	0	35
15	23	DISEASES OF THE LIVER	Male	0	4	70	172	152	84	27	26	0	535
			Female	0	0	0	1	2	5	1	1	0	10
			Total	0	4	70	173	154	89	28	27	0	545
16	24	GASTRIC AND DUODENAL ULCER	Male	0	0	0	5	5	5	7	8	0	30
			Female	0	0	0	0	0	0	0	0	0	0
			Total	0	0	0	5	5	5	7	8	0	30
17	25	DISEASES OF APPENDIX	Male	0	1	0	4	1	2	0	0	0	8
			Female	0	0	0	0	0	0	0	0	0	0
			Total	0	1	0	4	1	2	0	0	0	8
18	26	Genital Urinary system	Male	0	0	0	2	0	2	0	0	0	4
			Female	0	0	0	0	0	0	0	0	0	0
			Total	0	0	0	2	0	2	0	0	0	4
19	30	CEREBROVASCULAR DISEASES	Male	0	0	8	19	35	28	24	31	0	145
			Female	0	0	0	1	1	0	0	2	0	4
			Total	0	0	8	20	36	28	24	33	0	149

TABLE D-21 DEATHS BY SELECTED CAUSE OF DEATH, AGE, SEX AND HABITS-(RURAL & URBAN) - 2022

SL. NO.	Cause ID	Selected cause of death	Sex	Age of the Diseased									Age not State	Total
				Below 15	15-24	25-34	35-44	45-54	55-64	65-69	70 & above			
1	2	3	4	5	6	7	8	9	10	11	12	13		
20	31	SENILITY	Male	0	0	0	0	0	10	155	347	0	512	
			Female	0	0	0	0	0	0	1	14	0	15	
			Total	0	0	0	0	0	10	156	361	0	527	
21	32	Others not else where classifi	Male	0	1	12	16	8	52	4	44	0	137	
			Female	0	0	0	0	0	1	0	5	0	6	
			Total	0	1	12	16	8	53	4	49	0	143	
22	33	BITES OF SNAKES AND OTHER VENO	Male	0	0	2	3	2	4	0	0	0	11	
			Female	0	0	0	0	0	0	0	0	0	0	
			Total	0	0	2	3	2	4	0	0	0	11	
23	34	BURNS AND CORROSIONS	Male	0	0	2	6	3	2	2	1	0	16	
			Female	0	0	0	0	0	0	0	1	0	1	
			Total	0	0	2	6	3	2	2	2	0	17	
24	35	ACCIDENTAL FALLS	Male	0	0	6	5	5	6	0	2	0	24	
			Female	0	0	0	0	0	0	0	0	0	0	
			Total	0	0	6	5	5	6	0	2	0	24	
25	36	POISONINGS BY DRUGS AND BIOLOG	Male	0	5	14	29	21	25	10	12	0	116	
			Female	0	0	1	0	0	0	0	0	0	1	
			Total	0	5	15	29	21	25	10	12	0	117	
26	37	MOTOR VEHICLE TRAFFIC ACCIDENT	Male	0	1	5	9	10	3	1	1	0	30	
			Female	0	0	0	0	0	0	0	0	0	0	
			Total	0	1	5	9	10	3	1	1	0	30	
27	38	OTHER ROAD VEHICLE ACCIDENTS	Male	0	2	11	12	15	15	5	10	0	70	
			Female	0	0	0	0	0	0	0	1	0	1	
			Total	0	2	11	12	15	15	5	11	0	71	
28	39	INTENTIONAL SELF-HARM(SUICIDE-	Male	0	15	34	45	25	22	3	5	0	149	
			Female	0	1	0	0	0	0	0	0	0	1	
			Total	0	16	34	45	25	22	3	5	0	150	
29	40	ASSAULT(HOMICIDE)	Male	0	1	5	6	1	1	1	0	0	15	
			Female	0	0	1	0	0	0	0	0	0	1	
			Total	0	1	6	6	1	1	1	0	0	16	
30	41	Not Stated	Male	0	0	0	2	0	0	0	0	0	2	
			Female	0	0	0	0	0	0	0	0	0	0	
			Total	0	0	0	2	0	0	0	0	0	2	
31	42	Viral Fever	Male	0	0	5	14	4	3	2	1	0	29	
			Female	0	0	0	1	0	0	0	0	0	1	
			Total	0	0	5	15	4	3	2	1	0	30	
32	43	RENAL FAILURE and OTHER DISORD	Male	0	2	19	64	81	66	26	51	0	309	
			Female	0	0	0	2	0	0	0	0	0	2	
			Total	0	2	19	66	81	66	26	51	0	311	
33	44	SEPTICAEMIA	Male	0	0	22	32	54	48	21	47	0	224	
			Female	0	0	0	0	1	2	1	1	0	5	
			Total	0	0	22	32	55	50	22	48	0	229	
34	45	Syphillis	Male	0	0	2	2	0	0	0	0	0	4	
			Female	0	0	0	0	0	0	0	0	0	0	
			Total	0	0	2	2	0	0	0	0	0	4	
35	46	COVID 19 VIRUS IDENTIFIED	Male	0	1	1	4	6	8	5	15	0	40	
			Female	0	0	0	0	0	0	0	0	0	0	
			Total	0	1	1	4	6	8	5	15	0	40	
36	47	TUBERCULOSIS OF OTHER ORGANS A	Male	0	2	12	34	35	28	10	25	0	146	
			Female	0	0	0	0	0	0	0	0	0	0	
			Total	0	2	12	34	35	28	10	25	0	146	
37	49	HUMAN IMMUNODEFICIENCY VIRUS[H	Male	0	0	0	0	8	4	0	0	0	12	

TABLE D-21 DEATHS BY SELECTED CAUSE OF DEATH, AGE, SEX AND HABITS-(RURAL & URBAN) - 2022

SL. NO.	Cause ID	Selected cause of death	Sex	Age of the Diseased									Total
				Below 15	15-24	25-34	35-44	45-54	55-64	65-69	70 & above	Age not State	
	1	2	3	4	5	6	7	8	9	10	11	12	13
			Female	0	0	0	0	0	0	0	0	0	0
			Total	0	0	0	0	8	4	0	0	0	12
38	50	MALIGNANT NEOPLASMS OF LIP, OR	Male	0	0	1	20	29	37	13	18	0	118
			Female	0	0	0	0	1	1	0	2	0	4
			Total	0	0	1	20	30	38	13	20	0	122
39	51	MALIGNANT NEOPLASM OF OESOPHAG	Male	0	0	1	4	8	17	9	15	0	54
			Female	0	0	0	0	1	0	0	1	0	2
			Total	0	0	1	4	9	17	9	16	0	56
40	52	MALIGNANT NEOPLASM OF STOMACH	Male	0	1	1	5	16	29	14	23	0	89
			Female	0	0	0	0	0	1	1	1	0	3
			Total	0	1	1	5	16	30	15	24	0	92
41	53	MALIGNANT NEOPLASMS OF LIVER A	Male	0	1	7	15	20	16	3	15	0	77
			Female	0	0	0	0	0	0	0	0	0	0
			Total	0	1	7	15	20	16	3	15	0	77
42	54	MALIGNANT NEOPLASMS OF LARYNX,	Male	0	1	4	15	29	60	19	57	0	185
			Female	0	0	0	0	0	0	0	0	0	0
			Total	0	1	4	15	29	60	19	57	0	185
43	55	MALIGNANT NEOPLASM OF BREAST	Male	0	0	0	0	0	0	0	0	0	0
			Female	0	0	0	0	1	0	1	0	0	2
			Total	0	0	0	0	1	0	1	0	0	2
44	57	MALIGNANT NEOPLASM OF PROSTATE	Male	0	0	0	1	1	3	1	7	0	13
			Female	0	0	0	0	0	0	0	0	0	0
			Total	0	0	0	1	1	3	1	7	0	13
45	58	MALIGNANT NEOPLASM OF BLADDER	Male	0	0	2	2	6	7	0	5	0	22
			Female	0	0	0	0	0	0	0	0	0	0
			Total	0	0	2	2	6	7	0	5	0	22
46	59	MALIGNANT NEOPLASMS OF MENINGE	Male	0	0	0	3	6	3	1	2	0	15
			Female	0	0	0	0	0	0	0	0	0	0
			Total	0	0	0	3	6	3	1	2	0	15
47	60	LEUKAEMIA	Male	0	0	2	3	2	3	2	3	0	15
			Female	0	0	0	0	0	0	0	0	0	0
			Total	0	0	2	3	2	3	2	3	0	15
48	61	OTHER PROTEIN-ENERGY MALNUTRIT	Male	0	1	2	2	9	7	1	2	0	24
			Female	0	0	0	0	0	0	0	0	0	0
			Total	0	1	2	2	9	7	1	2	0	24
49	62	DISORDERS OF THYROID GLAND	Male	0	0	1	0	1	0	1	0	0	3
			Female	0	0	0	0	0	0	0	0	0	0
			Total	0	0	1	0	1	0	1	0	0	3
50	63	SCHIZOPHRENIA, SCHIZOTYPAL & D	Male	0	0	0	1	3	0	0	1	0	5
			Female	0	0	0	0	0	0	0	0	0	0
			Total	0	0	0	1	3	0	0	1	0	5
51	64	OTHER INFLAMMATORY DISEASES OF	Male	0	0	3	6	7	7	1	7	0	31
			Female	0	0	0	0	0	0	0	0	0	0
			Total	0	0	3	6	7	7	1	7	0	31
52	65	EPILEPSY	Male	0	1	2	9	9	4	1	4	0	30
			Female	0	0	0	0	0	0	0	0	0	0
			Total	0	1	2	9	9	4	1	4	0	30
53	66	HYPERTENSIVE HEART DISEASES	Male	0	7	31	93	145	137	40	167	0	620
			Female	0	0	0	0	1	2	1	2	0	6
			Total	0	7	31	93	146	139	41	169	0	626
54	67	ACUTE MYOCARDIAL INFARCTION	Male	0	8	77	208	371	335	155	253	0	1407
			Female	0	0	1	0	1	2	6	4	0	14
			Total	0	8	78	208	372	337	161	257	0	1421

TABLE D-21 DEATHS BY SELECTED CAUSE OF DEATH, AGE, SEX AND HABITS-(RURAL & URBAN) - 2022

SL. NO.	Cause ID	Selected cause of death	Sex	Age of the Diseased									Age not State	Total
				Below 15	15-24	25-34	35-44	45-54	55-64	65-69	70 & above			
	1	2	3	4	5	6	7	8	9	10	11	12	13	
55	68	ARTERIAL EMBOLISM AND THROMBOS	Male	0	0	1	1	4	5	2	3	0	16	
			Female	0	0	0	0	0	0	0	0	0	0	
			Total	0	0	1	1	4	5	2	3	0	16	
56	69	BRONCHITIS ,BRONCHIOLITIS and	Male	0	0	5	4	21	17	22	38	0	107	
			Female	0	0	0	0	0	0	0	0	0	0	
			Total	0	0	5	4	21	17	22	38	0	107	
57	70	PLEURISY	Male	0	0	0	0	0	0	0	1	0	1	
			Female	0	0	0	0	0	0	0	0	0	0	
			Total	0	0	0	0	0	0	0	1	0	1	
58	71	PARALYTIC ILEUS AND INTESTINAL	Male	0	0	2	11	38	42	32	49	0	174	
			Female	0	0	0	0	0	0	0	0	0	0	
			Total	0	0	2	11	38	42	32	49	0	174	
59	72	PERITONITIS	Male	0	0	1	4	3	1	0	3	0	12	
			Female	0	0	0	1	0	0	0	0	0	1	
			Total	0	0	1	5	3	1	0	3	0	13	
60	73	CHOLELITHIASIS AND CHOLECYSTIT	Male	0	0	5	6	7	3	5	3	0	29	
			Female	0	0	0	0	0	1	0	0	0	1	
			Total	0	0	5	6	7	4	5	3	0	30	
61	74	DISORDERS OF THE PANCREAS	Male	0	0	1	3	4	3	3	4	0	18	
			Female	0	0	0	0	0	0	0	0	0	0	
			Total	0	0	1	3	4	3	3	4	0	18	
62	75	RHEUMATOID ARTHRITIS AND OTHER	Male	0	0	0	0	0	1	0	1	0	2	
			Female	0	0	0	0	0	0	0	0	0	0	
			Total	0	0	0	0	0	1	0	1	0	2	
63	82	FEVER OF UNKNOWN ORIGIN	Male	0	2	4	16	22	21	6	10	0	81	
			Female	0	0	0	0	0	0	0	0	0	0	
			Total	0	2	4	16	22	21	6	10	0	81	
64	83	SHOCK, NOT ELSEWHERE CLASSIFIE	Male	0	4	27	64	109	95	32	67	0	398	
			Female	0	0	0	1	0	1	2	1	0	5	
			Total	0	4	27	65	109	96	34	68	0	403	
65	84	FRACTURE OF SKULL AND FACIAL B	Male	0	0	0	1	0	0	0	1	0	2	
			Female	0	0	0	0	0	0	0	0	0	0	
			Total	0	0	0	1	0	0	0	1	0	2	
66	85	FRACTURE OF NECK,THORAX OR PEL	Male	0	0	0	0	1	0	0	0	0	1	
			Female	0	0	0	0	0	0	0	1	0	1	
			Total	0	0	0	0	1	0	0	1	0	2	
67	86	FRACTURE OF UPPER LIMB	Male	0	0	1	0	0	0	0	3	0	4	
			Female	0	0	0	0	0	0	0	0	0	0	
			Total	0	0	1	0	0	0	0	3	0	4	
68	87	FRACTURE OF LOWER LIMB	Male	0	0	0	3	1	2	2	1	0	9	
			Female	0	0	0	0	0	0	0	0	0	0	
			Total	0	0	0	3	1	2	2	1	0	9	
69	88	FRACTURES INVOLVING MULTIPLE B	Male	0	0	0	1	0	0	0	0	0	1	
			Female	0	0	0	0	0	0	0	0	0	0	
			Total	0	0	0	1	0	0	0	0	0	1	
70	89	INTRACRANIAL AND INTERNAL INJU	Male	0	0	2	2	6	4	0	1	0	15	
			Female	0	0	0	0	0	0	0	0	0	0	
			Total	0	0	2	2	6	4	0	1	0	15	
71	90	CRUSHING INJURIES AND TRAUMATI	Male	0	0	2	0	1	2	0	2	0	7	
			Female	0	0	0	0	0	0	0	0	0	0	
			Total	0	0	2	0	1	2	0	2	0	7	
72	91	OTHER INJURIES OF SPECIFIED,UN	Male	0	1	3	5	10	3	2	7	0	31	

TABLE D-21 DEATHS BY SELECTED CAUSE OF DEATH, AGE, SEX AND HABITS-(RURAL & URBAN) - 2022

SL. NO.	Cause ID	Selected cause of death	Sex	Age of the Diseased									Total
				Below 15	15-24	25-34	35-44	45-54	55-64	65-69	70 & above	Age not State	
	1	2	3	4	5	6	7	8	9	10	11	12	13
			Female	0	0	0	0	0	0	0	0	0	0
			Total	0	1	3	5	10	3	2	7	0	31
73	92	EFFECTS OF FOREIGN BODY ENTERI	Male	0	0	0	0	0	1	3	0	0	4
			Female	0	0	0	0	0	0	0	0	0	0
			Total	0	0	0	0	0	1	3	0	0	4
74	93	RAILWAY ACCIDENTS	Male	0	1	3	1	3	2	0	0	0	10
			Female	0	0	0	0	0	0	0	0	0	0
			Total	0	1	3	1	3	2	0	0	0	10
75	94	WATER TRANSPORT ACCIDENTS	Male	0	0	0	1	0	0	0	1	0	2
			Female	0	0	0	0	0	0	0	0	0	0
			Total	0	0	0	1	0	0	0	1	0	2
76	96	ALL OTHER TRANSPORT ACCIDENTS	Male	0	1	5	8	10	4	2	5	0	35
			Female	0	0	0	0	1	0	0	0	0	1
			Total	0	1	5	8	11	4	2	5	0	36
77	97	ACCIDENTAL DROWING AND SUBMERS	Male	0	1	2	10	11	17	2	2	0	45
			Female	0	0	0	0	0	0	0	0	0	0
			Total	0	1	2	10	11	17	2	2	0	45
78	98	EXPOSURE TO SMOKE, FIRE AND FL	Male	0	0	1	0	0	1	0	0	0	2
			Female	0	0	0	0	0	0	0	0	0	0
			Total	0	0	1	0	0	1	0	0	0	2
79	102	ACCIDENTAL POISONING BY AND E	Male	0	0	1	4	3	4	1	2	0	15
			Female	0	0	0	0	0	0	0	0	0	0
			Total	0	0	1	4	3	4	1	2	0	15
80	104	SUN STROKE	Male	0	0	1	3	8	10	6	12	0	40
			Female	0	0	0	1	0	0	0	0	0	1
			Total	0	0	1	4	8	10	6	12	0	41
81	105	COVID 19 VIRUS NOT IDENTIFIED	Male	0	0	0	0	1	1	0	3	0	5
			Female	0	0	0	0	0	0	0	1	0	1
			Total	0	0	0	0	1	1	0	4	0	6
82	106	DENGUE FEVER	Male	0	0	1	0	0	2	0	0	0	3
			Female	0	0	0	0	0	0	0	0	0	0
			Total	0	0	1	0	0	2	0	0	0	3
		Total	Male	0	80	546	1313	1884	2038	922	2075	0	8858
			Female	0	2	5	10	16	30	17	57	0	137
			Total	0	0	0	1	6	5	1	1	0	8995
		Smoking & chewing Arecanut											
1	3	FOOD POISONING	Male	0	1	0	0	0	0	0	0	0	1
			Female	0	0	0	0	0	0	0	0	0	0
			Total	0	1	0	0	0	0	0	0	0	1
2	4	DIARRHOEA AND GASTROENTERITIS	Male	0	0	0	1	2	2	2	3	0	10
			Female	0	0	0	0	0	0	0	0	0	0
			Total	0	0	0	1	2	2	2	3	0	10
3	5	RESPIRATORY TUBERCULOSIS	Male	0	0	1	5	9	8	3	10	0	36
			Female	0	0	0	0	0	0	0	0	0	0
			Total	0	0	1	5	9	8	3	10	0	36
4	14	OTHER AND UNSPECIFIED NEOPLASM	Male	0	0	4	3	13	4	7	6	0	37
			Female	0	0	0	0	0	0	0	0	0	0
			Total	0	0	4	3	13	4	7	6	0	37
5	15	DIABETES MELLITUS	Male	0	0	0	5	13	10	2	8	0	38
			Female	0	0	0	0	0	0	0	0	0	0
			Total	0	0	0	5	13	10	2	8	0	38
6	16	OTHER ANAEMIAS(D50-D55,D57-D64	Male	0	0	1	4	2	4	0	0	0	11
			Female	0	0	0	0	0	0	0	0	0	0
			Total	0	0	1	4	2	4	0	0	0	11

TABLE D-21 DEATHS BY SELECTED CAUSE OF DEATH, AGE, SEX AND HABITS-(RURAL & URBAN) - 2022

SL. NO.	Cause ID	Selected cause of death	Sex	Age of the Diseased									Total
				Below 15	15-24	25-34	35-44	45-54	55-64	65-69	70 & above	Age not State	
	1	2	3	4	5	6	7	8	9	10	11	12	13
7	17	OTHER VIRAL ENCEPHALITIS	Male	0	0	3	0	0	0	1	0	0	4
			Female	0	0	0	0	0	0	0	0	0	0
			Total	0	0	3	0	0	0	1	0	0	4
8	18	OTHER FORMS OF HEART DISEASES	Male	0	2	16	26	46	62	11	58	0	221
			Female	0	0	0	0	0	0	0	0	0	0
			Total	0	2	16	26	46	62	11	58	0	221
9	19	PNEUMONIA	Male	0	3	7	19	10	21	5	8	0	73
			Female	0	0	0	0	0	0	0	0	0	0
			Total	0	3	7	19	10	21	5	8	0	73
10	21	ASTHMA	Male	0	0	2	9	9	21	10	36	0	87
			Female	0	0	0	0	0	0	0	0	0	0
			Total	0	0	2	9	9	21	10	36	0	87
11	22	OTHER VIRAL HEPATITIS (Jaundic	Male	0	0	3	5	3	4	0	0	0	15
			Female	0	0	0	0	0	0	0	0	0	0
			Total	0	0	3	5	3	4	0	0	0	15
12	23	DISEASES OF THE LIVER	Male	0	0	29	46	39	18	5	5	0	142
			Female	0	0	0	0	0	0	0	0	0	0
			Total	0	0	29	46	39	18	5	5	0	142
13	24	GASTRIC AND DUODENAL ULCER	Male	0	0	0	0	1	0	1	2	0	4
			Female	0	0	0	0	0	0	0	0	0	0
			Total	0	0	0	0	1	0	1	2	0	4
14	25	DISEASES OF APPENDIX	Male	0	0	0	1	0	1	0	0	0	2
			Female	0	0	0	0	0	0	0	0	0	0
			Total	0	0	0	1	0	1	0	0	0	2
15	26	Genital Urinary system	Male	0	0	0	0	0	2	0	0	0	2
			Female	0	0	0	0	0	0	0	0	0	0
			Total	0	0	0	0	0	2	0	0	0	2
16	30	CEREBROVASCULAR DISEASES	Male	0	0	1	1	8	6	8	8	0	32
			Female	0	0	0	0	0	0	0	0	0	0
			Total	0	0	1	1	8	6	8	8	0	32
17	31	SENILITY	Male	0	0	0	0	0	2	24	75	0	101
			Female	0	0	0	0	0	0	0	0	0	0
			Total	0	0	0	0	0	2	24	75	0	101
18	32	Others not else where classifi	Male	0	0	6	5	0	8	0	7	0	26
			Female	0	0	0	0	0	0	0	0	0	0
			Total	0	0	6	5	0	8	0	7	0	26
19	33	BITES OF SNAKES AND OTHER VENO	Male	0	0	0	0	1	1	0	0	0	2
			Female	0	0	0	0	0	0	0	0	0	0
			Total	0	0	0	0	1	1	0	0	0	2
20	34	BURNS AND CORROSIONS	Male	0	0	1	1	1	0	0	0	0	3
			Female	0	0	0	0	0	0	0	0	0	0
			Total	0	0	1	1	1	0	0	0	0	3
21	35	ACCIDENTAL FALLS	Male	0	0	3	3	0	0	0	1	0	7
			Female	0	0	0	0	0	0	0	0	0	0
			Total	0	0	3	3	0	0	0	1	0	7
22	36	POISONINGS BY DRUGS AND BIOLOG	Male	0	1	3	3	1	5	4	3	0	20
			Female	0	0	0	0	0	0	0	0	0	0
			Total	0	1	3	3	1	5	4	3	0	20
23	37	MOTOR VEHICLE TRAFFIC ACCIDENT	Male	0	0	3	1	1	0	0	0	0	5
			Female	0	0	0	0	0	0	0	0	0	0
			Total	0	0	3	1	1	0	0	0	0	5
24	38	OTHER ROAD VEHICLE ACCIDENTS	Male	0	0	1	4	4	2	0	2	0	13

TABLE D-21 DEATHS BY SELECTED CAUSE OF DEATH, AGE, SEX AND HABITS-(RURAL & URBAN) - 2022

SL. NO.	Cause ID	Selected cause of death	Sex	Age of the Diseased									Total
				Below 15	15-24	25-34	35-44	45-54	55-64	65-69	70 & above	Age not State	
	1	2	3	4	5	6	7	8	9	10	11	12	13
			Female	0	0	0	0	0	0	0	0	0	0
			Total	0	0	1	4	4	2	0	2	0	13
25	39	INTENTIONAL SELF-HARM(SUICIDE-	Male	0	3	10	14	9	4	0	0	0	40
			Female	0	0	0	0	0	0	0	0	0	0
			Total	0	3	10	14	9	4	0	0	0	40
26	40	ASSAULT(HOMICIDE)	Male	0	0	1	1	0	1	0	0	0	3
			Female	0	0	0	0	0	0	0	0	0	0
			Total	0	0	1	1	0	1	0	0	0	3
27	42	Viral Fever	Male	0	0	3	5	1	0	0	1	0	10
			Female	0	0	0	0	0	0	0	0	0	0
			Total	0	0	3	5	1	0	0	1	0	10
28	43	RENAL FAILURE and OTHER DISORD	Male	0	2	9	23	20	14	3	7	0	78
			Female	0	0	0	0	0	0	0	0	0	0
			Total	0	2	9	23	20	14	3	7	0	78
29	44	SEPTICAEMIA	Male	0	0	7	10	13	6	5	6	0	47
			Female	0	0	0	0	0	0	0	0	0	0
			Total	0	0	7	10	13	6	5	6	0	47
30	45	Syphilis	Male	0	0	1	0	0	0	0	0	0	1
			Female	0	0	0	0	0	0	0	0	0	0
			Total	0	0	1	0	0	0	0	0	0	1
31	46	COVID 19 VIRUS IDENTIFIED	Male	0	0	0	0	2	0	0	2	0	4
			Female	0	0	0	0	0	0	0	0	0	0
			Total	0	0	0	0	2	0	0	2	0	4
32	47	TUBERCULOSIS OF OTHER ORGANS A	Male	0	1	3	11	7	2	2	2	0	28
			Female	0	0	0	0	0	0	0	0	0	0
			Total	0	1	3	11	7	2	2	2	0	28
33	49	HUMAN IMMUNODEFICIENCY VIRUS[H	Male	0	0	0	0	1	2	0	0	0	3
			Female	0	0	0	0	0	0	0	0	0	0
			Total	0	0	0	0	1	2	0	0	0	3
34	50	MALIGNANT NEOPLASMS OF LIP, OR	Male	0	0	1	10	8	9	2	2	0	32
			Female	0	0	0	0	0	0	0	0	0	0
			Total	0	0	1	10	8	9	2	2	0	32
35	51	MALIGNANT NEOPLASM OF OESOPHAG	Male	0	0	1	3	5	3	3	5	0	20
			Female	0	0	0	0	0	0	0	0	0	0
			Total	0	0	1	3	5	3	3	5	0	20
36	52	MALIGNANT NEOPLASM OF STOMACH	Male	0	1	0	1	4	9	4	6	0	25
			Female	0	0	0	0	0	0	0	0	0	0
			Total	0	1	0	1	4	9	4	6	0	25
37	53	MALIGNANT NEOPLASMS OF LIVER A	Male	0	0	4	3	4	2	1	2	0	16
			Female	0	0	0	0	0	0	0	0	0	0
			Total	0	0	4	3	4	2	1	2	0	16
38	54	MALIGNANT NEOPLASMS OF LARYNX,	Male	0	1	1	9	8	6	3	7	0	35
			Female	0	0	0	0	0	0	0	0	0	0
			Total	0	1	1	9	8	6	3	7	0	35
39	57	MALIGNANT NEOPLASM OF PROSTATE	Male	0	0	0	0	1	0	0	1	0	2
			Female	0	0	0	0	0	0	0	0	0	0
			Total	0	0	0	0	1	0	0	1	0	2
40	58	MALIGNANT NEOPLASM OF BLADDER	Male	0	0	0	0	1	2	0	0	0	3
			Female	0	0	0	0	0	0	0	0	0	0
			Total	0	0	0	0	1	2	0	0	0	3
41	59	MALIGNANT NEOPLASMS OF MENINGE	Male	0	0	0	0	0	2	0	1	0	3
			Female	0	0	0	0	0	0	0	0	0	0
			Total	0	0	0	0	0	2	0	1	0	3

TABLE D-21 DEATHS BY SELECTED CAUSE OF DEATH, AGE, SEX AND HABITS-(RURAL & URBAN) - 2022

SL. NO.	Cause ID	Selected cause of death	Sex	Age of the Diseased									Total
				Below 15	15-24	25-34	35-44	45-54	55-64	65-69	70 & above	Age not State	
	1	2	3	4	5	6	7	8	9	10	11	12	13
42	60	LEUKAEMIA	Male	0	0	1	1	0	0	1	0	0	3
			Female	0	0	0	0	0	0	0	0	0	0
			Total	0	0	1	1	0	0	1	0	0	3
43	61	OTHER PROTEIN-ENERGY MALNUTRIT	Male	0	0	1	0	2	0	0	0	0	3
			Female	0	0	0	0	0	0	0	0	0	0
			Total	0	0	1	0	2	0	0	0	0	3
44	64	OTHER INFLAMMATORY DISEASES OF	Male	0	0	0	2	1	0	0	0	0	3
			Female	0	0	0	0	0	0	0	0	0	0
			Total	0	0	0	2	1	0	0	0	0	3
45	65	EPILEPSY	Male	0	0	1	1	3	1	0	2	0	8
			Female	0	0	0	0	0	0	0	0	0	0
			Total	0	0	1	1	3	1	0	2	0	8
46	66	HYPERTENSIVE HEART DISEASES	Male	0	1	10	21	30	31	10	32	0	135
			Female	0	0	0	0	0	0	0	0	0	0
			Total	0	1	10	21	30	31	10	32	0	135
47	67	ACUTE MYOCARDIAL INFARCTION	Male	0	2	26	58	93	64	41	62	0	346
			Female	0	0	0	0	0	0	0	0	0	0
			Total	0	2	26	58	93	64	41	62	0	346
48	68	ARTERIAL EMBOLISM AND THROMBOS	Male	0	0	1	0	2	0	0	2	0	5
			Female	0	0	0	0	0	0	0	0	0	0
			Total	0	0	1	0	2	0	0	2	0	5
49	69	BRONCHITIS ,BRONCHIOLITIS and	Male	0	0	3	0	2	2	3	3	0	13
			Female	0	0	0	0	0	0	0	0	0	0
			Total	0	0	3	0	2	2	3	3	0	13
50	71	PARALYTIC ILEUS AND INTESTINAL	Male	0	0	0	7	10	9	8	10	0	44
			Female	0	0	0	0	0	0	0	0	0	0
			Total	0	0	0	7	10	9	8	10	0	44
51	72	PERITONITIS	Male	0	0	0	1	0	0	0	0	0	1
			Female	0	0	0	0	0	0	0	0	0	0
			Total	0	0	0	1	0	0	0	0	0	1
52	73	CHOLELITHIASIS AND CHOLECYSTIT	Male	0	0	4	1	3	1	1	0	0	10
			Female	0	0	0	0	0	0	0	0	0	0
			Total	0	0	4	1	3	1	1	0	0	10
53	74	DISORDERS OF THE PANCREAS	Male	0	0	0	2	0	0	0	0	0	2
			Female	0	0	0	0	0	0	0	0	0	0
			Total	0	0	0	2	0	0	0	0	0	2
54	75	RHEUMATOID ARTHRITIS AND OTHER	Male	0	0	0	0	0	1	0	1	0	2
			Female	0	0	0	0	0	0	0	0	0	0
			Total	0	0	0	0	0	1	0	1	0	2
55	82	FEVER OF UNKNOWN ORIGIN	Male	0	1	2	6	2	3	4	1	0	19
			Female	0	0	0	0	0	0	0	0	0	0
			Total	0	1	2	6	2	3	4	1	0	19
56	83	SHOCK, NOT ELSEWHERE CLASSIFIE	Male	0	0	9	12	19	17	4	9	0	70
			Female	0	0	0	0	0	0	0	0	0	0
			Total	0	0	9	12	19	17	4	9	0	70
57	87	FRACTURE OF LOWER LIMB	Male	0	0	0	1	0	0	0	0	0	1
			Female	0	0	0	0	0	0	0	0	0	0
			Total	0	0	0	1	0	0	0	0	0	1
58	89	INTRACRANIAL AND INTERNAL INJU	Male	0	0	0	1	1	1	0	0	0	3
			Female	0	0	0	0	0	0	0	0	0	0
			Total	0	0	0	1	1	1	0	0	0	3
59	90	CRUSHING INJURIES AND TRAUMATI	Male	0	0	0	0	0	0	0	1	0	1

TABLE D-21 DEATHS BY SELECTED CAUSE OF DEATH, AGE, SEX AND HABITS-(RURAL & URBAN) - 2022													
SL. NO.	Cause ID	Selected cause of death	Sex	Age of the Diseased									Total
				Below 15	15-24	25-34	35-44	45-54	55-64	65-69	70 & above	Age not State	
	1	2	3	4	5	6	7	8	9	10	11	12	13
			Female	0	0	0	0	0	0	0	0	0	0
			Total	0	0	0	0	0	0	0	1	0	1
60	91	OTHER INJURIES OF SPECIFIED,UN	Male	0	1	0	3	0	1	1	0	0	6
			Female	0	0	0	0	0	0	0	0	0	0
			Total	0	1	0	3	0	1	1	0	0	6
61	93	RAILWAY ACCIDENTS	Male	0	0	0	1	0	0	0	0	0	1
			Female	0	0	0	0	0	0	0	0	0	0
			Total	0	0	0	1	0	0	0	0	0	1
62	96	ALL OTHER TRANSPORT ACCIDENTS	Male	0	0	3	1	0	1	0	1	0	6
			Female	0	0	0	0	0	0	0	0	0	0
			Total	0	0	3	1	0	1	0	1	0	6
63	97	ACCIDENTAL DROWING AND SUBMERS	Male	0	1	2	0	2	3	1	2	0	11
			Female	0	0	0	0	0	0	0	0	0	0
			Total	0	1	2	0	2	3	1	2	0	11
64	102	ACCIDENTAL POISONING BY AND E	Male	0	0	0	0	1	1	0	1	0	3
			Female	0	0	0	0	0	0	0	0	0	0
			Total	0	0	0	0	1	1	0	1	0	3
65	104	SUN STROKE	Male	0	0	0	1	0	4	1	0	0	6
			Female	0	0	0	0	0	0	0	0	0	0
			Total	0	0	0	1	0	4	1	0	0	6
66	106	DENGUE FEVER	Male	0	0	1	0	0	0	0	0	0	1
			Female	0	0	0	0	0	0	0	0	0	0
			Total	0	0	1	0	0	0	0	0	0	1
		Total	Male	0	21	189	352	418	383	181	401	0	1945
			Female	0	0	0	0	0	0	0	0	0	0
			Total	0	1	0	0	0	0	0	0	0	1945
		Smoking & chewing Tobacco											
1	2	TYPHOID FEVER AND PARATYPHOID	Male	0	0	0	0	0	2	1	1	0	4
			Female	0	0	0	0	0	1	0	0	0	1
			Total	0	0	0	0	0	3	1	1	0	5
2	3	FOOD POISONING	Male	0	1	0	0	0	0	0	0	0	1
			Female	0	0	0	0	0	0	0	0	0	0
			Total	0	1	0	0	0	0	0	0	0	1
3	4	DIARRHOEA AND GASTROENTERITIS	Male	0	0	0	1	2	3	1	2	0	9
			Female	0	0	0	0	0	0	0	0	0	0
			Total	0	0	0	1	2	3	1	2	0	9
4	5	RESPIRATORY TUBERCULOSIS	Male	0	0	3	10	12	14	4	11	0	54
			Female	0	0	0	0	0	0	0	0	0	0
			Total	0	0	3	10	12	14	4	11	0	54
5	14	OTHER AND UNSPECIFIED NEOPLASM	Male	0	0	3	5	12	13	8	8	0	49
			Female	0	0	0	1	3	1	1	1	0	7
			Total	0	0	3	6	15	14	9	9	0	56
6	15	DIABETES MELLITUS	Male	0	0	2	7	17	15	5	9	0	55
			Female	0	0	0	0	0	0	0	0	0	0
			Total	0	0	2	7	17	15	5	9	0	55
7	16	OTHER ANAEMIAS(D50-D55,D57-D64	Male	0	0	2	5	1	4	1	0	0	13
			Female	0	0	0	0	1	0	0	0	0	1
			Total	0	0	2	5	2	4	1	0	0	14
8	17	OTHER VIRAL ENCEPHALITIS	Male	0	0	2	0	0	0	1	0	0	3
			Female	0	0	0	0	0	0	0	0	0	0
			Total	0	0	2	0	0	0	1	0	0	3
9	18	OTHER FORMS OF HEART DISEASES	Male	0	3	19	32	58	66	13	74	0	265
			Female	0	0	0	0	0	3	1	2	0	6
			Total	0	3	19	32	58	69	14	76	0	271

TABLE D-21 DEATHS BY SELECTED CAUSE OF DEATH, AGE, SEX AND HABITS-(RURAL & URBAN) - 2022

SL. NO.	Cause ID	Selected cause of death	Sex	Age of the Diseased									Total
				Below 15	15-24	25-34	35-44	45-54	55-64	65-69	70 & above	Age not State	
	1	2	3	4	5	6	7	8	9	10	11	12	13
10	19	PNEUMONIA	Male	0	3	7	17	16	18	6	12	0	79
			Female	0	0	0	0	0	0	1	0	0	1
			Total	0	3	7	17	16	18	7	12	0	80
11	20	INFLUENZA	Male	0	0	0	0	0	1	0	0	0	1
			Female	0	0	0	0	0	0	0	0	0	0
			Total	0	0	0	0	0	1	0	0	0	1
12	21	ASTHMA	Male	0	0	3	10	15	25	9	32	0	94
			Female	0	0	0	0	0	1	0	4	0	5
			Total	0	0	3	10	15	26	9	36	0	99
13	22	OTHER VIRAL HEPATITIS (Jaundic	Male	0	0	3	4	4	2	0	0	0	13
			Female	0	0	0	0	0	0	0	0	0	0
			Total	0	0	3	4	4	2	0	0	0	13
14	23	DISEASES OF THE LIVER	Male	0	0	37	65	50	21	2	7	0	182
			Female	0	0	0	0	1	3	1	1	0	6
			Total	0	0	37	65	51	24	3	8	0	188
15	24	GASTRIC AND DUODENAL ULCER	Male	0	0	0	1	1	1	0	3	0	6
			Female	0	0	0	0	0	0	0	0	0	0
			Total	0	0	0	1	1	1	0	3	0	6
16	25	DISEASES OF APPENDIX	Male	0	1	0	3	0	0	0	0	0	4
			Female	0	0	0	0	0	0	0	0	0	0
			Total	0	1	0	3	0	0	0	0	0	4
17	26	Genital Urinary system	Male	0	0	0	1	0	1	0	0	0	2
			Female	0	0	0	0	0	0	0	0	0	0
			Total	0	0	0	1	0	1	0	0	0	2
18	30	CEREBROVASCULAR DISEASES	Male	0	0	1	0	8	6	9	8	0	32
			Female	0	0	0	0	1	0	0	0	0	1
			Total	0	0	1	0	9	6	9	8	0	33
19	31	SENILITY	Male	0	0	0	0	0	4	27	80	0	111
			Female	0	0	0	0	0	0	1	6	0	7
			Total	0	0	0	0	0	4	28	86	0	118
20	32	Others not else where classifi	Male	0	1	4	3	3	9	1	7	0	28
			Female	0	0	0	0	0	0	0	1	0	1
			Total	0	1	4	3	3	9	1	8	0	29
21	33	BITES OF SNAKES AND OTHER VENO	Male	0	0	0	0	1	3	0	0	0	4
			Female	0	0	0	0	0	0	0	0	0	0
			Total	0	0	0	0	1	3	0	0	0	4
22	34	BURNS AND CORROSIONS	Male	0	0	1	3	2	0	0	0	0	6
			Female	0	0	0	0	0	0	0	0	0	0
			Total	0	0	1	3	2	0	0	0	0	6
23	35	ACCIDENTAL FALLS	Male	0	0	3	3	0	2	0	1	0	9
			Female	0	0	0	0	0	0	0	0	0	0
			Total	0	0	3	3	0	2	0	1	0	9
24	36	POISONINGS BY DRUGS AND BIOLOG	Male	0	0	5	4	3	4	4	2	0	22
			Female	0	0	0	0	0	0	0	0	0	0
			Total	0	0	5	4	3	4	4	2	0	22
25	37	MOTOR VEHICLE TRAFFIC ACCIDENT	Male	0	0	3	2	1	0	0	0	0	6
			Female	0	0	0	0	0	0	0	0	0	0
			Total	0	0	3	2	1	0	0	0	0	6
26	38	OTHER ROAD VEHICLE ACCIDENTS	Male	0	0	2	4	4	2	1	4	0	17
			Female	0	0	0	0	0	0	0	1	0	1
			Total	0	0	2	4	4	2	1	5	0	18
27	39	INTENTIONAL SELF-HARM(SUICIDE-	Male	0	4	11	17	11	4	0	0	0	47

TABLE D-21 DEATHS BY SELECTED CAUSE OF DEATH, AGE, SEX AND HABITS-(RURAL & URBAN) - 2022

SL. NO.	Cause ID	Selected cause of death	Sex	Age of the Diseased									Total
				Below 15	15-24	25-34	35-44	45-54	55-64	65-69	70 & above	Age not State	
	1	2	3	4	5	6	7	8	9	10	11	12	13
			Female	0	0	0	0	0	0	0	0	0	0
			Total	0	4	11	17	11	4	0	0	0	47
28	40	ASSAULT(HOMICIDE)	Male	0	0	1	1	0	0	0	0	0	2
			Female	0	0	0	0	0	0	0	0	0	0
			Total	0	0	1	1	0	0	0	0	0	2
29	42	Viral Fever	Male	0	0	2	6	1	0	0	1	0	10
			Female	0	0	0	0	0	0	0	0	0	0
			Total	0	0	2	6	1	0	0	1	0	10
30	43	RENAL FAILURE and OTHER DISORD	Male	0	2	12	29	26	16	5	11	0	101
			Female	0	0	0	2	0	0	0	0	0	2
			Total	0	2	12	31	26	16	5	11	0	103
31	44	SEPTICAEMIA	Male	0	0	9	10	11	10	6	7	0	53
			Female	0	0	0	0	1	2	1	1	0	5
			Total	0	0	9	10	12	12	7	8	0	58
32	45	Syphilis	Male	0	0	1	2	0	0	0	0	0	3
			Female	0	0	0	0	0	0	0	0	0	0
			Total	0	0	1	2	0	0	0	0	0	3
33	46	COVID 19 VIRUS IDENTIFIED	Male	0	0	0	0	2	1	0	1	0	4
			Female	0	0	0	0	0	0	0	0	0	0
			Total	0	0	0	0	2	1	0	1	0	4
34	47	TUBERCULOSIS OF OTHER ORGANS A	Male	0	2	5	14	9	5	1	3	0	39
			Female	0	0	0	0	0	0	0	0	0	0
			Total	0	2	5	14	9	5	1	3	0	39
35	49	HUMAN IMMUNODEFICIENCY VIRUS[H	Male	0	0	0	0	1	2	0	0	0	3
			Female	0	0	0	0	0	0	0	0	0	0
			Total	0	0	0	0	1	2	0	0	0	3
36	50	MALIGNANT NEOPLASMS OF LIP, OR	Male	0	0	1	13	14	13	5	5	0	51
			Female	0	0	0	0	0	1	0	1	0	2
			Total	0	0	1	13	14	14	5	6	0	53
37	51	MALIGNANT NEOPLASM OF OESOPHAG	Male	0	0	1	3	4	4	4	5	0	21
			Female	0	0	0	0	1	0	0	1	0	2
			Total	0	0	1	3	5	4	4	6	0	23
38	52	MALIGNANT NEOPLASM OF STOMACH	Male	0	1	0	1	8	6	4	8	0	28
			Female	0	0	0	0	0	1	1	0	0	2
			Total	0	1	0	1	8	7	5	8	0	30
39	53	MALIGNANT NEOPLASMS OF LIVER A	Male	0	0	4	4	4	5	1	2	0	20
			Female	0	0	0	0	0	0	0	0	0	0
			Total	0	0	4	4	4	5	1	2	0	20
40	54	MALIGNANT NEOPLASMS OF LARYNX,	Male	0	1	1	8	5	8	5	6	0	34
			Female	0	0	0	0	0	0	0	0	0	0
			Total	0	1	1	8	5	8	5	6	0	34
41	57	MALIGNANT NEOPLASM OF PROSTATE	Male	0	0	0	0	0	0	1	2	0	3
			Female	0	0	0	0	0	0	0	0	0	0
			Total	0	0	0	0	0	0	1	2	0	3
42	58	MALIGNANT NEOPLASM OF BLADDER	Male	0	0	0	0	2	2	0	1	0	5
			Female	0	0	0	0	0	0	0	0	0	0
			Total	0	0	0	0	2	2	0	1	0	5
43	59	MALIGNANT NEOPLASMS OF MENINGE	Male	0	0	0	1	0	1	0	0	0	2
			Female	0	0	0	0	0	0	0	0	0	0
			Total	0	0	0	1	0	1	0	0	0	2
44	60	LEUKAEMIA	Male	0	0	1	2	0	0	1	0	0	4
			Female	0	0	0	0	0	0	0	0	0	0
			Total	0	0	1	2	0	0	1	0	0	4

TABLE D-21 DEATHS BY SELECTED CAUSE OF DEATH, AGE, SEX AND HABITS-(RURAL & URBAN) - 2022

SL. NO.	Cause ID	Selected cause of death	Sex	Age of the Diseased									Total
				Below 15	15-24	25-34	35-44	45-54	55-64	65-69	70 & above	Age not State	
	1	2	3	4	5	6	7	8	9	10	11	12	13
45	61	OTHER PROTEIN-ENERGY MALNUTRIT	Male	0	0	1	0	3	2	0	0	0	6
			Female	0	0	0	0	0	0	0	0	0	0
			Total	0	0	1	0	3	2	0	0	0	6
46	64	OTHER INFLAMMATORY DISEASES OF	Male	0	0	0	2	2	2	0	1	0	7
			Female	0	0	0	0	0	0	0	0	0	0
			Total	0	0	0	2	2	2	0	1	0	7
47	65	EPILEPSY	Male	0	1	2	2	3	1	0	0	0	9
			Female	0	0	0	0	0	0	0	0	0	0
			Total	0	1	2	2	3	1	0	0	0	9
48	66	HYPERTENSIVE HEART DISEASES	Male	0	1	12	27	41	33	12	29	0	155
			Female	0	0	0	0	0	1	1	1	0	3
			Total	0	1	12	27	41	34	13	30	0	158
49	67	ACUTE MYOCARDIAL INFARCTION	Male	0	2	29	76	113	71	37	60	0	388
			Female	0	0	1	0	0	1	3	3	0	8
			Total	0	2	30	76	113	72	40	63	0	396
50	68	ARTERIAL EMBOLISM AND THROMBOS	Male	0	0	1	1	2	0	0	1	0	5
			Female	0	0	0	0	0	0	0	0	0	0
			Total	0	0	1	1	2	0	0	1	0	5
51	69	BRONCHITIS ,BRONCHIOLITIS and	Male	0	0	4	0	3	3	5	5	0	20
			Female	0	0	0	0	0	0	0	0	0	0
			Total	0	0	4	0	3	3	5	5	0	20
52	71	PARALYTIC ILEUS AND INTESTINAL	Male	0	0	0	6	12	9	10	11	0	48
			Female	0	0	0	0	0	0	0	0	0	0
			Total	0	0	0	6	12	9	10	11	0	48
53	72	PERITONITIS	Male	0	0	1	1	2	0	0	0	0	4
			Female	0	0	0	0	0	0	0	0	0	0
			Total	0	0	1	1	2	0	0	0	0	4
54	73	CHOLELITHIASIS AND CHOLECYSTIT	Male	0	0	4	4	3	1	3	0	0	15
			Female	0	0	0	0	0	1	0	0	0	1
			Total	0	0	4	4	3	2	3	0	0	16
55	74	DISORDERS OF THE PANCREAS	Male	0	0	0	3	0	0	0	1	0	4
			Female	0	0	0	0	0	0	0	0	0	0
			Total	0	0	0	3	0	0	0	1	0	4
56	75	RHEUMATOID ARTHRITIS AND OTHER	Male	0	0	0	0	0	1	0	1	0	2
			Female	0	0	0	0	0	0	0	0	0	0
			Total	0	0	0	0	0	1	0	1	0	2
57	82	FEVER OF UNKNOWN ORIGIN	Male	0	2	1	5	3	5	1	2	0	19
			Female	0	0	0	0	0	0	0	0	0	0
			Total	0	2	1	5	3	5	1	2	0	19
58	83	SHOCK, NOT ELSEWHERE CLASSIFIE	Male	0	0	9	10	21	14	3	9	0	66
			Female	0	0	0	1	0	0	2	1	0	4
			Total	0	0	9	11	21	14	5	10	0	70
59	84	FRACTURE OF SKULL AND FACIAL B	Male	0	0	0	1	0	0	0	0	0	1
			Female	0	0	0	0	0	0	0	0	0	0
			Total	0	0	0	1	0	0	0	0	0	1
60	85	FRACTURE OF NECK,THORAX OR PEL	Male	0	0	0	0	0	0	0	0	0	0
			Female	0	0	0	0	0	0	0	1	0	1
			Total	0	0	0	0	0	0	0	1	0	1
61	86	FRACTURE OF UPPER LIMB	Male	0	0	1	0	0	0	0	1	0	2
			Female	0	0	0	0	0	0	0	0	0	0
			Total	0	0	1	0	0	0	0	1	0	2
62	87	FRACTURE OF LOWER LIMB	Male	0	0	0	2	0	0	0	0	0	2

TABLE D-21 DEATHS BY SELECTED CAUSE OF DEATH, AGE, SEX AND HABITS-(RURAL & URBAN) - 2022

SL. NO.	Cause ID	Selected cause of death	Sex	Age of the Diseased									Age not State	Total
				Below 15	15-24	25-34	35-44	45-54	55-64	65-69	70 & above			
	1	2	3	4	5	6	7	8	9	10	11	12	13	
			Female	0	0	0	0	0	0	0	0	0	0	
			Total	0	0	0	2	0	0	0	0	0	2	
63	88	FRACTURES INVOLVING MULTIPLE B	Male	0	0	0	1	0	0	0	0	0	1	
			Female	0	0	0	0	0	0	0	0	0	0	
			Total	0	0	0	1	0	0	0	0	0	1	
64	89	INTRACRANIAL AND INTERNAL INJU	Male	0	0	1	1	1	1	0	0	0	4	
			Female	0	0	0	0	0	0	0	0	0	0	
			Total	0	0	1	1	1	1	0	0	0	4	
65	90	CRUSHING INJURIES AND TRAUMATI	Male	0	0	1	0	0	0	0	1	0	2	
			Female	0	0	0	0	0	0	0	0	0	0	
			Total	0	0	1	0	0	0	0	1	0	2	
66	91	OTHER INJURIES OF SPECIFIED,UN	Male	0	0	0	3	3	1	1	2	0	10	
			Female	0	0	0	0	0	0	0	0	0	0	
			Total	0	0	0	3	3	1	1	2	0	10	
67	96	ALL OTHER TRANSPORT ACCIDENTS	Male	0	0	3	2	0	2	1	0	0	8	
			Female	0	0	0	0	0	0	0	0	0	0	
			Total	0	0	3	2	0	2	1	0	0	8	
68	97	ACCIDENTAL DROWING AND SUBMERS	Male	0	1	1	4	4	3	0	1	0	14	
			Female	0	0	0	0	0	0	0	0	0	0	
			Total	0	1	1	4	4	3	0	1	0	14	
69	102	ACCIDENTAL POISONING BY AND E	Male	0	0	0	1	1	0	0	1	0	3	
			Female	0	0	0	0	0	0	0	0	0	0	
			Total	0	0	0	1	1	0	0	1	0	3	
70	104	SUN STROKE	Male	0	0	0	1	1	6	2	2	0	12	
			Female	0	0	0	0	0	0	0	0	0	0	
			Total	0	0	0	1	1	6	2	2	0	12	
71	105	COVID 19 VIRUS NOT IDENTIFIED	Male	0	0	0	0	0	1	0	0	0	1	
			Female	0	0	0	0	0	0	0	1	0	1	
			Total	0	0	0	0	0	1	0	1	0	2	
72	106	DENGUE FEVER	Male	0	0	1	0	0	1	0	0	0	2	
			Female	0	0	0	0	0	0	0	0	0	0	
			Total	0	0	1	0	0	1	0	0	0	2	
		Total	Male	0	26	221	444	526	450	201	441	0	2309	
			Female	0	0	1	4	8	16	13	26	0	68	
			Total	0	0	0	0	0	3	1	1	0	2377	
		Smoking & Drinking Alcohol												
1	2	TYPHOID FEVER AND PARATYPHOID	Male	0	0	0	1	4	2	0	1	0	8	
			Female	0	0	0	0	0	1	0	0	0	1	
			Total	0	0	0	1	4	3	0	1	0	9	
2	3	FOOD POISONING	Male	0	1	0	0	1	0	0	0	0	2	
			Female	0	0	0	0	0	0	0	0	0	0	
			Total	0	1	0	0	1	0	0	0	0	2	
3	4	DIARRHOEA AND GASTROENTERITIS	Male	0	1	1	6	4	4	2	3	0	21	
			Female	0	0	0	0	0	0	0	0	0	0	
			Total	0	1	1	6	4	4	2	3	0	21	
4	5	RESPIRATORY TUBERCULOSIS	Male	0	1	8	17	27	30	8	17	0	108	
			Female	0	0	0	0	0	0	0	0	0	0	
			Total	0	1	8	17	27	30	8	17	0	108	
5	12	RABIES	Male	0	0	0	0	0	1	0	0	0	1	
			Female	0	0	0	0	0	0	0	0	0	0	
			Total	0	0	0	0	0	1	0	0	0	1	
6	14	OTHER AND UNSPECIFIED NEOPLASM	Male	0	0	8	12	31	35	13	14	0	113	
			Female	0	0	0	1	1	1	0	0	0	3	
			Total	0	0	8	13	32	36	13	14	0	116	

TABLE D-21 DEATHS BY SELECTED CAUSE OF DEATH, AGE, SEX AND HABITS-(RURAL & URBAN) - 2022

SL. NO.	Cause ID	Selected cause of death	Sex	Age of the Diseased									Total
				Below 15	15-24	25-34	35-44	45-54	55-64	65-69	70 & above	Age not State	
	1	2	3	4	5	6	7	8	9	10	11	12	13
7	15	DIABETES MELLITUS	Male	0	1	2	17	28	31	18	17	0	114
			Female	0	0	0	0	0	0	0	1	0	1
			Total	0	1	2	17	28	31	18	18	0	115
8	16	OTHER ANAEMIAS(D50-D55,D57-D64)	Male	0	0	6	10	7	11	1	2	0	37
			Female	0	0	0	0	1	0	0	0	0	1
			Total	0	0	6	10	8	11	1	2	0	38
9	17	OTHER VIRAL ENCEPHALITIS	Male	0	0	3	1	0	0	1	0	0	5
			Female	0	0	0	0	0	0	0	0	0	0
			Total	0	0	3	1	0	0	1	0	0	5
10	18	OTHER FORMS OF HEART DISEASES	Male	0	4	42	99	163	191	40	146	0	685
			Female	0	0	0	0	1	5	1	2	0	9
			Total	0	4	42	99	164	196	41	148	0	694
11	19	PNEUMONIA	Male	0	3	15	47	41	57	25	38	0	226
			Female	0	0	0	0	0	0	1	0	0	1
			Total	0	3	15	47	41	57	26	38	0	227
12	20	INFLUENZA	Male	0	0	0	0	0	1	0	0	0	1
			Female	0	0	0	0	0	0	0	0	0	0
			Total	0	0	0	0	0	1	0	0	0	1
13	21	ASTHMA	Male	0	0	4	16	36	67	22	68	0	213
			Female	0	0	1	0	0	1	0	3	0	5
			Total	0	0	5	16	36	68	22	71	0	218
14	22	OTHER VIRAL HEPATITIS (Jaundic	Male	0	0	5	11	5	4	0	0	0	25
			Female	0	0	1	0	0	0	0	1	0	2
			Total	0	0	6	11	5	4	0	1	0	27
15	23	DISEASES OF THE LIVER	Male	0	3	64	159	137	76	24	20	0	483
			Female	0	0	0	1	2	2	0	1	0	6
			Total	0	3	64	160	139	78	24	21	0	489
16	24	GASTRIC AND DUODENAL ULCER	Male	0	0	0	2	5	4	3	4	0	18
			Female	0	0	0	0	0	0	0	0	0	0
			Total	0	0	0	2	5	4	3	4	0	18
17	25	DISEASES OF APPENDIX	Male	0	1	0	4	1	1	0	0	0	7
			Female	0	0	0	0	0	0	0	0	0	0
			Total	0	1	0	4	1	1	0	0	0	7
18	26	Genital Urinary system	Male	0	0	0	0	0	1	0	0	0	1
			Female	0	0	0	0	0	0	0	0	0	0
			Total	0	0	0	0	0	1	0	0	0	1
19	30	CEREBROVASCULAR DISEASES	Male	0	0	8	13	27	17	13	17	0	95
			Female	0	0	0	1	1	0	0	0	0	2
			Total	0	0	8	14	28	17	13	17	0	97
20	31	SENILITY	Male	0	0	0	0	0	7	89	171	0	267
			Female	0	0	0	0	0	0	0	5	0	5
			Total	0	0	0	0	0	7	89	176	0	272
21	32	Others not else where classifi	Male	0	1	11	13	6	29	1	20	0	81
			Female	0	0	0	0	0	0	0	0	0	0
			Total	0	1	11	13	6	29	1	20	0	81
22	33	BITES OF SNAKES AND OTHER VENO	Male	0	0	2	3	2	3	0	0	0	10
			Female	0	0	0	0	0	0	0	0	0	0
			Total	0	0	2	3	2	3	0	0	0	10
23	34	BURNS AND CORROSIONS	Male	0	0	2	6	3	2	1	1	0	15
			Female	0	0	0	0	0	0	0	0	0	0
			Total	0	0	2	6	3	2	1	1	0	15
24	35	ACCIDENTAL FALLS	Male	0	0	6	5	5	4	0	1	0	21

TABLE D-21 DEATHS BY SELECTED CAUSE OF DEATH, AGE, SEX AND HABITS-(RURAL & URBAN) - 2022

SL. NO.	Cause ID	Selected cause of death	Sex	Age of the Diseased									Total
				Below 15	15-24	25-34	35-44	45-54	55-64	65-69	70 & above	Age not State	
	1	2	3	4	5	6	7	8	9	10	11	12	13
			Female	0	0	0	0	0	0	0	0	0	0
			Total	0	0	6	5	5	4	0	1	0	21
25	36	POISONINGS BY DRUGS AND BIOLOG	Male	0	4	12	27	17	23	9	11	0	103
			Female	0	0	0	0	0	0	0	0	0	0
			Total	0	4	12	27	17	23	9	11	0	103
26	37	MOTOR VEHICLE TRAFFIC ACCIDENT	Male	0	1	5	5	5	0	0	1	0	17
			Female	0	0	0	0	0	0	0	0	0	0
			Total	0	1	5	5	5	0	0	1	0	17
27	38	OTHER ROAD VEHICLE ACCIDENTS	Male	0	1	6	12	11	12	3	3	0	48
			Female	0	0	0	0	0	0	0	0	0	0
			Total	0	1	6	12	11	12	3	3	0	48
28	39	INTENTIONAL SELF-HARM(SUICIDE-	Male	0	9	28	38	20	16	3	2	0	116
			Female	0	1	0	0	0	0	0	0	0	1
			Total	0	10	28	38	20	16	3	2	0	117
29	40	ASSAULT(HOMICIDE)	Male	0	1	2	4	1	1	0	0	0	9
			Female	0	0	1	0	0	0	0	0	0	1
			Total	0	1	3	4	1	1	0	0	0	10
30	41	Not Stated	Male	0	0	0	1	0	0	0	0	0	1
			Female	0	0	0	0	0	0	0	0	0	0
			Total	0	0	0	1	0	0	0	0	0	1
31	42	Viral Fever	Male	0	0	5	13	3	2	1	1	0	25
			Female	0	0	0	1	0	0	0	0	0	1
			Total	0	0	5	14	3	2	1	1	0	26
32	43	RENAL FAILURE and OTHER DISORD	Male	0	2	17	57	62	45	19	34	0	236
			Female	0	0	0	2	0	0	0	0	0	2
			Total	0	2	17	59	62	45	19	34	0	238
33	44	SEPTICAEMIA	Male	0	0	21	28	44	34	17	30	0	174
			Female	0	0	0	0	0	1	1	0	0	2
			Total	0	0	21	28	44	35	18	30	0	176
34	45	Syphilis	Male	0	0	1	2	0	0	0	0	0	3
			Female	0	0	0	0	0	0	0	0	0	0
			Total	0	0	1	2	0	0	0	0	0	3
35	46	COVID 19 VIRUS IDENTIFIED	Male	0	1	1	3	5	4	3	9	0	26
			Female	0	0	0	0	0	0	0	0	0	0
			Total	0	1	1	3	5	4	3	9	0	26
36	47	TUBERCULOSIS OF OTHER ORGANS A	Male	0	2	9	32	29	16	5	12	0	105
			Female	0	0	0	0	0	0	0	0	0	0
			Total	0	2	9	32	29	16	5	12	0	105
37	49	HUMAN IMMUNODEFICIENCY VIRUS[H	Male	0	0	0	0	8	3	0	0	0	11
			Female	0	0	0	0	0	0	0	0	0	0
			Total	0	0	0	0	8	3	0	0	0	11
38	50	MALIGNANT NEOPLASMS OF LIP, OR	Male	0	0	1	15	21	29	7	12	0	85
			Female	0	0	0	0	0	0	0	1	0	1
			Total	0	0	1	15	21	29	7	13	0	86
39	51	MALIGNANT NEOPLASM OF OESOPHAG	Male	0	0	1	3	5	9	7	5	0	30
			Female	0	0	0	0	1	0	0	0	0	1
			Total	0	0	1	3	6	9	7	5	0	31
40	52	MALIGNANT NEOPLASM OF STOMACH	Male	0	1	1	4	12	18	11	12	0	59
			Female	0	0	0	0	0	1	1	1	0	3
			Total	0	1	1	4	12	19	12	13	0	62
41	53	MALIGNANT NEOPLASMS OF LIVER A	Male	0	1	7	13	16	12	2	11	0	62
			Female	0	0	0	0	0	0	0	0	0	0
			Total	0	1	7	13	16	12	2	11	0	62

TABLE D-21 DEATHS BY SELECTED CAUSE OF DEATH, AGE, SEX AND HABITS-(RURAL & URBAN) - 2022

SL. NO.	Cause ID	Selected cause of death	Sex	Age of the Diseased									Age not State	Total
				Below 15	15-24	25-34	35-44	45-54	55-64	65-69	70 & above			
	1	2	3	4	5	6	7	8	9	10	11	12	13	
42	54	MALIGNANT NEOPLASMS OF LARYNX,	Male	0	1	3	15	19	30	12	28	0	108	
			Female	0	0	0	0	0	0	0	0	0	0	
			Total	0	1	3	15	19	30	12	28	0	108	
43	55	MALIGNANT NEOPLASM OF BREAST	Male	0	0	0	0	0	0	0	0	0	0	
			Female	0	0	0	0	1	0	0	0	0	1	
			Total	0	0	0	0	1	0	0	0	0	1	
44	57	MALIGNANT NEOPLASM OF PROSTATE	Male	0	0	0	0	1	1	0	2	0	4	
			Female	0	0	0	0	0	0	0	0	0	0	
			Total	0	0	0	0	1	1	0	2	0	4	
45	58	MALIGNANT NEOPLASM OF BLADDER	Male	0	0	2	1	5	4	0	0	0	12	
			Female	0	0	0	0	0	0	0	0	0	0	
			Total	0	0	2	1	5	4	0	0	0	12	
46	59	MALIGNANT NEOPLASMS OF MENINGE	Male	0	0	0	1	2	2	1	2	0	8	
			Female	0	0	0	0	0	0	0	0	0	0	
			Total	0	0	0	1	2	2	1	2	0	8	
47	60	LEUKAEMIA	Male	0	0	1	2	0	1	2	2	0	8	
			Female	0	0	0	0	0	0	0	0	0	0	
			Total	0	0	1	2	0	1	2	2	0	8	
48	61	OTHER PROTEIN-ENERGY MALNUTRIT	Male	0	1	2	2	8	2	1	1	0	17	
			Female	0	0	0	0	0	0	0	0	0	0	
			Total	0	1	2	2	8	2	1	1	0	17	
49	62	DISORDERS OF THYROID GLAND	Male	0	0	1	0	1	0	1	0	0	3	
			Female	0	0	0	0	0	0	0	0	0	0	
			Total	0	0	1	0	1	0	1	0	0	3	
50	63	SCHIZOPHRENIA, SCHIZOTYPAL & D	Male	0	0	0	1	3	0	0	1	0	5	
			Female	0	0	0	0	0	0	0	0	0	0	
			Total	0	0	0	1	3	0	0	1	0	5	
51	64	OTHER INFLAMMATORY DISEASES OF	Male	0	0	3	4	4	5	0	4	0	20	
			Female	0	0	0	0	0	0	0	0	0	0	
			Total	0	0	3	4	4	5	0	4	0	20	
52	65	EPILEPSY	Male	0	1	2	5	7	3	1	1	0	20	
			Female	0	0	0	0	0	0	0	0	0	0	
			Total	0	1	2	5	7	3	1	1	0	20	
53	66	HYPERTENSIVE HEART DISEASES	Male	0	6	27	80	98	97	28	74	0	410	
			Female	0	0	0	0	1	0	1	2	0	4	
			Total	0	6	27	80	99	97	29	76	0	414	
54	67	ACUTE MYOCARDIAL INFARCTION	Male	0	5	61	173	259	198	87	122	0	905	
			Female	0	0	0	0	0	1	3	2	0	6	
			Total	0	5	61	173	259	199	90	124	0	911	
55	68	ARTERIAL EMBOLISM AND THROMBOS	Male	0	0	1	1	4	3	2	1	0	12	
			Female	0	0	0	0	0	0	0	0	0	0	
			Total	0	0	1	1	4	3	2	1	0	12	
56	69	BRONCHITIS ,BRONCHIOLITIS and	Male	0	0	5	2	16	9	9	16	0	57	
			Female	0	0	0	0	0	0	0	0	0	0	
			Total	0	0	5	2	16	9	9	16	0	57	
57	70	PLEURISY	Male	0	0	0	0	0	0	0	1	0	1	
			Female	0	0	0	0	0	0	0	0	0	0	
			Total	0	0	0	0	0	0	0	1	0	1	
58	71	PARALYTIC ILEUS AND INTESTINAL	Male	0	0	1	9	26	33	19	29	0	117	
			Female	0	0	0	0	0	0	0	0	0	0	
			Total	0	0	1	9	26	33	19	29	0	117	
59	72	PERITONITIS	Male	0	0	1	3	3	1	0	2	0	10	

TABLE D-21 DEATHS BY SELECTED CAUSE OF DEATH, AGE, SEX AND HABITS-(RURAL & URBAN) - 2022

SL. NO.	Cause ID	Selected cause of death	Sex	Age of the Diseased									Total
				Below 15	15-24	25-34	35-44	45-54	55-64	65-69	70 & above	Age not State	
	1	2	3	4	5	6	7	8	9	10	11	12	13
			Female	0	0	0	0	0	0	0	0	0	0
			Total	0	0	1	3	3	1	0	2	0	10
60	73	CHOLELITHIASIS AND CHOLECYSTIT	Male	0	0	5	5	7	2	1	1	0	21
			Female	0	0	0	0	0	1	0	0	0	1
			Total	0	0	5	5	7	3	1	1	0	22
61	74	DISORDERS OF THE PANCREAS	Male	0	0	1	3	3	3	2	2	0	14
			Female	0	0	0	0	0	0	0	0	0	0
			Total	0	0	1	3	3	3	2	2	0	14
62	75	RHEUMATOID ARTHRITIS AND OTHER	Male	0	0	0	0	0	1	0	1	0	2
			Female	0	0	0	0	0	0	0	0	0	0
			Total	0	0	0	0	0	1	0	1	0	2
63	82	FEVER OF UNKNOWN ORIGIN	Male	0	1	4	13	16	15	5	6	0	60
			Female	0	0	0	0	0	0	0	0	0	0
			Total	0	1	4	13	16	15	5	6	0	60
64	83	SHOCK, NOT ELSEWHERE CLASSIFIE	Male	0	4	25	49	77	52	17	28	0	252
			Female	0	0	0	0	0	0	1	0	0	1
			Total	0	4	25	49	77	52	18	28	0	253
65	84	FRACTURE OF SKULL AND FACIAL B	Male	0	0	0	1	0	0	0	0	0	1
			Female	0	0	0	0	0	0	0	0	0	0
			Total	0	0	0	1	0	0	0	0	0	1
66	85	FRACTURE OF NECK,THORAX OR PEL	Male	0	0	0	0	1	0	0	0	0	1
			Female	0	0	0	0	0	0	0	0	0	0
			Total	0	0	0	0	1	0	0	0	0	1
67	86	FRACTURE OF UPPER LIMB	Male	0	0	1	0	0	0	0	2	0	3
			Female	0	0	0	0	0	0	0	0	0	0
			Total	0	0	1	0	0	0	0	2	0	3
68	87	FRACTURE OF LOWER LIMB	Male	0	0	0	3	1	2	2	0	0	8
			Female	0	0	0	0	0	0	0	0	0	0
			Total	0	0	0	3	1	2	2	0	0	8
69	89	INTRACRANIAL AND INTERNAL INJU	Male	0	0	2	2	4	4	0	1	0	13
			Female	0	0	0	0	0	0	0	0	0	0
			Total	0	0	2	2	4	4	0	1	0	13
70	90	CRUSHING INJURIES AND TRAUMATI	Male	0	0	2	0	1	2	0	2	0	7
			Female	0	0	0	0	0	0	0	0	0	0
			Total	0	0	2	0	1	2	0	2	0	7
71	91	OTHER INJURIES OF SPECIFIED,UN	Male	0	0	2	3	8	2	2	4	0	21
			Female	0	0	0	0	0	0	0	0	0	0
			Total	0	0	2	3	8	2	2	4	0	21
72	92	EFFECTS OF FOREIGN BODY ENTERI	Male	0	0	0	0	0	0	3	0	0	3
			Female	0	0	0	0	0	0	0	0	0	0
			Total	0	0	0	0	0	0	3	0	0	3
73	93	RAILWAY ACCIDENTS	Male	0	1	1	0	2	2	0	0	0	6
			Female	0	0	0	0	0	0	0	0	0	0
			Total	0	1	1	0	2	2	0	0	0	6
74	94	WATER TRANSPORT ACCIDENTS	Male	0	0	0	1	0	0	0	1	0	2
			Female	0	0	0	0	0	0	0	0	0	0
			Total	0	0	0	1	0	0	0	1	0	2
75	96	ALL OTHER TRANSPORT ACCIDENTS	Male	0	1	4	7	6	3	0	2	0	23
			Female	0	0	0	0	0	0	0	0	0	0
			Total	0	1	4	7	6	3	0	2	0	23
76	97	ACCIDENTAL DROWING AND SUBMERS	Male	0	1	2	8	10	15	2	1	0	39
			Female	0	0	0	0	0	0	0	0	0	0
			Total	0	1	2	8	10	15	2	1	0	39

TABLE D-21 DEATHS BY SELECTED CAUSE OF DEATH, AGE, SEX AND HABITS-(RURAL & URBAN) - 2022

SL. NO.	Cause ID	Selected cause of death	Sex	Age of the Diseased									Total
				Below 15	15-24	25-34	35-44	45-54	55-64	65-69	70 & above	Age not State	
	1	2	3	4	5	6	7	8	9	10	11	12	13
77	102	ACCIDENTAL POISONING BY AND E	Male	0	0	1	4	3	3	1	1	0	13
			Female	0	0	0	0	0	0	0	0	0	0
			Total	0	0	1	4	3	3	1	1	0	13
78	104	SUN STROKE	Male	0	0	0	1	5	8	5	8	0	27
			Female	0	0	0	0	0	0	0	0	0	0
			Total	0	0	0	1	5	8	5	8	0	27
79	105	COVID 19 VIRUS NOT IDENTIFIED	Male	0	0	0	0	1	1	0	1	0	3
			Female	0	0	0	0	0	0	0	0	0	0
			Total	0	0	0	0	1	1	0	1	0	3
80	106	DENGUE FEVER	Male	0	0	1	0	0	0	0	0	0	1
			Female	0	0	0	0	0	0	0	0	0	0
			Total	0	0	1	0	0	0	0	0	0	1
		Total	Male	0	61	465	1098	1393	1306	551	1030	0	5904
			Female	0	1	3	6	9	14	9	19	0	61
			Total	0	0	0	1	4	3	0	1	0	5965
		Smoking,Chewing Arecnut & Drinking											
1	3	FOOD POISONING	Male	0	1	0	0	0	0	0	0	0	1
			Female	0	0	0	0	0	0	0	0	0	0
			Total	0	1	0	0	0	0	0	0	0	1
2	4	DIARRHOEA AND GASTROENTERITIS	Male	0	0	0	1	2	2	1	3	0	9
			Female	0	0	0	0	0	0	0	0	0	0
			Total	0	0	0	1	2	2	1	3	0	9
3	5	RESPIRATORY TUBERCULOSIS	Male	0	0	1	3	7	5	1	6	0	23
			Female	0	0	0	0	0	0	0	0	0	0
			Total	0	0	1	3	7	5	1	6	0	23
4	14	OTHER AND UNSPECIFIED NEOPLASM	Male	0	0	3	3	11	4	6	5	0	32
			Female	0	0	0	1	0	1	0	0	0	2
			Total	0	0	3	4	11	5	6	5	0	34
5	15	DIABETES MELLITUS	Male	0	0	0	4	11	7	2	5	0	29
			Female	0	0	0	0	0	0	0	0	0	0
			Total	0	0	0	4	11	7	2	5	0	29
6	16	OTHER ANAEMIAS(D50-D55,D57-D64)	Male	0	0	1	4	2	2	0	0	0	9
			Female	0	0	0	0	1	0	0	0	0	1
			Total	0	0	1	4	3	2	0	0	0	10
7	17	OTHER VIRAL ENCEPHALITIS	Male	0	0	2	0	0	0	1	0	0	3
			Female	0	0	0	0	0	0	0	0	0	0
			Total	0	0	2	0	0	0	1	0	0	3
8	18	OTHER FORMS OF HEART DISEASES	Male	0	2	16	21	40	48	8	47	0	182
			Female	0	0	0	0	0	2	1	0	0	3
			Total	0	2	16	21	40	50	9	47	0	185
9	19	PNEUMONIA	Male	0	3	7	18	8	19	5	8	0	68
			Female	0	0	0	0	0	0	1	0	0	1
			Total	0	3	7	18	8	19	6	8	0	69
10	21	ASTHMA	Male	0	0	2	6	8	19	7	24	0	66
			Female	0	0	0	0	0	1	0	2	0	3
			Total	0	0	2	6	8	20	7	26	0	69
11	22	OTHER VIRAL HEPATITIS (Jaundic	Male	0	0	3	5	3	3	0	0	0	14
			Female	0	0	0	0	0	0	0	0	0	0
			Total	0	0	3	5	3	3	0	0	0	14
12	23	DISEASES OF THE LIVER	Male	0	0	27	46	35	18	5	5	0	136
			Female	0	0	0	0	1	1	0	0	0	2
			Total	0	0	27	46	36	19	5	5	0	138
13	24	GASTRIC AND DUODENAL ULCER	Male	0	0	0	0	1	0	1	2	0	4

TABLE D-21 DEATHS BY SELECTED CAUSE OF DEATH, AGE, SEX AND HABITS-(RURAL & URBAN) - 2022

SL. NO.	Cause ID	Selected cause of death	Sex	Age of the Diseased									Total
				Below 15	15-24	25-34	35-44	45-54	55-64	65-69	70 & above	Age not State	
	1	2	3	4	5	6	7	8	9	10	11	12	13
			Female	0	0	0	0	0	0	0	0	0	0
			Total	0	0	0	0	1	0	1	2	0	4
14	25	DISEASES OF APPENDIX	Male	0	0	0	1	0	1	0	0	0	2
			Female	0	0	0	0	0	0	0	0	0	0
			Total	0	0	0	1	0	1	0	0	0	2
15	26	Genital Urinary system	Male	0	0	0	0	0	1	0	0	0	1
			Female	0	0	0	0	0	0	0	0	0	0
			Total	0	0	0	0	0	1	0	0	0	1
16	30	CEREBROVASCULAR DISEASES	Male	0	0	1	1	7	4	6	6	0	25
			Female	0	0	0	0	1	0	0	0	0	1
			Total	0	0	1	1	8	4	6	6	0	26
17	31	SENILITY	Male	0	0	0	0	0	2	18	54	0	74
			Female	0	0	0	0	0	0	0	2	0	2
			Total	0	0	0	0	0	2	18	56	0	76
18	32	Others not else where classifi	Male	0	0	6	4	0	7	0	4	0	21
			Female	0	0	0	0	0	0	0	0	0	0
			Total	0	0	6	4	0	7	0	4	0	21
19	33	BITES OF SNAKES AND OTHER VENO	Male	0	0	0	0	1	1	0	0	0	2
			Female	0	0	0	0	0	0	0	0	0	0
			Total	0	0	0	0	1	1	0	0	0	2
20	34	BURNS AND CORROSIONS	Male	0	0	1	1	1	0	0	0	0	3
			Female	0	0	0	0	0	0	0	0	0	0
			Total	0	0	1	1	1	0	0	0	0	3
21	35	ACCIDENTAL FALLS	Male	0	0	3	3	0	0	0	1	0	7
			Female	0	0	0	0	0	0	0	0	0	0
			Total	0	0	3	3	0	0	0	1	0	7
22	36	POISONINGS BY DRUGS AND BIOLOG	Male	0	1	3	3	1	4	4	3	0	19
			Female	0	0	0	0	0	0	0	0	0	0
			Total	0	1	3	3	1	4	4	3	0	19
23	37	MOTOR VEHICLE TRAFFIC ACCIDENT	Male	0	0	3	1	1	0	0	0	0	5
			Female	0	0	0	0	0	0	0	0	0	0
			Total	0	0	3	1	1	0	0	0	0	5
24	38	OTHER ROAD VEHICLE ACCIDENTS	Male	0	0	1	4	3	2	0	2	0	12
			Female	0	0	0	0	0	0	0	0	0	0
			Total	0	0	1	4	3	2	0	2	0	12
25	39	INTENTIONAL SELF-HARM(SUICIDE-	Male	0	3	8	12	9	4	0	0	0	36
			Female	0	0	0	0	0	0	0	0	0	0
			Total	0	3	8	12	9	4	0	0	0	36
26	40	ASSAULT(HOMICIDE)	Male	0	0	1	0	0	1	0	0	0	2
			Female	0	0	0	0	0	0	0	0	0	0
			Total	0	0	1	0	0	1	0	0	0	2
27	42	Viral Fever	Male	0	0	3	4	0	0	0	1	0	8
			Female	0	0	0	0	0	0	0	0	0	0
			Total	0	0	3	4	0	0	0	1	0	8
28	43	RENAL FAILURE and OTHER DISORD	Male	0	2	9	23	18	14	3	7	0	76
			Female	0	0	0	2	0	0	0	0	0	2
			Total	0	2	9	25	18	14	3	7	0	78
29	44	SEPTICAEMIA	Male	0	0	7	10	12	5	5	5	0	44
			Female	0	0	0	0	0	1	0	0	0	1
			Total	0	0	7	10	12	6	5	5	0	45
30	46	COVID 19 VIRUS IDENTIFIED	Male	0	0	0	0	2	0	0	1	0	3
			Female	0	0	0	0	0	0	0	0	0	0
			Total	0	0	0	0	2	0	0	1	0	3

TABLE D-21 DEATHS BY SELECTED CAUSE OF DEATH, AGE, SEX AND HABITS-(RURAL & URBAN) - 2022

SL. NO.	Cause ID	Selected cause of death	Sex	Age of the Diseased									Total
				Below 15	15-24	25-34	35-44	45-54	55-64	65-69	70 & above	Age not State	
	1	2	3	4	5	6	7	8	9	10	11	12	13
31	47	TUBERCULOSIS OF OTHER ORGANS A	Male	0	1	2	11	6	2	0	2	0	24
			Female	0	0	0	0	0	0	0	0	0	0
			Total	0	1	2	11	6	2	0	2	0	24
32	49	HUMAN IMMUNODEFICIENCY VIRUS[H	Male	0	0	0	0	1	2	0	0	0	3
			Female	0	0	0	0	0	0	0	0	0	0
			Total	0	0	0	0	1	2	0	0	0	3
33	50	MALIGNANT NEOPLASMS OF LIP, OR	Male	0	0	1	7	6	7	2	1	0	24
			Female	0	0	0	0	0	0	0	0	0	0
			Total	0	0	1	7	6	7	2	1	0	24
34	51	MALIGNANT NEOPLASM OF OESOPHAG	Male	0	0	1	2	3	3	3	3	0	15
			Female	0	0	0	0	0	0	0	0	0	0
			Total	0	0	1	2	3	3	3	3	0	15
35	52	MALIGNANT NEOPLASM OF STOMACH	Male	0	1	0	1	4	6	4	4	0	20
			Female	0	0	0	0	0	1	1	0	0	2
			Total	0	1	0	1	4	7	5	4	0	22
36	53	MALIGNANT NEOPLASMS OF LIVER A	Male	0	0	4	3	4	2	1	2	0	16
			Female	0	0	0	0	0	0	0	0	0	0
			Total	0	0	4	3	4	2	1	2	0	16
37	54	MALIGNANT NEOPLASMS OF LARYNX,	Male	0	1	1	9	8	3	3	5	0	30
			Female	0	0	0	0	0	0	0	0	0	0
			Total	0	1	1	9	8	3	3	5	0	30
38	57	MALIGNANT NEOPLASM OF PROSTATE	Male	0	0	0	0	1	0	0	1	0	2
			Female	0	0	0	0	0	0	0	0	0	0
			Total	0	0	0	0	1	0	0	1	0	2
39	58	MALIGNANT NEOPLASM OF BLADDER	Male	0	0	0	0	1	1	0	0	0	2
			Female	0	0	0	0	0	0	0	0	0	0
			Total	0	0	0	0	1	1	0	0	0	2
40	59	MALIGNANT NEOPLASMS OF MENINGE	Male	0	0	0	0	0	1	0	1	0	2
			Female	0	0	0	0	0	0	0	0	0	0
			Total	0	0	0	0	0	1	0	1	0	2
41	60	LEUKAEMIA	Male	0	0	1	1	0	0	1	0	0	3
			Female	0	0	0	0	0	0	0	0	0	0
			Total	0	0	1	1	0	0	1	0	0	3
42	61	OTHER PROTEIN-ENERGY MALNUTRIT	Male	0	0	1	0	2	0	0	0	0	3
			Female	0	0	0	0	0	0	0	0	0	0
			Total	0	0	1	0	2	0	0	0	0	3
43	64	OTHER INFLAMMATORY DISEASES OF	Male	0	0	0	1	1	0	0	0	0	2
			Female	0	0	0	0	0	0	0	0	0	0
			Total	0	0	0	1	1	0	0	0	0	2
44	65	EPILEPSY	Male	0	0	1	1	3	1	0	0	0	6
			Female	0	0	0	0	0	0	0	0	0	0
			Total	0	0	1	1	3	1	0	0	0	6
45	66	HYPERTENSIVE HEART DISEASES	Male	0	1	10	19	25	25	10	20	0	110
			Female	0	0	0	0	0	0	1	1	0	2
			Total	0	1	10	19	25	25	11	21	0	112
46	67	ACUTE MYOCARDIAL INFARCTION	Male	0	2	23	57	80	51	29	40	0	282
			Female	0	0	0	0	0	1	0	1	0	2
			Total	0	2	23	57	80	52	29	41	0	284
47	68	ARTERIAL EMBOLISM AND THROMBOS	Male	0	0	1	0	2	0	0	1	0	4
			Female	0	0	0	0	0	0	0	0	0	0
			Total	0	0	1	0	2	0	0	1	0	4
48	69	BRONCHITIS ,BRONCHIOLITIS and	Male	0	0	3	0	2	2	3	1	0	11

TABLE D-21 DEATHS BY SELECTED CAUSE OF DEATH, AGE, SEX AND HABITS-(RURAL & URBAN) - 2022

SL. NO.	Cause ID	Selected cause of death	Sex	Age of the Diseased									Total
				Below 15	15-24	25-34	35-44	45-54	55-64	65-69	70 & above	Age not State	
	1	2	3	4	5	6	7	8	9	10	11	12	13
			Female	0	0	0	0	0	0	0	0	0	0
			Total	0	0	3	0	2	2	3	1	0	11
49	71	PARALYTIC ILEUS AND INTESTINAL	Male	0	0	0	7	6	9	5	8	0	35
			Female	0	0	0	0	0	0	0	0	0	0
			Total	0	0	0	7	6	9	5	8	0	35
50	72	PERITONITIS	Male	0	0	0	1	0	0	0	0	0	1
			Female	0	0	0	0	0	0	0	0	0	0
			Total	0	0	0	1	0	0	0	0	0	1
51	73	CHOLELITHIASIS AND CHOLECYSTIT	Male	0	0	4	1	3	1	0	0	0	9
			Female	0	0	0	0	0	0	0	0	0	0
			Total	0	0	4	1	3	1	0	0	0	9
52	74	DISORDERS OF THE PANCREAS	Male	0	0	0	2	0	0	0	0	0	2
			Female	0	0	0	0	0	0	0	0	0	0
			Total	0	0	0	2	0	0	0	0	0	2
53	75	RHEUMATOID ARTHRITIS AND OTHER	Male	0	0	0	0	0	1	0	1	0	2
			Female	0	0	0	0	0	0	0	0	0	0
			Total	0	0	0	0	0	1	0	1	0	2
54	82	FEVER OF UNKNOWN ORIGIN	Male	0	1	2	6	2	3	4	1	0	19
			Female	0	0	0	0	0	0	0	0	0	0
			Total	0	1	2	6	2	3	4	1	0	19
55	83	SHOCK, NOT ELSEWHERE CLASSIFIE	Male	0	0	9	10	13	9	3	5	0	49
			Female	0	0	0	0	0	0	0	0	0	0
			Total	0	0	9	10	13	9	3	5	0	49
56	87	FRACTURE OF LOWER LIMB	Male	0	0	0	1	0	0	0	0	0	1
			Female	0	0	0	0	0	0	0	0	0	0
			Total	0	0	0	1	0	0	0	0	0	1
57	89	INTRACRANIAL AND INTERNAL INJU	Male	0	0	0	1	1	1	0	0	0	3
			Female	0	0	0	0	0	0	0	0	0	0
			Total	0	0	0	1	1	1	0	0	0	3
58	90	CRUSHING INJURIES AND TRAUMATI	Male	0	0	0	0	0	0	0	1	0	1
			Female	0	0	0	0	0	0	0	0	0	0
			Total	0	0	0	0	0	0	0	1	0	1
59	91	OTHER INJURIES OF SPECIFIED,UN	Male	0	0	0	3	0	1	1	0	0	5
			Female	0	0	0	0	0	0	0	0	0	0
			Total	0	0	0	3	0	1	1	0	0	5
60	96	ALL OTHER TRANSPORT ACCIDENTS	Male	0	0	3	1	0	1	0	0	0	5
			Female	0	0	0	0	0	0	0	0	0	0
			Total	0	0	3	1	0	1	0	0	0	5
61	97	ACCIDENTAL DROWING AND SUBMERS	Male	0	1	2	0	2	3	1	1	0	10
			Female	0	0	0	0	0	0	0	0	0	0
			Total	0	1	2	0	2	3	1	1	0	10
62	102	ACCIDENTAL POISOINING BY AND E	Male	0	0	0	0	1	0	0	1	0	2
			Female	0	0	0	0	0	0	0	0	0	0
			Total	0	0	0	0	1	0	0	1	0	2
63	104	SUN STROKE	Male	0	0	0	1	0	4	1	0	0	6
			Female	0	0	0	0	0	0	0	0	0	0
			Total	0	0	0	1	0	4	1	0	0	6
64	106	DENGUE FEVER	Male	0	0	1	0	0	0	0	0	0	1
			Female	0	0	0	0	0	0	0	0	0	0
			Total	0	0	1	0	0	0	0	0	0	1
		Total	Male	0	20	178	324	360	312	144	288	0	1626
			Female	0	0	0	3	3	8	4	6	0	24
			Total	0	1	0	0	0	0	0	0	0	1650

TABLE D-21 DEATHS BY SELECTED CAUSE OF DEATH, AGE, SEX AND HABITS-(RURAL & URBAN) - 2022

SL. NO.	Cause ID	Selected cause of death	Sex	Age of the Diseased									Total
				Below 15	15-24	25-34	35-44	45-54	55-64	65-69	70 & above	Age not State	
	1	2	3	4	5	6	7	8	9	10	11	12	13
		Smoking,Chewing Tobacco & Arecanut											
1	4	DIARRHOEA AND GASTROENTERITIS	Male	0	0	0	0	2	2	1	2	0	7
			Female	0	0	0	0	0	0	0	0	0	0
			Total	0	0	0	0	2	2	1	2	0	7
2	5	RESPIRATORY TUBERCULOSIS	Male	0	0	1	4	7	8	2	9	0	31
			Female	0	0	0	0	0	0	0	0	0	0
			Total	0	0	1	4	7	8	2	9	0	31
3	14	OTHER AND UNSPECIFIED NEOPLASM	Male	0	0	2	1	8	4	6	4	0	25
			Female	0	0	0	1	0	1	1	0	0	3
			Total	0	0	2	2	8	5	7	4	0	28
4	15	DIABETES MELLITUS	Male	0	0	0	3	12	6	1	5	0	27
			Female	0	0	0	0	0	0	0	0	0	0
			Total	0	0	0	3	12	6	1	5	0	27
5	16	OTHER ANAEMIAS(D50-D55,D57-D64	Male	0	0	1	3	1	2	0	0	0	7
			Female	0	0	0	0	1	0	0	0	0	1
			Total	0	0	1	3	2	2	0	0	0	8
6	17	OTHER VIRAL ENCEPHALITIS	Male	0	0	1	0	0	0	1	0	0	2
			Female	0	0	0	0	0	0	0	0	0	0
			Total	0	0	1	0	0	0	1	0	0	2
7	18	OTHER FORMS OF HEART DISEASES	Male	0	2	12	17	33	44	8	42	0	158
			Female	0	0	0	0	0	3	1	0	0	4
			Total	0	2	12	17	33	47	9	42	0	162
8	19	PNEUMONIA	Male	0	3	6	14	7	16	5	8	0	59
			Female	0	0	0	0	0	0	1	0	0	1
			Total	0	3	6	14	7	16	6	8	0	60
9	21	ASTHMA	Male	0	0	2	6	6	14	5	22	0	55
			Female	0	0	0	0	0	1	0	1	0	2
			Total	0	0	2	6	6	15	5	23	0	57
10	22	OTHER VIRAL HEPATITIS (Jaundic	Male	0	0	3	3	2	2	0	0	0	10
			Female	0	0	0	0	0	0	0	0	0	0
			Total	0	0	3	3	2	2	0	0	0	10
11	23	DISEASES OF THE LIVER	Male	0	0	25	37	29	16	2	4	0	113
			Female	0	0	0	0	1	1	1	0	0	3
			Total	0	0	25	37	30	17	3	4	0	116
12	24	GASTRIC AND DUODENAL ULCER	Male	0	0	0	0	1	0	0	2	0	3
			Female	0	0	0	0	0	0	0	0	0	0
			Total	0	0	0	0	1	0	0	2	0	3
13	25	DISEASES OF APPENDIX	Male	0	0	0	1	0	0	0	0	0	1
			Female	0	0	0	0	0	0	0	0	0	0
			Total	0	0	0	1	0	0	0	0	0	1
14	26	Genital Urinary system	Male	0	0	0	0	0	1	0	0	0	1
			Female	0	0	0	0	0	0	0	0	0	0
			Total	0	0	0	0	0	1	0	0	0	1
15	30	CEREBROVASCULAR DISEASES	Male	0	0	0	0	7	4	6	5	0	22
			Female	0	0	0	0	1	0	0	0	0	1
			Total	0	0	0	0	8	4	6	5	0	23
16	31	SENILITY	Male	0	0	0	0	0	1	16	42	0	59
			Female	0	0	0	0	0	0	0	2	0	2
			Total	0	0	0	0	0	1	16	44	0	61
17	32	Others not else where classifi	Male	0	0	4	1	0	5	0	4	0	14
			Female	0	0	0	0	0	0	0	0	0	0
			Total	0	0	4	1	0	5	0	4	0	14
18	33	BITES OF SNAKES AND OTHER VENO	Male	0	0	0	0	1	1	0	0	0	2

TABLE D-21 DEATHS BY SELECTED CAUSE OF DEATH, AGE, SEX AND HABITS-(RURAL & URBAN) - 2022

SL. NO.	Cause ID	Selected cause of death	Sex	Age of the Diseased									Total
				Below 15	15-24	25-34	35-44	45-54	55-64	65-69	70 & above	Age not State	
	1	2	3	4	5	6	7	8	9	10	11	12	13
			Female	0	0	0	0	0	0	0	0	0	0
			Total	0	0	0	0	1	1	0	0	0	2
19	34	BURNS AND CORROSIONS	Male	0	0	0	1	1	0	0	0	0	2
			Female	0	0	0	0	0	0	0	0	0	0
			Total	0	0	0	1	1	0	0	0	0	2
20	35	ACCIDENTAL FALLS	Male	0	0	3	3	0	0	0	1	0	7
			Female	0	0	0	0	0	0	0	0	0	0
			Total	0	0	3	3	0	0	0	1	0	7
21	36	POISONINGS BY DRUGS AND BIOLOG	Male	0	0	3	2	1	3	4	2	0	15
			Female	0	0	0	0	0	0	0	0	0	0
			Total	0	0	3	2	1	3	4	2	0	15
22	37	MOTOR VEHICLE TRAFFIC ACCIDENT	Male	0	0	3	1	1	0	0	0	0	5
			Female	0	0	0	0	0	0	0	0	0	0
			Total	0	0	3	1	1	0	0	0	0	5
23	38	OTHER ROAD VEHICLE ACCIDENTS	Male	0	0	1	3	3	1	0	2	0	10
			Female	0	0	0	0	0	0	0	0	0	0
			Total	0	0	1	3	3	1	0	2	0	10
24	39	INTENTIONAL SELF-HARM(SUICIDE-	Male	0	2	7	11	8	4	0	0	0	32
			Female	0	0	0	0	0	0	0	0	0	0
			Total	0	2	7	11	8	4	0	0	0	32
25	40	ASSAULT(HOMICIDE)	Male	0	0	1	0	0	0	0	0	0	1
			Female	0	0	0	0	0	0	0	0	0	0
			Total	0	0	1	0	0	0	0	0	0	1
26	42	Viral Fever	Male	0	0	2	4	0	0	0	1	0	7
			Female	0	0	0	0	0	0	0	0	0	0
			Total	0	0	2	4	0	0	0	1	0	7
27	43	RENAL FAILURE and OTHER DISORD	Male	0	2	9	17	14	11	2	7	0	62
			Female	0	0	0	2	0	0	0	0	0	2
			Total	0	2	9	19	14	11	2	7	0	64
28	44	SEPTICAEMIA	Male	0	0	5	8	10	4	5	4	0	36
			Female	0	0	0	0	0	1	0	0	0	1
			Total	0	0	5	8	10	5	5	4	0	37
29	46	COVID 19 VIRUS IDENTIFIED	Male	0	0	0	0	2	0	0	1	0	3
			Female	0	0	0	0	0	0	0	0	0	0
			Total	0	0	0	0	2	0	0	1	0	3
30	47	TUBERCULOSIS OF OTHER ORGANS A	Male	0	1	3	11	6	2	1	1	0	25
			Female	0	0	0	0	0	0	0	0	0	0
			Total	0	1	3	11	6	2	1	1	0	25
31	49	HUMAN IMMUNODEFICIENCY VIRUS[H	Male	0	0	0	0	0	2	0	0	0	2
			Female	0	0	0	0	0	0	0	0	0	0
			Total	0	0	0	0	0	2	0	0	0	2
32	50	MALIGNANT NEOPLASMS OF LIP, OR	Male	0	0	1	8	6	7	2	2	0	26
			Female	0	0	0	0	0	1	0	0	0	1
			Total	0	0	1	8	6	8	2	2	0	27
33	51	MALIGNANT NEOPLASM OF OESOPHAG	Male	0	0	1	3	4	3	3	5	0	19
			Female	0	0	0	0	0	0	0	1	0	1
			Total	0	0	1	3	4	3	3	6	0	20
34	52	MALIGNANT NEOPLASM OF STOMACH	Male	0	1	0	1	3	4	4	5	0	18
			Female	0	0	0	0	0	1	1	0	0	2
			Total	0	1	0	1	3	5	5	5	0	20
35	53	MALIGNANT NEOPLASMS OF LIVER A	Male	0	0	4	3	3	2	1	2	0	15
			Female	0	0	0	0	0	0	0	0	0	0
			Total	0	0	4	3	3	2	1	2	0	15

TABLE D-21 DEATHS BY SELECTED CAUSE OF DEATH, AGE, SEX AND HABITS-(RURAL & URBAN) - 2022

SL. NO.	Cause ID	Selected cause of death	Sex	Age of the Diseased									Total
				Below 15	15-24	25-34	35-44	45-54	55-64	65-69	70 & above	Age not State	
	1	2	3	4	5	6	7	8	9	10	11	12	13
36	54	MALIGNANT NEOPLASMS OF LARYNX,	Male	0	1	1	7	5	5	3	3	0	25
			Female	0	0	0	0	0	0	0	0	0	0
			Total	0	1	1	7	5	5	3	3	0	25
37	57	MALIGNANT NEOPLASM OF PROSTATE	Male	0	0	0	0	0	0	0	1	0	1
			Female	0	0	0	0	0	0	0	0	0	0
			Total	0	0	0	0	0	0	0	1	0	1
38	58	MALIGNANT NEOPLASM OF BLADDER	Male	0	0	0	0	1	2	0	0	0	3
			Female	0	0	0	0	0	0	0	0	0	0
			Total	0	0	0	0	1	2	0	0	0	3
39	59	MALIGNANT NEOPLASMS OF MENINGE	Male	0	0	0	0	0	1	0	0	0	1
			Female	0	0	0	0	0	0	0	0	0	0
			Total	0	0	0	0	0	1	0	0	0	1
40	60	LEUKAEMIA	Male	0	0	1	1	0	0	1	0	0	3
			Female	0	0	0	0	0	0	0	0	0	0
			Total	0	0	1	1	0	0	1	0	0	3
41	61	OTHER PROTEIN-ENERGY MALNUTRIT	Male	0	0	1	0	2	0	0	0	0	3
			Female	0	0	0	0	0	0	0	0	0	0
			Total	0	0	1	0	2	0	0	0	0	3
42	64	OTHER INFLAMMATORY DISEASES OF	Male	0	0	0	1	1	0	0	0	0	2
			Female	0	0	0	0	0	0	0	0	0	0
			Total	0	0	0	1	1	0	0	0	0	2
43	65	EPILEPSY	Male	0	0	1	1	3	0	0	0	0	5
			Female	0	0	0	0	0	0	0	0	0	0
			Total	0	0	1	1	3	0	0	0	0	5
44	66	HYPERTENSIVE HEART DISEASES	Male	0	1	8	13	22	18	8	19	0	89
			Female	0	0	0	0	0	0	1	1	0	2
			Total	0	1	8	13	22	18	9	20	0	91
45	67	ACUTE MYOCARDIAL INFARCTION	Male	0	1	20	50	68	44	28	38	0	249
			Female	0	0	0	0	0	0	1	1	0	2
			Total	0	1	20	50	68	44	29	39	0	251
46	68	ARTERIAL EMBOLISM AND THROMBOS	Male	0	0	1	0	1	0	0	1	0	3
			Female	0	0	0	0	0	0	0	0	0	0
			Total	0	0	1	0	1	0	0	1	0	3
47	69	BRONCHITIS ,BRONCHIOLITIS and	Male	0	0	2	0	1	2	3	2	0	10
			Female	0	0	0	0	0	0	0	0	0	0
			Total	0	0	2	0	1	2	3	2	0	10
48	71	PARALYTIC ILEUS AND INTESTINAL	Male	0	0	0	5	8	5	3	5	0	26
			Female	0	0	0	0	0	0	0	0	0	0
			Total	0	0	0	5	8	5	3	5	0	26
49	72	PERITONITIS	Male	0	0	0	1	0	0	0	0	0	1
			Female	0	0	0	0	0	0	0	0	0	0
			Total	0	0	0	1	0	0	0	0	0	1
50	73	CHOLELITHIASIS AND CHOLECYSTIT	Male	0	0	4	1	2	1	1	0	0	9
			Female	0	0	0	0	0	0	0	0	0	0
			Total	0	0	4	1	2	1	1	0	0	9
51	74	DISORDERS OF THE PANCREAS	Male	0	0	0	2	0	0	0	0	0	2
			Female	0	0	0	0	0	0	0	0	0	0
			Total	0	0	0	2	0	0	0	0	0	2
52	75	RHEUMATOID ARTHRITIS AND OTHER	Male	0	0	0	0	0	1	0	1	0	2
			Female	0	0	0	0	0	0	0	0	0	0
			Total	0	0	0	0	0	1	0	1	0	2
53	82	FEVER OF UNKNOWN ORIGIN	Male	0	1	1	5	0	3	1	1	0	12

TABLE D-21 DEATHS BY SELECTED CAUSE OF DEATH, AGE, SEX AND HABITS-(RURAL & URBAN) - 2022

SL. NO.	Cause ID	Selected cause of death	Sex	Age of the Diseased									Total
				Below 15	15-24	25-34	35-44	45-54	55-64	65-69	70 & above	Age not State	
	1	2	3	4	5	6	7	8	9	10	11	12	13
			Female	0	0	0	0	0	0	0	0	0	0
			Total	0	1	1	5	0	3	1	1	0	12
54	83	SHOCK, NOT ELSEWHERE CLASSIFIE	Male	0	0	6	9	9	9	2	6	0	41
			Female	0	0	0	0	0	0	0	1	0	1
			Total	0	0	6	9	9	9	2	7	0	42
55	87	FRACTURE OF LOWER LIMB	Male	0	0	0	1	0	0	0	0	0	1
			Female	0	0	0	0	0	0	0	0	0	0
			Total	0	0	0	1	0	0	0	0	0	1
56	89	INTRACRANIAL AND INTERNAL INJU	Male	0	0	0	1	1	1	0	0	0	3
			Female	0	0	0	0	0	0	0	0	0	0
			Total	0	0	0	1	1	1	0	0	0	3
57	91	OTHER INJURIES OF SPECIFIED,UN	Male	0	0	0	3	0	1	0	0	0	4
			Female	0	0	0	0	0	0	0	0	0	0
			Total	0	0	0	3	0	1	0	0	0	4
58	96	ALL OTHER TRANSPORT ACCIDENTS	Male	0	0	3	0	0	1	0	0	0	4
			Female	0	0	0	0	0	0	0	0	0	0
			Total	0	0	3	0	0	1	0	0	0	4
59	97	ACCIDENTAL DROWING AND SUBMERS	Male	0	1	1	0	2	2	0	1	0	7
			Female	0	0	0	0	0	0	0	0	0	0
			Total	0	1	1	0	2	2	0	1	0	7
60	102	ACCIDENTAL POISONING BY AND E	Male	0	0	0	0	1	0	0	1	0	2
			Female	0	0	0	0	0	0	0	0	0	0
			Total	0	0	0	0	1	0	0	1	0	2
61	104	SUN STROKE	Male	0	0	0	1	0	3	1	0	0	5
			Female	0	0	0	0	0	0	0	0	0	0
			Total	0	0	0	1	0	3	1	0	0	5
62	106	DENGUE FEVER	Male	0	0	1	0	0	0	0	0	0	1
			Female	0	0	0	0	0	0	0	0	0	0
			Total	0	0	1	0	0	0	0	0	0	1
		Total	Male	0	16	151	268	305	268	126	261	0	1395
			Female	0	0	0	3	3	9	7	7	0	29
			Total	0	2	7	11	8	4	0	0	0	1424
		Smoking,Chewing Tobacco & Drinking											
1	2	TYPHOID FEVER AND PARATYPHOID	Male	0	0	0	0	0	1	0	1	0	2
			Female	0	0	0	0	0	1	0	0	0	1
			Total	0	0	0	0	0	2	0	1	0	3
2	4	DIARRHOEA AND GASTROENTERITIS	Male	0	0	0	1	2	3	1	2	0	9
			Female	0	0	0	0	0	0	0	0	0	0
			Total	0	0	0	1	2	3	1	2	0	9
3	5	RESPIRATORY TUBERCULOSIS	Male	0	0	3	8	10	8	1	7	0	37
			Female	0	0	0	0	0	0	0	0	0	0
			Total	0	0	3	8	10	8	1	7	0	37
4	14	OTHER AND UNSPECIFIED NEOPLASM	Male	0	0	3	3	12	10	5	4	0	37
			Female	0	0	0	1	1	1	0	0	0	3
			Total	0	0	3	4	13	11	5	4	0	40
5	15	DIABETES MELLITUS	Male	0	0	1	6	14	13	5	6	0	45
			Female	0	0	0	0	0	0	0	0	0	0
			Total	0	0	1	6	14	13	5	6	0	45
6	16	OTHER ANAEMIAS(D50-D55,D57-D64	Male	0	0	2	3	1	4	0	0	0	10
			Female	0	0	0	0	1	0	0	0	0	1
			Total	0	0	2	3	2	4	0	0	0	11
7	17	OTHER VIRAL ENCEPHALITIS	Male	0	0	2	0	0	0	1	0	0	3
			Female	0	0	0	0	0	0	0	0	0	0
			Total	0	0	2	0	0	0	1	0	0	3

TABLE D-21 DEATHS BY SELECTED CAUSE OF DEATH, AGE, SEX AND HABITS-(RURAL & URBAN) - 2022

SL. NO.	Cause ID	Selected cause of death	Sex	Age of the Diseased									Total
				Below 15	15-24	25-34	35-44	45-54	55-64	65-69	70 & above	Age not State	
	1	2	3	4	5	6	7	8	9	10	11	12	13
8	18	OTHER FORMS OF HEART DISEASES	Male	0	2	19	30	50	52	9	52	0	214
			Female	0	0	0	0	0	2	1	1	0	4
			Total	0	2	19	30	50	54	10	53	0	218
9	19	PNEUMONIA	Male	0	3	7	16	13	17	5	10	0	71
			Female	0	0	0	0	0	0	1	0	0	1
			Total	0	3	7	16	13	17	6	10	0	72
10	20	INFLUENZA	Male	0	0	0	0	0	1	0	0	0	1
			Female	0	0	0	0	0	0	0	0	0	0
			Total	0	0	0	0	0	1	0	0	0	1
11	21	ASTHMA	Male	0	0	3	8	11	19	7	25	0	73
			Female	0	0	0	0	0	1	0	2	0	3
			Total	0	0	3	8	11	20	7	27	0	76
12	22	OTHER VIRAL HEPATITIS (Jaundic	Male	0	0	3	4	3	2	0	0	0	12
			Female	0	0	0	0	0	0	0	0	0	0
			Total	0	0	3	4	3	2	0	0	0	12
13	23	DISEASES OF THE LIVER	Male	0	0	35	65	43	21	2	6	0	172
			Female	0	0	0	0	1	2	0	1	0	4
			Total	0	0	35	65	44	23	2	7	0	176
14	24	GASTRIC AND DUODENAL ULCER	Male	0	0	0	1	1	1	0	2	0	5
			Female	0	0	0	0	0	0	0	0	0	0
			Total	0	0	0	1	1	1	0	2	0	5
15	25	DISEASES OF APPENDIX	Male	0	1	0	3	0	0	0	0	0	4
			Female	0	0	0	0	0	0	0	0	0	0
			Total	0	1	0	3	0	0	0	0	0	4
16	30	CEREBROVASCULAR DISEASES	Male	0	0	1	0	6	3	7	6	0	23
			Female	0	0	0	0	1	0	0	0	0	1
			Total	0	0	1	0	7	3	7	6	0	24
17	31	SENILITY	Male	0	0	0	0	0	4	20	63	0	87
			Female	0	0	0	0	0	0	0	3	0	3
			Total	0	0	0	0	0	4	20	66	0	90
18	32	Others not else where classifi	Male	0	1	4	2	3	9	0	4	0	23
			Female	0	0	0	0	0	0	0	0	0	0
			Total	0	1	4	2	3	9	0	4	0	23
19	33	BITES OF SNAKES AND OTHER VENO	Male	0	0	0	0	1	2	0	0	0	3
			Female	0	0	0	0	0	0	0	0	0	0
			Total	0	0	0	0	1	2	0	0	0	3
20	34	BURNS AND CORROSIONS	Male	0	0	1	3	2	0	0	0	0	6
			Female	0	0	0	0	0	0	0	0	0	0
			Total	0	0	1	3	2	0	0	0	0	6
21	35	ACCIDENTAL FALLS	Male	0	0	3	3	0	1	0	1	0	8
			Female	0	0	0	0	0	0	0	0	0	0
			Total	0	0	3	3	0	1	0	1	0	8
22	36	POISONINGS BY DRUGS AND BIOLOG	Male	0	0	4	4	2	3	4	2	0	19
			Female	0	0	0	0	0	0	0	0	0	0
			Total	0	0	4	4	2	3	4	2	0	19
23	37	MOTOR VEHICLE TRAFFIC ACCIDENT	Male	0	0	3	2	1	0	0	0	0	6
			Female	0	0	0	0	0	0	0	0	0	0
			Total	0	0	3	2	1	0	0	0	0	6
24	38	OTHER ROAD VEHICLE ACCIDENTS	Male	0	0	2	4	2	2	1	2	0	13
			Female	0	0	0	0	0	0	0	0	0	0
			Total	0	0	2	4	2	2	1	2	0	13
25	39	INTENTIONAL SELF-HARM(SUICIDE-	Male	0	4	8	16	11	4	0	0	0	43

TABLE D-21 DEATHS BY SELECTED CAUSE OF DEATH, AGE, SEX AND HABITS-(RURAL & URBAN) - 2022

SL. NO.	Cause ID	Selected cause of death	Sex	Age of the Diseased									Total
				Below 15	15-24	25-34	35-44	45-54	55-64	65-69	70 & above	Age not State	
	1	2	3	4	5	6	7	8	9	10	11	12	13
			Female	0	0	0	0	0	0	0	0	0	0
			Total	0	4	8	16	11	4	0	0	0	43
26	40	ASSAULT(HOMICIDE)	Male	0	0	1	1	0	0	0	0	0	2
			Female	0	0	0	0	0	0	0	0	0	0
			Total	0	0	1	1	0	0	0	0	0	2
27	42	Viral Fever	Male	0	0	2	6	1	0	0	1	0	10
			Female	0	0	0	0	0	0	0	0	0	0
			Total	0	0	2	6	1	0	0	1	0	10
28	43	RENAL FAILURE and OTHER DISORD	Male	0	2	11	26	24	16	4	10	0	93
			Female	0	0	0	2	0	0	0	0	0	2
			Total	0	2	11	28	24	16	4	10	0	95
29	44	SEPTICAEMIA	Male	0	0	9	10	10	7	6	6	0	48
			Female	0	0	0	0	0	1	1	0	0	2
			Total	0	0	9	10	10	8	7	6	0	50
30	45	Syphilis	Male	0	0	1	2	0	0	0	0	0	3
			Female	0	0	0	0	0	0	0	0	0	0
			Total	0	0	1	2	0	0	0	0	0	3
31	46	COVID 19 VIRUS IDENTIFIED	Male	0	0	0	0	2	1	0	1	0	4
			Female	0	0	0	0	0	0	0	0	0	0
			Total	0	0	0	0	2	1	0	1	0	4
32	47	TUBERCULOSIS OF OTHER ORGANS A	Male	0	2	4	14	7	4	0	1	0	32
			Female	0	0	0	0	0	0	0	0	0	0
			Total	0	2	4	14	7	4	0	1	0	32
33	49	HUMAN IMMUNODEFICIENCY VIRUS[H	Male	0	0	0	0	1	2	0	0	0	3
			Female	0	0	0	0	0	0	0	0	0	0
			Total	0	0	0	0	1	2	0	0	0	3
34	50	MALIGNANT NEOPLASMS OF LIP, OR	Male	0	0	1	10	9	12	3	3	0	38
			Female	0	0	0	0	0	0	0	1	0	1
			Total	0	0	1	10	9	12	3	4	0	39
35	51	MALIGNANT NEOPLASM OF OESOPHAG	Male	0	0	1	2	3	3	4	3	0	16
			Female	0	0	0	0	1	0	0	0	0	1
			Total	0	0	1	2	4	3	4	3	0	17
36	52	MALIGNANT NEOPLASM OF STOMACH	Male	0	1	0	1	6	6	4	6	0	24
			Female	0	0	0	0	0	1	1	0	0	2
			Total	0	1	0	1	6	7	5	6	0	26
37	53	MALIGNANT NEOPLASMS OF LIVER A	Male	0	0	4	4	3	5	1	2	0	19
			Female	0	0	0	0	0	0	0	0	0	0
			Total	0	0	4	4	3	5	1	2	0	19
38	54	MALIGNANT NEOPLASMS OF LARYNX,	Male	0	1	1	8	5	6	5	5	0	31
			Female	0	0	0	0	0	0	0	0	0	0
			Total	0	1	1	8	5	6	5	5	0	31
39	57	MALIGNANT NEOPLASM OF PROSTATE	Male	0	0	0	0	0	0	0	1	0	1
			Female	0	0	0	0	0	0	0	0	0	0
			Total	0	0	0	0	0	0	0	1	0	1
40	58	MALIGNANT NEOPLASM OF BLADDER	Male	0	0	0	0	2	1	0	0	0	3
			Female	0	0	0	0	0	0	0	0	0	0
			Total	0	0	0	0	2	1	0	0	0	3
41	59	MALIGNANT NEOPLASMS OF MENINGE	Male	0	0	0	0	0	1	0	0	0	1
			Female	0	0	0	0	0	0	0	0	0	0
			Total	0	0	0	0	0	1	0	0	0	1
42	60	LEUKAEMIA	Male	0	0	1	1	0	0	1	0	0	3
			Female	0	0	0	0	0	0	0	0	0	0
			Total	0	0	1	1	0	0	1	0	0	3

TABLE D-21 DEATHS BY SELECTED CAUSE OF DEATH, AGE, SEX AND HABITS-(RURAL & URBAN) - 2022

SL. NO.	Cause ID	Selected cause of death	Sex	Age of the Diseased									Total
				Below 15	15-24	25-34	35-44	45-54	55-64	65-69	70 & above	Age not State	
	1	2	3	4	5	6	7	8	9	10	11	12	13
43	61	OTHER PROTEIN-ENERGY MALNUTRIT	Male	0	0	1	0	3	2	0	0	0	6
			Female	0	0	0	0	0	0	0	0	0	0
			Total	0	0	1	0	3	2	0	0	0	6
44	64	OTHER INFLAMMATORY DISEASES OF	Male	0	0	0	2	2	2	0	1	0	7
			Female	0	0	0	0	0	0	0	0	0	0
			Total	0	0	0	2	2	2	0	1	0	7
45	65	EPILEPSY	Male	0	1	2	1	3	1	0	0	0	8
			Female	0	0	0	0	0	0	0	0	0	0
			Total	0	1	2	1	3	1	0	0	0	8
46	66	HYPERTENSIVE HEART DISEASES	Male	0	1	11	25	35	26	12	17	0	127
			Female	0	0	0	0	0	0	1	1	0	2
			Total	0	1	11	25	35	26	13	18	0	129
47	67	ACUTE MYOCARDIAL INFARCTION	Male	0	2	29	75	100	61	28	43	0	338
			Female	0	0	0	0	0	0	2	1	0	3
			Total	0	2	29	75	100	61	30	44	0	341
48	68	ARTERIAL EMBOLISM AND THROMBOS	Male	0	0	1	1	2	0	0	1	0	5
			Female	0	0	0	0	0	0	0	0	0	0
			Total	0	0	1	1	2	0	0	1	0	5
49	69	BRONCHITIS ,BRONCHIOLITIS and	Male	0	0	4	0	2	3	3	3	0	15
			Female	0	0	0	0	0	0	0	0	0	0
			Total	0	0	4	0	2	3	3	3	0	15
50	71	PARALYTIC ILEUS AND INTESTINAL	Male	0	0	0	6	10	8	3	9	0	36
			Female	0	0	0	0	0	0	0	0	0	0
			Total	0	0	0	6	10	8	3	9	0	36
51	72	PERITONITIS	Male	0	0	1	1	2	0	0	0	0	4
			Female	0	0	0	0	0	0	0	0	0	0
			Total	0	0	1	1	2	0	0	0	0	4
52	73	CHOLELITHIASIS AND CHOLECYSTIT	Male	0	0	4	4	3	1	1	0	0	13
			Female	0	0	0	0	0	1	0	0	0	1
			Total	0	0	4	4	3	2	1	0	0	14
53	74	DISORDERS OF THE PANCREAS	Male	0	0	0	3	0	0	0	1	0	4
			Female	0	0	0	0	0	0	0	0	0	0
			Total	0	0	0	3	0	0	0	1	0	4
54	75	RHEUMATOID ARTHRITIS AND OTHER	Male	0	0	0	0	0	1	0	1	0	2
			Female	0	0	0	0	0	0	0	0	0	0
			Total	0	0	0	0	0	1	0	1	0	2
55	82	FEVER OF UNKNOWN ORIGIN	Male	0	1	1	5	2	5	1	2	0	17
			Female	0	0	0	0	0	0	0	0	0	0
			Total	0	1	1	5	2	5	1	2	0	17
56	83	SHOCK, NOT ELSEWHERE CLASSIFIE	Male	0	0	9	10	16	11	3	6	0	55
			Female	0	0	0	0	0	0	1	0	0	1
			Total	0	0	9	10	16	11	4	6	0	56
57	84	FRACTURE OF SKULL AND FACIAL B	Male	0	0	0	1	0	0	0	0	0	1
			Female	0	0	0	0	0	0	0	0	0	0
			Total	0	0	0	1	0	0	0	0	0	1
58	86	FRACTURE OF UPPER LIMB	Male	0	0	1	0	0	0	0	1	0	2
			Female	0	0	0	0	0	0	0	0	0	0
			Total	0	0	1	0	0	0	0	1	0	2
59	87	FRACTURE OF LOWER LIMB	Male	0	0	0	2	0	0	0	0	0	2
			Female	0	0	0	0	0	0	0	0	0	0
			Total	0	0	0	2	0	0	0	0	0	2
60	89	INTRACRANIAL AND INTERNAL INJU	Male	0	0	1	1	1	1	0	0	0	4

TABLE D-21 DEATHS BY SELECTED CAUSE OF DEATH, AGE, SEX AND HABITS-(RURAL & URBAN) - 2022

SL. NO.	Cause ID	Selected cause of death	Sex	Age of the Diseased									Total
				Below 15	15-24	25-34	35-44	45-54	55-64	65-69	70 & above	Age not State	
	1	2	3	4	5	6	7	8	9	10	11	12	13
			Female	0	0	0	0	0	0	0	0	0	0
			Total	0	0	1	1	1	1	0	0	0	4
61	90	CRUSHING INJURIES AND TRAUMATI	Male	0	0	1	0	0	0	0	1	0	2
			Female	0	0	0	0	0	0	0	0	0	0
			Total	0	0	1	0	0	0	0	1	0	2
62	91	OTHER INJURIES OF SPECIFIED,UN	Male	0	0	0	3	3	1	1	2	0	10
			Female	0	0	0	0	0	0	0	0	0	0
			Total	0	0	0	3	3	1	1	2	0	10
63	96	ALL OTHER TRANSPORT ACCIDENTS	Male	0	0	3	2	0	2	0	0	0	7
			Female	0	0	0	0	0	0	0	0	0	0
			Total	0	0	3	2	0	2	0	0	0	7
64	97	ACCIDENTAL DROWING AND SUBMERS	Male	0	1	1	3	4	3	0	1	0	13
			Female	0	0	0	0	0	0	0	0	0	0
			Total	0	1	1	3	4	3	0	1	0	13
65	102	ACCIDENTAL POISOINING BY AND E	Male	0	0	0	1	1	0	0	1	0	3
			Female	0	0	0	0	0	0	0	0	0	0
			Total	0	0	0	1	1	0	0	1	0	3
66	104	SUN STROKE	Male	0	0	0	1	1	5	2	2	0	11
			Female	0	0	0	0	0	0	0	0	0	0
			Total	0	0	0	1	1	5	2	2	0	11
67	105	COVID 19 VIRUS NOT IDENTIFIED	Male	0	0	0	0	0	1	0	0	0	1
			Female	0	0	0	0	0	0	0	0	0	0
			Total	0	0	0	0	0	1	0	0	0	1
68	106	DENGUE FEVER	Male	0	0	1	0	0	0	0	0	0	1
			Female	0	0	0	0	0	0	0	0	0	0
			Total	0	0	1	0	0	0	0	0	0	1
		Total	Male	0	23	211	414	451	378	150	324	0	1951
			Female	0	0	0	3	5	10	8	10	0	36
			Total	0	0	0	0	0	2	0	1	0	1987

**TABLES RELATED
TO STILL BIRTH**

TABLE S-1: STILL BIRTHS BY PLACE OF OCCURRENCE IN DISTRICTS (RURAL & URBAN) - 2022

Sl. No.	District		Still Births by Place of Occurrence			Place of Residence of Mother		Place of Residence Outside the State
			Male	Female	Total	Within the Area	Outside the Area	
1	2		3	4	5	6	7	8
1	Bagalkot	URBAN	73	76	149	145	0	4
		RURAL	0	0	0	0	0	0
		TOTAL	73	76	149	145	0	4
2	Ballari	URBAN	133	133	266	232	0	34
		RURAL	9	3	12	10	0	2
		TOTAL	142	136	278	242	0	36
3	Belagavi	URBAN	22	22	44	41	0	3
		RURAL	4	1	5	5	0	0
		TOTAL	26	23	49	46	0	3
4	Bengaluru	URBAN	82	67	149	144	0	5
		RURAL	0	0	0	0	0	0
		TOTAL	82	67	149	144	0	5
5	Bengaluru Rural	URBAN	19	8	27	26	0	1
		RURAL	0	0	0	0	0	0
		TOTAL	19	8	27	26	0	1
6	Bidar	URBAN	76	59	135	112	0	23
		RURAL	0	1	1	1	0	0
		TOTAL	76	60	136	113	0	23
7	Chamarajanagar	URBAN	37	23	60	57	0	3
		RURAL	0	1	1	1	0	0
		TOTAL	37	24	61	58	0	3
8	Chikkaballapura	URBAN	34	30	64	62	0	2
		RURAL	0	1	1	1	0	0
		TOTAL	34	31	65	63	0	2
9	Chikkamagaluru	URBAN	31	31	62	60	0	2
		RURAL	0	0	0	0	0	0
		TOTAL	31	31	62	60	0	2
10	Chitradurga	URBAN	129	125	254	249	0	5
		RURAL	2	3	5	5	0	0
		TOTAL	131	128	259	254	0	5
11	Dakshina Kannada	URBAN	136	102	238	211	0	27
		RURAL	0	0	0	0	0	0
		TOTAL	136	102	238	211	0	27

TABLE S-1: STILL BIRTHS BY PLACE OF OCCURRENCE IN DISTRICTS (RURAL & URBAN) - 2022

Sl. No.	District		Still Births by Place of Occurrence			Place of Residence of Mother		Place of Residence Outside the State
			Male	Female	Total	Within the Area	Outside the Area	
1	2		3	4	5	6	7	8
12	Davanagere	URBAN	128	111	239	238	0	1
		RURAL	0	0	0	0	0	0
		TOTAL	128	111	239	238	0	1
13	Dharwad	URBAN	285	240	525	519	0	6
		RURAL	0	2	2	2	0	0
		TOTAL	285	242	527	521	0	6
14	Gadag	URBAN	89	74	163	162	0	1
		RURAL	2	6	8	8	0	0
		TOTAL	91	80	171	170	0	1
15	Hassan	URBAN	3	3	6	6	0	0
		RURAL	1	2	3	3	0	0
		TOTAL	4	5	9	9	0	0
16	Haveri	URBAN	85	73	158	158	0	0
		RURAL	2	4	6	6	0	0
		TOTAL	87	77	164	164	0	0
17	Kalaburagi	URBAN	105	66	171	163	0	8
		RURAL	6	9	15	13	0	2
		TOTAL	111	75	186	176	0	10
18	Kodagu	URBAN	0	0	0	0	0	0
		RURAL	0	1	1	1	0	0
		TOTAL	0	1	1	1	0	0
19	Kolar	URBAN	31	44	75	74	0	1
		RURAL	1	1	2	2	0	0
		TOTAL	32	45	77	76	0	1
20	Koppal	URBAN	0	2	2	2	0	0
		RURAL	1	2	3	3	0	0
		TOTAL	1	4	5	5	0	0
21	Mandya	URBAN	2	1	3	3	0	0
		RURAL	0	0	0	0	0	0
		TOTAL	2	1	3	3	0	0
22	Mysuru	URBAN	169	106	275	270	0	5
		RURAL	0	0	0	0	0	0
		TOTAL	169	106	275	270	0	5
23	Raichur	URBAN	20	34	54	52	0	2
		RURAL	1	0	1	1	0	0

TABLE S-1: STILL BIRTHS BY PLACE OF OCCURRENCE IN DISTRICTS (RURAL & URBAN) - 2022

Sl. No.	District		Still Births by Place of Occurrence			Place of Residence of Mother		Place of Residence Outside the State
			Male	Female	Total	Within the Area	Outside the Area	
1	2		3	4	5	6	7	8
		TOTAL	21	34	55	53	0	2
24	Ramanagara	URBAN	7	8	15	15	0	0
		RURAL	0	1	1	1	0	0
		TOTAL	7	9	16	16	0	0
25	Shivamogga	URBAN	20	17	37	37	0	0
		RURAL	0	0	0	0	0	0
		TOTAL	20	17	37	37	0	0
26	Tumakuru	URBAN	149	116	265	255	0	10
		RURAL	1	1	2	2	0	0
		TOTAL	150	117	267	257	0	10
27	Udupi	URBAN	33	28	61	60	0	1
		RURAL	1	1	2	2	0	0
		TOTAL	34	29	63	62	0	1
28	Uttara Kannada	URBAN	54	39	93	91	0	2
		RURAL	6	3	9	8	0	1
		TOTAL	60	42	102	99	0	3
29	VIJAYANAGARA	URBAN	19	11	30	30	0	0
		RURAL	5	0	5	5	0	0
		TOTAL	24	11	35	35	0	0
30	Vijayapura	URBAN	24	14	38	37	0	1
		RURAL	4	1	5	4	0	1
		TOTAL	28	15	43	41	0	2
31	Yadgir	URBAN	0	0	0	0	0	0
		RURAL	0	0	0	0	0	0
		TOTAL	0	0	0	0	0	0
	State	URBAN	1995	1663	3658	3511	0	147
		RURAL	46	44	90	84	0	6
		TOTAL	2041	1707	3748	3595	0	153

TABLE S-2 : STILL BIRTHS BY PLACE OF RESIDENCE IN DISTRICTS (RURAL & URBAN) - 2022

Sl. No.	District		Still Births by Place of Residence of Mother			Still Birth Rate	Place of Occurrence of the Still Birth	
			Male	Female	Total		Within the Area	Outside the Area
1	2		3	4	5	6	7	8
1	Bagalkot	URBAN	71	74	145	14.70	145	0
		RURAL	0	0	0	0.00	0	0
		TOTAL	71	74	145	3.94	145	0
2	Ballari	URBAN	117	115	232	19.58	232	0
		RURAL	7	3	10	0.50	10	0
		TOTAL	124	118	242	7.55	242	0
3	Belagavi	URBAN	19	22	41	1.94	41	0
		RURAL	4	1	5	0.09	5	0
		TOTAL	23	23	46	0.58	46	0
4	Bengaluru	URBAN	79	65	144	1.33	144	0
		RURAL	0	0	0	0.00	0	0
		TOTAL	79	65	144	1.11	144	0
5	Bengaluru Rural	URBAN	18	8	26	4.72	26	0
		RURAL	0	0	0	0.00	0	0
		TOTAL	18	8	26	1.82	26	0
6	Bidar	URBAN	66	46	112	10.56	112	0
		RURAL	0	1	1	0.04	1	0
		TOTAL	66	47	113	3.14	113	0
7	Chamarajanagar	URBAN	36	21	57	20.10	57	0
		RURAL	0	1	1	0.13	1	0
		TOTAL	36	22	58	5.56	58	0
8	Chikkaballapura	URBAN	32	30	62	13.75	62	0
		RURAL	0	1	1	0.05	1	0
		TOTAL	32	31	63	2.66	63	0
9	Chikkamagaluru	URBAN	30	30	60	14.78	60	0
		RURAL	0	0	0	0.00	0	0
		TOTAL	30	30	60	4.56	60	0
10	Chitradurga	URBAN	128	121	249	46.27	249	0
		RURAL	2	3	5	0.22	5	0
		TOTAL	130	124	254	8.94	254	0
11	Dakshina Kannada	URBAN	119	92	211	16.01	211	0
		RURAL	0	0	0	0.00	0	0
		TOTAL	119	92	211	7.37	211	0
12	Davanagere	URBAN	128	110	238	23.14	238	0
		RURAL	0	0	0	0.00	0	0
		TOTAL	128	110	238	8.88	238	0
13	Dharwad	URBAN	282	237	519	41.78	519	0
		RURAL	0	2	2	0.11	2	0
		TOTAL	282	239	521	16.67	521	0

TABLE S-2 : STILL BIRTHS BY PLACE OF RESIDENCE IN DISTRICTS (RURAL & URBAN) - 2022

Sl. No.	District		Still Births by Place of Residence of Mother			Still Birth Rate	Place of Occurrence of the Still Birth	
			Male	Female	Total		Within the Area	Outside the Area
1	2		3	4	5	6	7	8
14	Gadag	URBAN	89	73	162	28.96	162	0
		RURAL	2	6	8	0.60	8	0
		TOTAL		91	79	170	9.01	170
15	Hassan	URBAN	3	3	6	0.97	6	0
		RURAL	1	2	3	0.18	3	0
		TOTAL		4	5	9	0.39	9
16	Haveri	URBAN	85	73	158	24.86	158	0
		RURAL	2	4	6	0.30	6	0
		TOTAL		87	77	164	6.27	164
17	Kalaburagi	URBAN	99	64	163	6.66	163	0
		RURAL	5	8	13	0.34	13	0
		TOTAL		104	72	176	2.81	176
18	Kodagu	URBAN	0	0	0	0.00	0	0
		RURAL	0	1	1	0.16	1	0
		TOTAL		0	1	1	0.13	1
19	Kolar	URBAN	31	43	74	8.37	74	0
		RURAL	1	1	2	0.15	2	0
		TOTAL		32	44	76	3.46	76
20	Koppal	URBAN	0	2	2	0.33	2	0
		RURAL	1	2	3	0.13	3	0
		TOTAL		1	4	5	0.17	5
21	Mandya	URBAN	2	1	3	0.61	3	0
		RURAL	0	0	0	0.00	0	0
		TOTAL		2	1	3	0.14	3
22	Mysuru	URBAN	166	104	270	13.36	270	0
		RURAL	0	0	0	0.00	0	0
		TOTAL		166	104	270	7.03	270
23	Raichur	URBAN	20	32	52	4.80	52	0
		RURAL	1	0	1	0.03	1	0
		TOTAL		21	32	53	1.11	53
24	Ramanagara	URBAN	7	8	15	3.43	15	0
		RURAL	0	1	1	0.11	1	0
		TOTAL		7	9	16	1.16	16
25	Shivamogga	URBAN	20	17	37	3.18	37	0
		RURAL	0	0	0	0.00	0	0
		TOTAL		20	17	37	1.51	37

TABLE S-2 : STILL BIRTHS BY PLACE OF RESIDENCE IN DISTRICTS (RURAL & URBAN) - 2022

Sl. No.	District		Still Births by Place of Residence of Mother			Still Birth Rate	Place of Occurrence of the Still Birth	
			Male	Female	Total		Within the Area	Outside the Area
1	2		3	4	5	6	7	8
26	Tumakuru	URBAN	145	110	255	25.03	255	0
		RURAL	1	1	2	0.08	2	0
		TOTAL	146	111	257	7.17	257	0
27	Udupi	URBAN	33	27	60	11.69	60	0
		RURAL	1	1	2	0.25	2	0
		TOTAL	34	28	62	4.76	62	0
28	Uttara Kannada	URBAN	54	37	91	16.04	91	0
		RURAL	6	2	8	0.61	8	0
		TOTAL	60	39	99	5.25	99	0
29	Vijayanagara	URBAN	19	11	30	4.69	30	0
		RURAL	5	0	5	0.26	5	0
		TOTAL	24	11	35	1.38	35	0
30	Vijayapura	URBAN	23	14	37	2.80	37	0
		RURAL	3	1	4	0.12	4	0
		TOTAL	26	15	41	0.89	41	0
31	Yadgir	URBAN	0	0	0	0.00	0	0
		RURAL	0	0	0	0.00	0	0
		TOTAL	0	0	0	0.00	0	0
32	Others	URBAN	74	73	147	0	147	
		RURAL	4	2	6	0	6	
		TOTAL	78	75	153		153	0
	State	URBAN	1995	1663	3658	9.31	3658	0
		RURAL	46	44	90	0.14	90	0
		TOTAL	2041	1707	3748	3.62	3748	0

TABLE S-3 : STILL BIRTHS BY SEX AND AGE OF MOTHER (RURAL & URBAN) - 2022

Still Births									
Age of Mother	RURAL AREAS			URBAN AREAS			ALL AREAS		
	Male	Female	Total	Male	Female	Total	Male	Female	Total
1	2	3	5	6	7	9	10	11	13
Below 15	0	0	0	1	0	1	1	0	1
15 - 19	7	6	13	142	113	255	149	119	268
20 - 24	16	22	38	723	671	1394	739	693	1432
25 - 29	14	7	21	663	526	1189	677	533	1210
30 - 34	6	9	15	330	244	574	336	253	589
35 - 39	2	0	2	117	90	207	119	90	209
40 - 44	1	0	1	16	17	33	17	17	34
Not Stated	0	0	0	3	2	5	3	2	5
TOTAL	46	44	90	1995	1663	3658	2041	1707	3748

TABLE S-4: STILL BIRTHS BY SEX AND DURATION OF PREGNANCY (RURAL & URBAN) - 2022

Still Births									
Duration of pregnancy (in weeks)	RURAL AREAS			URBAN AREAS			ALL AREAS		
	Male	Female	Total	Male	Female	Total	Male	Female	Total
1	2	3	5	6	7	9	10	11	13
<32	7	6	13	577	529	1106	584	535	1119
32 - 36	19	11	30	694	537	1231	713	548	1261
37 - 39	16	21	37	626	511	1137	642	532	1174
40	3	6	9	79	66	145	82	72	154
41+	1	0	1	19	20	39	20	20	40
Not Stated	0	0	0	0	0	0	0	0	0
Total	46	44	90	1995	1663	3658	2041	1707	3748

TABLE S-5 : STILL BIRTHS BY TYPE OF ATTENTION RECEIVED AT DELIVERY (RURAL & URBAN) - 2022

Sl. No.	Rural/Urban	Type of Attention at Delivery						Total
		Institutional		Doctor, Nurse & Trained Midwife	Traditional Birth Attendant	Relatives & Others	Not Stated	
		Govt.	Private & Non-Govt					
1	2	3	4	5	6	7	8	9
	RURAL	90	0	0	0	0	0	90
	URBAN							
	Towns with Population one lakh and above							
1	Belgaum (M Corp. + OG)	5	0	0	0	0	0	5
2	Bagalkot (CMC)	107	0	0	0	0	0	107
3	Vijayapura	0	0	0	0	0	0	0
4	Bidar (CMC + OG)	134	0	0	0	0	0	134
5	Raichur (CMC)	38	0	0	0	0	0	38
6	Gangawati (CMC + OG)	2	0	0	0	0	0	2
7	Gadag-Betigeri (CMC)	145	0	0	0	0	0	145
8	Hubli-Dharwad (M Corp.)	510	0	0	0	0	0	510
9	Ranibennur (CMC)	25	0	0	0	0	0	25
10	Ballari	235	0	0	0	0	0	235
11	Chitradurga (CMC + OG)	250	0	0	0	0	0	250
12	Davanagere (M Corp.)	234	0	0	0	0	0	234
13	Shimoga (CMC)	0	0	0	0	0	0	0
14	Bhadravati (CMC)	0	0	0	0	0	0	0
15	Udupi (CMC + OG)	58	0	0	0	0	0	58
16	Chikmagalur (CMC)	34	0	0	0	0	0	34
17	Tumakuru (CMC)	205	0	0	0	0	0	205
18	BBMP	134	0	0	0	0	0	134
19	Mandya (CMC)	0	0	0	0	0	0	0
20	Hassan (CMC + OG)	6	0	0	0	0	0	6
21	Mangalore (M Corp. + OG)	164	0	0	0	0	0	164
22	Mysuru	260	0	0	0	0	0	260
23	Kalaburgi	171	0	0	0	0	0	171
24	Kolar	74	0	0	0	0	0	74
25	Robertson Pet (CMC + OG)	0	0	0	0	0	0	0
26	Hospet (CMC)	0	0	0	0	0	0	0
	ALL OTHER URBAN AREAS	867	0	0	0	0	0	867
	URBAN TOTAL	3658	0	0	0	0	0	3658
	STATE TOTAL	3748	0	0	0	0	0	3748

TABLE S-6 : STILL BIRTHS BY CAUSE OF STILL BIRTHS AND AGE OF MOTHER - 2022

Sl. No	Cause of Still Birth	Age of Mother									Total
		Below 15	15-19	20-24	25-29	30-34	35-39	40-44	45 & Above	Age Not Stated	
1	2	3	4	5	6	7	8	9	10	11	12
	All Area										
1	CHOLERA	0	0	0	0	0	0	0	0	0	0
2	TYPHOID FEVER AND PARATYPHOID FEVERS	0	0	0	0	0	0	0	0	0	0
3	FOOD POISONING	0	0	0	0	0	0	0	0	0	0
4	DIARRHOEA AND GASTROENTERITIS OF PRESUMED INFECTIOUS ORIGIN	0	0	0	0	0	0	0	0	0	0
5	RESPIRATORY TUBERCULOSIS	0	0	0	0	0	0	0	0	0	0
6	Leprosy	0	0	0	0	0	0	0	0	0	0
7	DIPHTHERIA	0	0	0	0	0	0	0	0	0	0
8	WHOOPING COUGH	0	0	0	0	0	0	0	0	0	0
9	OTHER TETANUS	0	1	0	1	3	0	0	0	0	5
10	Acute Polimyelitis	0	0	0	0	0	0	0	0	0	0
11	Measeles	0	3	6	2	1	0	0	0	0	12
12	RABIES	0	0	0	0	0	0	0	0	0	0
13	MALARIA	0	0	0	0	0	0	0	0	0	0
14	OTHER AND UNSPECIFIED NEOPLASM	0	1	2	0	1	0	0	0	0	4
15	DIABETES MELLITUS	0	0	1	1	2	2	1	0	0	7
16	OTHER ANAEMIAS(D50-D55,D57-D64)	0	2	14	4	2	2	0	0	0	24
17	OTHER VIRAL ENCEPHALITIS	0	0	0	0	0	0	0	0	0	0
18	OTHER FORMS OF HEART DISEASES	0	0	5	8	0	1	0	0	0	14
19	PNEUMONIA	0	0	3	4	0	1	0	0	0	8
20	INFLUENZA	0	0	2	3	0	2	0	0	0	7
21	ASTHMA	0	26	4	0	0	1	0	0	0	31
22	OTHER VIRAL HEPATITIS (Jaundice)	0	1	0	0	1	0	0	0	0	2
23	DISEASES OF THE LIVER	0	0	0	0	0	0	0	0	0	0
24	GASTRIC AND DUODENAL ULCER	0	0	0	0	0	0	0	0	0	0
25	DISEASES OF APPENDIX	0	0	0	0	0	0	0	0	0	0
26	Genital Urinary system	0	0	0	0	0	0	0	0	0	0
27	SPONTANEOUS ABORTION	0	0	0	0	0	0	0	0	0	0
28	OBSTRUCTED LABOUR	1	96	597	502	250	79	11	0	3	1539
29	BIRTH TRAUMA	0	27	156	124	50	20	4	0	0	381
30	CEREBROVASCULAR DISEASES	0	0	0	0	0	0	0	0	0	0
31	SENILITY	0	0	0	0	0	0	0	0	0	0
32	Others not else where classified	0	72	444	421	234	80	14	1	1	1267
33	BITES OF SNAKES AND OTHER VENOMOUS ANIMALS	0	0	1	0	0	0	0	0	0	1
34	BURNS AND CORROSIONS	0	0	0	1	0	1	0	0	0	2
35	ACCIDENTAL FALLS	0	0	0	0	0	0	0	0	0	0
36	POISONINGS BY DRUGS AND BIOLOGICAL SUBSTANCES,AND TOXIC EFFECTS	0	0	0	0	0	0	0	0	0	0
37	MOTOR VEHICLE TRAFFIC ACCIDENTS	0	0	0	0	0	0	0	0	0	0
38	OTHER ROAD VEHICLE ACCIDENTS	0	0	0	0	0	0	0	0	0	0
39	INTENTIONAL SELF-HARM(SUICIDE-ATTEMPTED)	0	0	0	0	0	0	0	0	0	0
40	ASSAULT(HOMICIDE)	0	0	0	0	0	0	0	0	0	0
41	Not Stated	0	0	0	0	0	0	0	0	0	0
42	Viral Fever	0	0	0	0	0	0	0	0	0	0
43	RENAL FAILURE and OTHER DISORDERS OF KIDNEY AND URETER	0	0	0	0	0	0	0	0	0	0
44	SEPTICAEMIA	0	0	0	0	0	0	0	0	0	0
45	Syphillis	0	0	0	0	0	0	0	0	0	0
46	COVID 19 VIRUS IDENTIFIED	0	0	0	0	2	0	0	0	0	2
47	TUBERCULOSIS OF OTHER ORGANS AND MILIARY TUBERCULOSIS	0	0	0	0	0	0	0	0	0	0
48	NEONATAL TETANUS	0	2	11	5	3	1	0	0	0	22
49	HUMAN IMMUNODEFICIENCY VIRUS[HIV]DISEASE	0	0	0	0	0	0	0	0	0	0
50	MALIGNANT NEOPLASMS OF LIP, ORAL CAVITY AND PHARYNX	0	0	0	0	0	0	0	0	0	0
51	MALIGNANT NEOPLASM OF OESOPHAGUS	0	0	0	0	0	0	0	0	0	0
52	MALIGNANT NEOPLASM OF STOMACH	0	0	0	0	0	0	0	0	0	0
53	MALIGNANT NEOPLASMS OF LIVER AND INTRAHEPATIC BILE DUCTS	0	0	0	0	0	0	0	0	0	0

TABLE S-6 : STILL BIRTHS BY CAUSE OF STILL BIRTHS AND AGE OF MOTHER - 2022

Sl. No	Cause of Still Birth	Age of Mother									Total
		Below 15	15-19	20-24	25-29	30-34	35-39	40-44	45 & Above	Age Not Stated	
1	2	3	4	5	6	7	8	9	10	11	12
54	MALIGNANT NEOPLASMS OF LARYNX, TRACHEA, BRONCHUS AND LUNG	0	0	0	0	0	0	0	0	0	0
55	MALIGNANT NEOPLASM OF BREAST	0	0	0	0	0	0	0	0	0	0
56	OTHER MALIGNANT NEOPLASM OF FEMALE GENITAL ORGANS	0	0	0	0	0	0	0	0	0	0
57	MALIGNANT NEOPLASM OF PROSTATE	0	0	0	0	0	0	0	0	0	0
58	MALIGNANT NEOPLASM OF BLADDER	0	0	0	0	0	0	0	0	0	0
59	MALIGNANT NEOPLASMS OF MENINGES,BRAIN AND OTHER PARTS OF CENTRAL NERVOUS	0	0	0	0	0	0	0	0	0	0
60	LEUKAEMIA	0	0	0	0	0	0	0	0	0	0
61	OTHER PROTEIN-ENERGY MALNUTRITION	0	0	0	0	0	0	0	0	0	0
62	DISORDERS OF THYROID GLAND	0	0	0	0	0	0	0	0	0	0
63	SCHIZOPHRENIA, SCHIZOTYPAL & DELUSIONA and MENTAL BEHAVIOURAL DISORDERS	0	0	0	0	0	0	0	0	0	0
64	OTHER INFLAMMATORY DISEASES OF THE CENTRAL NERVOUS SYSTEM	0	0	0	0	0	0	0	0	0	0
65	EPILEPSY	0	0	0	0	0	0	0	0	0	0
66	HYPERTENSIVE HEART DISEASES	0	0	0	0	0	0	0	0	0	0
67	ACUTE MYOCARDIAL INFARCTION	0	0	0	0	0	0	0	0	0	0
68	ARTERIAL EMBOLISM AND THROMBOSIS,PHLEBITIS,THROMBOPHLEBITIS,VENOUS EMBOLISM AND THROMBOSIS	0	0	0	0	0	0	0	0	0	0
69	BRONCHITIS ,BRONCHIOLITIS and UNSPECIFIED EMPHYSEMA	0	2	1	4	0	0	0	0	0	7
70	PLEURISY	0	0	0	0	0	0	0	0	0	0
71	PARALYTIC ILEUS AND INTESTINAL OBSTRUCTION WITHOUT HERNIA	0	0	0	0	0	0	0	0	0	0
72	PERITONITIS	0	0	0	0	0	0	0	0	0	0
73	CHOLELITHIASIS AND CHOLECYSTITIS	0	0	0	2	0	0	0	0	0	2
74	DISORDERS OF THE PANCREAS	0	0	0	0	0	0	0	0	0	0
75	RHEUMATOID ARTHRITIS AND OTHER INFLAMMATORY POLYARTHRITIS	0	0	0	0	0	0	0	0	0	0
76	MEDICAL ABORTION	0	7	14	17	3	3	0	0	0	44
77	SLOW FETAL GROWTH,FETAL MALNUTRITION AND IMMATUREITY	0	1	3	4	4	1	0	0	0	13
78	HYPOXIA,BIRTH ASPHYXIA AND OTHER RESPIRATORY CONDITIONS	0	26	166	101	33	15	4	0	0	345
79	HAEMOLYTIC DISEASE OF FETUS AND NEW-BORN	0	1	2	6	0	0	0	0	0	9
80	OTHER PERINATAL JAUNDICE	0	0	0	0	0	0	0	0	0	0
81	SPINA BIFIDA	0	0	0	0	0	0	0	0	0	0
82	FEVER OF UNKNOWN ORIGIN	0	0	0	0	0	0	0	0	0	0
83	SHOCK, NOT ELSEWHERE CLASSIFIED	0	0	0	0	0	0	0	0	0	0
84	FRACTURE OF SKULL AND FACIAL BONES	0	0	0	0	0	0	0	0	0	0
85	FRACTURE OF NECK,THORAX OR PELVIS	0	0	0	0	0	0	0	0	0	0
86	FRACTURE OF UPPER LIMB	0	0	0	0	0	0	0	0	0	0
87	FRACTURE OF LOWER LIMB	0	0	0	0	0	0	0	0	0	0
88	FRACTURES INVOLVING MULTIPLE BODY REGIONS, AND OF UNSPECIFIED BODY REGION	0	0	0	0	0	0	0	0	0	0
89	INTRACRANIAL AND INTERNAL INJURIESINCLUDING NERVES	0	0	0	0	0	0	0	0	0	0
90	CRUSHING INJURIES AND TRAUMATIC AMPUTATIONS OF SPECIFIED AND MULTIPLE BODY REGIONS	0	0	0	0	0	0	0	0	0	0
91	OTHER INJURIES OF SPECIFIED,UNSPECIFIED AND MULTIPLE BODY REGIONS	0	0	0	0	0	0	0	0	0	0
92	EFFECTS OF FOREIGN BODY ENTERING THROUGH NATURAL ORIFICE	0	0	0	0	0	0	0	0	0	0
93	RAILWAY ACCIDENTS	0	0	0	0	0	0	0	0	0	0
94	WATER TRANSPORT ACCIDENTS	0	0	0	0	0	0	0	0	0	0

TABLE S-6 : STILL BIRTHS BY CAUSE OF STILL BIRTHS AND AGE OF MOTHER - 2022

Sl. No	Cause of Still Birth	Age of Mother									Total
		Below 15	15-19	20-24	25-29	30-34	35-39	40-44	45 & Above	Age Not Stated	
1	2	3	4	5	6	7	8	9	10	11	12
95	AIR AND SPACE TRANSPORT ACCIDENTS	0	0	0	0	0	0	0	0	0	0
96	ALL OTHER TRANSPORT ACCIDENTS	0	0	0	0	0	0	0	0	0	0
97	ACCIDENTAL DROWING AND SUBMERSION	0	0	0	0	0	0	0	0	0	0
98	EXPOSURE TO SMOKE, FIRE AND FLAMES	0	0	0	0	0	0	0	0	0	0
99	MISADVENTURES TO PATIENTS DURING MEDICAL AND SURGICAL CARE	0	0	0	0	0	0	0	0	0	0
100	ACCIDENTS CAUSED BY MACHINERY,AND BY CUTTING PIERCING INSTRUMENTS	0	0	0	0	0	0	0	0	0	0
101	ACCIDENTS CAUSED BY FIREARM MISSILE	0	0	0	0	0	0	0	0	0	0
102	ACCIDENTAL POISONING BY AND EXPOSURE TO NOXIOUS SUBSTANCES	0	0	0	0	0	0	0	0	0	0
103	OPERATIONS OF WAR	0	0	0	0	0	0	0	0	0	0
104	SUN STROKE	0	0	0	0	0	0	0	0	0	0
105	COVID 19 VIRUS NOT IDENTIFIED CLINICALLY	0	0	0	0	0	0	0	0	0	0
106	DENGUE FEVER	0	0	0	0	0	0	0	0	0	0
	TOTAL	1	268	1432	1210	589	209	34	1	4	3748
	Urban										
1	CHOLERA	0	0	0	0	0	0	0	0	0	0
2	TYPHOID FEVER AND PARATYPHOID FEVERS	0	0	0	0	0	0	0	0	0	0
3	FOOD POISONING	0	0	0	0	0	0	0	0	0	0
4	DIARRHOEA AND GASTROENTERITIS OF PRESUMED INFECTIOUS ORIGIN	0	0	0	0	0	0	0	0	0	0
5	RESPIRATORY TUBERCULOSIS	0	0	0	0	0	0	0	0	0	0
6	Leprosy	0	0	0	0	0	0	0	0	0	0
7	DIPHTHERIA	0	0	0	0	0	0	0	0	0	0
8	WHOOPING COUGH	0	0	0	0	0	0	0	0	0	0
9	OTHER TETANUS	0	1	0	1	3	0	0	0	0	5
10	Acute Polimyelitis	0	0	0	0	0	0	0	0	0	0
11	Measeles	0	3	6	2	1	0	0	0	0	12
12	RABIES	0	0	0	0	0	0	0	0	0	0
13	MALARIA	0	0	0	0	0	0	0	0	0	0
14	OTHER AND UNSPECIFIED NEOPLASM	0	1	2	0	1	0	0	0	0	4
15	DIABETES MELLITUS	0	0	1	1	2	2	1	0	0	7
16	OTHER ANAEMIAS(D50-D55,D57-D64)	0	2	14	4	2	2	0	0	0	24
17	OTHER VIRAL ENCEPHALITIS	0	0	0	0	0	0	0	0	0	0
18	OTHER FORMS OF HEART DISEASES	0	0	5	8	0	1	0	0	0	14
19	PNEUMONIA	0	0	3	4	0	1	0	0	0	8
20	INFLUENZA	0	0	2	3	0	2	0	0	0	7
21	ASTHMA	0	26	4	0	0	1	0	0	0	31
22	OTHER VIRAL HEPATITIS (Jaundice)	0	1	0	0	1	0	0	0	0	2
23	DISEASES OF THE LIVER	0	0	0	0	0	0	0	0	0	0
24	GASTRIC AND DUODENAL ULCER	0	0	0	0	0	0	0	0	0	0
25	DISEASES OF APPENDIX	0	0	0	0	0	0	0	0	0	0
26	Genital Urinary system	0	0	0	0	0	0	0	0	0	0
27	SPONTANEOUS ABORTION	0	0	0	0	0	0	0	0	0	0
28	OBSTRUCTED LABOUR	1	89	578	490	246	77	10	0	3	1494
29	BIRTH TRAUMA	0	27	156	123	50	20	4	0	0	380
30	CEREBROVASCULAR DISEASES	0	0	0	0	0	0	0	0	0	0
31	SENILITY	0	0	0	0	0	0	0	0	0	0
32	Others not else where classified	0	68	426	414	224	80	14	1	1	1228
33	BITES OF SNAKES AND OTHER VENOMOUS ANIMALS	0	0	1	0	0	0	0	0	0	1
34	BURNS AND CORROSIONS	0	0	0	1	0	1	0	0	0	2
35	ACCIDENTAL FALLS	0	0	0	0	0	0	0	0	0	0
36	POISONINGS BY DRUGS AND BIOLOGICAL SUBSTANCES,AND TOXIC EFFECTS	0	0	0	0	0	0	0	0	0	0
37	MOTOR VEHICLE TRAFFIC ACCIDENTS	0	0	0	0	0	0	0	0	0	0
38	OTHER ROAD VEHICLE ACCIDENTS	0	0	0	0	0	0	0	0	0	0
39	INTENTIONAL SELF-HARM(SUICIDE-ATTEMPTED)	0	0	0	0	0	0	0	0	0	0
40	ASSAULT(HOMICIDE)	0	0	0	0	0	0	0	0	0	0

TABLE S-6 : STILL BIRTHS BY CAUSE OF STILL BIRTHS AND AGE OF MOTHER - 2022

Sl. No	Cause of Still Birth	Age of Mother									Total
		Below 15	15-19	20-24	25-29	30-34	35-39	40-44	45 & Above	Age Not Stated	
1	2	3	4	5	6	7	8	9	10	11	12
41	Not Stated	0	0	0	0	0	0	0	0	0	0
42	Viral Fever	0	0	0	0	0	0	0	0	0	0
43	RENAL FAILURE and OTHER DISORDERS OF KIDNEY AND URETER	0	0	0	0	0	0	0	0	0	0
44	SEPTICAEMIA	0	0	0	0	0	0	0	0	0	0
45	Syphilis	0	0	0	0	0	0	0	0	0	0
46	COVID 19 VIRUS IDENTIFIED	0	0	0	0	2	0	0	0	0	2
47	TUBERCULOSIS OF OTHER ORGANS AND MILIARY TUBERCULOSIS	0	0	0	0	0	0	0	0	0	0
48	NEONATAL TETANUS	0	2	11	5	3	1	0	0	0	22
49	HUMAN IMMUNODEFICIENCY VIRUS[HIV]DISEASE	0	0	0	0	0	0	0	0	0	0
50	MALIGNANT NEOPLASMS OF LIP, ORAL CAVITY AND PHARYNX	0	0	0	0	0	0	0	0	0	0
51	MALIGNANT NEOPLASM OF OESOPHAGUS	0	0	0	0	0	0	0	0	0	0
52	MALIGNANT NEOPLASM OF STOMACH	0	0	0	0	0	0	0	0	0	0
53	MALIGNANT NEOPLASMS OF LIVER AND INTRAHEPATIC BILE DUCTS	0	0	0	0	0	0	0	0	0	0
54	MALIGNANT NEOPLASMS OF LARYNX, TRACHEA, BRONCHUS AND LUNG	0	0	0	0	0	0	0	0	0	0
55	MALIGNANT NEOPLASM OF BREAST	0	0	0	0	0	0	0	0	0	0
56	OTHER MALIGNANT NEOPLASM OF FEMALE GENITAL ORGANS	0	0	0	0	0	0	0	0	0	0
57	MALIGNANT NEOPLASM OF PROSTATE	0	0	0	0	0	0	0	0	0	0
58	MALIGNANT NEOPLASM OF BLADDER	0	0	0	0	0	0	0	0	0	0
59	MALIGNANT NEOPLASMS OF MENINGES,BRAIN AND OTHER PARTS OF CENTRAL NERVOUS	0	0	0	0	0	0	0	0	0	0
60	LEUKAEMIA	0	0	0	0	0	0	0	0	0	0
61	OTHER PROTEIN-ENERGY MALNUTRITION	0	0	0	0	0	0	0	0	0	0
62	DISORDERS OF THYROID GLAND	0	0	0	0	0	0	0	0	0	0
63	SCHIZOPHRENIA, SCHIZOTYPAL & DELUSIONA and MENTAL BEHAVIOURAL DISORDERS	0	0	0	0	0	0	0	0	0	0
64	OTHER INFLAMMATORY DISEASES OF THE CENTRAL NERVOUS SYSTEM	0	0	0	0	0	0	0	0	0	0
65	EPILEPSY	0	0	0	0	0	0	0	0	0	0
66	HYPERTENSIVE HEART DISEASES	0	0	0	0	0	0	0	0	0	0
67	ACUTE MYOCARDIAL INFARCTION	0	0	0	0	0	0	0	0	0	0
68	ARTERIAL EMBOLISM AND THROMBOSIS,PHLEBITIS,THROMBOPHLEBITIS,VENOUS EMBOLISM AND THROMBOSIS	0	0	0	0	0	0	0	0	0	0
69	BRONCHITIS ,BRONCHIOLITIS and UNSPECIFIED EMPHYSEMA	0	1	1	4	0	0	0	0	0	6
70	PLEURISY	0	0	0	0	0	0	0	0	0	0
71	PARALYTIC ILEUS AND INTESTINAL OBSTRUCTION WITHOUT HERNIA	0	0	0	0	0	0	0	0	0	0
72	PERITONITIS	0	0	0	0	0	0	0	0	0	0
73	CHOLELITHIASIS AND CHOLECYSTITIS	0	0	0	2	0	0	0	0	0	2
74	DISORDERS OF THE PANCREAS	0	0	0	0	0	0	0	0	0	0
75	RHEUMATOID ARTHRITIS AND OTHER INFLAMMATORY POLYARTHRITIS	0	0	0	0	0	0	0	0	0	0
76	MEDICAL ABORTION	0	7	14	17	3	3	0	0	0	44
77	SLOW FETAL GROWTH,FETAL MALNUTRITION AND IMMATURITY	0	1	2	3	3	1	0	0	0	10
78	HYPOXIA,BIRTH ASPHYXIA AND OTHER RESPIRATORY CONDITIONS	0	25	166	101	33	15	4	0	0	344
79	HAEMOLYTIC DISEASE OF FETUS AND NEW-BORN	0	1	2	6	0	0	0	0	0	9
80	OTHER PERINATAL JAUNDICE	0	0	0	0	0	0	0	0	0	0
81	SPINA BIFIDA	0	0	0	0	0	0	0	0	0	0
82	FEVER OF UNKNOWN ORIGIN	0	0	0	0	0	0	0	0	0	0
83	SHOCK, NOT ELSEWHERE CLASSIFIED	0	0	0	0	0	0	0	0	0	0
84	FRACTURE OF SKULL AND FACIAL BONES	0	0	0	0	0	0	0	0	0	0

TABLE S-6 : STILL BIRTHS BY CAUSE OF STILL BIRTHS AND AGE OF MOTHER - 2022

Sl. No	Cause of Still Birth	Age of Mother									Total
		Below 15	15-19	20-24	25-29	30-34	35-39	40-44	45 & Above	Age Not Stated	
1	2	3	4	5	6	7	8	9	10	11	12
85	FRACTURE OF NECK, THORAX OR PELVIS	0	0	0	0	0	0	0	0	0	0
86	FRACTURE OF UPPER LIMB	0	0	0	0	0	0	0	0	0	0
87	FRACTURE OF LOWER LIMB	0	0	0	0	0	0	0	0	0	0
88	FRACTURES INVOLVING MULTIPLE BODY REGIONS, AND OF UNSPECIFIED BODY REGION	0	0	0	0	0	0	0	0	0	0
89	INTRACRANIAL AND INTERNAL INJURIES INCLUDING NERVES	0	0	0	0	0	0	0	0	0	0
90	CRUSHING INJURIES AND TRAUMATIC AMPUTATIONS OF SPECIFIED AND MULTIPLE BODY REGIONS	0	0	0	0	0	0	0	0	0	0
91	OTHER INJURIES OF SPECIFIED, UNSPECIFIED AND MULTIPLE BODY REGIONS	0	0	0	0	0	0	0	0	0	0
92	EFFECTS OF FOREIGN BODY ENTERING THROUGH NATURAL ORIFICE	0	0	0	0	0	0	0	0	0	0
93	RAILWAY ACCIDENTS	0	0	0	0	0	0	0	0	0	0
94	WATER TRANSPORT ACCIDENTS	0	0	0	0	0	0	0	0	0	0
95	AIR AND SPACE TRANSPORT ACCIDENTS	0	0	0	0	0	0	0	0	0	0
96	ALL OTHER TRANSPORT ACCIDENTS	0	0	0	0	0	0	0	0	0	0
97	ACCIDENTAL DROWING AND SUBMERSION	0	0	0	0	0	0	0	0	0	0
98	EXPOSURE TO SMOKE, FIRE AND FLAMES	0	0	0	0	0	0	0	0	0	0
99	MISADVENTURES TO PATIENTS DURING MEDICAL AND SURGICAL CARE	0	0	0	0	0	0	0	0	0	0
100	ACCIDENTS CAUSED BY MACHINERY, AND BY CUTTING PIERCING INSTRUMENTS	0	0	0	0	0	0	0	0	0	0
101	ACCIDENTS CAUSED BY FIREARM MISSILE	0	0	0	0	0	0	0	0	0	0
102	ACCIDENTAL POISONING BY AND EXPOSURE TO NOXIOUS SUBSTANCES	0	0	0	0	0	0	0	0	0	0
103	OPERATIONS OF WAR	0	0	0	0	0	0	0	0	0	0
104	SUN STROKE	0	0	0	0	0	0	0	0	0	0
105	COVID 19 VIRUS NOT IDENTIFIED CLINICALLY	0	0	0	0	0	0	0	0	0	0
106	DENGUE FEVER	0	0	0	0	0	0	0	0	0	0
	TOTAL	1	255	1394	1189	574	207	33	1	4	3658
	Rural										
1	CHOLERA	0	0	0	0	0	0	0	0	0	0
2	TYPHOID FEVER AND PARATYPHOID FEVERS	0	0	0	0	0	0	0	0	0	0
3	FOOD POISONING	0	0	0	0	0	0	0	0	0	0
4	DIARRHOEA AND GASTROENTERITIS OF PRESUMED INFECTIOUS ORIGIN	0	0	0	0	0	0	0	0	0	0
5	RESPIRATORY TUBERCULOSIS	0	0	0	0	0	0	0	0	0	0
6	Leprosy	0	0	0	0	0	0	0	0	0	0
7	DIPHTHERIA	0	0	0	0	0	0	0	0	0	0
8	WHOOPING COUGH	0	0	0	0	0	0	0	0	0	0
9	OTHER TETANUS	0	0	0	0	0	0	0	0	0	0
10	Acute Polimyelitis	0	0	0	0	0	0	0	0	0	0
11	Measeles	0	0	0	0	0	0	0	0	0	0
12	RABIES	0	0	0	0	0	0	0	0	0	0
13	MALARIA	0	0	0	0	0	0	0	0	0	0
14	OTHER AND UNSPECIFIED NEOPLASM	0	0	0	0	0	0	0	0	0	0
15	DIABETES MELLITUS	0	0	0	0	0	0	0	0	0	0
16	OTHER ANAEMIAS(D50-D55,D57-D64)	0	0	0	0	0	0	0	0	0	0
17	OTHER VIRAL ENCEPHALITIS	0	0	0	0	0	0	0	0	0	0
18	OTHER FORMS OF HEART DISEASES	0	0	0	0	0	0	0	0	0	0
19	PNEUMONIA	0	0	0	0	0	0	0	0	0	0
20	INFLUENZA	0	0	0	0	0	0	0	0	0	0
21	ASTHMA	0	0	0	0	0	0	0	0	0	0
22	OTHER VIRAL HEPATITIS (Jaundice)	0	0	0	0	0	0	0	0	0	0
23	DISEASES OF THE LIVER	0	0	0	0	0	0	0	0	0	0
24	GASTRIC AND DUODENAL ULCER	0	0	0	0	0	0	0	0	0	0
25	DISEASES OF APPENDIX	0	0	0	0	0	0	0	0	0	0

TABLE S-6 : STILL BIRTHS BY CAUSE OF STILL BIRTHS AND AGE OF MOTHER - 2022

Sl. No	Cause of Still Birth	Age of Mother									Total
		Below 15	15-19	20-24	25-29	30-34	35-39	40-44	45 & Above	Age Not Stated	
1	2	3	4	5	6	7	8	9	10	11	12
26	Genital Urinary system	0	0	0	0	0	0	0	0	0	0
27	SPONTANEOUS ABORTION	0	0	0	0	0	0	0	0	0	0
28	OBSTRUCTED LABOUR	0	7	19	12	4	2	1	0	0	45
29	BIRTH TRAUMA	0	0	0	1	0	0	0	0	0	1
30	CEREBROVASCULAR DISEASES	0	0	0	0	0	0	0	0	0	0
31	SENILITY	0	0	0	0	0	0	0	0	0	0
32	Others not else where classified	0	4	18	7	10	0	0	0	0	39
33	BITES OF SNAKES AND OTHER VENOMOUS ANIMALS	0	0	0	0	0	0	0	0	0	0
34	BURNS AND CORROSIONS	0	0	0	0	0	0	0	0	0	0
35	ACCIDENTAL FALLS	0	0	0	0	0	0	0	0	0	0
36	POISONINGS BY DRUGS AND BIOLOGICAL SUBSTANCES,AND TOXIC EFFECTS	0	0	0	0	0	0	0	0	0	0
37	MOTOR VEHICLE TRAFFIC ACCIDENTS	0	0	0	0	0	0	0	0	0	0
38	OTHER ROAD VEHICLE ACCIDENTS	0	0	0	0	0	0	0	0	0	0
39	INTENTIONAL SELF-HARM(SUICIDE-ATTEMPTED)	0	0	0	0	0	0	0	0	0	0
40	ASSAULT(HOMICIDE)	0	0	0	0	0	0	0	0	0	0
41	Not Stated	0	0	0	0	0	0	0	0	0	0
42	Viral Fever	0	0	0	0	0	0	0	0	0	0
43	RENAL FAILURE and OTHER DISORDERS OF KIDNEY AND URETER	0	0	0	0	0	0	0	0	0	0
44	SEPTICAEMIA	0	0	0	0	0	0	0	0	0	0
45	Syphilis	0	0	0	0	0	0	0	0	0	0
46	COVID 19 VIRUS IDENTIFIED	0	0	0	0	0	0	0	0	0	0
47	TUBERCULOSIS OF OTHER ORGANS AND MILIARY TUBERCULOSIS	0	0	0	0	0	0	0	0	0	0
48	NEONATAL TETANUS	0	0	0	0	0	0	0	0	0	0
49	HUMAN IMMUNODEFICIENCY VIRUS[HIV]DISEASE	0	0	0	0	0	0	0	0	0	0
50	MALIGNANT NEOPLASMS OF LIP, ORAL CAVITY AND PHARYNX	0	0	0	0	0	0	0	0	0	0
51	MALIGNANT NEOPLASM OF OESOPHAGUS	0	0	0	0	0	0	0	0	0	0
52	MALIGNANT NEOPLASM OF STOMACH	0	0	0	0	0	0	0	0	0	0
53	MALIGNANT NEOPLASMS OF LIVER AND INTRAHEPATIC BILE DUCTS	0	0	0	0	0	0	0	0	0	0
54	MALIGNANT NEOPLASMS OF LARYNX, TRACHEA, BRONCHUS AND LUNG	0	0	0	0	0	0	0	0	0	0
55	MALIGNANT NEOPLASM OF BREAST	0	0	0	0	0	0	0	0	0	0
56	OTHER MALIGNANT NEOPLASM OF FEMALE GENITAL ORGANS	0	0	0	0	0	0	0	0	0	0
57	MALIGNANT NEOPLASM OF PROSTATE	0	0	0	0	0	0	0	0	0	0
58	MALIGNANT NEOPLASM OF BLADDER	0	0	0	0	0	0	0	0	0	0
59	MALIGNANT NEOPLASMS OF MENINGES,BRAIN AND OTHER PARTS OF CENTRAL NERVOUS	0	0	0	0	0	0	0	0	0	0
60	LEUKAEMIA	0	0	0	0	0	0	0	0	0	0
61	OTHER PROTEIN-ENERGY MALNUTRITION	0	0	0	0	0	0	0	0	0	0
62	DISORDERS OF THYROID GLAND	0	0	0	0	0	0	0	0	0	0
63	SCHIZOPHRENIA, SCHIZOTYPAL & DELUSIONA and MENTAL BEHAVIOURAL DISORDERS	0	0	0	0	0	0	0	0	0	0
64	OTHER INFLAMMATORY DISEASES OF THE CENTRAL NERVOUS SYSTEM	0	0	0	0	0	0	0	0	0	0
65	EPILEPSY	0	0	0	0	0	0	0	0	0	0
66	HYPERTENSIVE HEART DISEASES	0	0	0	0	0	0	0	0	0	0
67	ACUTE MYOCARDIAL INFARCTION	0	0	0	0	0	0	0	0	0	0
68	ARTERIAL EMBOLISM AND THROMBOSISPHEBITIS,THROMBOPHLEBITIS,VENOUS EMBOLISM AND THROMBOSIS	0	0	0	0	0	0	0	0	0	0
69	BRONCHITIS ,BRONCHIOLITIS and UNSPECIFIED EMPHYSEMA	0	1	0	0	0	0	0	0	0	1
70	PLEURISY	0	0	0	0	0	0	0	0	0	0

TABLE S-6 : STILL BIRTHS BY CAUSE OF STILL BIRTHS AND AGE OF MOTHER - 2022

Sl. No	Cause of Still Birth	Age of Mother									Total
		Below 15	15-19	20-24	25-29	30-34	35-39	40-44	45 & Above	Age Not Stated	
1	2	3	4	5	6	7	8	9	10	11	12
71	PARALYTIC ILEUS AND INTESTINAL OBSTRUCTION WITHOUT HERNIA	0	0	0	0	0	0	0	0	0	0
72	PERITONITIS	0	0	0	0	0	0	0	0	0	0
73	CHOLELITHIASIS AND CHOLECYSTITIS	0	0	0	0	0	0	0	0	0	0
74	DISORDERS OF THE PANCREAS	0	0	0	0	0	0	0	0	0	0
75	RHEUMATOID ARTHRITIS AND OTHER INFLAMMATORY POLYARTHROPATHIES	0	0	0	0	0	0	0	0	0	0
76	MEDICAL ABORTION	0	0	0	0	0	0	0	0	0	0
77	SLOW FETAL GROWTH,FETAL MALNUTRITION AND IMMATURITY	0	0	1	1	1	0	0	0	0	3
78	HYPOXIA,BIRTH ASPHYXIA AND OTHER RESPIRATORY CONDITIONS	0	1	0	0	0	0	0	0	0	1
79	HAEMOLYTIC DISEASE OF FETUS AND NEW-BORN	0	0	0	0	0	0	0	0	0	0
80	OTHER PERINATAL JAUNDICE	0	0	0	0	0	0	0	0	0	0
81	SPINA BIFIDA	0	0	0	0	0	0	0	0	0	0
82	FEVER OF UNKNOWN ORIGIN	0	0	0	0	0	0	0	0	0	0
83	SHOCK, NOT ELSEWHERE CLASSIFIED	0	0	0	0	0	0	0	0	0	0
84	FRACTURE OF SKULL AND FACIAL BONES	0	0	0	0	0	0	0	0	0	0
85	FRACTURE OF NECK,THORAX OR PELVIS	0	0	0	0	0	0	0	0	0	0
86	FRACTURE OF UPPER LIMB	0	0	0	0	0	0	0	0	0	0
87	FRACTURE OF LOWER LIMB	0	0	0	0	0	0	0	0	0	0
88	FRACTURES INVOLVING MULTIPLE BODY REGIONS, AND OF UNSPECIFIED BODY REGION	0	0	0	0	0	0	0	0	0	0
89	INTRACRANIAL AND INTERNAL INJURIESINCLUDING NERVES	0	0	0	0	0	0	0	0	0	0
90	CRUSHING INJURIES AND TRAUMATIC AMPUTATIONS OF SPECIFIED AND MULTIPLE BODY REGIONS	0	0	0	0	0	0	0	0	0	0
91	OTHER INJURIES OF SPECIFIED,UNSPECIFIED AND MULTIPLE BODY REGIONS	0	0	0	0	0	0	0	0	0	0
92	EFFECTS OF FOREIGN BODY ENTERING THROUGH NATURAL ORIFICE	0	0	0	0	0	0	0	0	0	0
93	RAILWAY ACCIDENTS	0	0	0	0	0	0	0	0	0	0
94	WATER TRANSPORT ACCIDENTS	0	0	0	0	0	0	0	0	0	0
95	AIR AND SPACE TRANSPORT ACCIDENTS	0	0	0	0	0	0	0	0	0	0
96	ALL OTHER TRANSPORT ACCIDENTS	0	0	0	0	0	0	0	0	0	0
97	ACCIDENTAL DROWING AND SUBMERSION	0	0	0	0	0	0	0	0	0	0
98	EXPOSURE TO SMOKE, FIRE AND FLAMES	0	0	0	0	0	0	0	0	0	0
99	MISADVENTURES TO PATIENTS DURING MEDICAL AND SURGICAL CARE	0	0	0	0	0	0	0	0	0	0
100	ACCIDENTS CAUSED BY MACHINERY,AND BY CUTTING PIERCING INSTRUMENTS	0	0	0	0	0	0	0	0	0	0
101	ACCIDENTS CAUSED BY FIREARM MISSILE	0	0	0	0	0	0	0	0	0	0
102	ACCIDENTAL POISONING BY AND EXPOSURE TO NOXIOUS SUBSTANCES	0	0	0	0	0	0	0	0	0	0
103	OPERATIONS OF WAR	0	0	0	0	0	0	0	0	0	0
104	SUN STROKE	0	0	0	0	0	0	0	0	0	0
105	COVID 19 VIRUS NOT IDENTIFIED CLINICALLY	0	0	0	0	0	0	0	0	0	0
106	DENGUE FEVER	0	0	0	0	0	0	0	0	0	0
	TOTAL	0	13	38	21	15	2	1	0	0	90

TABLE S-7 : STILL BIRTHS BY DURATION OF PREGNANCY AND AGE OF MOTHER (RURAL & URBAN) - 2022

Sl.No	Age of Mother	Duration Pregnancy						Total
		Below 32	32-36	37-39	40	41+	Not Stated	
1	2	3	4	5	6	7	8	9
	All Area							
1	Below 15	0	1	0	0	0	0	1
2	15-19	99	83	81	5	0	0	268
3	20-24	417	469	466	65	15	0	1432
4	25-29	371	392	386	45	16	0	1210
5	30-34	159	221	170	32	7	0	589
6	35-39	65	80	58	4	2	0	209
7	40-44	7	12	12	3	0	0	34
8	45 & above	1	0	0	0	0	0	1
9	Age not Stated	0	3	1	0	0	0	4
	Total	1119	1261	1174	154	40	0	3748
	Urban Area							
1	Below 15	0	1	0	0	0	0	1
2	15-19	96	79	75	5	0	0	255
3	20-24	413	459	446	61	15	0	1394
4	25-29	369	382	379	43	16	0	1189
5	30-34	155	216	167	30	6	0	574
6	35-39	65	79	57	4	2	0	207
7	40-44	7	12	12	2	0	0	33
8	45 & above	1	0	0	0	0	0	1
9	Age not Stated	0	3	1	0	0	0	4
	Total	1106	1231	1137	145	39	0	3658
	Rural Area							
1	Below 15	0	0	0	0	0	0	0
2	15-19	3	4	6	0	0	0	13
3	20-24	4	10	20	4	0	0	38
4	25-29	2	10	7	2	0	0	21
5	30-34	4	5	3	2	1	0	15
6	35-39	0	1	1	0	0	0	2
7	40-44	0	0	0	1	0	0	1
8	45 & above	0	0	0	0	0	0	0
9	Age not Stated	0	0	0	0	0	0	0
	Total	13	30	37	9	1	0	90