

**GOVERNMENT OF KARNATAKA
POLICE DEPARTMENT**



CRIME REVIEW

AND

PERFORMANCE OF UNITS UNDER

CCTNS PROJECT

DECEMBER – 2024

POLICE 

POLICE COMPUTER WING &
STATE CRIME RECORDS BUREAU

7TH Floor, M.S. Building,
Dr.B.R.Ambedkar Road,
Bengaluru – 560001.

email:adgppcw@ksp.gov.in

INDEX

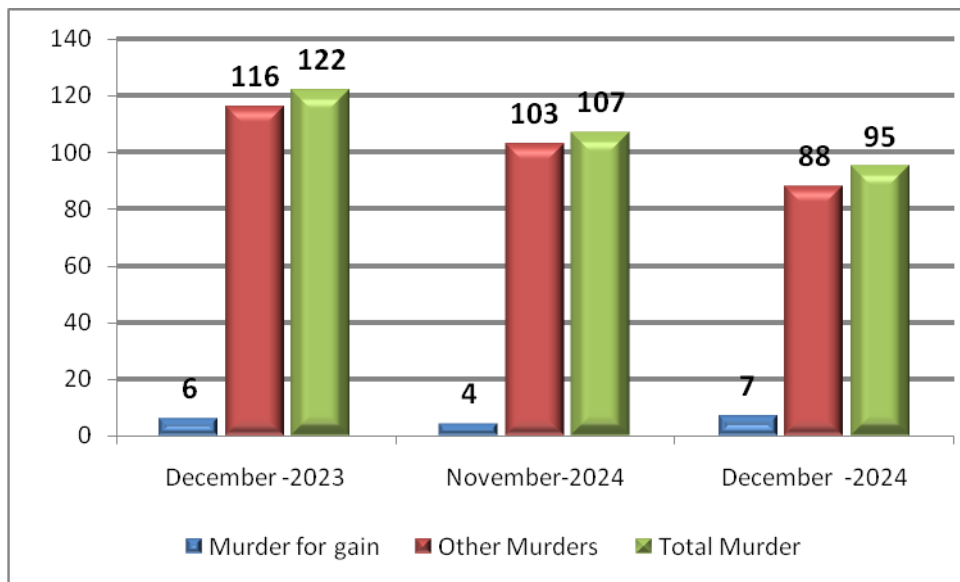
Sl. No.	CONTENTS	Page No.
1	Crime Review on – 1) Murder 2) Dacoity 3) Robbery 4) Burglary 5) Theft 6) Riots 7) Hurt 8) Spl. & local laws 9) Crime against Women 10) POCSO 11) SC & ST POA Act 12) Security cases 13) Cyber Crimes 14) Economic Offences & 15) MMDR & KMMCR 16) Motor Vehicles Theft Cases 17) NDPS Cases	1-17
2	District-wise Reported cases under various heads for the month of December – 2024	18
3	Crime Statistics – IPC Crimes	19-29
4	Crime Statistics – Special & Local laws	29-34
5	Crime Statistics – Crime against Women	34
6	Crime Statistics – Crime against Children	35
7	Crime Statistics – Crime against SC & ST	36
8	Crime Statistics – Road Accidents	37
9	Commissionerate & Range Wise IPC & SLL Cases	38
10	Commissionerate & Range Wise Major heads Cases	39 & 40
11	Unit-wise report on Receipts & Disposals under SAKALA services	41-42
12	Comparative Crime Statement – 17	43-44
13	e-Sign details – FIR & Chargesheet	45-46
14	Police IT MT Module log book details	47-49
15	Seva Sindhu – December month report	50
16	District Wise COTPA Statistics	51

CRIME REVIEW FOR THE MONTH OF DECEMBER – 2024

1. Murder

As per the review for the month 95 cases of Murder were reported (7 cases of Murder for gain) as against 107 Murder cases (4 cases of Murder for gain has been reported) in the previous month & 122 Murder cases (6 cases of Murder for gain) in the corresponding month of previous year.

Month	Year	Murder for gain	Other Murders	Total Murder
December	2024	7	88	95
November	2024	4	103	107
December	2023	6	116	122

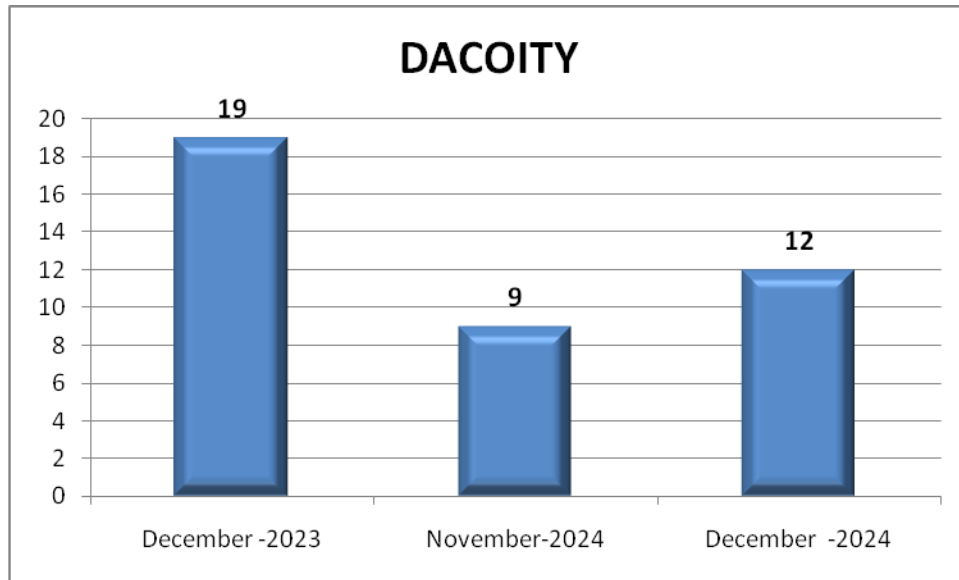


There is a decrease in the reported cases of Murder during the current month when compared to the cases of previous month and to the corresponding month of previous year.

2. Dacoity

12 cases of Dacoity were reported during the current month as against 9 cases in the previous month and 19 cases in the corresponding month of previous year.

Month	Year	Dacoity Cases
December	2024	12
November	2024	9
December	2023	19



There is an increase in the reported cases of Dacoity during the current month when compared to the cases of previous month and a decrease when compared to the corresponding month of previous year.

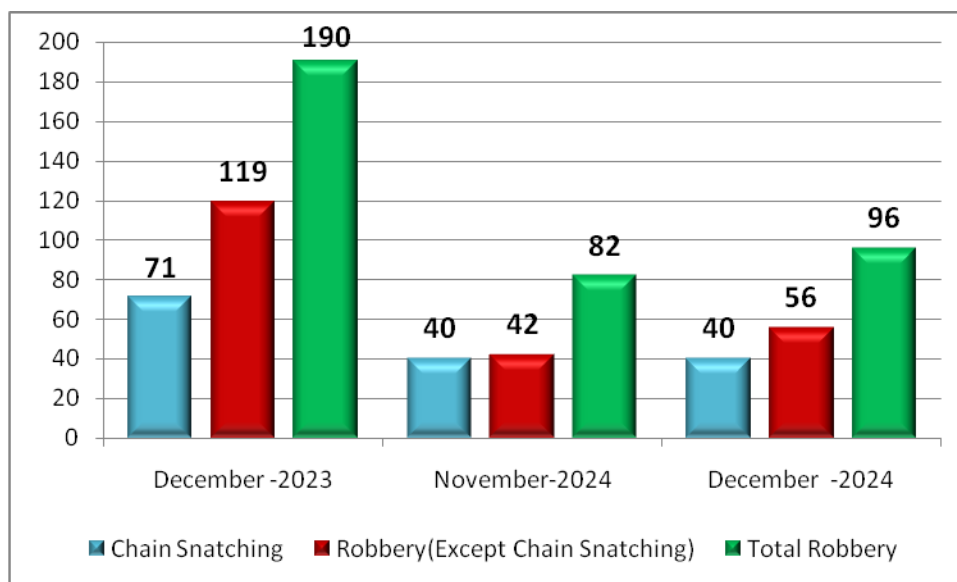
The unit wise break up of Dacoity cases for the month under review is as follows:-

Name of the unit	No. of cases	Name of the unit	No. of cases
Raichur District	3	Tumakuru District	2
Bengaluru City	1	Hubli-Dharwad City	1
Chikkaballapura District	1	Koppal District	1
Vijayapura District	1	Mandya District	1

3. Robbery

96 cases of Robbery were reported during the current month (including 40 chain snatching cases) as against 82 cases (40 cases of Chain snatching) in the previous month and 190 cases (71 cases of Chain snatching) in the corresponding month of previous year.

Month	Year	Chain Snatching	Robbery (Except Chain Snatching)	Total Robbery
December	2024	40	56	96
November	2024	40	42	82
December	2023	71	119	190



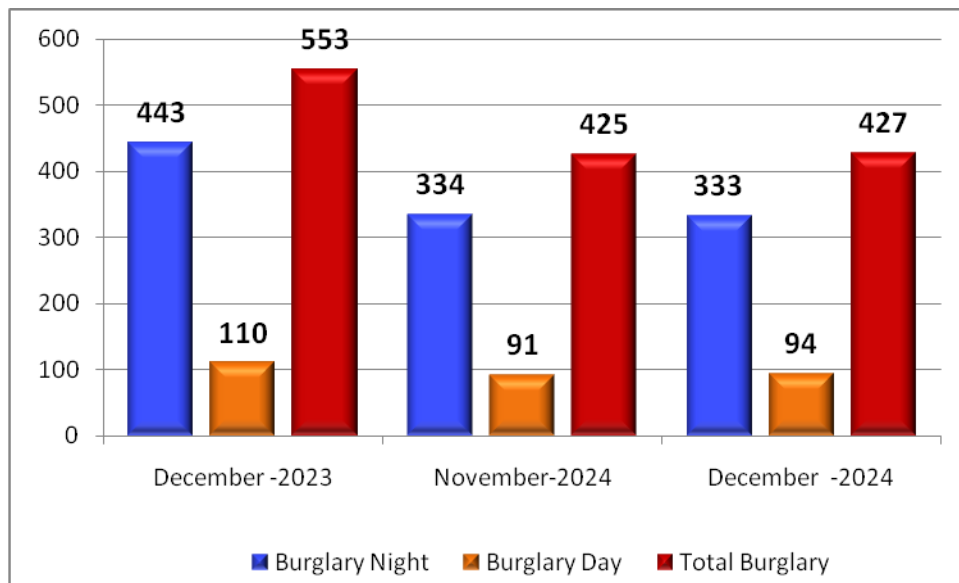
There is an increase in the number of cases reported during the current month under the head Robbery when compared to the cases of previous month and a decrease when to the corresponding month of previous year.

There is no change in the number of cases reported during the current month under Chain Snatching when compared to the cases of previous month and a decrease when compared to the corresponding month of previous year.

4. Burglary

427 cases of Burglary were reported during the month as against 425 cases in the previous month and 553 cases during the corresponding month of previous year.

Month	Year	Burglary Night	Burglary Day	Total
December	2024	333	94	427
November	2024	334	91	425
December	2023	443	110	553

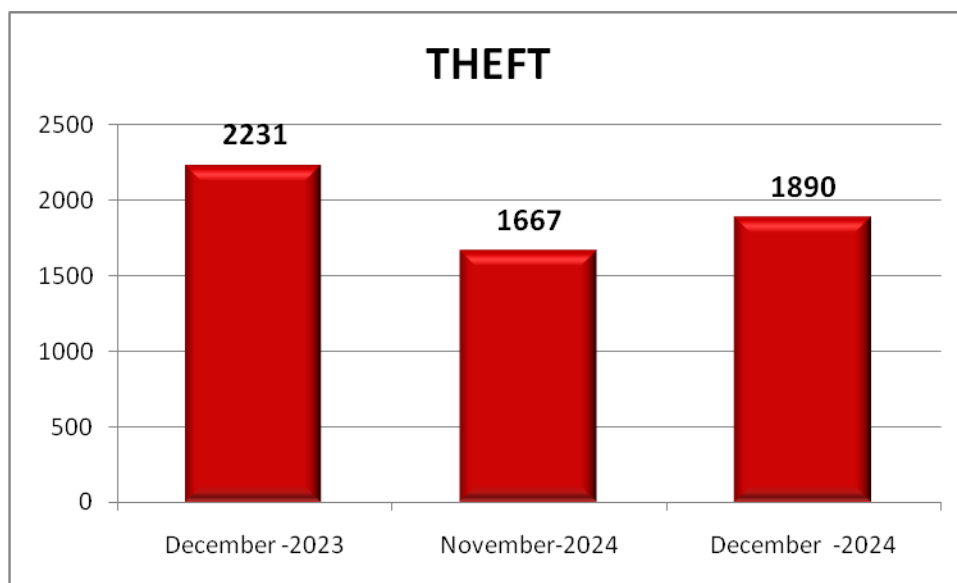


There is an increase in the number of cases reported during the current month under the head burglary, when compared to the reported cases of previous month and a decrease when compared to the corresponding month of previous year.

5. Theft

1890 cases of Theft were reported during the month as against 1667 cases in the previous month and 2231 cases in the corresponding month of previous year.

Month	Year	Reported
December	2024	1890
November	2024	1667
December	2023	2231

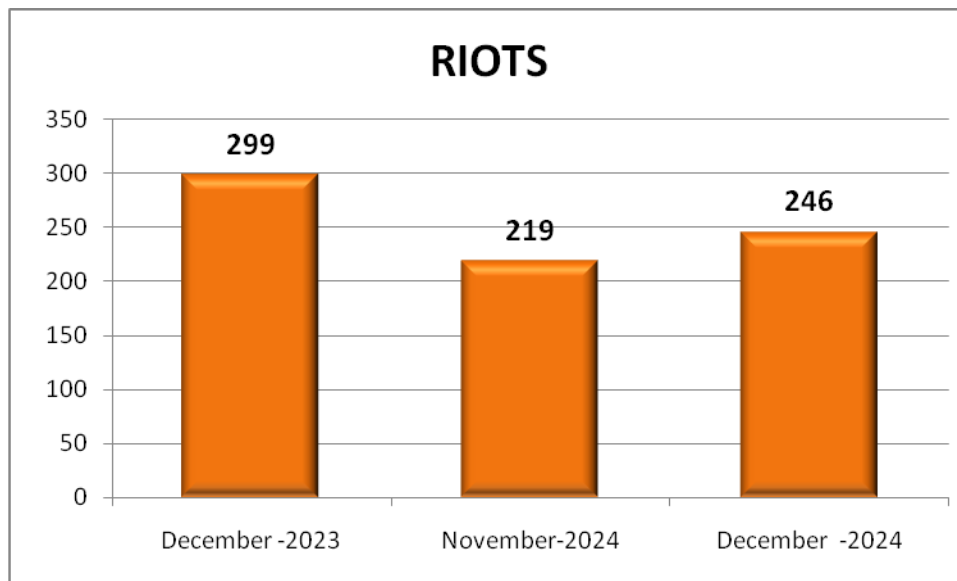


There is an increase in the number of cases reported during the current month under the head theft when compared to the cases of previous month and a decrease when compared to the corresponding month of previous year.

6. Riots

246 cases were reported during the current month under the category Riots as against 219 cases in the previous month and 299 cases in the corresponding month of previous year.

Month	Year	Riots
December	2024	246
November	2024	219
December	2023	299

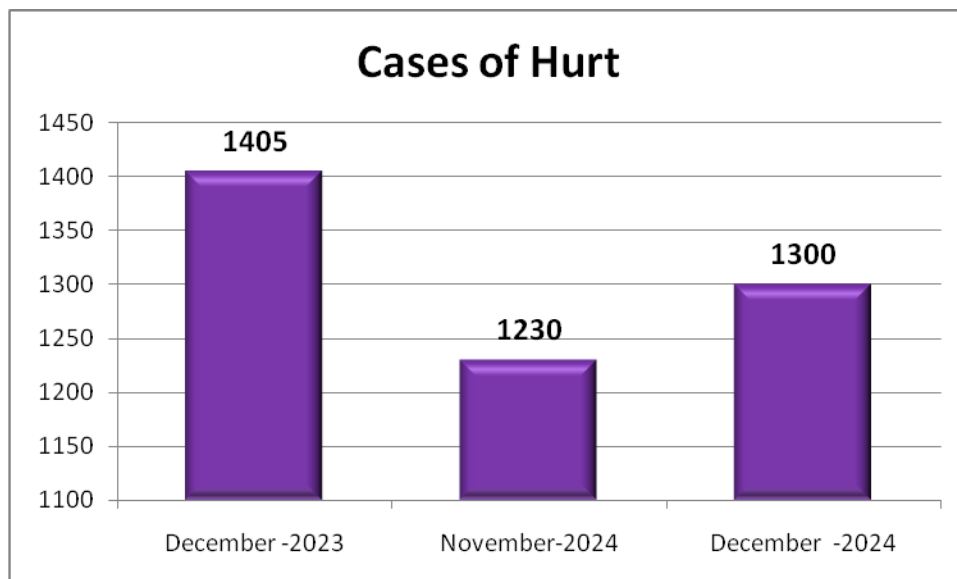


There is an increase in the number of cases reported under this head during the month, when compared to the cases of previous month and a decrease when compared to the corresponding month of previous year.

7. Hurt

1300 cases were reported during the current month under the category Hurt as against 1230 cases in the previous month and 1405 cases in the corresponding month of previous year.

Month	Year	Cases of Hurt
December	2024	1300
November	2024	1230
December	2023	1405

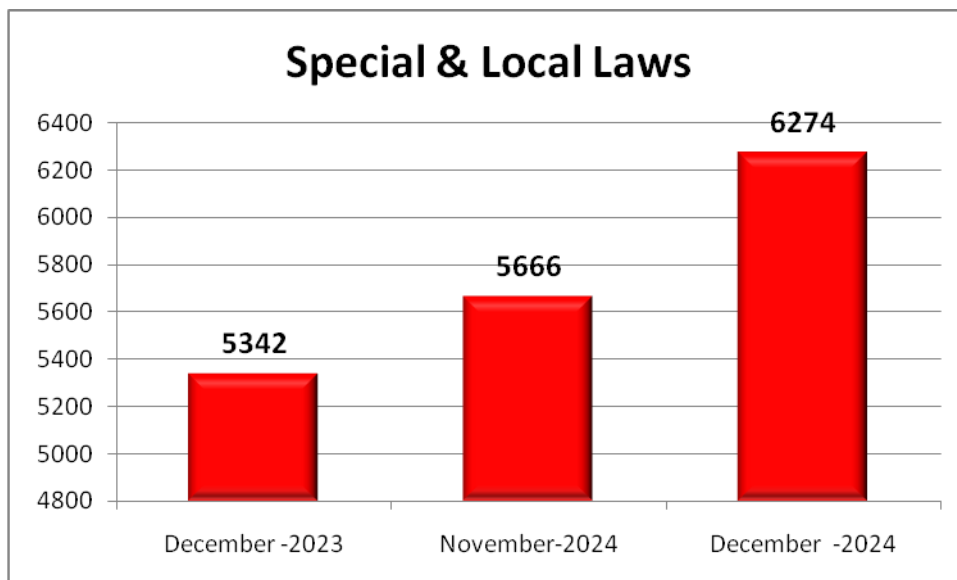


There is an increase in the number of cases reported under this head during the month, when compared to the cases of previous month and a decrease when compared to the corresponding month of previous year.

8. Special & Local Laws

6274 cognizable cases were registered under Special & Local Laws during the month as against 5666 cases in the previous month and 5342 cases in the corresponding month of previous year.

Month	Year	Special & Local Laws
December	2024	6274
November	2024	5666
December	2023	5342

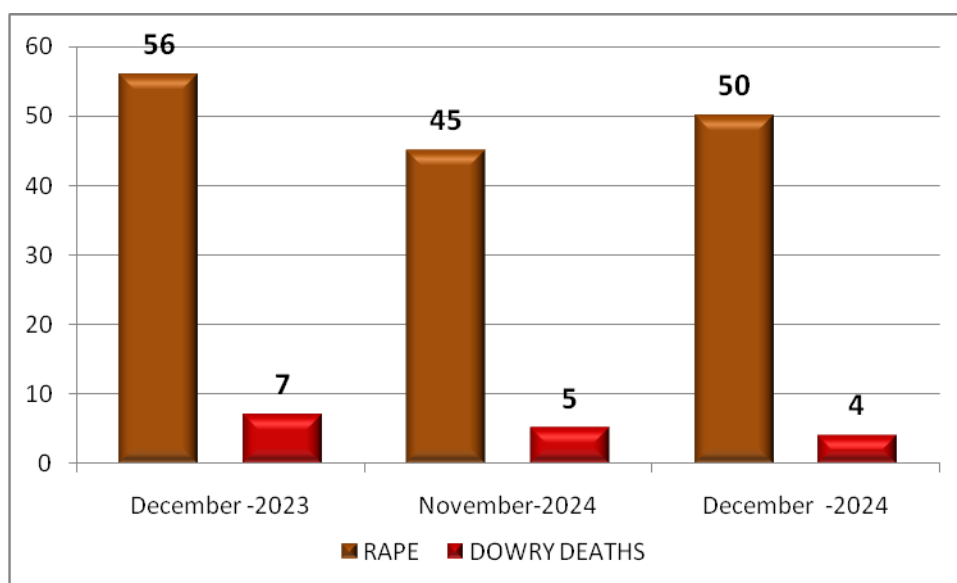


There is an increase in the number of cognizable cases reported during the month under Special & Local Laws when compared to the cases of previous month and to the corresponding month of the previous year.

9. Crime against Women (Rape & Dowry Death)

50 cases of Rape have been reported during the month as against 45 cases in the previous month and 56 cases in the corresponding month of previous year. 4 cases of Dowry Death have been reported during the current month, as against 5 cases in the previous month and 7 cases in the corresponding month of previous year. (Note: Other Crimes against Women are mentioned in Page No.22)

Month	Year	Rape	Dowry Death
December	2024	50	4
November	2024	45	5
December	2023	56	7



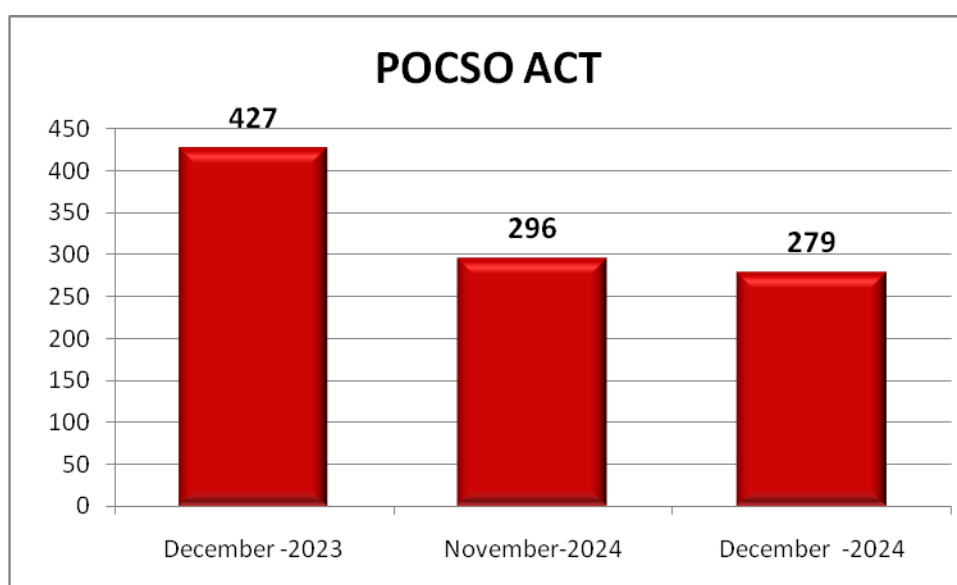
There is an increase in the reported cases under Rape during the current month when compared to the previous month and a decrease when compared to the corresponding month of previous year.

There is a decrease in the reported cases of Dowry death during current month when compared to the previous month and to the corresponding month of previous year.

10. Protection of Children from Sexual Offences Act (POCSO)

279 cases of POCSO were reported during the current month as against 296 cases in the previous month and 427 in the corresponding month of previous year.

Month	Year	POCSO
December	2024	279
November	2024	296
December	2023	427

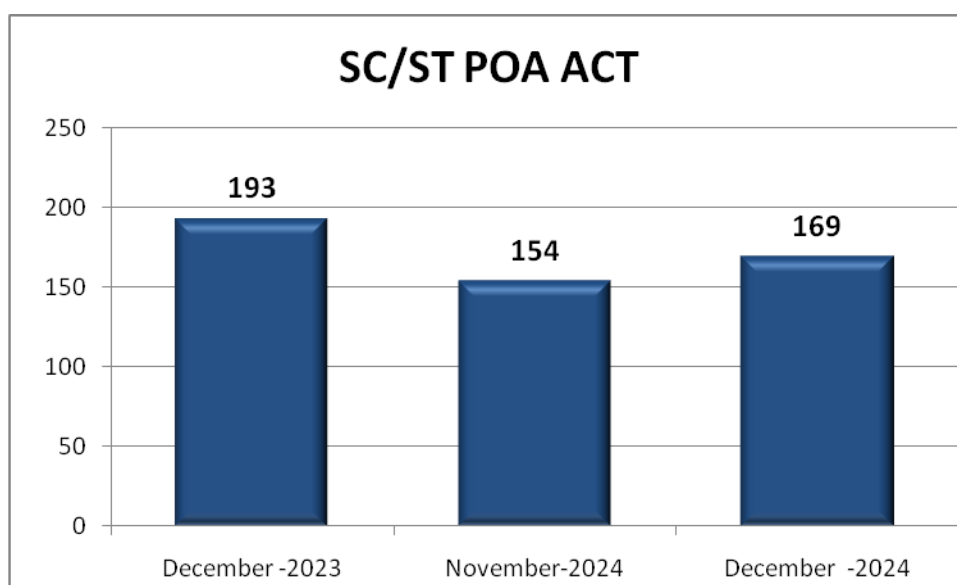


There is a decrease in the reported cases under the head POCSO during the current month when compared to the cases of previous month and to the corresponding month of previous year.

11. Crimes under SC/ST POA Act

169 cases were reported during the current month under this head as against 154 cases in the previous month and 193 cases in the corresponding month of previous year. (Details are mentioned at Page No.24)

Month	Year	SC/ST POA Act
December	2024	169
November	2024	154
December	2023	193

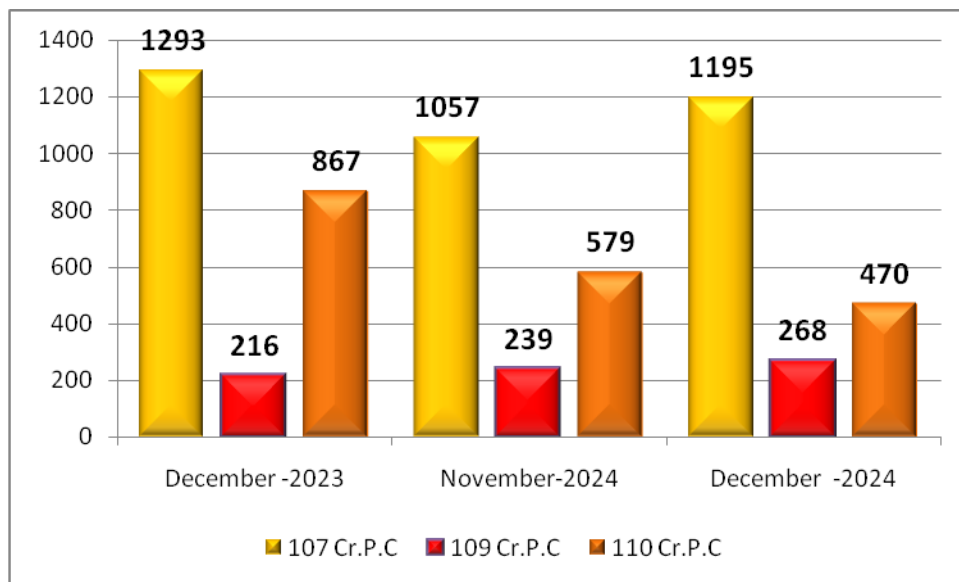


There is a an increase in the reported cases under Crime against SC/ST during the current month when compared to the reported cases of previous month and a decrease when compared to the corresponding month of previous year.

12. Preventive Action Report

1195, 268 & 470 cases u/s 107, 109 & 110 Cr.PC. & BNSS respectively have been booked during the current month as against 1057, 239 & 579 Preventive Action Report in the previous month and 1293, 216 & 867 Preventive Action Report in the corresponding month of last year.

Month	Year	Security Cases			Total
		107 Cr.PC	109 Cr.PC	110 Cr.PC	
December	2024	1195	268	470	1933
November	2024	1057	239	579	1875
December	2023	1293	216	867	2376

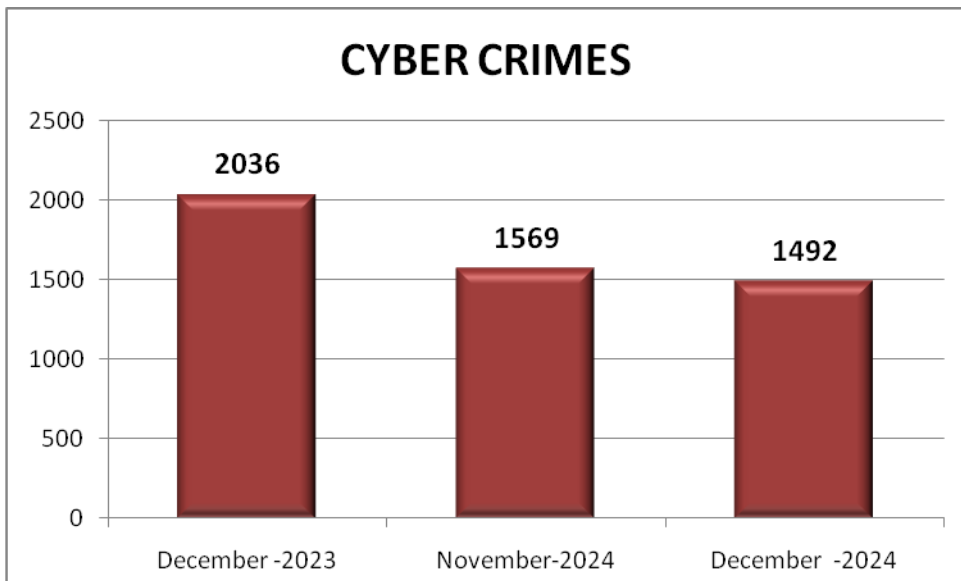


- Under sec 107 Cr.PC. more number of Preventive Action Report have been booked during the current month when compared to the Preventive Action Report of previous month and less when compared to the corresponding month of previous year.
- Under Sec.109 Cr.PC. more number of Preventive Action Report have been booked during the current month when compared to the Preventive Action Report of previous month and compared to the corresponding month of previous year.
- Under 110 Cr.PC. less number of Preventive Action Report have been booked during the current month when compared to the Preventive Action Report of previous month and to the corresponding month of previous year.

13. Cyber Crimes (Information Technology Act)

1492 cases were reported during the current month under this head as against 1569 cases in the previous month and 2036 cases in the corresponding month of previous year.

Month	Year	Cyber Crimes
December	2024	1492
November	2024	1569
December	2023	2036

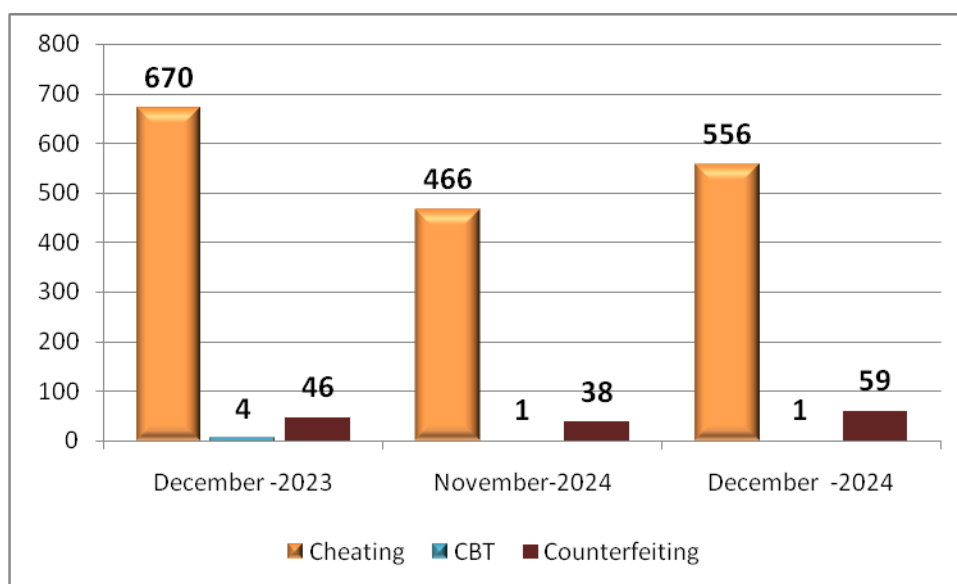


There is a decrease in the reported cases under Cyber Crimes during the current month when compared to the reported cases of previous month and to the corresponding month of previous year.

14. Economic Offences (Criminal Breach of Trust, Cheating, Counterfeiting)

616 cases were reported during the current month under Economic Offences (Criminal Breach of Trust-59, Cheating-556 and Counterfeiting-1) as against 505 cases during the previous month and 720 cases in the corresponding month of previous year.

Month	Year	Economic Offences
December	2024	616
November	2024	505
December	2023	720



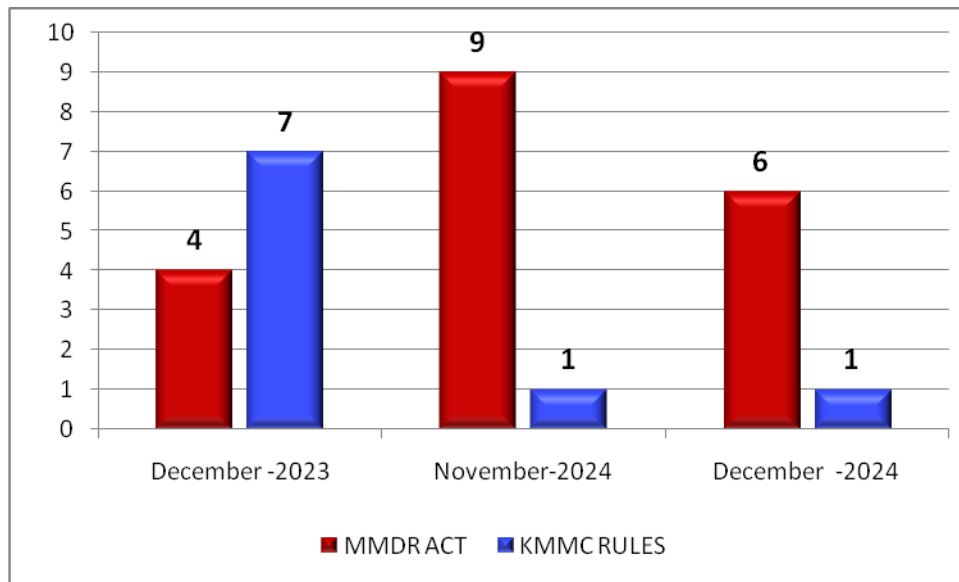
There is an increase in the reported cases under economic offences during the current month when compared to the reported cases of previous month and a decrease when compared to the corresponding month of previous year.

15. Mines and Minerals (Development & Regulation) Act 1957 & Karnataka Minor Mineral Consistent Rule - 1994

6 cases of MMDR were reported during the current month under this head as against 9 cases in the previous month and 4 cases in the corresponding month of previous year.

1 case of KMMCR reported during the current month as against 1 case in the previous month and 7 cases in the corresponding month of previous year.

Month	Year	MMDR Act	KMMC Rules
December	2024	6	1
November	2024	9	1
December	2023	4	7



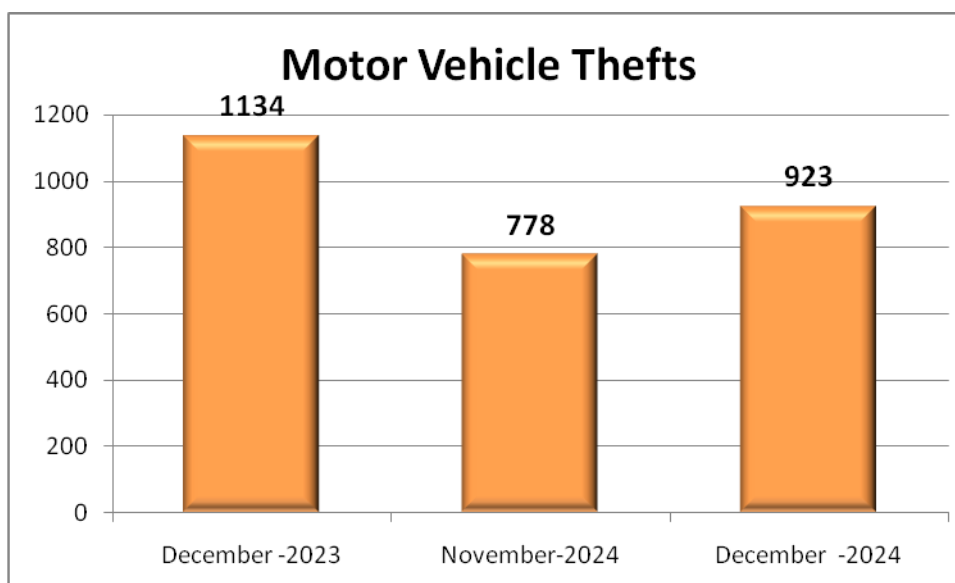
There is a decrease in the reported cases under MMDR during the current month when compared to the reported cases of previous month and an increase to the corresponding month of previous year.

There is no change in the reported cases under KMMCR during the current month when compared to the reported cases of previous month and a decrease when compared to the corresponding month of previous year.

16. Motor Vehicles Theft cases

923 cases were reported during the current month under this head as against 778 cases in the previous month and 1134 cases in the corresponding month of previous year.

Month	Year	Motor Vehicles Theft Cases
December	2024	923
November	2024	778
December	2023	1134

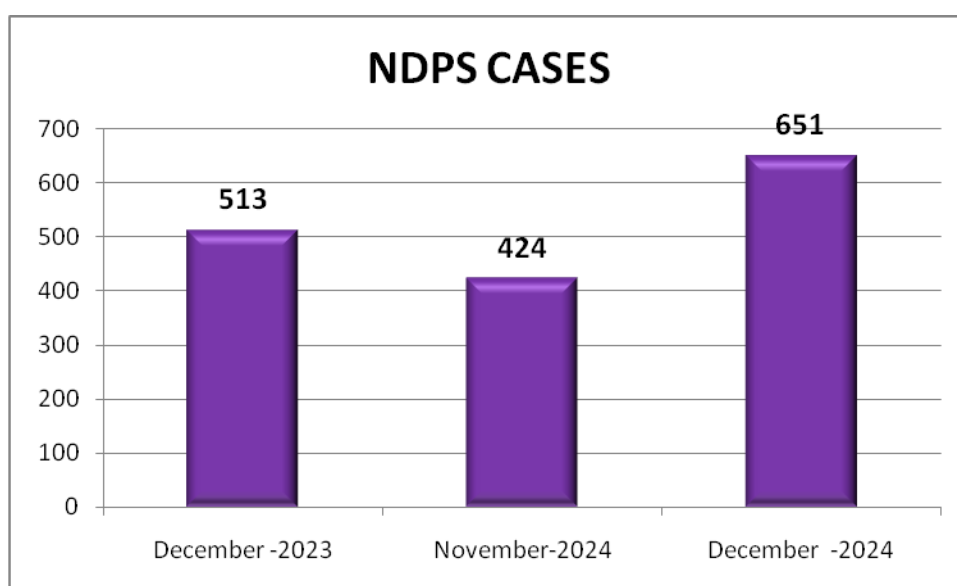


There is an increase in the reported cases under Motor Vehicles Theft cases during the current month when compared to the reported cases of previous month and a decrease when compared to the corresponding month of previous year.

17. Narcotic Drugs & Pshycotropic Substances (NDPS)

651 cases were reported during the current month under this head as against 424 cases in the previous month and 513 cases in the corresponding month of previous year.

Month	Year	NDPS Cases
December	2024	651
November	2024	424
December	2023	513



There is an increase in the reported cases under NDPS Cases during the current month when compared to the reported cases of previous month and to the corresponding month of previous year.

*This Crime Review is based on classification made in Police IT at Police Station level.

* Crime Review is based on classification made in Police IT on 01/01/2025.

DISTRICT-WISE REPORTED CASES UNDER VARIOUS HEADS FOR THE MONTH OF DECEMBER - 2024 (AS ON 02/01/2025)

Sl. No.	Crime Head	Bagalkot	Ballari	Belagavi City	Belagavi Dist	Bengaluru city	Bengaluru District	Bidar	Chamarajanagar	Chickballapura	Chikkamagaluru	Chitradurga	Dakshina kannada	Davanagere	Dharwad	Gadag	Hassan	Haveri	Hubballi Dharwad City	K.G.F	Kalaburagi	Kalaburagi City	Karnataka Railways	Kodagu	Kolar	Koppal	Mandya	Mangalooru City	Mysuru City	Mysuru District	Raichur	Ramanagara	Shivamogga	Tumakuru	Udupi	Uttara kannada	Vijayanagara	Vijayapur	Yadgir	Total
1	MURDER	1	0	0	9	8	7	1	1	1	2	1	3	0	4	1	2	2	2	5	0	3	1	4	2	1	4	0	3	2	4	2	5	2	1	2	2	5	2	95
2	DACOITY	0	0	0	0	1	0	0	0	1	0	0	0	0	0	0	0	0	1	0	0	0	0	0	0	1	1	0	0	0	3	0	0	2	0	0	0	1	0	11
3	ROBBERY	0	0	1	0	23	2	0	0	2	0	2	1	2	1	0	1	2	2	1	0	0	2	2	1	1	0	1	1	2	0	2	0	2	1	0	0	1	0	56
3a	CHAIN SNATCHING	0	0	0	2	5	3	1	1	0	1	0	0	0	0	0	1	0	2	1	0	0	2	0	3	0	2	2	1	2	0	2	1	2	3	1	2	0	0	40
4a	BURGLARY - DAY	3	0	2	5	11	6	3	1	0	2	2	3	6	1	2	4	1	2	1	7	2	0	2	0	3	4	1	0	2	0	2	3	3	1	0	3	5	1	94
4b	BURGLARY - NIGHT	8	1	4	16	56	22	11	4	12	6	9	2	8	3	4	7	10	4	3	20	9	0	5	5	4	8	2	4	17	4	4	11	11	7	14	4	8	6	333
5	THEFT	23	18	24	42	750	120	20	14	21	14	40	10	42	15	24	27	35	21	9	27	44	54	10	25	14	28	20	23	59	55	50	41	56	25	11	14	37	28	1890
6	RIOTS	12	8	10	21	1	8	4	5	11	9	12	2	10	8	8	3	11	2	0	10	4	0	0	10	7	2	1	0	5	10	2	18	1	3	5	3	8	12	246
7	CASES OF HURT	6	14	25	23	276	42	48	29	36	44	57	22	30	13	4	72	18	9	13	26	7	1	15	30	11	54	14	19	64	30	45	57	63	15	22	13	16	17	1300
8	Spl & Local laws	119	101	24	612	1715	90	112	64	87	158	91	21	157	66	194	119	82	160	34	82	55	5	26	40	76	118	287	31	42	172	62	249	301	52	80	247	243	100	6274
9a	RAPE	0	2	3	0	14	0	0	0	1	1	1	1	2	0	3	0	0	3	0	1	1	0	0	1	1	0	2	1	0	1	2	1	1	1	0	0	4	2	50
9b	DOWRY DEATHS	0	0	0	0	0	0	0	0	0	0	0	0	0	0	0	0	0	0	0	0	0	0	0	1	0	0	0	0	0	1	0	0	1	0	0	1	0	0	4
10	POCSO	2	4	2	15	33	8	3	7	12	10	8	4	8	3	2	12	11	7	4	10	2	0	2	4	5	11	8	2	8	3	9	20	15	7	3	8	4	3	279
11	SC ST & POA Act	0	6	3	5	23	6	3	2	4	7	6	2	2	2	4	5	3	5	0	6	5	0	3	3	4	6	2	2	3	8	4	4	7	5	5	3	7	4	169
12a	107 Cr.P.C.	18	15	99	77	74	8	57	6	18	59	37	10	12	40	17	48	26	7	9	28	15	0	15	8	63	9	47	7	39	21	6	45	66	5	23	27	52	82	1195
12b	109 Cr.P.C.	10	3	6	5	53	4	3	0	4	6	3	0	6	4	20	5	2	1	1	1	4	13	0	1	6	1	3	1	4	3	2	6	60	1	1	9	7	9	268
12c	110 Cr.P.C.	4	0	7	10	172	6	9	5	1	1	1	5	1	5	6	53	0	11	3	2	4	0	0	2	1	0	18	24	2	3	1	2	49	0	1	31	26	4	470
13	CYBER CRIME	2	9	6	7	1200	43	2	1	14	7	5	5	10	7	4	8	15	17	11	5	3	0	5	2	3	6	9	8	2	2	20	6	22	7	5	2	8	4	1492
14a	Cr. Br. of Trust	0	2	1	1	23	4	1	0	2	1	0	0	0	0	1	1	0	3	1	0	1	0	1	0	1	1	2	0	0	0	1	5	1	2	0	1	0	2	59
14b	CHEATING	15	8	9	10	240	33	6	3	9	4	13	1	9	2	3	13	9	11	2	3	6	0	9	5	3	6	5	14	8	5	13	27	20	11	4	5	8	4	556
14c	COUNTERFEITING	0	0	0	0	0	0	0	0	0	0	0	0	0	0	0	0	0	0	0	0	0	0	0	0	0	0	0	0	0	0	0	0	0	0	0	0	1	0	1
15	KMMC	0	0	0	0	0	0	0	0	0	0	0	0	0	0	0	0	0	0	0	0	0	0	0	0	0	0	0	0	0	0	0	0	0	0	0	0	0	1	1
15a	MMDR	0	0	0	0	0	0	0	0	0	0	2	0	0	0	0	0	0	0	0	0	0	0	0	0	0	0	0	0	0	0	0	0	0	1	3	0	0	0	6
16	Motor vehicles Theft Cases	14	11	13	23	399	76	8	5	12	7	21	3	18	10	4	9	19	10	6	6	34	5	4	12	6	12	4	19	34	19	28	16	24	2	1	5	11	13	923
17	NDPS Cases	8	0	3	15	63	4	16	10	0	30	7	3	18	4	8	35	4	6	2	8	14	5	4	4	5	17	244	1	3	2	10	15	45	14	7	12	4	1	651

CRIME REVIEW FOR THE MONTH OF DECEMBER - 2024 (As on 02/01/2025)

Sl. No.	Heads of Crime	During the current year upto the end of month under review	During the corresponding month of previous year	During the previous month	During the current month
	A - IPC Crime				
1	Murder (Sec.302/303 IPC)				
	For gain	38	6	4	7
	Over Property Dispute	24	4	2	2
	Due to Personal Vendetta or enmity	25	2	2	2
	Due to Sexual jealousy	16	0	1	2
	For dowry by burning	0	1	0	0
	For dowry by other means	11	2	0	2
	Due to Communalism	0	0	0	0
	Due to Casteism	3	0	0	2
	Witch Craft (Sorcery)	0	0	0	0
	For Human Sacrifice	2	0	1	0
	Due to Terrorism/Naxalism / Extremism	0	0	0	0
	For Political Reasons	0	0	0	0
	Due to Adultery	25	3	2	1
	Civil Disputes	57	6	4	2
	Electoral Gain	0	0	0	0
	Gang Rivalry	1	0	0	0
	Love Intrigue	25	2	3	1
	Professional	0	0	0	0
	Psychopathic/Serial Killer/Lunacy	0	0	0	0
	Rape with Murder	8	0	0	0
	Revenge/Enemity	59	7	2	6
	Sudden Quarrel	104	5	7	6
	Village Dispute	0	0	0	0
	Custodial	0	0	0	0
	Due to Other Causes	810	84	79	62
	Sub Total	1208	122	107	95
2	ATTEMPT TO MURDER (Sec. 307 IPC)				
	For Gain	22	0	3	1
	Over Property Dispute	76	6	13	10
	Due to Personal Vendetta or enmity	79	11	7	4
	Due to Sexual jealousy	22	0	2	2
	For Dowry other Means	35	2	2	1
	Dowry By Burning	0	0	0	0
	Due to Communalism	5	0	0	0
	Due to Casteism	3	0	1	1
	Witch Craft (Sorcery)	0	0	0	0
	For Human Sacrifice	1	0	1	0
	Terrorism /Naxalism / Extremism	0	0	0	0
	For Political Reasons	12	1	1	2
	Adultery	14	2	0	1
	Electoral Gain	2	0	0	1
	Gang Rivalry	1	0	0	0
	Love Intrigue	18	4	6	0
	Professional	3	3	0	0
	Rape	0	0	0	0
	Revenge/Enemity	253	17	23	23
	Sudden Quarrel	274	12	30	28
	Village Dispute	9	0	0	1
	Due to Other Causes	1764	127	153	146
	Civil Disputes	273	27	11	35
	Sub Total	2866	212	253	256

Sl. No.	Heads of Crime	During the current year upto the end of month under review	During the corresponding month of previous year	During the previous month	During the current month
3	CULPABLE HOMICIDE NOT AMOUNTING TO MUDER (Sec.304 IPC)				
	For Gain	0	0	0	0
	Over Civil Dispute	1	0	0	0
	Due to Personal Vendetta or enmity	0	0	0	0
	Due to Sexual jealousy	0	0	0	0
	For Dowry	0	0	0	0
	Due to Communalism	0	0	0	0
	Due to Casteism	0	0	0	0
	Witch Craft (Sorcery)	0	0	0	0
	For Human Sacrifice	2	0	0	0
	Terrorism /Naxalism / Extremism	0	0	0	0
	For Political Reasons	0	0	0	0
	Adultery	0	0	0	0
	Property Disputes	2	0	0	0
	Electoral Gain	1	0	1	0
	Gang Rivalry	0	0	0	0
	Love Intrigue	0	0	0	0
	Professional	0	0	0	0
	Sudden Quarrel	13	0	1	1
	Due to Other Causes	105	12	6	5
	Sub Total	124	12	8	6
4	ATTEMPT TO CULPABLE HOMICIDE NOT AMOUNTING TO MURDER (Sec. 308 IPC)				
	For Gain	0	0	0	0
	Over Civil Dispute	3	1	0	0
	Due to Personal Vendetta or enmity	1	0	0	0
	Due to Sexual jealousy	0	0	0	0
	For Dowry	0	0	0	0
	Due to Communalism	1	0	0	1
	Due to Casteism	0	0	0	0
	Witch Craft (Sorcery)	0	0	0	0
	For Human Sacrifice	0	0	0	0
	Terrorism /Naxalism / Extremism	0	0	0	0
	For Political Reasons	1	0	0	0
	Due to Other Causes	42	2	4	2
	Adultery	0	0	0	0
	Property Disputes	3	0	0	0
	Electoral Gain	0	0	0	0
	Gang Rivalry	0	0	0	0
	Love Intrigue	0	0	0	0
	Professional	1	0	0	0
	Sudden Quarrel	10	1	0	0
	Sub Total	62	4	4	3
5	RAPE (Sec.376, 376(A) to 376 (D) IPC)				
	Custodial Rape	1	0	0	0
	Attempt to Commit	10	2	1	1
	By a Gang	16	0	3	1
	By Parents	0	0	0	0
	By Hospital Staff	2	0	0	0
	By Husband During Seperation	3	2	0	0
	By Neighbours	40	5	3	0
	By Relatives	44	3	3	2
	In Jail Custody	0	0	0	0
	In Remand Home	0	0	0	0
	InCest	0	0	0	0
	Known Person	466	32	28	35
	Unknown Person	9	1	1	0
	Due to Other Causes	151	11	6	11
	On Minor	0	0	0	0
	Sub Total	742	56	45	50

Sl. No.	Heads of Crime	During the current year upto the end of month under review	During the corresponding month of previous year	During the previous month	During the current month
6	KIDNAPPING AND ABDUCTION (Sec.360, 361, 363 to 369 IPC)				
	Missing - Boy	2543	174	214	234
	Missing - Girl	968	75	109	77
	For Ransom - of Children	11	1	0	1
	For Ransom - of Children for Begging	1	0	1	0
	For Ransom - of Women	10	0	4	0
	For Ransom - of Girls for Immoral Purpose	0	0	0	0
	For Ransom - of Others	69	3	9	5
	Procuration of Minor Girls - For Prostitution	0	0	0	0
	Procuration of Minor Girls - Importing of Girl	0	0	0	0
	Procuration of Minor Girls - For other Purpose	16	0	2	2
	Espionage	0	0	0	0
	Intent to Steal From Child	0	0	0	0
	Murder (Homicide)	1	0	1	0
	Obtain Signature Forcibly	0	0	0	0
	Recovering Loan	4	0	0	1
	Settling any Disputes	5	2	0	0
	Unnatural Lust / Illicit Intercourse	0	0	0	0
	Wrongful Confinement	17	2	3	3
	For Exporting	0	0	0	0
	From Lawful Guardianship	5	0	1	0
	For Camel Racing Etc.	0	0	0	0
	To Compel For Marriage	12	1	2	2
	For Slavery	0	0	0	0
	For Stealing From its Person	0	0	0	0
	Others	435	20	38	50
	Sub Total	4097	278	384	375
7	DACOITY (Sec. 395 to 398 IPC)				
	At ATM	0	0	0	0
	At Residential Premises	26	2	1	2
	On Highways	33	3	3	5
	In Trains	0	0	0	0
	At Banks	0	0	0	0
	At Commercial Places / Establishments	18	0	2	0
	On Other Roads	32	5	2	4
	In Other Places	45	7	1	1
	River & Sea	1	0	0	0
	Sub Total	155	17	9	12
7a	Preparation And Assembly for Dacoity	116	9	4	5
8	ROBBERY (Sec.392 to 394 IPC)				
	At ATM	0	0	0	0
	At Residential Premises	134	15	6	5
	On Highways	88	9	6	6
	In Trains	8	0	0	2
	At Banks	2	0	1	0
	At Commercial Places / Establishments	65	13	1	6
	In Other Places	650	72	27	32
	Chain Snatching	615	71	40	40
	Attempt to Commit	49	10	1	5
	Sub Total	1611	190	82	96
9	BURGLARY - NIGHT (Sec. 380 IPC R/W 453 TO 460, 462 IPC)				
	At Residential Premises	2645	261	227	206
	On Highways	2	0	0	0
	In Trains	0	0	0	0
	At Banks	37	6	4	1
	At Commercial Places / Establishments	747	78	41	58
	In Other Places	549	67	39	42
	Temple Theft	342	31	23	26
	Sub Total	4322	443	334	333

Sl. No.	Heads of Crime	During the current year upto the end of month under review	During the corresponding month of previous year	During the previous month	During the current month
10	BURGLARY - DAY (Sec. 380 IPC R/W 453 TO 460, 462 IPC)				
	At Residential Premises	999	97	83	84
	On Highways	0	0	0	0
	In Trains	1	0	0	0
	At Banks	3	0	1	0
	At Commercial Places / Establishments	31	8	1	2
	In Other Places	71	5	5	8
	Temple Theft	23	0	1	0
	Sub Total	1128	110	91	94
	Total Burglary (Burglary Day + Burglary Night)	5450	553	425	427
11	THEFT (Sec.379 to 389 IPC)				
	Attempt to commit	47	5	4	2
	Of Automobiles - Of Tractors	86	15	6	11
	In Running Bus	72	0	18	7
	Of Snatching	235	0	28	54
	At ATM	16	3	2	3
	Of Sand	1259	95	87	120
	Government Office	12	0	2	4
	Of Mines	28	0	5	2
	Communication And Elec. Wire	276	21	30	23
	Of Cattle	501	39	29	31
	Of Cycle	93	14	6	2
	Of Automobiles - Of Lorries/Trucks	85	12	1	8
	Of Automobiles - Of Buses	10	1	0	2
	Of Automobiles - Of Cars / Jeeps	259	24	22	31
	Of Automobiles - Of Two Wheelers	10874	1057	732	841
	Of Automobiles - of Three Wheelers	296	25	17	30
	Of Accessories of Motor Vehicle	315	29	18	25
	Govt. Vehicle	3	0	0	0
	Electronic Goods (Radio, TV, VCR, Acs, Office Automation Equipments)	1292	158	71	100
	Of Fire Arms	10	2	0	1
	Of Explosives	0	0	0	0
	Of Cultural - Idols	7	1	0	2
	Of Cultural - Painting	2	0	0	1
	Of Cultrual - Others	240	28	22	22
	Cash	583	79	47	51
	Jewellery	1659	154	157	149
	Other Items Not Included Above	1804	200	124	160
	In Running Train	64	6	18	7
	Extortion	271	27	17	22
	House Theft	1922	176	152	139
	Servant Theft	528	60	52	40
	Sub Total	22849	2231	1667	1890
12	RIOTS (Sec.141 to 153 IPC)				
	Land Dispute	949	93	57	67
	Employee - Govt.	2	0	1	0
	Labour - Private Sector	3	0	1	0
	Labour - Public Sector	1	0	0	0
	Linguistic	2	11	0	0
	Political	24	0	2	7
	Regional	5	2	0	0
	Sectarian	0	0	0	0
	Students	6	1	0	0
	Tribal	0	0	0	0
	Due to Village Disputes	24	3	1	0
	Communal	21	0	0	0
	Industrial	3	0	0	0
	Caste	7	0	2	0
	Agrarian	1	0	0	0
	Others	2381	189	155	172
	Sub Total	3429	299	219	246

Sl. No.	Heads of Crime	During the current year upto the end of month under review	During the corresponding month of previous year	During the previous month	During the current month
13	OFFENCES AGAINST STATE (Sec. 121 to 130, except 124(A) IPC)	0	0	0	0
14	OFFENCES PROMOTING ENEMITY (Sec. 153(A), 154(B) & 505 IPC)	111	5	12	8
15	CRIMINAL BREACH OF TRUST	569	46	38	59
16	CHEATING (Sec.417 to 420 IPC)	6582	670	466	556
17	COUNTERFEITING (Sec. 231 to 263 (A), 489(A) to 489 (E) IPC)				
	Stock Share, Debenture Certificate	0	0	0	0
	Usage of Counterfeit Stamp	0	0	0	0
	Of Coins (Sec 231 to 254 IPC)	0	0	0	0
	Of Stamps (Sec.255 to 263(A) IPC)	0	0	0	0
	Of Currency Notes And Bank Notes (Sec. 489 (A) to 489 (E) IPC)	30	4	1	1
	Of Others	2	0	0	0
	Sub Total	32	4	1	1
18	FORGERY (Sec. 465, 468, 471, 473, 476, 477 & 477(A) IPC)				
	Forgery	403	38	46	43
	Organised (Racket)	1	0	0	0
	Forgery of Passport	1	0	0	1
	Other Forgery	145	14	15	11
	Sub Total	550	52	61	55
19	CASES OF HURT (Sec. 323 to 335 IPC except 328, 332, 333)				
	Acid Attack (326(a))	8	0	1	0
	Attempt to Acid Attack (326(b))	1	3	0	0
	Grievous Hurt	1225	103	76	83
	Simple Hurt	15815	1299	1153	1216
	Custodial	2	0	0	1
	Sub Total	17051	1405	1230	1300
20	ADULTERATION (Sec. 272, 273 to 276 IPC)				
	Attempt to Commit	0	0	0	0
	Alcoholic Drink (Liquor)	4	0	0	0
	Cement & Chemical/Fertiliser	0	0	0	0
	Cosmetics	0	0	0	0
	Diesel	0	0	0	0
	Drug/Medicine	1	0	1	0
	Edible Oil	0	0	0	0
	Food Grain	0	0	0	0
	Kerosene	0	0	0	0
	Life Saving Drug	0	0	0	0
	Mobile Oil	0	0	0	0
	Petrol	0	0	0	0
	Petroleum Product	0	0	0	0
	Soft Drinks	0	0	0	0
	Spices	1	0	0	0
	Others	5	2	0	0
	Sub Total	11	2	1	0
21	AFFRAY (Sec. 160 IPC)	496	32	33	34
22	ARSON (Sec. 435, 436, 438 IPC)				
	Agricultural Produce	66	6	1	4
	Attempt to Commit	2	0	1	0
	Boat / Ship	0	0	0	0
	Dwelling House	15	2	1	0
	Educational Institution	2	0	0	0
	Govt. Property	9	1	1	0
	Industrial Establishment	1	0	0	0
	Place of worship	0	1	0	0
	Public Place	12	0	2	0
	Railway Property	0	0	0	0
	Vital Installation	0	0	0	0
	Warehouse (Godown)	3	0	0	0
	Others	127	12	8	11
	Sub Total	237	22	14	15

Sl. No.	Heads of Crime	During the current year upto the end of month under review	During the corresponding month of previous year	During the previous month	During the current month
23	ASSAULT (Sec 356, 357 IPC)				
	Attempt To Commit	3	1	0	0
	On Contractor	1	0	0	0
	On Domestic Servant	0	0	0	0
	On Labourer	1	0	0	0
	On Man (General)	17	0	1	0
	On Man (SC)	1	0	0	0
	On Man (ST)	0	0	0	0
	On Manager/Executive (Other Than Public Servant)	0	0	0	0
	On Member of Clergy (Christian, Budhist, Jain, Sikh)	0	0	0	0
	Member of Legislative Assembly / Council (MLA/MLC)	0	0	0	0
	On Member of Parliament (MP)	0	0	0	0
	On other Dignitaries /Public Figures	2	0	0	0
	On Press	1	0	0	0
	On Professional	1	0	0	0
	On Public Servant	1	0	0	0
	On Student	0	0	0	0
	On Teacher	0	0	0	0
	On Women (General)	5	1	0	0
	On Woman (SC)	0	0	0	0
	On Woman (ST)	0	0	0	0
	Sub Total	33	2	1	0
24	COMMUNAL / RELIGION (Sec. 295 to 297 IPC)				
	Attempt to Commit	3	1	0	1
	Caste Issue	13	0	0	0
	Communal Issue	88	6	3	6
	Linguistic Issue	0	0	0	0
	Political Issue	13	0	0	0
	Racial/Ethnic Issue	0	0	0	0
	Regional Issue	26	2	2	2
	Religious Issue	130	6	9	12
	Sectarian Issue	0	0	0	0
	Others	73	12	5	6
	Sub Total	346	27	19	27
25	CRIMINAL CONSPIRACY (Sec. 120(B), 121(A) IPC)				
	Conspiracy To Wage War	0	1	0	0
	Related to Substantive Offence	3	0	0	0
	Others	20	9	1	0
	Sub Total	23	10	1	0
26	CRIMINAL INTIMIDATION (Sec. 504 to 508 IPC)	2579	258	185	225
27	CRIMINAL MISAPPROPRIATION (Sec. 403, 404 IPC)				
	Attempt to Commit	0	0	0	0
	Bank	4	0	0	0
	Business Establishment	0	0	0	0
	Charitable Organisation	0	0	0	0
	Chitfund Organisation	0	0	0	0
	Co-operative Organisation	0	0	0	0
	Commercial Establishment/Shop	0	0	0	0
	Customs Department	0	0	0	0
	Excise Department	0	0	0	0
	Financial Institution	1	0	0	0
	Income Tax Department	0	0	0	0
	Other Government Organisation	2	0	1	1
	Postal Department	0	0	0	0
	Public Sector Undertakings	0	0	0	0
	Railway Department	0	0	0	0
	Revenue Department	0	0	0	0
	Sales Tax Department	0	0	0	0
	Social Organisation (Aided) (N)	0	0	0	0
	Transport Authority	0	0	0	0

Sl. No.	Heads of Crime	During the current year upto the end of month under review	During the corresponding month of previous year	During the previous month	During the current month
	Trust - Other than religious	0	0	0	0
	Trust - Religious	0	0	0	0
	Others	10	0	1	2
	Sub Total	17	0	2	3
28	CRIMINAL TRESPASS (Sec.447 to 452 IPC)				
	Attempt to Commit	12	0	0	0
	Club	2	1	1	0
	Hostel	12	0	1	1
	Hotel	16	3	1	0
	House	694	68	66	54
	Land	1500	140	113	128
	Office	53	6	2	7
	Prohibited Places	22	1	1	2
	Religious Place	12	2	0	2
	Restricted Area	14	1	1	1
	Others	230	25	22	19
	Sub Total	2567	247	208	214
29	CRUELTY BY HUSBAND (Sec. 498(A) IPC)				
	Husband	1085	85	77	80
	Husband And Relative(S) in Law	1400	115	96	107
	Relative(S) in Law	25	5	2	1
	Dowry Harassment	462	46	38	40
	Prevention of Gaming	3	0	1	0
	Sub Total	2975	251	214	228
30	DOWRY DEATHS (Sec.304(B) IPC)				
	By Husband	6	0	1	1
	By Husband And Relatives In Law	40	1	2	2
	By Relatives in Law	0	0	0	0
	By Burning	1	0	0	0
	By Hanging	56	6	2	0
	By Other Means	6	0	0	1
	Sub Total	109	7	5	4
31	DEATHS DUE TO RASHNESS/NEGLIGENCE (Sec.304(A) IPC)				
	Electrocution	21	0	5	1
	Adulterated Food/Drug	0	0	0	0
	Accident by Air	1	0	0	0
	Boat Accident	0	0	0	0
	Bridge/Dam Collapse	0	0	0	0
	Building Collapse	5	0	0	0
	Caused By Animal	4	0	2	0
	Death Due to Other Cause	88	10	3	7
	Electrocution Accident	54	3	1	4
	Explosion Accident	1	0	0	0
	Fire accident	4	1	1	0
	Gas Leakage Accident	3	0	0	0
	Improper Infrastructure In Construction	83	9	7	14
	Improper Medical Treatment	4	0	0	0
	In Custody of Public Servant	0	0	0	0
	In Jail/Judicial Custody	1	0	0	0
	In Police Custody	0	0	0	0
	Industrial Accident (Factory)	6	0	1	0
	Inflammable Substance	0	0	0	0
	Mine Accident	1	1	0	0
	Poisonous Substance	1	0	0	0
	Quarry Accident	0	0	0	0
	Spurious Liquor (Hooch) Accident	1	0	0	0
	Railway Accident	2	0	0	0
	Others	89	5	3	9
	Sub Total	369	29	23	35
32	MOTOR VEHICLE ACCIDENTS FATAL (Sec.304(A) IPC)				
	National Highways	3914	334	330	309
	State Highways	3167	332	270	316
	Other Roads	4222	387	377	345
	Other Places	177	24	15	13
	Sub Total	11480	1077	992	983

Sl. No.	Heads of Crime	During the current year upto the end of month under review	During the corresponding month of previous year	During the previous month	During the current month
33	MOTOR VEHICLE ACCIDENTS NON-FATAL (Sec.279, 337, 338 IPC)				
	National Highways	10325	926	890	926
	State Highways	7111	646	595	653
	Other Roads	13731	1303	1159	1245
	Other Places	421	35	39	37
	Sub Total	31588	2910	2683	2861
34	DEATHS-MISCARRIAGE (Sec.312, 313, 314 IPC)				
	Child	21	1	3	0
	Woman	6	0	0	1
	Women and Child	3	0	0	0
	Sub Total	30	1	3	1
35	DEFENCE FORCES OFFENCES RELATING (also relating to desertion) (Sec.131 to 140, except 136 IPC)				
	Air Force	1	0	0	0
	Army	0	0	0	0
	Navy	0	0	0	0
	Sub Total	1	0	0	0
36	ESCAPE FROM LAWFUL CUSTODY AND RESISTANCE (Sec.224, 225, 225(B) IPC)				
	From Jail Custody	4	0	0	0
	From Police Custody	24	0	2	1
	Others	6	0	0	0
	Sub Total	34	0	2	1
37	IMPERSONATION (Sec.170, 171 IPC)				
	Attempt to Commit	2	0	0	0
	Non-Uniformed Authority	4	1	0	0
	Uniformed Authority	0	0	0	0
	Sub Total	6	1	0	0
38	MISCHIEF (Sec.427 to 440 except 434, 435, 436, 438 IPC)	426	30	36	35
39	MOLESTATION (Sec.354 IPC)				
	Attempt to Commit	75	5	7	6
	Private Place	1068	92	68	72
	Public Conveyance	10	1	0	1
	Public Place	2304	215	168	139
	Other Places	2854	237	189	201
	Sub Total	6311	550	432	419
40	POISONING-PROFESSIONAL (Sec. 328 IPC)				
	Attempt to Commit	6	1	1	1
	Fatal	2	0	0	0
	Non Fatal	5	1	0	1
	Sub Total	13	2	1	2
41	PORNOGRAPHY (Sec.292 to 294 IPC)				
	Advertisement	0	0	0	0
	Audio Tape	0	0	0	0
	Book	0	0	0	0
	Computer Software	0	0	0	0
	Figures	0	0	0	0
	Film (Blue)	0	0	0	0
	Painting	0	0	0	0
	Pamphlet	0	0	0	0
	Paper	0	0	0	0
	Photography	0	0	0	0
	Poster	0	0	0	0
	Video Film(Blue)	1	0	0	0
	Others	2	1	0	0
	Sub Total	3	1	0	0
42	PUBLIC JUSTICE (Sec.213 to 215 IPC)	3	0	0	0
43	PUBLIC NUISANCE (Sec.291 and 510 IPC)	121	8	13	13
44	PUBLIC SAFETY (Sec.269 to 271, 277, 283, 289 IPC)	3286	338	257	242

Sl. No.	Heads of Crime	During the current year upto the end of month under review	During the corresponding month of previous year	During the previous month	During the current month
45	OFFENCES AGAINST PUBLIC SERVANTS (Public servant is a victim) (Sec 182-188, 332, 333, 353 IPC)				
	Attempt to Commit	15	4	2	0
	Defence Personnel	4	0	0	1
	Jail Personnel	10	0	0	0
	Judicial Official	20	1	4	4
	Minister	1	0	1	0
	MLA	0	0	0	0
	MP	1	0	0	0
	Nationalised Bank Personnel	1	1	0	0
	Other Elected Member	4	0	1	0
	Other Enforcement Official	7	0	0	0
	Other Govt. Official	411	31	39	39
	Para Military Personnel	3	0	0	0
	Police Personnel	384	38	24	28
	Public Sector Undertaking Official	113	11	7	16
	Sub Total	974	86	78	88
46	OFFENCES BY PUBLIC SERVANTS (EXCEPT CORRUPTION) (Public servant is accused) (Sec.128, 139, 167, 218, 221, 222 IPC)				
	Defence Personnel	0	0	0	0
	Jail Personnel	1	0	0	0
	Judicial Official	0	0	0	0
	Minister	0	0	0	0
	MLA	0	0	0	0
	MP	0	0	0	0
	Nationalised Bank Personnel	0	0	0	0
	Other Elected Member	0	0	0	0
	Other Enforcement Official	0	0	0	0
	Other Govt. Official	4	0	0	0
	Para Military Personnel	0	0	0	0
	Police Personnel	4	0	0	0
	Public Sector Undertaking Official	0	0	0	0
	Others	1	0	1	0
	Sub Total	10	0	1	0
47	NEGLIGENT ACT (Sec.280 to 289, 336 to 338 except 283 IPC)				
	Death Caused By Electric Shock	85	8	4	8
	Animal -Related	67	9	5	7
	Boat/Vessel - Related	7	1	1	0
	Explosive/Explosive Substances - Related	70	2	6	5
	Inflammable Substance- Related	30	0	2	2
	Machinery - Related	132	11	15	14
	Poisonous Substance - Related	7	0	0	1
	Other - Related	1550	92	82	162
	Human - Related	809	47	53	114
	Sub Total	2757	170	168	313
48	RECEIVING OF STOLEN PROPERTY (Sec.411 to 414 IPC)	1	0	0	0
49	SEDITION (Sec. 124A IPC)				
	Attempt to Commit	0	0	0	0
	By Foreigner	0	0	0	0
	By National	0	0	0	0
	By National And Foreigner	0	0	0	0
	Sub Total	0	0	0	0
50	INSULTING MODESTY OF WOMEN (EVE TEASING) (Sec.509 IPC)				
	Attempt to Commit	2	0	0	0
	Office	10	0	0	2
	Public Conveyance	2	2	0	0
	Public Place	71	3	7	9
	Other Places	95	7	8	8
	Sub Total	180	12	15	19

Sl. No.	Heads of Crime	During the current year upto the end of month under review	During the corresponding month of previous year	During the previous month	During the current month
51	SUICIDE (Sec.305, 306, 309 IPC)				
	Dowry	4	0	0	0
	Abetment of Suicide	330	26	37	33
	Other Reasons	277	20	25	24
	Attempt to Commit suicide	93	14	7	6
	Sub Total	704	60	69	63
52	UNNATURAL SEX (Sec.377 IPC)				
	Abetment	0	0	0	0
	Animal	0	0	0	0
	Attempt	0	0	0	0
	Major - Man	5	0	0	1
	Major - Woman	1	0	0	0
	Minor - Boy	0	0	0	0
	Minor - Girl	0	0	0	0
	Sub Total	6	0	0	1
53	WRONGFUL RESTRAINT/CONFINEMENT (Sec.341 to 348 IPC)				
	Attempt to Commit	23	2	0	1
	To Extort Confession	7	1	1	0
	To Extort Property	23	2	0	2
	To settle Dispute	15	2	2	0
	Others	363	36	23	38
	Sub Total	431	43	26	41
54	INFANTICIDE (Sec.315, 316 IPC)				
	Male	1	0	0	0
	Female	1	1	0	0
	Sub Total	2	1	0	0
55	OFFENCES RELATED TO MARRIAGE (Sec.493 to 498 IPC)	40	5	6	5
56	BUYING & SELLING MINOR FOR PROSTITUTION (Sec.372, 373 IPC)	0	0	0	0
57	DOCUMENTS & PROPERTY MARKS (Sec.483 to 489 IPC)				
	Documents	1	0	0	0
	Property	1	0	0	0
	Sub Total	2	0	0	0
58	DEFAMATION (Sec.500 to 502 IPC)				
	Persons	6	1	1	0
	Printed Matter	3	0	0	1
	Others	2	1	0	0
	Sub Total	11	2	1	1
59	ELECTION (Sec.171(E) to 171(1) IPC)				
	Assembly	16	0	7	0
	Parliament	153	0	0	0
	Other Elected Bodies	14	0	0	1
	Sub Total	183	0	7	1
60	SLAVERY (Sec.370, 371, 374 IPC)				
	Man	1	0	1	0
	Woman	0	0	0	0
	Boy	3	0	3	0
	Girl	0	0	0	0
	Sub Total	4	0	4	0
61	Attempting to commit offences (Sec.511 IPC)				
	Attempting to commit offences	224	24	17	22
	Sub Total	224	24	17	22
62	ILLEGAL DETENTION (Sec.342 IPC)	0	0	0	0
63	FALSE EVIDENCE (Sec.191 to 205 IPC)	8	0	1	1
64	EXPOSURE AND ABANDONMENT OF CHILD (Sec.317 IPC)				
	Boy	30	0	1	1
	Girl	36	2	4	8
	Sub Total	66	2	5	9
65	OF ABETMENT (Sec.107 to 120 IPC)	9	0	0	0
66	FAILURE TO APPEAR TO COURT (Sec.174, 229A IPC)				
	174 A	110	10	14	19
	229 A	566	32	69	175
	Sub Total	676	42	83	194

Sl. No.	Heads of Crime	During the current year upto the end of month under review	During the corresponding month of previous year	During the previous month	During the current month
67	Concealment of birth by secret disposal of Child				
	Girl	15	6	1	4
	Boy	33	6	3	4
	Sub Total	48	12	4	8
68	ASSAULT OR USE OF CRIMINAL FORCE TO DISROBE WOMEN	15	1	2	3
69	Disobedience to Order Promulgated by Public/Servant				
	By Others	13	3	0	0
	By Private Institution	13	2	0	1
	By Govt. Institution	1	0	0	0
	Sub Total	27	5	0	1
70	Human Trafficking				
	Eunuch	3	1	0	1
	Men	1	0	0	0
	Boy	0	0	0	0
	Women	4	0	1	0
	Girl	7	1	0	0
	Sub Total	15	2	1	1
71	Aadhaar Act				
	Impersonation	1	0	0	0
	Offence by Company	0	0	0	0
	Offence by individual	2	0	2	0
	Sub Total	3	0	2	0
72	Giving false information respecting an offence com				
	Giving false information respecting an offence committed	3	0	0	0
	Sub Total	3	0	0	0
	Total Cognizable Crime Under IPC	137067	12437	10630	11553
	B - SPECIAL & LOCAL LAWS				
1	ANTIQUES (CULTURAL PROPERTY)				
	Antiques & Art Treasures Act 1972	0	0	0	0
	Ancient Monument & Archaeological Sites And Remains Act 1958	9	1	0	5
	Sub Total	9	1	0	5
2	ARMS ACT 1959				
	Country Made - Non Prohibited Bore - In Disturbed Area	19	2	0	1
	Country Made - Non Prohibited Bore - In Other Area	102	3	5	8
	Country Made - Prohibited Bore - In Disturbed Area	15	1	2	0
	Country Made - Prohibited Bore - In Other Area	76	4	5	3
	Factory Made - Non Prohibited Bore - In Disturbed Area	5	1	1	0
	Factory Made - Non Prohibited Bore - In Other Area	26	2	4	1
	Factory Made - Prohibited Bore - In Disturbed Area	4	0	0	1
	Factory Made - Prohibited Bore - In Other Area	32	1	4	3
	Sub Total	279	14	21	17
3	ANIMAL				
	The Karnataka Prevention of Slaughter and Preservation of Cattle Ordinance 2020	143	8	10	9
	Wild Life Preservation Act 1972	0	0	0	0
	Wild Life Protection Act 1972	2	0	0	0
	Prevention of Cruelty to Animals Act 1960	174	11	16	23
	Elephant (Preservation) Act 1879	0	0	0	0
	Cattle Trespass Act 1871	4	0	0	1
	Sub Total	323	19	26	33
4	CINEMATOGRAPHY ACT 1952				
	Films	2	0	0	0
	Video	0	0	0	0
	Sub Total	2	0	0	0

Sl. No.	Heads of Crime	During the current year upto the end of month under review	During the corresponding month of previous year	During the previous month	During the current month
5	CONSUMER				
	Liquified Petroleum Gas Supply & Control Order 2000	68	9	6	4
	Consumer (Protection) Act 1986	7	1	0	0
	Essential Commodities Act 1955	427	60	32	17
	Prevention of Food Adulteration Act 1954	3	0	0	0
	Packaged Commodities (Regulation) order 1975	0	0	0	0
	Sub Total	505	70	38	21
6	COPY RIGHT ACT 1957				
	By Company	145	13	14	9
	By Individual	83	5	11	5
	Sub Total	228	18	25	14
7	CIVIL RIGHTS				
	Protection of Civil Rights Act 1955	4	0	1	1
	Sub Total	4	0	1	1
8	SCHEDULED CASTE AND THE SCHEDULED TRIBES				
	Scheduled Caste	1285	115	99	107
	Scheduled Tribes	236	24	17	13
	Scheduled Caste Women	494	39	36	39
	Scheduled Tribes Women	110	15	2	10
	Sub Total	2125	193	154	169
9	CHILDREN ACT				
	Child Labour (Prohibition & Regulation) Act 1986	105	11	11	3
	Child Marriage (Restraint) Act - 1929	152	11	11	10
	Juvenile Justice Act 1986	142	9	8	13
	Probation of offenders Act 1958	1	0	0	0
	Protection of Children from Sexual Offences Act 2012 (POCSO)	0	0	0	0
	Sub Total	400	31	30	26
10	PREVENTION OF CORRUPTION ACT 1988				
	Public Servant - Elected	0	0	0	0
	Public Servant - Gazetted - Central	0	0	0	0
	Public Servant - Gazetted - Defence	0	0	0	0
	Public Servant - Gazetted - Public Sector Undertaking	0	0	0	0
	Public Servant - Gazetted - State	0	0	0	0
	Public Servant - Non-Gazetted - Central	0	0	0	0
	Public Servant - Non-Gazetted - Defence	0	0	0	0
	Public Servant - Non-Gazetted - State	0	0	0	0
	Sub Total	0	0	0	0
11	CUSTOMS				
	Customs Act 1962	0	0	0	0
	Import/Export (Control) Act 1947	0	0	0	0
	Sub Total	0	0	0	0
12	Explosives				
	Explosives Substances Act 1908	30	1	3	4
	Explosives Act 1884	112	7	13	2
	Inflammable Substance Act 1952	0	0	0	0
	Sub Total	142	8	16	6
13	FOREIGN EXCHANGE				
	Smugglers and Foreign Exchange Manipulator Act 1976	0	0	0	0
	Foreign Exchange Regulation Act 1973	0	0	0	0
	Foreign Exchange Regulation Act 1952	0	0	0	0
	Sub Total	0	0	0	0
14	FOREIGNER				
	Foreigners Act 1946	57	3	3	3
	Registration of Foreigners Act 1939	0	0	0	0
	Sub Total	57	3	3	3
15	FOREST				
	Indian Forest Act 1927	2	1	0	0
	Forest (Conservation) Act 1980	8	0	1	0
	Sub Total	10	1	1	0

Sl. No.	Heads of Crime	During the current year upto the end of month under review	During the corresponding month of previous year	During the previous month	During the current month
16	HIJACKING				
	Foreign Aircraft - In India	0	0	0	0
	Foreign Aircraft - Outside India	0	0	0	0
	Indian Aircraft - In India	0	0	0	0
	Indian Aircraft - Outside India	0	0	0	0
	Sub Total	0	0	0	0
17	IMMORAL TRAFFIC				
	Organised	215	21	22	10
	Un-Organised	84	12	8	9
	Sub Total	299	33	30	19
18	BONDED LABOUR SYSTEM	4	1	1	0
19	INDIAN MOTOR VEHICLE	305	1	2	5
20	NARCOTIC DRUGS & PSYCHOTROPIC SUBSTANCES ACT				
	Cultivated/Processed	1653	212	191	211
	Synthetic	2534	301	233	440
	Sub Total	4187	513	424	651
21	PASSPORT ACT				
	Foreigner	3	0	0	0
	Indian	2	0	0	1
	Sub Total	5	0	0	1
22	REPRESENTATIVE OF PEOPLE ACT 1951 & 1988				
	Assembly	19	1	12	0
	Parliament	104	0	0	0
	Other Elected Bodies	10	0	0	0
	Sub Total	133	1	12	0
23	KARNATAKA POLICE ACT 1963				
	Gambling - Matka (78 Class C)	5874	538	756	1039
	Street Gambling (87)	6304	427	957	484
	House Gambling (79 & 80)	264	34	21	20
	Betting	432	7	8	16
	Others	516	65	21	23
	Sub Total	13390	1071	1763	1582
24	PREVENTION OF DAMAGE TO PUBLIC PROPERTY ACT 1984	155	11	10	9
25	POST & TELEGRAPH, TELEGRAPH WIRES (UNLAWFUL POSSESSION) ACT 1980	2	0	0	0
26	OFFICIAL SECURITY RELATED ACTS				
	Official Secrets Act 1923	0	0	0	0
	Essential Services Maintenance Act 1981	0	0	0	0
	Sub Total	0	0	0	0
27	PREVENTION OF TERRORISM ACT (POTA)	0	0	0	0
28	RAILWAYS ACT				
	Indian Railways Act 1989	1	0	0	0
	Railway Property (Unlawful Possession) Act 1966	0	0	0	0
	Sub Total	1	0	0	0
29	UNLAWFUL ACTIVITIES (Prevention) Act 1967	7	0	2	0
30	CRIMES RELATED TO WOMEN				
	Dowry Prohibition	1913	219	129	138
	Commission of SATI (Prevention) Act 1987	0	0	0	0
	Indecent Representation of Women (Prohibition) Act 1986	1	0	0	0
	Sub Total	1914	219	129	138
31	INDIAN LUNACY ACT	0	0	0	0
32	INDIAN ELECTRICITY ACT	8	3	1	1
33	COTPA, CIGARETTES AND OTHER TOBACCO PRODUCTS	1139	125	147	208
34	KARNATAKA STATE LOCAL ACTS				
	Prevention of Insult to National Honours Act 1971	10	0	1	0
	Prevention of violence against Doctors, Medical professionals and Medical institutions	13	2	2	2
	The Karnataka Prevention of Dangerous Activities of Bootleggers, Drug-offenders, Gamblers, Goonda Act	0	0	0	0
	Karnataka Cow Slaughters Act	236	13	10	13

Sl. No.	Heads of Crime	During the current year upto the end of month under review	During the corresponding month of previous year	During the previous month	During the current month
	Banning of Unregulated Deposit Schemes Act	19	5	1	2
	Motor Spirit and High Speed Diesel (Regulation of supply, Distribution and Prevention of Malpractice Karnataka Epidemic Diseases Act 2020	0	0	0	0
	Karnataka Prevention of Slaughter and Preservation of Cattle Act 2020	204	11	6	27
	Disaster Management Act 2005	1	0	0	0
	Karnataka Excise Act 1965	8278	455	873	1498
	Karnataka Forest Act 1963	65	5	5	7
	Karnataka Education Act 1983 As Amended Upto Date	7	0	1	0
	Karnataka Kerosene Restriction Unuse Act 1956	0	0	0	0
	Karnataka University Act	0	0	0	0
	Karnataka Corruption Act	1	0	0	0
	Karnataka Medical Registration Act 1965	1	0	0	0
	Karnataka Land & Revenue Act 1964 & 2007	33	11	4	3
	Karnataka Kerosene Dealers License Order 1969	0	0	0	0
	Karnataka Society Registration Act	0	0	0	0
	Karnataka Minor Mineral Consistent Rule 1994	35	7	1	1
	Bangalore Development Authority Act	0	0	0	0
	Karnataka Prohibition of Beggery Act 1975	30	2	13	0
	Karnataka Municipalities Act 1964	0	0	0	0
	Karnataka Irrigation Act 1963	2	0	0	0
	Karnataka Fire Force act 1964	5	0	1	1
	Karnataka Consumer Protection Act 1986	0	0	0	0
	Karnataka Lottery Act	54	5	13	1
	Karnataka Weight & Measurement Act	0	0	0	0
	Karnataka Agriculture Marketing Regulation Act	0	0	0	0
	Karnataka Revenue Act	2	0	0	0
	Karnataka Mining Act	0	0	0	0
	Karnataka Betting Tax Act	0	0	0	0
	Karnataka Panchayat Raj Act	0	0	0	0
	Karnataka Open Place Disfigurement Act 1951	617	8	6	8
	Karnataka Right To Information Act 2000 & 2008	0	0	0	0
	Karnataka Urban Development Act 1987	0	0	0	0
	Karnataka Town & City Planning Act 1961	0	0	0	0
	Karnataka Race Betting Act	0	0	0	0
	Karnataka Devadasi's (Prohibition Of Dedication) Act 1982	1	0	0	0
	Cooperative Society Act	0	0	0	0
	Karnataka Entertainment Tax Act 1958	2	0	0	0
	Karnataka Land Acquisition (Prohibition) Act 2007	0	0	0	0
	Karnataka Money Lender Act 1961	17	4	1	2
	Karnataka Stamp Act 1957	0	0	0	0
	Karnataka Prisoners Act 1963 & 1974	66	2	7	9
	Karnataka Private Medical Institution Act 2007	2	0	0	1
	MMRD (Mines & Minerals Regulation Development) Act 1957	85	4	9	6
	Karnataka Treasure Trove Act 1962	0	0	0	0
	Karnataka Prohibition of Charging Exorbitant Interest Act 2004	17	2	2	1
	Karnataka Ayurvedic And Unani Pract. Regis. & Medical Prac. Misc. Prov. Act	0	0	0	0
	Other Local Acts	141	7	9	12
	Sub Total	9944	543	965	1594

Sl. No.	Heads of Crime	During the current year upto the end of month under review	During the corresponding month of previous year	During the previous month	During the current month
35	CYBER CRIME				
	CSAM (Child Pornography). Cyber Tip Line	6	2	3	0
	Business Fraud	49	0	14	17
	Matrimony Fraud	29	0	11	6
	Investment Fraud (Trading & Share Trading)	930	0	272	273
	Fake Customer Care	109	0	39	37
	ATM Fraud	3	0	1	0
	Digital Arrest	455	0	154	133
	AEPS (Aadhaar)	7	0	0	1
	Others	490	1	185	170
	Information Technology Act 2000, 2009	16937	2029	24	21
	Online Money Transfer	337	0	82	84
	Credit Card Fraud	359	0	113	89
	Loan App	99	0	28	21
	Ransomware Attack, Installing Spyware & Trojan, Using Other Malware & Viruses to infect digital serv	1	0	1	0
	Gifts, iPhone & Lottery Fraud	65	0	20	23
	Deep Fake/Deep Nudes	6	0	3	1
	Investment Fraud (Part Time Job, Task, Review)	868	3	261	306
	Card Skimming	0	0	0	0
	Job Fraud	238	0	70	70
	Hacking of Accounts & Ids	83	0	22	18
	Phishing (Taking Password & Information)	23	0	8	6
	Email Spoofing / Fraud	9	0	2	2
	SIM card Swapping / SIM Jacking / SIM Cloning	8	0	1	2
	(Instagram/Facebook/Whatsapp/X /Telegram etc)	157	0	34	28
	Crypto Currency, Bitcoin, etc.	28	1	4	11
	Remote Access Fraud (Any Desk/ Team Viewer)	2	0	1	1
	OLX Fraud	50	0	10	18
	Data Theft	17	0	5	6
	Fedex	248	0	89	34
	Otp Frauds (KYC Update, Apk Link)	325	0	99	99
	Sextortion and Revenge Porn	20	0	4	7
	Advertising Frauds	23	0	9	8
	Sub Total	21981	2036	1569	1492
36	NATIONAL SECURITY ACT	0	0	0	0
37	POCSO				
	Custodial Rape	0	0	0	0
	Gang Rape	1	0	0	0
	Rape with Murder	7	0	1	0
	Rape	2940	337	217	193
	Others	990	90	78	86
	Sub Total	3938	427	296	279
	Total (Item 1 to 36)	61496	5342	5666	6274

Sl. No.	Heads of Crime	During the current year upto the end of month under review	During the corresponding month of previous year	During the previous month	During the current month
C. CRIMES AGAINST WOMEN					
1	Rape (Sec. 376 IPC)				
	1.1 Custodial Rape	1	0	0	0
	1.2 Gang Rape	9	0	3	1
	1.3 other Cases of Rape	732	56	42	49
	Sub Total	742	56	45	50
2	Outraging modesty (Molestation) (sec.354 IPC)	6311	550	432	419
3	Kidnapping & Abduction of Women: (Sec.366 IPC)	128	6	10	8
4	Insulting modesty (Eve-Teasing) (Sec.294 & 509 IPC if victim is a woman)	180	12	15	19
5	Murder for Dowry - by burning (Sec.302 IPC)	0	1	0	0
6	Murder for Dowry - by other means (Sec.302 IPC)	11	2	0	2
7	Murder for other reasons	381	29	30	31
8	Attempt to Commit Murder for dowry by burning (Sec.307 IPC)	0	0	0	0
9	Attempt to Commit Murder for dowry by other means (Sec.307 IPC)	35	2	2	1
10	Attempt to Commit murder for other reasons	763	63	76	63
11	Dowry Death-by burning (Sec.304-B IPC)	1	0	0	0
12	Dowry Death-by other Means (Sec.304(B) IPC)	108	7	5	4
13	Cruelty by Husband or Relatives of Husband (Sec.498-A IPC)	2975	251	214	228
14	Abetment of Suicide (Sec.306 IPC)	153	11	15	10
15	Immoral Traffic (prevention) Act.	299	33	30	19
16	Indecent Representation of Women(Prohibition) Act-1986	1	0	0	0
17	Pornography	0	0	0	0
18	Offences against Public Servants (Sec.182-188-333-353 IPC)	131	12	14	8
19	Offences related to Marriage	32	4	3	4
20	Cyber Crimes	6731	687	474	528
	Total (Item 1 to 20)	18982	1726	1365	1394

Sl. No.	Heads of Crime	During the current year upto the end of month under review	During the corresponding month of previous year	During the previous month	During the current month
D.CRIME AGAINST CHILDREN					
1	Infanticide/ Foeticide (Sec. 315 & 316 IPC)	2	1	0	0
2	Rape on Minor	0	0	0	0
3	Exposure & abandonment (Sec. 317 IPC)	66	2	5	9
4	Kidnapping & Abduction of Children	3766	257	350	335
4.1	For Ransom - of Children	11	1	0	1
4.2	of Children - for begging	0	0	1	0
4.3	of Girls - Immoral Purpose	0	0	0	0
4.4	With intent to Steal from Child	0	0	0	0
4.5	Lawful Guardianship	4	0	1	0
4.6	Procuration of Minor Girls - For Prostitution	0	0	0	0
4.7	Procuration of Minor Girls - Importing of Girl	0	0	0	0
4.8	Procuration of Minor Girls - For Other Purposes	16	0	2	2
	Sub Total	3797	258	354	338
5	Selling of girls for Prostitution (Sec.372 IPC)	0	0	0	0
6	The Prohibition of Child Marriage Act - 2006	152	11	11	10
7	POCSO Act	3938	427	296	279
8	Death of Children due to miscarriage	30	1	3	1
9	Juvenile Justice Act	142	9	8	13
10	Child Labour (Pro.& Reg.) Act	105	11	11	3
11	Probation of Offenders Act	1	0	0	0
	Total (Item 1 to 11)	8233	720	688	653

Sl. No.	Heads of Crime	During the current year upto the end of month under review	During the corresponding month of previous year	During the previous month	During the current month
<u>E. CRIME AGAINST SCHEDULED CASTES /TRIBES BY NON SCs/STs</u>					
1	Murder	99	8	4	7
2	Rape	186	13	14	14
3	Kidnapping	124	7	10	7
4	Offences under the Protection of Civil Rights Act.	0	0	0	0
5	Offences under the SC & ST (prevention of Atrocities)Act 1989 (if the victim is SC)	2092	203	151	170
	Total (Item 1 to 5)	2501	231	179	198

G. MOTOR VEHICLE ACCIDENTS (DURING DECEMBER 2024)

Sl.No.	Location of Accidents	No. of Cases			No. of Persons		
		Fatal	Non-Fatal	Total	Killed	Injured	Total
1	National Highways	309	926	1235	320	1621	1941
2	State Highways	316	653	969	316	1293	1609
3	Other Roads	358	1282	1640	361	1965	2326
	TOTAL	983	2861	3844	997	4879	5876

1. 983 Fatal cases have been reported in December 2024, on an average 32 fatal cases reported per day.
2. 2861 Non Fatal cases have been reported in December 2024, on an average 92 non fatal cases reported per day
3. Out of 983 fatal cases reported 309 of the cases are on National Highways.
4. Out of 2861 non fatal cases reported 926 of the cases are on National Highways.
5. Out of 997 persons killed in road accidents 320 persons killed in National highways, i.e., 32% persons killed in National highways
6. Out of 4879 persons injured in road accidents 1621 persons injured in National highways, i.e., 33% Persons injured in National highways

**CASES REPORTED UNDER IPC AND SLL DURING THE MONTH
UNDER REVIEW AND THE CURRENT YEAR**

Sl.No.	DISTRICTS/UNITS	IPC CRIMES		SLL CRIMES	
		During the month under review (December -2024)	During the current Year Upto the month under review	During the month under review (December-2024)	During the current Year Upto the month under review
	Commissionerates				
1	Bengaluru City	2906	34500	1705	23056
2	Mysuru City	201	2504	31	646
3	Hubballi Dharwad City	159	1774	158	1151
4	Mangaluru City	177	2085	287	1662
5	Belagavi City	158	1694	24	429
6	Kalaburagi City	181	1769	55	600
	Central Range				
1	Bengaluru Dist	549	7545	90	1697
2	Ramanagara	330	3960	62	855
3	Tumakuru	494	6239	301	1974
4	Kolar	179	2229	40	488
5	Chickballapura	211	2665	87	1217
6	K.G.F	75	775	34	353
	Eastern Range				
1	Chitradurga	358	4377	91	1415
2	Davanagere	258	3109	157	1339
3	Shivamogga	397	4513	249	1899
4	Haveri	195	2402	82	1047
	Western Range				
1	Dakshina Kannada	156	1784	21	343
2	Udupi	223	2667	52	682
3	Chikkamagaluru	215	2607	158	1104
4	Uttara Kannada	201	2529	80	955
	Northern Range				
1	Belagavi Dist	408	4383	612	1881
2	Bagalkot	197	2165	119	976
3	Vijayapur	266	2925	243	1408
4	Dharwad	112	1038	66	571
5	Gadag	102	1033	194	968
	North Eastern Range				
1	Kalaburagi	219	2565	82	971
2	Bidar	257	2952	112	898
3	Yadgir	151	1539	100	942
	Southern Range				
1	Mysuru Dist	421	4855	42	766
2	Mandya	350	4321	118	1198
3	Chamarajanagar	167	2003	64	756
4	Hassan	400	5019	117	1180
5	Kodagu	132	1465	26	526
	Ballari Range				
1	Ballari	161	1975	101	1409
2	Koppal	150	1722	76	1073
3	Raichur	240	2720	172	1540
4	Vijayanagara	131	1666	247	1313
	Karnataka Railways	66	862	5	94
	STATE	11553	136935	6260	61382

MAJOR HEADS FOR THE MONTH OF DECEMBER-2024

Sl.NO	DISTRICT/UNITS	MURDER	ATTEMPT TO MURDER	RAPE	DACOITY	ROBBERY	BURGLARY - DAY	BURGLARY - NIGHT	THEFT	RIOTS	CASES OF HURT	CRUELTY BY HUSBAND	DOWRY DEATHS	FATAL	NON-FATAL	MOLES-TATION	SC/ST	GAMBLING	DP ACT	CYBER CRIME	POCSO	POCSO RAPE
	Commissionerates																					
1	Bengaluru City	7	28	14	2	26	11	56	750	1	276	32	0	85	341	76	23	32	72	1202	35	25
2	Mysuru City	3	1	1	0	2	0	4	23	0	19	3	0	11	98	5	2	4	11	8	2	2
3	Hubballi Dharwad City	2	15	3	1	4	2	4	21	2	9	5	0	14	24	1	5	116	0	17	7	2
4	Mangaluru City	0	2	2	0	3	1	2	20	1	14	3	0	14	79	6	2	19	1	9	8	4
5	Belagavi City	0	10	3	0	1	2	4	24	10	25	8	0	8	31	3	3	5	1	6	2	1
6	Kalaburagi City	3	4	1	0	0	2	9	44	4	7	9	0	10	34	5	5	17	1	3	2	1
	Central Range																					
7	Bengaluru Dist	7	8	0	1	5	6	22	121	8	42	12	0	55	139	13	6	12	4	43	8	7
8	Ramanagara	2	6	2	0	4	2	4	50	2	45	3	0	37	94	21	4	5	0	20	11	8
9	Tumakuru	2	11	1	2	4	3	11	56	1	63	7	1	65	177	25	7	25	8	22	17	11
10	Kolar	2	4	1	0	4	0	5	25	10	30	2	2	16	43	10	3	12	2	2	4	4
11	Chickballapura	1	5	1	2	2	0	12	21	11	36	2	0	18	47	6	4	32	1	14	12	12
12	K.G.F	5	2	0	0	2	1	3	9	0	13	2	0	4	18	2	0	2	1	11	4	3
	Eastern Range																					
13	Chitradurga	1	5	1	0	2	2	9	40	12	57	13	0	28	121	12	6	27	2	5	8	5
14	Davanagere	0	10	2	0	2	6	8	42	10	30	3	0	18	63	17	2	60	6	10	8	5
15	Shivamogga	5	9	1	0	1	3	11	41	18	57	5	0	35	90	24	4	65	6	6	22	18
16	Haveri	2	3	0	0	2	1	10	35	11	18	1	0	25	53	6	3	40	1	15	13	8
	Western Range																					
17	Dakshina Kannada	3	2	1	0	1	3	2	10	2	22	3	0	14	63	2	2	1	0	5	4	1
18	Udupi	1	4	1	0	4	1	7	25	3	15	3	0	24	88	3	5	11	1	7	7	3
19	Chikkamagaluru	2	14	1	0	1	2	6	14	9	44	6	0	17	58	7	7	14	1	7	10	6
20	Uttara Kannada	2	2	0	0	1	0	14	11	5	22	1	0	27	58	18	5	37	2	5	3	2
	Northern Range																					
21	Belagavi Dist	9	17	0	0	2	5	16	42	22	23	7	0	69	124	10	5	264	2	7	15	12
22	Bagalkot	1	6	0	2	0	3	8	23	12	6	1	0	34	52	10	0	41	0	2	2	1
23	Vijayapur	5	7	4	1	1	5	8	37	8	16	12	0	44	63	7	7	82	0	8	4	2
24	Dharwad	4	3	0	0	1	1	3	15	8	13	0	0	26	27	3	2	30	0	7	3	2
25	Gadag	1	5	3	0	0	2	4	24	8	4	2	0	12	17	3	4	105	1	4	2	2
	North Eastern Range																					
26	Kalaburagi	0	6	1	0	0	7	20	27	10	26	5	0	31	51	8	6	34	4	5	10	6
27	Bidar	1	3	0	0	1	3	11	20	4	48	12	0	37	75	4	3	72	0	2	3	2
28	Yadgir	2	5	2	0	0	1	6	28	12	17	1	0	15	23	12	4	61	1	4	3	2
	Southern Range																					
29	Mysuru Dist	2	6	0	0	4	2	17	59	5	64	8	0	35	164	15	3	12	1	2	8	3
30	Mandya	4	5	0	1	2	4	8	28	2	54	7	0	33	142	13	6	17	4	6	13	11
31	Chamarajanagar	1	6	0	0	1	1	4	14	5	29	3	0	19	45	14	2	11	0	1	7	4
32	Hassan	2	16	0	1	2	4	7	27	3	72	7	0	30	152	20	5	16	5	8	14	12
33	Kodagu	4	3	0	0	2	2	5	10	0	15	0	0	13	42	4	3	1	0	5	2	1
	Ballari Range																					
34	Ballari	0	8	2	0	0	0	1	18	8	14	6	0	18	37	7	6	41	1	9	4	4
35	Koppal	1	4	1	1	1	3	4	14	7	11	4	0	25	35	7	4	34	0	3	5	4
36	Raichur	4	7	1	3	0	0	4	55	10	30	11	1	33	32	13	8	104	6	2	3	2
37	Vijayanagara	2	4	0	0	2	3	4	14	3	13	8	1	16	32	6	3	96	2	2	8	5
	Karnataka Railways	1	0	0	0	4	0	0	54	0	1	0	0	0	0	1	0	0	0	0	0	0
	Coastal Security Police	0	0	0	0	0	0	0	0	0	0	0	0	0	0	0	0	2	0	0	0	0
	CID																					
	Total	94	256	50	17	94	94	333	1891	247	1300	217	5	1015	2832	419	169	1559	148	1494	293	203

MAJOR HEADS FOR THE YEAR 2024 (UPTO DECEMBER)																						
Sl.No	DISTRICT/UNITS	MURDER	ATTEMPT TO MURDER	RAPE	DACOITY	ROBBERY	BURGLARY - DAY	BURGLARY - NIGHT	THEFT	RIOTS	CASES OF HURT	CRUELTY BY HUSBAND	DOWRY DEATHS	FATAL	NON-FATAL	MOLESTATION	SC/ST	GAMBLING	DP ACT	CYBER CRIME	POCSO	POCSO RAPE
	Commissionerates																					
1	Bengaluru City	176	450	167	67	693	181	763	9605	72	3828	614	25	876	3903	1251	240	498	876	17682	586	415
2	Mysuru City	22	39	23	2	45	9	82	356	10	309	17	5	160	970	59	24	51	119	272	65	49
3	Hubballi Dharwad City	22	85	20	3	28	22	64	221	28	170	95	4	102	334	72	47	386	0	247	63	42
4	Mangaluru City	10	53	23	3	19	18	36	206	14	187	20	0	169	854	81	18	217	39	149	63	29
5	Belagavi City	15	66	11	5	28	23	81	270	57	173	62	3	130	390	54	35	125	3	105	28	16
6	Kalaburagi City	25	48	24	2	34	17	83	308	70	192	74	2	113	366	55	43	239	36	43	24	14
	Central Range																					
7	Bengaluru Dist	66	128	28	36	90	87	266	1588	111	625	153	5	723	1847	231	96	150	46	875	133	81
8	Ramanagara	40	69	10	13	42	40	131	500	36	517	49	1	408	1177	205	54	107	39	242	116	96
9	Tumakuru	52	130	33	14	87	48	216	738	53	742	51	5	737	1901	323	115	514	104	331	174	131
10	Kolar	28	60	3	3	31	24	70	236	100	356	26	5	260	546	90	45	120	17	64	103	86
11	Chickballapura	27	49	17	6	20	27	90	300	135	457	53	2	311	546	128	42	315	11	197	183	156
12	K.G.F	12	32	8	0	6	13	63	87	10	150	9	1	65	129	43	13	18	17	100	44	35
	Eastern Range																					
13	Chitradurga	30	83	17	2	25	18	100	443	218	702	121	4	413	1280	398	55	512	53	80	147	110
14	Davanagere	27	84	24	7	48	31	151	424	171	326	59	5	283	746	194	62	484	72	143	107	77
15	Shivamogga	36	144	17	11	42	41	132	428	180	734	86	2	361	1139	272	84	419	99	136	220	173
16	Haveri	22	56	18	4	14	29	129	470	205	233	33	2	262	568	111	48	475	22	130	125	109
	Western Range																					
17	Dakshina Kannada	12	30	8	1	10	13	57	164	31	192	31	0	148	707	73	27	17	2	115	68	37
18	Udupi	6	35	13	8	16	20	71	312	37	248	63	0	225	990	65	43	114	11	222	60	35
19	Chikkamagaluru	31	51	12	4	9	22	74	232	44	521	77	1	237	713	152	50	176	6	102	121	89
20	Uttara Kannada	17	52	12	4	13	20	79	184	75	389	42	0	248	727	221	51	349	18	109	81	60
	Northern Range																					
21	Belagavi Dist	70	119	17	8	19	40	141	428	228	447	113	3	696	1243	188	85	841	13	71	128	94
22	Bagalkot	20	85	9	7	8	20	77	275	89	132	35	2	367	495	146	58	463	20	47	63	50
23	Vijayapur	63	99	32	5	11	33	100	350	124	367	103	2	417	569	122	92	584	7	86	96	71
24	Dharwad	19	25	6	2	9	9	34	104	55	107	22	1	186	285	28	35	214	1	68	46	38
25	Gadag	17	24	8	0	8	15	36	169	91	93	20	1	148	164	49	38	440	8	70	37	32
	North Eastern Range																					
26	Kalaburagi	30	70	13	4	16	30	118	429	133	340	84	4	283	559	84	55	467	39	35	64	47
27	Bidar	31	54	11	3	11	19	115	303	137	556	117	2	315	744	52	27	459	23	44	59	40
28	Yadgir	22	53	16	0	1	16	39	195	145	210	46	0	153	286	128	53	470	18	23	50	44
	Southern Range																					
29	Mysuru Dist	49	64	16	0	41	34	212	467	134	850	112	3	443	1600	252	44	156	10	58	138	110
30	Mandya	26	78	13	8	34	44	125	344	68	603	65	4	500	1598	227	67	274	38	76	149	111
31	Chamarajanagar	11	53	14	1	16	11	88	151	52	358	26	3	234	535	194	38	115	14	29	89	65
32	Hassan	44	122	27	19	47	56	154	396	67	899	89	6	459	1757	234	93	168	65	141	154	123
33	Kodagu	24	37	4	2	8	22	62	108	5	274	21	0	82	420	55	42	32	6	90	78	59
	Ballari Range																					
34	Ballari	18	53	14	2	9	17	81	323	96	204	110	1	215	338	73	36	691	11	119	54	35
35	Koppal	18	39	20	6	10	21	77	218	51	110	57	2	271	392	107	58	623	0	38	66	54
36	Raichur	39	78	20	6	18	26	73	568	214	267	117	2	318	366	178	80	875	65	30	92	81
37	Vijayanagara	19	59	13	1	11	11	52	215	86	158	71	2	205	358	111	27	688	14	28	75	65
	Karnataka Railways	13	6	0	2	33	1	0	733	0	19	0	0	2	0	6	1	0	0	2	5	1
	Coastal Security Police	0	0	0	0	0	0	0	0	0	0	0	0	0	0	0	0	31	0		0	0
	CID	0	0	1	0	0	0	0	0	0	0	0	0	0	0	0	0	0	0	3	0	0
	Total	1209	2862	742	271	1610	1128	4322	22848	3432	17045	2943	110	11525	31542	6312	2121	12877	1942	22402	3954	2960

KARNATAKA SAKALA SERVICES ACT, 2011 AND (AMENDMENT) ACT, 2014				
Unitwise - Month wise Report on Receipts & Disposals - December - 2024				
Police Department has implemented 24 SAKALA Services through PoliceIT Application. The district wise details of received, disposed and overdue status of services for December 2024 as on 31.12.2024 are as under.				
SI No	District	No. of SAKALA Receipts during the Month	No. of SAKALA Disposals during the Month	No. of Pendency After due date as on 31.12.2024
1	Bengaluru City	33352	34428	26
2	Belagavi City	4179	3869	45
3	Hubli-Dharwad City	1538	1324	136
4	Mysore City	4108	4308	15
5	Mangalore City	4026	4120	27
6	Bagalkot	1509	1565	4
7	Ballari	1279	1407	25
8	Belagavi	2064	1877	20
9	Bengaluru Rural	2374	2929	54
10	Bidar	1531	1626	18
11	Chamarajanagar	1478	1633	4
12	Chikkaballapura	1803	2132	7
13	Chikkamagaluru	2064	2069	6
14	Chitradurga	1954	2081	3
15	Dakshina Kannada	926	946	12
16	Davanagere	2205	2413	11
17	Dharwad	1297	1252	65
18	Gadag	846	866	2
19	Hassan	2782	2672	15
20	Haveri	1151	1219	7
21	Kalaburagi	1552	1413	25
22	Kodagu	1014	931	5
23	Kolar	1440	1432	14
24	KGF	819	836	9
25	Koppal	858	971	3
26	Mandya	2525	2372	45
27	Mysuru	2205	2359	27
28	Raichur	1082	1214	14
29	Ramanagara	2388	2372	22
30	Shivamogga	2991	3175	17
31	Tumakuru	3525	3470	6
32	Udupi	2197	2260	0
33	Uttara Kannada	926	946	5
34	VijayaNagara	1155	1118	18
35	Vijayapura	2316	2474	13
36	Yadgir	714	1099	17
	Total	100173	103178	742

KARNATAKA SAKALA SERVICES ACT, 2011 AND (AMENDMENT) ACT, 2014**Unitwise - Month wise Report on Receipts & Disposals - December - 2024**

Police Department has implemented 24 SAKALA Services through PoliceIT Application. The Service wise details of received, disposed and overdue status of services for December 2024 as on 31.12.2024 are as under

Sl. No	Service Name	Stipulated Time	No. of Receipts During the Month	No. of Disposal During the Month as on 30.11.2024
1	Arms License Issue and Renewal Verification	30	0	0
2	Certification of Finger Print	20	3	4
3	Disposal of Petitions	45	31665	32508
4	Issue of copy of FIR to the complaintant	1	19809	19809
5	License for Amplified Sound System	3	1428	1311
6	License for Amusement	15	0	0
7	Missing Report of documents, Mobile phone etc	1	3894	3894
8	No objection to return to India permission in respect of Tibetans	20	0	0
9	No obligation to return to India (NORI) Certificate	20	0	0
10	NOC for Crackers License	7	1	6
11	NoC for Passport Verification	20	901	932
12	NOC for petrol pump,gas agency,hotel,bar etc.	7	7	6
13	NOC for Residencial Permit Extension	7	0	0
14	NOC required for setting up of Petroleum, Diesel and Naphtha. Sale, Transport	21	0	0
15	Permission for Peaceful Assembly and procession	15	0	0
16	Police Clearance Certificate for going abroad (Visa for studies)/ Police Clearance Certificate for Foreign Nationals	20	288	314
17	Police verification Certificate for Coolies/Loader/Class IV Security Staff/ Supervisor at Airport (Individual applicants only)	20	8297	8774
18	Police Verification Certificate for domestic servants/house keeping	20	0	0
19	Police Verification Certificate for Institutions/ Companies	20	70	76
20	Police verification Certificate for Marriage Alliances	20	5	13
21	Police verification Certificate for Training Apprenticeship at Public Undertakings /for trainees/ Workers working on daily wages at Govt. Institutions	20	3740	4378
22	PVC for Central /State Govt. employees if request is received directly by the employee	20	749	797
23	Service Verification	20	29316	30356
24	Temporary Licence for Sale of Crackers	7	0	0
	Total		100173	103178

Comparitive Crime Statement 17 for the Years 2022, 2023, and 2024

KARNATAKA STATE	2022														2023														2024 As on 31/12/2024													
	Head Name	Rep	Fal	Tr	Tru	NI	Con	Dis/ACQ	Com	PT	UI	Un	OD	AB	Rep	Fal	Tr	Tru	NI	Con	Dis/ACQ	Com	PT	UI	Un	OD	AB	Rep	Fal	Tr	Tru	NI	Con	Dis/ACQ	Com	PT	UI	Un	OD	AB		
PART-I (IPC Cases)																																										
Murder	1367	89	34	1244	0	41	98	0	989	13	47	2	54	1293	58	30	1205	1	8	36	0	1045	46	33	0	37	1210	23	21	1166	0	0	2	1	764	382	2	0	15			
Attempt to murder	2828	174	8	2646	0	28	319	16	2203	16	20	27	17	2783	163	12	2608	0	11	97	5	2320	129	17	13	16	2864	65	10	2789	0	3	5	1	1337	1431	1	8	3			
C.H.Not Amounting to murder	95	12	2	81	0	1	5	0	66	3	1	2	3	82	8	1	73	0	1	3	0	58	5	1	0	5	124	3	0	121	0	3	0	0	56	54	0	0	8			
Dacoity	216	19	4	193	0	1	5	0	168	1	18	0	0	178	14	3	161	0	0	0	0	140	15	5	1	0	155	5	4	146	0	0	0	0	74	71	1	0	0			
Preparation And Assembly For Dacoity	294	0	0	294	0	1	10	0	283	0	0	0	0	135	0	0	135	0	0	1	0	131	3	0	0	0	116	0	0	116	0	0	0	0	87	29	0	0	0			
Robbery	1066	52	11	1003	0	2	51	8	748	3	184	6	1	1243	42	20	1181	0	3	13	4	845	86	229	0	1	996	21	10	965	0	0	1	1	403	514	44	2	0			
Chain Snatching	669	3	8	658	0	2	22	1	439	3	190	1	0	639	7	4	628	0	2	3	0	398	60	165	0	0	615	6	6	603	0	0	0	0	237	338	27	1	0			
H.B.T by day	990	33	0	957	0	7	24	1	427	7	484	2	5	1175	40	0	1135	0	9	17	1	458	89	560	1	0	1128	20	0	1108	0	1	3	0	237	683	183	0	1			
H.B.T by night	4435	49	3	4383	0	42	89	6	1605	29	2600	2	10	4865	44	2	4819	0	15	31	4	1584	364	2811	8	2	4322	23	2	4297	0	0	6	0	705	2641	942	3	0			
House theft	1298	68	1	1229	0	9	27	9	415	1	766	1	1	2154	124	1	2029	0	5	13	5	563	54	1384	3	2	1924	62	4	1858	0	2	1	3	324	924	603	1	0			
Ordinary Theft	19447	562	305	18580	0	646	339	2611	4009	28	10727	196	24	22598	900	272	21426	2	535	225	1883	4706	553	13410	99	15	20424	562	287	19575	0	120	101	579	3384	8965	6376	45	5			
Cattle thefts	478	8	1	469	0	6	19	46	166	2	223	3	4	424	13	2	409	0	6	4	32	141	18	207	1	0	501	3	1	497	0	2	0	6	135	272	82	0	0			
Receiving stolen Property	2	0	0	2	0	1	0	0	0	0	0	1	0	3	0	1	2	0	0	0	0	1	0	1	0	0	1	0	0	1	0	0	0	0	1	0	0	0	0			
Cheating	6413	2159	159	4095	1	12	55	126	2362	713	697	100	30	6928	1968	130	4830	0	9	19	59	2019	1975	666	77	6	6581	759	91	5731	0	0	1	14	598	4890	205	23	0			
Cr.Br.Trust	461	137	8	316	0	1	1	4	190	88	20	9	3	508	131	5	372	0	0	1	2	138	204	25	2	0	569	60	8	501	0	0	0	0	53	441	6	0	1			
C.C.Notes	29	0	0	29	0	0	0	0	13	0	16	0	0	27	0	0	27	0	0	0	0	9	0	18	0	0	30	0	0	30	0	0	0	0	13	12	5	0	0			
Sub Total - PART-I	40088	3365	544	36179	1	800	1064	2828	14083	907	15993	352	152	45035	3512	483	41040	3	604	463	1995	14556	3601	19532	205	84	41560	1612	444	39504	0	131	120	605	8408	21647	8477	83	33			
PART-II (IPC Cases)																																										
304(A),IPC	11330	92	19	11219	0	525	1068	21	7146	6	1023	14	1416	12045	93	34	11918	0	364	332	4	8755	139	1045	22	1257	11851	64	12	11775	0	90	34	2	6073	4592	359	4	621			
279,337,338 IPC	28893	234	20	28639	0	19045	480	469	7325	13	1081	119	107	31760	223	13	31524	0	18195	227	373	11123	152	1298	79	77	31583	130	12	31441	0	7527	118	102	13441	9558	665	14	16			
Rioting	3929	418	9	3502	0	25	562	89	2730	34	49	11	2	3907	368	7	3532	0	11	212	30	3106	134	32	6	1	3430	170	4	3256	0	4	16	4	1597	1620	13	2	0			
Hurts	15379	885	21	14473	0	147	3016	622	10308	44	217	58	61	17470	1132	31	16307	0	118	1507	419	13553	315	320	43	32	17039	728	28	16283	0	49	177	100	9526	6274	134	22	1			
Acid Attack (326(a))	7	1	0	6	0	1	1	0	4	0	0	0	0	2	0	0	2	0	0	0	0	2	0	0	0	0	8	1	0	7	0	0	0	0	6	1	0	0	0			
Kidnapping	3232	2872	42	318	0	2	49	3	188	36	30	4	4	3649	3230	31	388	0	0	21	2	186	153	18	8	0	4102	2684	23	1395	0	0	3	0	128	1256	5	3	0			
304(B) IPC	161	17	1	143	0	2	22	0	117	2	0	0	0	158	8	1	149	0	0	4	0	142	3	0	0	0	110	0	2	108	0	0	0	0	78	30	0	0	0			
498 (A) IPC	2784	254	58	2472	0	11	466	26	1877	42	0	35	15	2970	314	61	2595	0	5	216	9	2228	108	1	22	6	2971	157	49	2765	0	3	33	1	1539	1180	1	5	3			
354 IPC Molestation	5857	555	23	5279	1	27	878	58	4203	41	40	13	19	6492	628	31	5833	0	18	340	40	5113	225	66	20	11	6311	379	29	5903	1	4	41	11	3168	2627	37	13	2			
Rape	537	48	30	459	0	7	81	2	344	12	1	12	0	601	43	37	521	0	0	24	1	454	31	0	10	1	626	25	44	557	0	0	4	0	333	216	0	3	1			
353 IPC	993	50	0	943	0	26	68	3	812	12	12	5	5	1005	41	4	960	0	15	18	1	849	52	15	7	3	975	18	3	954	0	2	0	0	474	473	3	0	2			
Other IPC	14124	1555	80	12490	0	5004	591	491	5255	319	661	111	58	21462	1858	84	19520	0	10051	303	350	6920	1007	775	87	27	16382	795	72	15515	0	3326	38	103	5674	6059	278	22	15			
Sub Total - PART-II	87226	6981	303	79943	1	24822	7282	1784	40309	561	3114	382	1687	101521	7938	334	93249	0	28777	3204	1229	52431	2319	3570	304	1415	95388	5151	278	89959	1	11005	464	323	42037	33886	1495	88	661			

Comparitive Crime Statement 17 for the Years 2022, 2023, and 2024

KARNATAKA STATE	2022														2023														2024 As on 31/12/2024													
Head Name	Rep	Fal	Tr	Tru	NI	Con	Dis/ACQ	Com	PT	UI	Un	OD	AB	Rep	Fal	Tr	Tru	NI	Con	Dis/ACQ	Com	PT	UI	Un	OD	AB	Rep	Fal	Tr	Tru	NI	Con	Dis/ACQ	Com	PT	UI	Un	OD	AB			
PART-III (SLL Cases)																																										
Arms Act	271	12	1	258	0	5	17	3	221	5	6	1	0	294	8	3	283	0	2	8	0	235	27	8	2	1	279	5	1	273	0	0	2	0	131	138	2	0	0			
Cow Slaughter	408	3	2	403	0	9	9	1	364	3	15	2	0	264	6	4	254	0	6	1	1	236	6	3	1	0	235	4	2	229	0	2	0	0	128	93	6	0	0			
Animal Sacrifice Act	460	20	2	438	0	29	9	3	364	2	30	1	0	347	18	1	328	0	36	3	0	256	8	23	2	0	323	6	2	315	0	11	1	0	150	145	8	0	0			
P.I.T Act	243	3	0	240	0	4	1	1	230	3	1	0	0	313	3	1	309	0	3	0	0	272	32	1	1	0	299	1	0	298	0	0	0	0	160	138	0	0	0			
POCSO	3208	56	97	3055	0	139	1338	5	1507	6	10	29	21	3896	53	173	3670	0	71	1021	1	2513	11	15	25	13	3939	45	183	3711	0	5	179	1	2751	749	7	12	7			
K.P Act	460	6	1	453	0	212	7	2	213	1	4	11	3	1311	207	1	1103	0	413	20	5	637	7	5	15	1	516	34	0	482	0	95	5	1	307	70	1	3	0			
E.C Act	817	27	2	788	0	8	19	0	674	24	11	49	3	492	10	1	481	0	3	4	0	380	72	2	20	0	427	7	0	420	0	0	0	0	172	246	0	2	0			
SC/ST/Act	2138	393	120	1625	1	11	324	4	1187	56	4	33	6	2148	385	40	1723	1	5	114	1	1484	81	8	24	6	2124	258	45	1821	0	1	15	2	1331	463	2	6	1			
Explosive Act	62	4	1	57	0	11	1	0	31	4	9	1	0	270	2	0	268	0	55	1	2	176	24	5	5	0	142	0	0	142	0	6	0	0	29	105	2	0	0			
N.D.P.S Act	6406	14	3	6389	0	2792	127	54	3372	5	13	18	8	6766	16	0	6750	0	2865	93	40	3680	42	9	12	9	4187	3	3	4181	0	784	7	3	2270	1105	9	2	1			
TADA Act	0	0	0	0	0	0	0	0	0	0	0	0	0	0	0	0	0	0	0	0	0	0	0	0	0	0	0	0	0	0	0	0	0	0	0	0	0	0	0	0		
PCR Act	4	1	0	3	0	0	0	0	3	0	0	0	0	13	0	0	13	0	0	1	1	8	3	0	0	0	4	0	0	4	0	0	0	0	0	4	0	0	0			
R.P.Act	6	2	0	4	0	0	0	0	2	1	0	1	0	338	57	7	274	0	79	1	2	159	4	18	9	2	133	12	0	121	0	10	0	0	49	50	11	1	0			
Children Act	357	38	14	305	0	28	23	2	243	3	1	4	1	368	68	14	286	0	32	10	1	219	16	5	3	0	400	32	14	354	0	7	1	0	172	171	2	1	0			
Sati Act	0	0	0	0	0	0	0	0	0	0	0	0	0	0	0	0	0	0	0	0	0	0	0	0	0	0	0	0	0	0	0	0	0	0	0	0	0	0	0	0		
Cinema Autography Act	1	1	0	0	0	0	0	0	0	0	0	0	0	0	0	0	0	0	0	0	0	0	0	0	0	0	2	0	0	2	0	0	0	0	0	2	0	0	0			
Gambling Act	13045	1	0	13044	0	8417	273	124	4129	2	1	78	20	13663	8	1	13654	0	7868	126	153	5437	16	1	43	10	12874	0	2	12872	0	3308	48	60	7183	2253	1	14	5			
Excise Act	8865	0	0	8865	0	4676	603	87	3380	1	2	53	63	9332	3	1	9328	0	3413	329	97	5360	12	35	30	52	8278	1	0	8277	0	1540	41	33	4504	2130	11	8	10			
D.P Act	2240	213	52	1975	0	2	297	17	1522	61	0	73	3	2323	191	51	2081	0	0	137	7	1622	291	1	22	1	1913	80	46	1787	0	0	10	0	785	983	1	8	0			
Other Special and Local Laws	14476	310	20	14146	0	466	76	2417	1646	384	9100	48	9	25616	386	47	25183	0	1350	74	2929	3447	4523	12809	43	8	25422	170	28	25224	0	750	62	435	1939	17761	4254	22	1			
Sub Total - PART-III	53467	1104	315	52048	1	16809	3124	2720	19088	561	9207	402	137	67754	1421	345	65988	1	16201	1943	3240	26121	5175	12948	257	103	61497	658	326	60513	0	6519	371	535	22061	26606	4317	79	25			
PART-IV (Cr.PC)																																										
107 Cr.p.C	1	0	0	1	0	0	0	0	1	0	0	0	0	0	0	0	0	0	0	0	0	0	0	0	0	0	0	0	0	0	0	0	0	0	0	0	0	0	0			
109 Cr.p.c	1	0	0	1	0	1	0	0	0	0	0	0	0	0	0	0	0	0	0	0	0	0	0	0	0	0	0	0	0	0	0	0	0	0	0	0	0	0	0			
110 Cr.P.C	0	0	0	0	0	0	0	0	0	0	0	0	0	0	0	0	0	0	0	0	0	0	0	0	0	0	0	0	0	0	0	0	0	0	0	0	0	0	0			
145 CR.P.C	0	0	0	0	0	0	0	0	0	0	0	0	0	0	0	0	0	0	0	0	0	0	0	0	0	0	0	0	0	0	0	0	0	0	0	0	0	0	0			
151 CR.p.c	0	0	0	0	0	0	0	0	0	0	0	0	0	1	0	0	1	0	0	0	0	1	0	0	0	0	0	0	0	0	0	0	0	0	0	0	0	0	0			
41(1)(d) 102 Cr.P.C	79	3	17	59	0	14	1	2	27	1	0	12	2	43	0	9	34	0	9	1	1	18	1	0	4	0	36	0	7	29	0	1	0	0	9	17	0	2	0			
Other Cr.P.C	4	1	1	2	0	1	0	0	1	0	0	0	0	2	0	0	2	0	0	0	0	0	0	0	0	2	4	1	0	3	0	0	0	0	2	1	0	0	0			
Sub Total - PART-IV	85	4	18	63	0	16	1	2	29	1	0	12	2	46	0	9	37	0	9	1	1	19	1	0	6	0	40	1	7	32	0	1	0	0	11	18	0	2	0			
Grand Total	180866	11454	1180	168233	3	42447	11471	7334	73509	2030	28314	1148	1978	214356	12871	1171	200314	4	45591	5611	6465	93127	11096	36050	772	1602	198485	7422	1055	190008	1	17656	955	1463	72517	82157	14289	252	719			
PART-V (Missing Cases)																																										
Head Name	Rep	Fal	Tr	Tru	UI	Tra	Untra							Rep	Fal	Tr	Tru	UI	Tra	Untra							Rep	Fal	Tr	Tru	UI	Tra	Untra									
Missing Person	17695	165	23	17504	290	16093	1121							20791	207	27	20552	918	19038	596						22268	188	29	22049	3571	18464	14										
PART-VI (PAR Cases)																																										
Head Name	Rep	Fal	Tr	Tru	UI	OD	BO							Rep	Fal	Tr	Tru	UI	OD	BO							Rep	Fal	Tr	Tru	UI	OD	BO									
PAR (Cr.PC)	41376	0	0	41376	8817	802	31757							52097	0	0	52097	14609	792	36696						57044	0	0	57044	25574	310	31159										

Aadhaar e-Sign details of FIR for the Month of December 2024

Sl.No	District_Name	FIR Count	FIR eSign Count	FIR %
1	Vijayapur District	558	555	99.46
2	Dakshina Kannada District	191	182	95.29
3	Uttara Kannada District	312	297	95.19
4	Koppal District	247	235	95.14
5	Yadgir District	259	244	94.21
6	Dharwad District	203	190	93.60
7	Mysuru City	260	243	93.46
8	Chikkamagaluru District	401	364	90.77
9	Bagalkot District	348	313	89.94
10	Udupi District	301	270	89.70
11	Tumakuru District	905	792	87.51
12	Kalaburagi City	255	222	87.06
13	Chitradurga District	523	439	83.94
14	Belagavi District	1066	893	83.77
15	SP Railways	72	55	76.39
16	Gadag District	313	233	74.44
17	Raichur District	429	306	71.33
18	Chamarajanagar District	278	198	71.22
19	Haveri District	320	223	69.69
20	Davanagere District	491	329	67.01
21	Bengaluru District	735	481	65.44
22	Ramanagara District	444	246	55.41
23	K.G.F District	129	70	54.26
24	Mandya District	515	263	51.07
25	Kolar District	260	128	49.23
26	Bidar District	405	170	41.98
27	Hassan District	566	231	40.81
28	Bengaluru City	5035	1966	39.05
29	Mysuru District	517	191	36.94
30	Ballari District	288	103	35.76
31	Chickballapura District	351	111	31.62
32	Hubballi Dharwad City	354	110	31.07
33	Mangalore COP	481	137	28.48
34	Vijayanagara District	404	110	27.23
35	KODAGU(Madikeri) District	169	37	21.89
36	Kalaburagi District	318	54	16.98
37	Belagavi City	213	33	15.49
38	Shivamogga District	729	78	10.70
Total		19645	11102	56.51

Aadhaar e-Sign details of Chargesheet for the Month of December 2024				
SI No.	District_Name	Charge sheeted	e-Signed Charge sheeted	Charge sheet %
1	Koppal District	26	25	96.15
2	Mysuru City	100	89	89.00
3	Dharwad District	63	52	82.54
4	Chitradurga District	82	64	78.05
5	Mangalore COP	265	197	74.34
6	Chikkamagaluru District	187	137	73.26
7	Yadgir District	79	56	70.89
8	Gadag District	180	121	67.22
9	K.G.F District	32	21	65.63
10	Kalaburagi City	40	26	65.00
11	Chamarajanagar District	103	63	61.17
12	Uttara Kannada District	86	52	60.47
13	SP Railways	7	4	57.14
14	Udupi District	51	27	52.94
15	Belagavi District	256	134	52.34
16	Tumakuru District	247	124	50.20
17	Dakshina Kannada District	28	14	50.00
18	Raichur District	146	71	48.63
19	Haveri District	27	13	48.15
20	Davanagere District	120	57	47.50
21	Bagalkot District	28	13	46.43
22	Vijayapur District	61	28	45.90
23	Bengaluru District	413	173	41.89
24	Mandya District	163	67	41.10
25	Hassan District	96	38	39.58
26	Vijayanagara District	146	55	37.67
27	Hubballi Dharwad City	102	38	37.25
28	Kolar District	82	27	32.93
29	Ramanagara District	120	35	29.17
30	Kalaburagi District	65	18	27.69
31	Belagavi City	19	5	26.32
32	Bengaluru City	1403	255	18.18
33	Bidar District	67	12	17.91
34	KODAGU(Madikeri) District	30	3	10.00
35	Shivamogga District	93	6	6.45
36	Chickballapura District	59	2	3.39
37	Ballari District	57	1	1.75
38	Mysuru District	64	1	1.56
Total		5193	2124	40.90

Vehicle Log Details For The Month Of December-2024

Chief Office

As On: 03/01/2025

S.No.	District/Unit Name	Actual Strength	Log Entered Vehicles For The Month	Log Not Entered Vehicles For The Month	Remarks
1	Bagalkot	154	108	46	
2	Ballari	156	152	4	
3	Belagavi City	228	145	83	
4	Belagavi Dist	276	204	72	
5	Bengaluru City	3,205	1,020	2185	
6	Bengaluru Dist	241	107	134	
7	Bidar	192	85	107	
8	Chamarajanagar	121	79	42	
9	Chickballapura	132	123	9	
10	Chikkamagaluru	193	102	91	
11	Chitradurga	192	60	132	
12	Coastal Security Police	56	13	43	
13	Dakshina Kannada	162	107	55	
14	Davanagere	200	83	117	
15	Dharwad	112	106	6	
16	Gadag	179	44	135	
17	Hassan	196	50	146	
18	Haveri	164	80	84	
19	Hubballi Dharwad City	247	97	150	
20	K.G.F	83	47	36	
21	Kalaburagi	214	55	159	
22	Kalaburagi City	185	52	133	
23	Karnataka Railways	98	52	46	
24	Kodagu	148	73	75	
25	Kolar	171	67	104	
26	Koppal	156	138	18	
27	Mandya	215	100	115	
28	Mangaluru City	249	68	181	
29	Mysuru City	248	104	144	
30	Mysuru Dist	191	103	88	
31	Raichur	176	135	41	
32	Ramanagara	177	62	115	
33	Shivamogga	207	151	56	
34	Tumakuru	289	99	190	
35	Udupi	144	103	41	

S.No.	District/Unit Name	Actual Strength	Log Entered Vehicles For The Month	Log Not Entered Vehicles For The Month	Remarks
36	Uttara Kannada	212	123	89	
37	Vijayanagara	145	145	0	
38	Vijayapur	186	176	10	
39	Yadgir	151	44	107	
40	Forest Cell	40	10	30	
41	CID	280	22	258	
42	ISD Bengaluru	92	27	65	
43	State INT	911	181	730	
44	APTS Yelahanka	19	0	19	
45	Battalion I - Bangalore	64	57	7	
46	Battalion II - Belgaum	39	35	4	
47	Battalion III - Bangalore	63	36	27	
48	Battalion IV - Bangalore	55	40	15	
49	Battalion IX - Bangalore	45	36	9	
50	Battalion V - Mysore	44	43	1	
51	Battalion VI - Gulbarga	41	30	11	
52	Battalion VII - Mangalore	38	29	9	
53	Battalion VIII - Shimoga	42	39	3	
54	Battalion X - Haveri	47	42	5	
55	Battalion XI - Hassan	53	42	11	
56	Battalion XII Tumakuru	46	45	1	
57	Central Range	3	0	3	
58	Centre for Counter Terrorism	65	5	60	
59	Chief Office	143	0	143	
60	COMMANDANT MOUNTED	27	9	18	
61	Eastern Range	1	1	0	
62	FPB Unit	24	3	21	
63	FSL Madiwala	20	1	19	
64	I.R.B. Vijayapura	49	31	18	
65	IGP TRAINING	11	0	11	
66	IIIrd BN KSISF	38	9	29	
67	IIInd BN KSISF	38	9	29	
68	IRB Munirabad	49	44	5	
69	ISD	201	87	114	
70	Ist BN KSISF	58	11	47	
71	Kalaburgi Range	7	0	7	
72	KPA Mysore	35	4	31	
73	KSPTS Channapatna	23	4	19	
74	KSPTS Khanapur	19	0	19	

S.No.	District/Unit Name	Actual Strength	Log Entered Vehicles For The Month	Log Not Entered Vehicles For The Month	Remarks
75	KSRP PTS BELAGAVI	18	15	3	
76	KSRP Training Munirabad	14	10	4	
77	PDMS Yelahanka	32	13	19	
78	PTC Gulbarga	45	0	45	
79	PTS Aimangala	19	4	15	
80	PTS Dharwad	19	9	10	
81	PTS Hassan	20	0	20	
82	PTS Kaduru	16	2	14	
83	PTS Mysuru	21	11	10	
84	PTS Thanisandra	22	0	22	
85	RFSL Ballari	7	5	2	
86	RFSL Belgaum	10	1	9	
87	RFSL Davanagere	9	1	8	
88	RFSL Gulbarga	7	0	7	
89	RFSL Hubballi	5	0	5	
90	RFSL Mangalore	12	3	9	
91	RFSL Mysore	8	4	4	
92	SCRB	42	42	0	
93	Southern Range	7	2	5	
94	Special Task Force	8	0	8	
95	State Wireless	82	31	51	
96	TTI Bangalore	5	0	5	
97	Western Range	3	0	3	
	Grand Total	13212	5747	7465	

**Statistics for Sevasindhu - ALL Services Application,
dated from : 01/12/2024 to 31/12/2024**

SI.NO	Service Name	Received	Disposed	Pending
1	Job / Service Verification	30688	21262	9426
2	Police Verification Certificate(PVC) for Central/State Govt employees if request is received directly by the employee / By Concerned Department	1719	1077	642
3	Police Clearance Certificate for going abroad (Visa for studies)/ Police Clearance Certificate for Foreign Nationals	283	223	60
4	Police verification Certificate for Coolies/Loader/Class IV Security Staff/ Supervisor at Airport (Individual applicants only)	8187	5232	2955
5	Police Verification Certificate for domestic servants/house keeping	0	0	0
6	Police Verification Certificate for Institutions/ Companies	70	33	37
7	Police verification Certificate for Marriage Alliances	5	5	0
8	Police verification Certificate for Training Apprenticeship at Public Undertakings /for trainees/ Workers working on daily wages at Govt. Institutions	3718	2260	1458
9	Amplified Sound System	872	696	176
10	Missing Report of documents, Mobile phone etc	462	65	397
11	Disposal of petitions	54	3	51
12	Locked Home Details	0	0	0
13	Senior Citizen Registration	0	0	0
14	Complaint Registration	0	0	0
15	License for Amusement	0	0	0
16	No obligation to return to India (NORI) Certificate	0	0	0
17	NOC for petrol pump,gas agency,hotel,bar etc.	1	0	1
18	Permission for Peaceful Assembly and procession	0	0	0
19	Application for Temporary License for Sale of Crackers	0	0	0
20	NOC for setting up of Petroleum, Diesel and Naphtha sale and transport	0	0	0
	Total	46059	30856	15203

**Unitwise Statistics of Cases Booked under COTPA Act, 2003 during the Month of
DECEMBER- 2024**

<i>Sl. No.</i>	<i>Unit / District</i>	<i>Section 4</i>	<i>Section 5</i>	<i>Section 6A</i>	<i>Section 6B</i>	<i>Section7</i>	<i>Total Fine Amount Collected</i>
(1)	(2)	(3)	(4)	(5)	(6)	(7)	(8)
I	Commissionerate						
1	Bengaluru City	4156	0	41	80	25	558400
2	Mysuru City	586	0	0	0	0	66300
3	Hubli-Dharwad City	113	0	0	0	0	17000
4	Mangaluru City	695	0	0	0	0	18585
5	Belagavi City	0	0	0	0	0	0
6	Kalburgi City	4	0	0	0	0	800
II	Central Range						
1	Bengaluru Dist.	102	0	0	0	0	15250
2	K.G.F.	157	0	0	0	0	13600
3	Kolar	360	0	0	0	0	33400
4	Tumakuru	1247	0	0	0	0	163550
5	Chickballapura	45	0	0	0	0	8000
6	Ramanagara	271	0	0	0	0	29000
III	Eastern Range						
1	Chitradurga	510	0	0	0	0	45000
2	Davanagere	682	0	0	0	0	69350
3	Shivamogga	265	0	0	0	0	21050
4	Haveri	316	0	0	0	0	29150
IV	Western Range						
1	Chickmagalur	539	0	0	0	0	48150
2	D.K.	384	0	0	0	0	30405
3	Udupi	658	0	0	0	0	55500
4	U.K.	172	0	0	0	0	19100
V	Northern Range						
1	Bagalakote	1126	0	0	0	0	31800
2	Belagavi dist.	749	0	0	0	0	78600
3	Vijayapura	33	0	0	0	0	3300
4	Dharwad	0	0	0	0	0	0
5	Gadag	334	0	0	0	0	32100
VI	North Eastern Range						
1	Bidar	533	0	0	0	0	68400
2	Kalaburgi	22	0	0	0	0	4000
3	Yadgiri	559	0	0	0	0	49500
VII	Southern Range						
1	Chamarajanagar	201	0	0	0	0	12050
2	Hassan	344	0	0	0	0	32050
3	Kodagu	93	0	0	0	0	8850
4	Mandya	809	0	0	0	0	68600
5	Mysuru Dist.	10	0	0	0	0	1000
VIII	Ballari Range						
1	Ballari	308	0	0	0	0	2965
2	Vijayanagara	497	0	0	0	0	49100
3	Koppal	194	0	0	0	0	14900
4	Raichur	1223	0	0	0	0	126900
IX	Karnataka Railways	44	0	0	0	0	8800
Total		18341	0	41	80	25	1834505