

FORM 20 FINAL RESULT SHEET

ELECTION TO THE HOUSE OF PARLIAMENT CONSTITUENCY

Total No. of Electors in Assembly Constituency/segment
Name of Assembly/segment ...**23-KAROL BAGH (SC) Assembly Election**

Serial No. Of Polling Station	No of Valid Votes Cast in favour of																	Total of Valid Votes	No. Of Rejected Votes	Votes for NOTA	Total	No. Of Tended Votes
	BANSURI SWARAJ	RAAJ KUMAR ANAND	SOMNATH BHARTI	ACHLA JETHMALANI	UPENDRA	DINESH KUMAR	PUNAM PANDEY	PRITHVI NATH SINGH	PREM SINGH	MANOJ KUMAR SHARMA	MAHESH KUMAR DENWAL	LUKMAN KHAN	SANDHYA THAKKAR	DILIP SINGH	RAVINDER SINGH	SANJAY RAWAT	HIRA LAL					
1	1	297	3	338	2	0	2	0	0	1	0	0	1	0	0	4	3	648	0	1	649	0
2	2	424	4	319	0	1	0	1	1	0	0	0	1	0	0	1	2	515	0	1	759	0
3	3	208	8	295	0	0	0	0	0	0	0	0	0	0	0	0	0	533	0	1	517	0
4	4	228	7	294	1	0	0	0	2	0	1	0	0	0	1	3	0	499	0	3	502	0
5	5	180	12	299	0	0	2	0	1	0	1	0	0	0	0	1	2	701	0	2	703	0
6	6	289	1	407	1	0	0	0	0	0	0	0	1	0	0	0	2	705	0	1	706	0
7	7	315	3	379	1	0	2	1	0	0	0	0	1	1	0	0	3	686	0	0	682	0
8	8	281	4	388	1	0	2	1	1	0	0	0	1	0	0	0	0	467	0	2	686	0
9	9	298	7	375	1	0	0	0	0	0	0	0	0	0	0	0	0	373	0	8	469	0
10	10	191	12	261	0	0	1	0	1	1	0	0	0	0	0	0	0	564	0	0	381	0
11	11	192	8	173	0	0	0	0	0	0	0	1	0	0	0	1	0	477	0	2	564	0
12	12	269	5	284	1	2	0	1	0	0	0	0	0	0	0	3	0	513	0	4	479	0
13	13	153	11	309	0	0	0	0	0	0	0	0	0	0	0	1	1	686	0	1	517	0
14	14	169	5	334	0	2	1	0	0	0	0	0	0	1	0	1	0	838	0	1	687	0
15	15	233	9	437	1	2	1	1	0	0	0	0	2	0	0	1	3	771	0	4	842	0
16	16	336	4	491	0	1	0	0	0	0	0	0	1	1	0	1	3	893	0	5	893	0
17	17	252	7	502	1	1	0	0	1	1	0	0	1	0	0	2	1	828	0	3	831	0
18	18	364	5	518	1	0	1	0	0	0	0	0	0	0	0	2	0	885	0	3	831	0
19	19	281	4	537	3	0	0	0	1	0	0	0	0	2	0	0	2	885	0	3	888	0
20	20	372	11	496	1	0	0	0	0	1	0	0	1	1	0	1	1	599	0	4	603	0
21	21	274	8	308	2	0	0	0	0	2	0	0	1	1	1	1	2	531	0	3	534	0
22	22	192	8	318	0	1	1	1	0	0	4	1	0	1	1	2	0	536	0	0	536	0
23	23	295	4	230	0	0	0	1	2	1	0	0	1	0	0	1	0	411	0	0	411	0
24	24	199	2	204	0	0	0	0	0	2	1	0	0	1	0	1	0	465	0	4	469	0
25	25	272	0	190	0	2	0	0	0	0	0	0	0	0	0	0	1	702	0	9	711	0
26	26	398	0	302	0	0	0	0	1	0	0	0	0	0	0	0	1	487	0	5	492	0
27	27	298	3	179	1	1	0	2	0	1	0	0	1	0	0	2	0	420	0	1	421	0
28	28	176	6	231	0	0	1	3	0	1	0	0	0	0	0	0	0	881	0	0	881	0
29	29	340	5	527	3	1	0	1	0	2	1	0	1	0	1	0	1	795	0	0	795	0
30	30	266	7	513	2	1	0	1	1	1	0	0	0	1	0	1	1	509	0	0	509	0
31	31	201	9	293	0	0	0	1	0	1	0	0	1	0	0	1	0	562	0	2	564	0
32	32	164	14	376	1	2	0	0	0	0	0	2	0	0	0	0	0	462	0	0	462	0
33	33	121	12	326	0	0	1	0	0	0	0	1	0	2	0	0	0	794	0	7	801	0
34	34	308	6	474	3	0	0	0	0	0	0	0	0	0	0	1	0	642	0	2	644	0
35	35	320	5	314	1	1	0	0	0	0	0	0	0	0	0	2	0	565	0	1	566	0
36	36	287	11	261	1	0	0	1	1	0	0	1	0	0	0	0	2	758	0	4	762	0
37	37	344	2	405	1	3	0	0	0	1	0	0	1	0	1	0	0	647	0	1	648	0
38	38	329	5	307	3	0	1	0	0	0	0	0	1	0	0	1	0	647	0	1	648	0




FORM 20 FINAL RESULT SHEET

ELECTION TO THE HOUSE OF PARLIAMENT CONSTITUENCY

Total No. of Electors in Assembly Constituency/segment
Name of Assembly/segment ...23-KAROL BAGH (SC) Assembly Election

Serial No. of Polling Station	No of Valid Votes Cast in favour of																	Total of Valid Votes	No. Of Rejected Votes	Votes for NOTA	Total	No. Of Tended Votes
	BANSURI SWARAJ	RAAJ KUMAR ANAND	SOMNATH BHARTI	ACHLA JETHMALANI	UPENDRA	DINESH KUMAR	PUNAM PANDEY	PRITHVI NATH SINGH	PREM SINGH	MANOJ KUMAR SHARMA	MAHESH KUMAR DENWAL	LUKMAN KHAN	SANDHYA THAKKAR	DILIP SINGH	RAVINDER SINGH	SANJAY RAWAT	HIRA LAL					
39	39	362	4	366	0	0	0	0	0	0	0	0	0	0	1	3	736	0	4	740	0	
40	40	324	0	238	0	0	0	0	1	0	0	0	0	0	0	2	436	0	1	437	0	
41	41	222	3	208	0	0	0	0	0	0	0	0	1	0	0	0	596	0	0	596	0	
42	42	331	2	259	0	0	0	0	0	0	1	0	1	1	0	1	515	0	1	516	0	
43	43	224	1	282	1	1	0	0	0	0	0	0	0	0	0	1	480	0	3	483	0	
44	44	240	0	236	1	0	0	0	1	0	0	0	0	0	0	1	687	0	2	689	0	
45	45	532	0	150	1	0	0	0	3	0	0	0	0	0	0	0	707	0	4	711	0	
46	46	536	5	164	1	0	0	1	0	0	0	0	0	0	0	0	849	0	4	853	0	
47	47	361	3	483	0	0	0	1	0	0	1	0	0	0	0	0	572	0	5	577	0	
48	48	239	10	323	0	0	0	0	0	0	0	0	0	0	0	2	756	0	3	759	0	
49	49	264	7	479	0	0	0	1	0	1	0	1	0	0	0	1	723	0	1	724	0	
50	50	268	4	438	3	4	0	0	3	0	0	1	0	0	0	1	786	0	7	793	0	
51	51	413	6	359	2	3	0	0	0	1	0	0	0	0	0	2	376	0	1	377	0	
52	52	145	0	222	4	1	0	0	0	1	1	0	0	0	0	1	394	0	0	394	0	
53	53	205	2	184	1	0	0	0	1	0	0	0	0	0	1	0	820	0	3	823	0	
54	54	372	4	437	2	1	0	0	2	0	0	0	0	0	0	1	497	0	1	498	0	
55	55	252	2	241	0	0	0	0	0	1	0	0	0	0	0	1	682	0	5	687	0	
56	56	335	5	334	0	1	0	0	0	2	1	0	1	0	0	0	637	0	2	639	0	
57	57	302	1	332	0	0	0	2	0	0	0	0	0	0	0	0	538	0	4	542	0	
58	58	227	6	305	0	0	0	0	0	0	0	0	0	0	0	0	507	0	7	514	0	
59	59	220	7	280	0	0	0	0	0	0	0	0	0	0	0	0	270	0	0	270	0	
60	60	141	3	123	1	0	0	0	0	1	0	0	0	0	0	1	682	0	2	684	0	
61	61	341	3	329	0	0	0	2	0	2	0	0	0	1	0	0	374	0	0	374	0	
62	62	160	1	212	0	0	0	0	1	0	0	0	0	0	0	0	606	0	3	609	0	
63	63	323	2	277	1	1	0	1	0	0	0	1	0	0	0	0	606	0	4	610	0	
64	64	274	2	324	2	0	0	0	0	0	0	0	1	0	0	0	354	0	2	356	0	
65	65	190	2	161	0	0	0	0	0	0	0	0	0	0	0	0	453	0	4	457	0	
66	66	227	6	220	0	0	0	0	0	0	0	0	0	0	0	1	451	0	2	453	0	
67	67	222	1	223	0	0	1	1	0	0	0	1	0	0	0	0	685	0	2	687	0	
68	68	303	1	375	3	2	0	0	0	1	0	0	0	0	0	1	835	0	2	837	0	
69	69	472	2	355	3	0	0	0	0	1	0	0	0	0	0	2	566	0	0	566	0	
70	70	273	3	282	0	2	0	1	0	1	0	0	0	0	0	0	601	0	7	608	0	
71	71	451	2	146	0	0	0	0	0	0	1	0	0	1	0	0	912	0	5	917	0	
72	72	614	3	280	1	0	0	1	2	1	2	0	1	0	0	0	555	0	1	556	0	
73	73	271	17	263	0	0	0	0	1	1	0	0	1	0	0	0	287	0	0	288	0	
74	74	140	0	145	0	0	0	0	0	1	0	0	0	0	0	0	698	0	0	703	0	
75	75	320	3	372	0	0	0	1	0	1	0	0	0	0	0	0	641	0	5	644	0	
76	76	326	3	307	0	1	0	1	0	2	0	0	0	0	0	0	641	0	0	644	0	

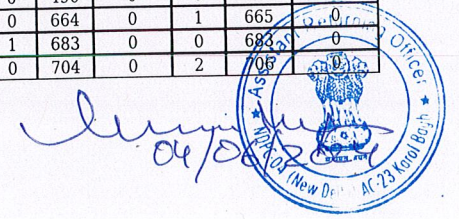


FORM 20 FINAL RESULT SHEET

ELECTION TO THE HOUSE OF PARLIAMENT CONSTITUENCY

Total No. of Electors in Assembly Constituency/segment
Name of Assembly/segment ...23-KAROL BAGH (SC) Assembly Election

Serial No. Of Polling Station	No of Valid Votes Cast in favour of																	Total of Valid Votes	No. Of Rejected Votes	Votes for NOTA	Total	No. Of Tended Votes
	BANSURI SWARAJ	RAAJ KUMAR ANAND	SOMNATH BHARTI	ACHLA JETHMALANI	UPENDRA	DINESH KUMAR	PUNAM PANDEY	PRITHVI NATH SINGH	PREM SINGH	MANOJ KUMAR SHARMA	MAHESH KUMAR DENWAL	LUKMAN KHAN	SANDHYA THAKKAR	DILIP SINGH	RAVINDER SINGH	SANJAY RAWAT	HIRA LAL					
77	77	302	2	172	1	0	0	0	0	0	0	0	0	0	1	1	0	479	0	1	480	0
78	78	180	1	95	0	0	0	0	0	0	0	0	0	0	0	1	0	278	0	1	279	0
79	79	378	8	214	1	0	0	0	0	0	0	0	1	0	0	0	1	603	0	1	604	0
80	80	170	2	262	0	0	0	1	0	2	0	0	0	0	0	2	0	440	0	3	443	0
81	81	415	5	206	0	0	0	0	2	0	0	0	0	1	0	0	1	629	0	2	631	0
82	82	286	2	353	1	0	0	0	0	0	0	0	0	0	0	1	0	645	0	2	647	0
83	83	268	4	332	0	0	0	1	0	0	0	0	1	0	0	0	0	607	0	1	608	0
84	84	152	1	168	0	1	1	0	1	0	0	0	0	0	0	0	0	324	0	0	324	0
85	85	547	5	212	1	0	2	2	0	2	1	0	0	0	0	0	0	776	0	4	780	0
86	86	408	2	122	1	0	0	0	0	0	0	0	0	0	0	0	0	533	0	3	536	0
87	87	420	3	289	1	0	0	0	1	0	0	1	2	1	0	2	3	724	0	0	724	0
88	88	281	1	170	0	0	0	1	0	0	0	0	1	0	0	0	0	456	0	2	458	0
89	89	341	3	181	2	1	0	0	0	0	2	0	2	0	1	0	0	533	0	0	533	0
90	90	315	11	262	0	2	0	0	1	0	0	0	1	1	0	1	1	596	0	0	596	0
91	91	252	0	97	1	0	0	0	0	0	0	0	1	0	0	0	0	351	0	2	353	0
92	92	391	2	136	1	1	0	1	0	0	0	0	0	0	0	0	0	533	0	3	536	0
93	93	421	4	159	0	0	0	0	0	0	0	0	0	0	0	0	0	588	0	5	593	0
94	94	379	2	160	1	0	0	0	0	0	0	0	0	0	0	0	0	542	0	5	547	0
95	95	552	1	208	1	1	1	0	0	0	0	0	0	0	0	1	0	764	0	7	771	0
96	96	402	6	238	1	1	0	1	1	2	0	0	1	0	0	0	1	654	0	8	662	0
97	97	357	13	329	1	0	0	0	0	1	2	0	2	1	2	0	0	708	0	4	712	0
98	98	289	8	288	0	1	0	1	0	0	1	0	0	0	0	0	0	588	0	3	591	0
99	99	255	2	423	1	0	1	2	0	0	0	0	2	1	2	0	0	689	0	3	692	0
100	100	159	1	123	2	0	0	0	1	2	0	1	0	0	0	0	0	291	0	0	291	0
101	101	150	3	161	0	0	0	3	0	0	0	0	0	0	0	0	0	317	0	1	318	0
102	102	325	5	143	0	1	0	0	0	1	0	0	0	0	0	1	0	476	0	2	478	0
103	103	375	1	232	0	0	1	2	1	0	0	0	0	0	1	0	0	614	0	1	615	0
104	104	343	2	262	0	0	0	1	1	0	0	0	0	0	0	0	0	612	0	2	614	0
105	105	255	5	281	3	0	1	0	0	0	2	0	0	0	0	1	0	550	0	2	552	0
106	106	359	1	279	0	0	0	3	0	2	0	0	0	0	0	0	1	648	0	0	648	0
107	107	354	3	199	0	1	0	0	1	0	0	0	0	0	0	0	1	559	0	5	564	0
108	108	401	4	196	0	0	0	0	0	0	0	0	0	0	1	1	0	603	0	6	609	0
109	109	284	16	282	0	1	0	0	2	0	0	1	0	0	0	0	0	588	0	4	592	0
110	110	185	0	259	0	0	0	0	0	2	0	0	1	0	0	0	0	447	0	0	447	0
111	111	201	5	277	1	1	0	1	0	1	0	1	0	0	0	1	0	490	0	0	490	0
112	112	292	3	363	0	1	0	0	1	0	0	2	0	0	0	1	0	664	0	1	665	0
113	113	299	3	371	0	4	1	0	0	1	0	0	0	1	1	1	0	683	0	0	683	0
114	114	381	4	312	1	0	0	1	0	2	0	0	1	0	1	0	0	704	0	2	706	0



FORM 20 FINAL RESULT SHEET

ELECTION TO THE HOUSE OF PARLIAMENT CONSTITUENCY

Total No. of Electors in Assembly Constituency/segment
Name of Assembly/segment ...23-KAROL BAGH (SC) Assembly Election

Serial No. Of Polling Station	No of Valid Votes Cast in favour of																		Total of Valid Votes	No. Of Rejected Votes	Votes for NOTA	Total	No. Of Tended Votes
	BANSURI SWARAJ	RAAJ KUMAR ANAND	SOMNATH BHARTI	ACHLA JETHMALANI	UPENDRA	DINESH KUMAR	PUNAM PANDEY	PRITHVI NATH SINGH	PREM SINGH	MANOJ KUMAR SHARMA	MAHESH KUMAR DENWAL	LUKMAN KHAN	SANDHYA THAKKAR	DILIP SINGH	RAVINDERS SINGH	SANJAY RAWAT	HIRA LAL						
115	115	415	3	138	0	0	0	0	0	1	0	1	0	0	0	1	0	2	560	0	5	565	0
116	116	195	4	347	0	1	0	0	1	0	0	1	0	0	0	1	0	0	550	0	3	554	0
117	117	267	9	268	0	1	0	0	2	0	1	1	0	0	1	1	2	581	0	3	584	0	
118	118	286	24	258	2	0	1	1	1	0	1	1	0	1	2	1	0	248	0	1	249	0	
119	119	114	10	115	0	0	0	1	1	0	0	0	1	2	1	2	1	672	0	1	673	0	
120	120	370	24	270	0	0	0	0	1	0	0	0	1	0	2	0	4	642	0	1	643	0	
121	121	342	14	278	0	0	0	0	0	0	0	1	0	1	0	0	0	515	0	1	516	0	
122	122	250	2	260	0	1	0	0	0	0	0	0	2	1	2	1	0	545	0	1	546	0	
123	123	248	5	281	0	0	0	1	0	1	0	1	1	1	1	4	3	528	0	2	530	0	
124	124	285	2	222	3	1	1	2	0	0	1	0	1	1	1	0	0	555	0	2	557	0	
125	125	214	4	332	1	1	1	0	0	0	0	0	0	0	0	1	0	191	0	1	192	0	
126	126	111	1	77	0	0	0	0	0	0	0	1	0	0	1	0	0	233	0	1	234	0	
127	127	127	2	100	0	2	0	0	0	0	0	0	1	0	0	0	0	216	0	2	218	0	
128	128	98	1	114	0	1	0	0	0	1	0	0	1	0	0	0	0	706	0	6	712	0	
129	129	467	2	234	0	1	0	0	0	0	1	0	0	0	1	1	0	762	0	4	766	0	
130	130	487	0	272	0	0	0	0	0	1	0	0	0	0	0	2	0	684	0	2	686	0	
131	131	408	3	268	0	1	0	0	1	1	0	0	0	0	1	1	0	394	0	2	396	0	
132	132	252	1	130	1	0	1	2	0	3	0	2	0	0	1	1	0	642	0	2	644	0	
133	133	452	3	165	2	0	2	0	1	4	0	1	3	0	2	0	3	4	531	0	2	533	0
134	134	361	5	162	1	0	0	0	0	2	0	0	0	0	0	0	1	364	0	1	365	0	
135	135	273	1	87	0	0	0	0	0	1	0	0	0	0	0	0	1	444	0	3	447	0	
136	136	285	0	157	0	0	0	0	0	1	0	0	0	1	2	1	3	1	648	0	3	651	0
137	137	399	5	232	0	0	1	1	0	2	0	0	0	0	1	2	0	628	0	3	631	0	
138	138	377	4	238	3	0	0	1	1	1	0	0	0	0	0	0	2	649	0	1	650	0	
139	139	391	3	249	0	0	1	0	2	0	0	0	1	0	0	0	2	379	0	2	381	0	
140	140	139	2	231	0	2	0	0	0	2	0	0	0	0	0	1	1	373	0	1	374	0	
141	141	242	1	128	0	1	0	0	0	0	0	0	0	0	0	1	0	659	0	1	660	0	
142	142	376	2	274	1	2	1	0	1	1	0	0	0	1	0	1	1	600	0	2	602	0	
143	143	376	3	216	0	1	0	0	0	0	1	0	0	0	0	0	2	342	0	2	344	0	
144	144	228	2	108	1	0	0	0	0	0	1	0	0	0	0	0	2	550	0	3	553	0	
145	145	377	3	168	0	0	0	0	0	0	0	0	0	0	1	3	1	678	0	3	681	0	
146	146	383	4	280	0	1	0	1	0	3	0	0	1	0	0	2	1	459	0	0	459	0	
147	147	221	8	222	0	1	0	0	2	0	0	0	2	0	0	1	1	641	0	4	645	0	
148	148	460	2	172	0	1	0	1	0	0	0	1	0	1	0	0	1	528	0	3	531	0	
149	149	354	2	168	0	0	0	0	0	1	0	0	0	0	0	1	0	652	0	1	653	0	
150	150	408	2	239	0	1	0	0	0	1	0	0	1	1	1	0	1	500	0	1	501	0	
151	151	322	1	172	0	0	0	0	1	0	0	0	0	1	0	0	1	521	0	1	522	0	
152	152	272	3	242	0	0	0	0	0	1	0	0	0	2	0	0	1	521	0	1	522	0	



FORM 20 FINAL RESULT SHEET

ELECTION TO THE HOUSE OF PARLIAMENT CONSTITUENCY

Total No. of Electors in Assembly Constituency/segment
Name of Assembly/segment ...**23-KAROL BAGH (SC) Assembly Election**

Serial No. of Polling Station	No of Valid Votes Cast in favour of																	Total of Valid Votes	No. Of Rejected Votes	Votes for NOTA	Total	No. Of Tended Votes
	BANSURI SWARAJ	RAAJ KUMAR ANAND	SOMNATH BHARTI	ACHLA JETHMALANI	UPENDRA	DINESH KUMAR	PUNAM PANDEY	PRITHVI NATH SINGH	PREM SINGH	MANOJ KUMAR SHARMA	MAHESH KUMAR DENWAL	LUKMAN KHAN	SANDHYA THAKKAR	DILIP SINGH	RAVINDER SINGH	SANJAY RAWAT	HIRA LAL					
153	277	1	129	1	0	0	1	0	0	0	0	0	0	1	0	1	1	411	0	1	412	0
154	334	1	152	0	3	0	1	0	0	0	0	1	0	1	0	1	0	474	0	3	477	0
155	280	2	190	0	0	0	0	0	0	1	0	0	0	0	0	0	0	505	0	2	507	0
156	291	3	207	0	0	0	3	0	0	0	0	1	0	1	1	0	0	435	0	3	438	0
157	336	0	95	1	0	0	0	0	1	0	0	1	0	1	0	1	0	593	0	8	601	0
158	350	2	236	1	0	0	0	0	1	0	0	0	0	0	0	1	2	520	0	1	521	0
159	298	2	214	2	0	0	1	0	0	0	0	0	0	1	0	2	2	506	0	0	506	0
160	260	1	239	0	0	0	1	0	0	0	0	0	0	1	0	2	0	687	0	2	689	0
161	422	0	260	0	0	0	0	0	1	0	1	1	0	0	0	1	0	439	0	0	439	0
162	285	1	152	0	0	0	0	0	0	0	0	0	0	0	0	0	3	380	0	5	385	0
163	236	2	137	0	0	1	1	0	0	0	0	0	0	0	1	0	0	378	0	0	378	0
164	123	5	247	0	1	0	1	0	0	0	0	1	0	0	0	1	0	418	0	2	420	0
165	243	2	171	0	0	0	0	0	0	0	0	0	0	1	0	0	1	499	0	2	501	0
166	320	1	176	0	0	0	0	0	0	0	0	0	0	0	0	3	2	533	0	0	533	0
167	277	1	247	0	0	0	2	1	0	0	0	0	0	0	0	0	0	494	0	2	496	0
168	239	6	243	2	1	1	0	0	0	0	0	0	2	0	0	2	0	362	0	0	362	0
169	206	3	145	2	0	0	3	0	1	0	0	0	0	0	0	7	3	743	0	4	747	0
170	489	3	238	0	0	0	0	0	3	0	0	0	0	0	0	0	0	424	0	3	427	0
171	223	3	193	1	1	0	0	0	0	1	0	0	1	1	1	0	1	529	0	4	533	0
172	291	4	224	0	0	0	1	3	1	0	0	2	0	0	0	0	0	526	0	3	529	0
173	267	4	251	1	0	0	0	1	0	0	1	0	0	0	0	1	0	425	0	3	428	0
174	259	6	157	0	0	0	0	0	1	0	1	0	0	0	0	2	1	477	0	4	481	0
175	292	1	179	0	0	0	0	0	1	0	0	1	1	1	1	0	2	443	0	1	444	0
176	243	2	191	0	0	0	0	0	1	0	0	1	0	0	0	0	0	575	0	1	576	0
177	427	1	145	2	0	0	0	0	0	0	0	0	0	0	0	0	0	99704	0	411	100115	0
Total EVM Votes	52562	731	45416	110	81	36	76	51	104	17	34	61	57	57	39	146	126	99704	0	411	100115	0
Total Postal Ballot Votes	(To be filled in the case of election from an assembly constituency.)																					
Total Votes Polled	52562	731	45416	110	81	36	76	51	104	17	34	61	57	57	39	146	126	99704	0	411	100115	0




FORM 20 FINAL RESULT SHEET

ELECTION TO THE HOUSE OF PARLIAMENT CONSTITUENCY

Total No. of Electors in Assembly Constituency/segment
Name of Assembly/segment ...23-KAROL BAGH (SC) Assembly Election



[Handwritten Signature]
04/06/2024
ASST. RETURNING OFFICER
23-KAROL BAGH (SC)


A blue circular official stamp of the Assistant Returning Officer, 23-Karol Bagh (SC). The stamp features the Indian national emblem in the center and the text "Returning Officer" at the top and "23-Karol Bagh (SC)" at the bottom. The stamp is partially overlaid by a handwritten signature and the date "04/06/2024".

FORM 20 FINAL RESULT SHEET

ELECTION TO THE HOUSE OF PARLIAMENT CONSTITUENCY

Total No. of Electors in Assembly Constituency/segment
Name of Assembly/segment ...24-PATEL NAGAR (SC) Assembly Election

Serial No. Of Polling Station	No of Valid Votes Cast in favour of																	Total of Valid Votes	No. Of Rejected Votes	Votes for NOTA	Total	No. Of Tended Votes	
	BANSURI SWARAJ	RAAJ KUMAR ANAND	SOMNATH BHARTI	ACHLA JETHMALANI	UPENDRA	DINESH KUMAR	PUNAM PANDEY	PRITHVI NATH SINGH	PREM SINGH	MANOJ KUMAR SHARMA	MAHESH KUMAR DENWAL	LUKMAN KHAN	SANDHYA THAKKAR	DILIP SINGH	RAVINDERS SINGH	SANJAY RAWAT	HIRA LAL						
1	1	318	17	261	1	0	0	1	2	0	0	0	1	2	0	2	1	1	607	0	2	609	0
2	2	275	10	227	1	0	0	0	0	0	0	0	0	1	0	2	2	2	520	0	2	522	0
3	3	319	18	317	1	0	0	1	0	0	0	0	0	0	2	0	0	0	559	0	1	560	0
4	4	341	5	208	0	2	0	0	0	1	0	0	0	0	2	0	0	0	629	0	4	633	0
5	5	343	4	270	0	0	0	0	1	0	0	0	1	2	5	2	1	0	568	0	0	568	0
6	6	351	8	204	0	1	1	0	0	1	0	0	1	0	0	1	2	0	724	0	5	729	0
7	7	339	25	352	0	0	0	2	0	1	0	0	0	0	1	0	0	2	470	0	1	471	0
8	8	290	10	166	0	1	0	0	0	0	0	0	0	0	1	0	0	2	521	0	2	523	0
9	9	318	6	192	0	0	0	0	0	2	0	1	1	0	1	0	1	2	608	0	7	615	0
10	10	363	6	226	3	0	1	1	1	1	0	1	0	1	0	0	0	1	648	0	2	650	0
11	11	330	6	306	0	0	0	0	1	1	1	0	0	2	0	0	2	2	666	0	6	672	0
12	12	411	4	241	0	0	0	0	0	2	0	2	1	0	0	1	2	2	436	0	2	438	0
13	13	252	3	172	1	0	2	0	0	0	0	0	2	0	1	0	0	3	627	0	0	627	0
14	14	396	4	220	0	1	0	0	2	1	0	0	0	1	2	2	1	0	539	0	2	541	0
15	15	323	4	205	0	0	0	0	0	1	0	0	0	1	1	1	2	2	683	0	0	683	0
16	16	372	5	290	0	2	0	1	1	2	0	0	2	2	1	1	2	2	803	0	2	805	0
17	17	424	7	355	0	1	0	1	0	2	1	0	1	0	2	4	4	1	636	0	2	638	0
18	18	344	19	260	0	0	0	1	1	0	1	0	1	2	1	0	0	1	565	0	1	566	0
19	19	295	16	245	0	0	1	1	0	1	1	0	1	1	0	0	1	2	803	0	7	810	0
20	20	344	20	423	2	0	0	2	0	2	0	0	1	1	1	4	2	2	540	0	0	540	0
21	21	258	14	258	1	1	0	0	0	0	0	2	0	0	1	1	2	1	553	0	1	554	0
22	22	218	29	288	1	0	0	2	0	1	2	1	3	2	2	1	2	2	712	0	0	712	0
23	23	342	15	347	0	1	0	0	0	0	0	1	0	1	0	2	2	2	371	0	1	372	0
24	24	217	5	142	0	0	0	0	0	0	0	0	0	0	1	1	3	2	623	0	2	625	0
25	25	283	10	318	0	2	0	0	0	0	2	0	1	0	1	1	3	0	675	0	3	678	0
26	26	360	3	303	0	0	0	2	1	1	0	0	0	0	1	0	3	1	663	0	2	665	0
27	27	317	4	336	1	0	0	0	0	0	0	0	0	1	0	3	1	684	0	6	690	0	
28	28	321	4	350	0	0	0	0	1	1	0	0	1	0	1	1	3	0	699	0	2	701	0
29	29	408	1	287	0	0	1	0	0	1	0	0	0	0	0	2	0	635	0	3	638	0	
30	30	405	3	222	0	0	0	0	0	2	0	0	0	1	0	0	2	695	0	3	698	0	
31	31	420	3	259	3	2	2	0	0	1	1	0	1	0	0	1	6	2	810	0	0	810	0
32	32	437	7	347	1	1	1	0	2	1	0	2	1	0	1	0	2	450	0	4	454	0	
33	33	257	7	177	2	0	0	0	0	3	1	0	0	0	0	1	1	709	0	1	710	0	
34	34	402	1	296	0	0	0	3	1	2	0	0	1	0	1	1	1	531	0	0	531	2	
35	35	296	2	226	0	1	1	1	0	0	0	0	0	1	1	0	0	605	0	3	608	0	
36	36	238	2	358	1	0	0	1	2	1	0	0	0	0	0	0	0	679	0	2	681	0	
37	37	212	10	446	0	1	6	1	0	0	0	0	1	0	0	0	0	683	0	0	683	0	
38	38	182	13	472	1	1	1	3	0	6	0	0	0	0	0	0	1	683	0	0	683	0	



FORM 20 FINAL RESULT SHEET

ELECTION TO THE HOUSE OF PARLIAMENT CONSTITUENCY

Total No. of Electors in Assembly Constituency/segment
Name of Assembly/segment ...24-PATEL NAGAR (SC) Assembly Election

Serial No. Of Polling Station	No of Valid Votes Cast in favour of																Total of Valid Votes	No. Of Rejected Votes	Votes for NOTA	Total	No. Of Tendered Votes		
	BANSURI SWARAJ	RAAJ KUMAR ANAND	SOMNATH BHARTI	ACHLA JETHMALANI	UPENDRA	DINESH KUMAR	PUNAM PANDEY	PRITHVI NATH SINGH	PREM SINGH	MANOJ KUMAR SHARMA	MAHESH KUMAR DENWAL	LUKMAN KHAN	SANDHYA THAKKAR	DILIP SINGH	RAVINDER SINGH	SANJAY RAWAT						HIRA LAL	
39	39	214	8	485	1	0	0	1	0	1	0	0	2	1	0	1	0	715	0	0	715	0	
40	40	199	11	527	2	4	1	0	1	1	0	1	1	1	4	0	1	0	754	0	2	756	0
41	41	433	8	414	2	0	0	0	0	0	0	0	0	2	1	1	2	863	0	2	865	0	
42	42	359	3	427	0	0	1	1	0	2	0	0	0	0	2	2	1	798	0	2	800	0	
43	43	364	4	295	0	1	0	0	0	0	1	0	0	0	2	2	1	670	0	1	671	0	
44	44	472	6	316	0	0	1	2	0	0	0	0	0	0	1	1	1	799	0	3	802	0	
45	45	452	3	290	0	1	0	2	0	0	0	0	1	0	1	1	1	753	0	0	753	0	
46	46	253	6	373	1	1	0	0	0	0	0	0	2	0	1	1	0	638	0	8	646	0	
47	47	267	9	230	1	1	0	0	0	0	0	1	1	0	0	0	0	510	0	3	513	0	
48	48	300	7	327	1	2	0	1	0	0	1	0	0	1	1	0	0	644	0	2	646	0	
49	49	326	3	347	1	4	1	0	2	0	0	1	0	1	0	3	0	689	0	1	690	0	
50	50	291	2	282	0	1	0	0	0	0	0	0	0	0	1	0	1	578	0	2	580	0	
51	51	168	3	211	1	2	0	2	2	0	0	1	0	0	0	3	0	391	0	2	393	0	
52	52	427	12	391	0	0	0	0	5	0	0	3	0	1	0	0	1	842	0	6	848	0	
53	53	346	3	305	3	3	0	0	0	2	0	0	1	0	1	0	1	667	0	3	670	0	
54	54	377	7	343	0	1	2	0	0	1	0	0	1	1	0	2	1	737	0	1	738	0	
55	55	392	2	323	1	2	0	2	1	1	0	1	0	0	0	2	1	728	0	3	731	0	
56	56	350	8	361	0	0	0	1	0	1	0	1	3	1	0	0	1	728	0	3	731	0	
57	57	321	5	346	1	1	2	0	0	1	2	0	1	0	0	0	0	680	0	2	682	0	
58	58	368	10	244	0	0	0	0	0	0	0	1	1	0	0	1	2	629	0	3	632	1	
59	59	260	7	344	1	0	1	0	2	0	0	1	0	0	1	0	1	618	0	3	621	0	
60	60	294	7	192	1	0	0	0	0	1	0	0	1	0	1	1	0	499	0	2	501	0	
61	61	247	2	225	0	1	0	1	0	1	1	0	0	0	1	0	1	480	0	1	481	0	
62	62	288	7	328	1	1	0	0	0	3	0	0	3	2	0	2	0	636	0	4	640	0	
63	63	307	5	351	1	1	0	3	0	0	0	0	2	0	0	2	0	674	0	1	675	0	
64	64	332	3	275	1	2	0	1	0	0	0	0	3	1	0	0	1	620	0	3	623	0	
65	65	394	9	396	1	0	0	0	3	0	0	0	0	0	0	1	0	804	0	1	805	0	
66	66	360	10	405	0	0	0	1	0	0	0	1	0	1	2	2	0	782	0	1	783	0	
67	67	383	15	346	1	0	0	1	1	2	0	0	1	0	3	2	2	757	0	2	759	0	
68	68	368	6	228	1	1	0	0	0	1	0	0	1	0	0	0	1	607	0	3	610	0	
69	69	286	1	254	0	1	0	0	1	2	0	0	3	0	2	2	1	555	0	0	555	0	
70	70	345	11	312	1	0	0	0	0	2	0	0	0	0	3	1	0	675	0	0	675	0	
71	71	293	5	349	0	2	0	2	2	2	0	1	0	1	0	1	3	661	0	4	665	0	
72	72	165	4	450	3	0	1	0	0	0	0	0	1	1	2	5	2	634	0	0	634	0	
73	73	374	7	420	0	0	0	5	1	2	0	0	0	2	0	1	2	814	0	1	815	0	
74	74	317	13	288	1	0	0	0	0	1	0	1	1	0	1	1	1	625	0	1	626	0	
75	75	241	7	148	1	0	1	0	0	0	0	2	0	0	0	3	0	408	0	0	408	0	
76	76	314	9	267	2	1	0	0	0	1	2	0	1	0	1	2	2	603	0	3	606	0	




FORM 20 FINAL RESULT SHEET

ELECTION TO THE HOUSE OF PARLIAMENT CONSTITUENCY

Total No. of Electors in Assembly Constituency/segment
Name of Assembly/segment ...**24-PATEL NAGAR (SC) Assembly Election**

Serial No.	No. of Polling Station	No of Valid Votes Cast in favour of																Total of Valid Votes	No. Of Rejected Votes	Votes for NOTA	Total	No. Of Tended Votes	
		BANSURI SWARAJ	RAAJ KUMAR ANAND	SOMNATH BHARTI	ACHLA JETHMALANI	UPENDRA	DINESH KUMAR	PUNAM PANDEY	PRITHVI NATH SINGH	PREM SINGH	MANOJ KUMAR SHARMA	MAHESH KUMAR DENWAL	LUKMAN KHAN	SANDHYA THAKKAR	DILIP SINGH	RAVINDER SINGH	SANJAY RAWAT						HIRA LAL
77	77	296	7	328	1	0	0	0	1	4	0	0	1	0	2	0	1	0	641	0	1	642	0
78	78	480	5	319	1	1	1	1	0	1	0	1	1	2	0	2	0	1	816	0	7	823	0
79	79	440	7	337	2	2	0	0	1	0	0	0	1	0	0	0	1	1	684	0	1	685	0
80	80	378	20	280	2	1	0	0	0	0	0	1	0	0	0	0	1	1	590	0	2	592	0
81	81	291	12	284	0	0	0	2	0	0	0	0	1	0	0	3	4	1	815	0	4	819	0
82	82	429	13	361	0	1	1	0	0	0	1	0	1	1	1	2	4	0	512	0	4	516	0
83	83	298	13	188	0	2	2	0	0	0	0	1	0	1	1	1	3	0	677	0	3	680	0
84	84	409	15	243	0	2	0	0	0	2	0	0	1	0	1	1	3	0	677	0	3	680	0
85	85	247	16	157	0	1	0	0	0	1	0	0	0	1	0	0	2	2	425	0	4	429	0
86	86	358	5	265	1	0	0	1	0	1	0	0	1	2	1	1	1	1	639	0	3	642	0
87	87	266	31	539	2	4	1	2	0	2	0	1	5	2	2	2	2	1	862	0	2	864	0
88	88	255	17	375	0	3	0	2	0	0	0	1	2	1	3	1	0	1	661	0	6	667	0
89	89	360	20	402	2	0	1	1	0	1	1	0	0	1	0	0	0	0	789	0	1	790	0
90	90	283	15	417	3	0	0	0	0	2	0	0	2	1	0	3	3	3	732	0	4	736	0
91	91	268	9	396	0	2	1	4	0	2	0	1	2	1	1	1	1	4	693	0	3	696	0
92	92	357	8	390	1	1	0	0	1	2	1	2	0	1	1	4	1	1	771	0	1	772	0
93	93	290	21	504	0	2	0	0	0	0	0	0	2	0	0	3	2	1	825	0	1	826	0
94	94	359	10	241	1	0	0	1	0	1	1	0	1	0	0	3	0	5	623	0	3	626	1
95	95	396	11	401	1	1	2	0	0	3	0	0	2	1	0	0	4	3	825	0	1	826	0
96	96	423	0	261	0	1	0	0	0	0	0	0	0	1	1	0	1	1	688	0	3	691	0
97	97	424	7	354	0	0	0	0	0	0	0	0	2	1	0	0	2	0	790	0	2	792	0
98	98	370	1	228	1	0	0	0	0	0	0	0	0	0	0	0	0	1	601	0	4	605	0
99	99	338	3	201	2	0	0	0	0	0	0	0	1	0	0	0	1	0	546	0	2	548	0
100	100	337	3	233	0	0	0	0	0	0	0	0	0	0	0	0	0	0	573	0	7	580	0
101	101	408	5	258	1	0	0	0	0	1	0	0	1	0	0	0	0	0	674	0	6	680	0
102	102	425	2	253	0	0	0	0	0	0	0	0	0	0	0	0	1	0	681	0	1	682	0
103	103	439	3	292	1	0	1	0	0	0	0	0	0	1	0	0	0	1	738	0	10	748	0
104	104	352	0	233	1	1	0	0	0	0	0	0	0	0	0	0	0	0	587	0	4	591	0
105	105	426	2	244	0	0	0	0	0	1	0	0	0	1	0	0	2	0	676	0	3	679	0
106	106	643	5	212	0	0	1	0	0	0	0	0	0	1	0	0	1	0	863	0	7	870	0
107	107	487	1	169	0	0	0	1	0	0	0	1	0	0	0	0	0	0	659	0	5	664	0
108	108	530	2	209	0	1	1	1	1	0	0	0	0	0	0	0	0	0	745	0	6	751	0
109	109	570	1	249	1	0	1	0	0	0	0	1	1	0	3	1	2	1	830	0	2	832	0
110	110	515	9	185	0	0	0	0	0	0	0	0	1	0	0	0	1	1	711	0	2	713	0
111	111	572	4	225	1	1	0	0	0	1	0	0	0	0	0	0	0	0	806	0	4	810	0
112	112	370	1	135	0	0	0	0	0	0	0	0	0	0	0	0	0	0	506	0	4	510	0
113	113	323	3	114	1	0	0	0	0	0	0	0	0	0	0	0	0	0	441	0	4	445	0
114	114	420	3	153	0	0	0	0	0	1	0	0	0	0	0	0	0	0	577	0	5	582	0



FORM 20 FINAL RESULT SHEET

ELECTION TO THE HOUSE OF PARLIAMENT CONSTITUENCY

Total No. of Electors in Assembly Constituency/segment
Name of Assembly/segment ...24-PATEL NAGAR (SC) Assembly Election

Serial No. of Polling Station	No of Valid Votes Cast in favour of																Total of Valid Votes	No. Of Rejected Votes	Votes for NOTA	Total	No. Of Tendered Votes	
	BANSURI SWARAJ	RAAJ KUMAR ANAND	SOMNATH BHARTI	ACHLA JETHMALANI	UPENDRA	DINESH KUMAR	PUNAM PANDEY	PRITHVI NATH SINGH	PREM SINGH	MANOJ KUMAR SHARMA	MAHESH KUMAR DENWAL	LUKMAN KHAN	SANDHYA THAKKAR	DILIP SINGH	RAVINDER SINGH	SANJAY RAWAT						HIRA LAL
115	115	519	6	255	1	0	0	0	0	0	0	1	0	0	0	1	1	784	0	6	790	0
116	116	493	8	262	0	0	0	0	1	0	0	0	0	0	0	2	4	823	0	7	829	0
117	117	248	17	536	1	1	3	1	3	1	1	1	1	1	3	1	678	0	2	680	0	
118	118	322	10	331	0	0	0	2	3	1	1	1	1	1	2	2	593	0	4	597	0	
119	119	290	2	296	0	0	0	0	1	0	0	0	0	0	4	0	905	0	2	907	0	
120	120	448	8	434	2	1	1	0	1	2	0	3	0	1	0	3	0	826	0	4	830	0
121	121	350	12	449	1	2	0	1	0	6	0	1	0	1	0	0	911	0	7	918	0	
122	122	460	13	428	1	1	1	1	0	0	1	0	0	2	1	2	0	941	0	2	943	0
123	123	463	11	452	3	1	0	3	0	5	0	2	0	0	1	0	0	941	0	2	943	0
124	124	417	10	353	0	3	0	0	0	1	0	1	0	1	0	2	2	735	0	0	735	0
125	125	408	14	304	0	1	0	0	0	1	0	2	0	0	2	1	2	481	0	0	481	0
126	126	227	6	240	0	0	0	1	0	0	0	3	2	0	0	1	1	481	0	0	481	0
127	127	375	5	170	0	1	1	0	0	0	0	0	0	1	0	0	0	553	0	2	555	0
128	128	519	1	242	0	0	0	1	0	0	0	1	1	0	0	0	0	765	0	6	771	0
129	129	513	16	164	1	0	1	0	0	1	0	0	1	0	2	0	2	701	0	5	706	0
130	130	511	10	203	2	0	1	1	0	0	0	0	0	0	1	0	0	729	0	3	732	0
131	131	494	1	223	1	0	0	1	0	0	0	1	0	0	0	2	3	726	0	12	738	0
132	132	538	8	234	0	0	1	0	0	0	0	0	0	0	1	0	0	783	0	5	788	0
133	133	389	7	321	0	0	0	0	0	0	0	0	0	0	0	9	726	0	4	730	0	
134	134	337	9	244	0	1	0	1	0	0	1	0	0	0	1	3	598	0	11	609	0	
135	135	245	2	313	1	0	0	0	0	0	0	1	0	0	1	1	683	0	0	683	0	
136	136	252	6	418	2	1	0	1	0	1	0	0	0	0	1	1	502	0	3	505	0	
137	137	245	8	240	1	0	1	2	1	0	0	1	0	1	1	0	1	506	0	2	508	0
138	138	171	5	322	0	1	0	0	1	2	0	0	0	0	1	0	0	653	0	3	656	0
139	139	208	5	434	1	0	2	0	0	0	0	1	1	0	0	1	0	596	0	1	597	0
140	140	340	3	248	1	0	0	0	0	1	0	1	0	0	0	1	0	437	0	2	439	0
141	141	121	2	312	0	0	0	0	0	0	0	0	0	0	1	0	1	437	0	2	439	0
142	142	336	4	412	0	1	0	0	1	0	0	0	0	2	1	0	758	0	2	760	0	
143	143	99	6	748	4	2	1	3	0	2	0	0	0	6	0	2	1	874	0	0	874	0
144	144	26	0	577	2	0	0	0	0	0	0	0	0	0	0	0	0	605	0	0	605	0
145	145	315	0	351	0	2	0	0	0	0	0	0	0	0	2	0	0	670	0	7	677	0
146	146	8	3	951	4	3	0	3	0	3	0	0	0	1	2	3	0	981	0	2	983	0
147	147	249	8	266	0	2	0	1	0	0	0	0	0	0	0	0	0	527	0	0	527	0
148	148	222	2	278	0	1	0	1	1	0	0	0	1	0	0	0	0	506	0	1	507	0
149	149	126	1	118	0	0	1	0	0	1	0	0	0	1	1	0	0	249	0	1	250	0
150	150	285	0	270	1	4	0	0	0	0	0	0	0	0	0	0	0	562	0	1	563	0
151	151	322	4	302	1	2	2	0	0	1	1	0	0	0	0	0	0	636	0	2	638	0
152	152	439	4	263	0	0	0	0	0	0	1	0	0	0	1	1	711	0	3	714	0	



FORM 20 FINAL RESULT SHEET

ELECTION TO THE HOUSE OF PARLIAMENT CONSTITUENCY

Total No. of Electors in Assembly Constituency/segment
Name of Assembly/segment ...24-PATEL NAGAR (SC) Assembly Election

Serial No. Of Polling Station	No of Valid Votes Cast in favour of																	Total of Valid Votes	No. Of Rejected Votes	Votes for NOTA	Total	No. Of Tended Votes
	BANSURI SWARAJ	RAAJ KUMAR ANAND	SOMNATH BHARTI	ACHLA JETHMALANI	UPENDRA	DINESH KUMAR	PUNAM PANDEY	PRITHVI NATH SINGH	PREM SINGH	MANOJ KUMAR SHARMA	MAHESH KUMAR DENWAL	LUKMAN KHAN	SANDHYA THAKKAR	DILIP SINGH	RAVINDER SINGH	SANJAY RAWAT	HIRA LAL					
153	299	3	145	0	1	1	1	0	0	0	0	0	0	0	0	0	0	450	0	0	450	0
154	335	7	292	0	0	1	0	0	0	0	0	0	0	0	0	0	1	636	0	3	639	0
155	407	0	199	0	1	1	0	1	0	0	1	2	0	1	0	1	2	616	0	4	620	0
156	276	2	240	0	0	0	0	0	0	0	1	0	0	1	0	0	3	523	0	3	526	0
157	233	2	218	1	0	0	0	0	0	0	0	0	1	0	0	0	0	455	0	1	456	0
158	183	0	241	0	1	0	0	0	0	0	0	0	0	1	0	0	0	426	0	1	427	0
159	364	3	222	1	1	0	0	0	2	0	0	0	0	0	1	0	1	595	0	5	600	0
160	277	0	248	0	0	0	0	0	0	0	0	0	0	0	0	0	0	525	0	2	527	0
161	349	2	352	0	0	0	1	0	1	0	0	1	0	0	1	1	1	709	0	3	712	0
162	548	3	277	1	0	0	1	0	1	0	0	0	0	0	0	2	1	834	0	11	845	0
163	307	2	320	0	3	0	1	0	1	0	0	1	0	0	0	0	0	635	0	3	638	0
164	350	2	351	0	2	1	0	0	0	0	2	0	0	1	2	2	2	713	0	4	717	0
165	358	3	277	0	0	0	1	0	0	0	0	1	0	0	0	0	0	640	0	2	642	0
166	288	4	266	0	0	0	1	1	0	0	2	0	1	0	0	2	2	565	0	3	568	1
167	255	3	202	1	1	0	1	0	0	0	1	0	0	0	0	0	0	464	0	2	466	0
168	386	2	269	1	1	0	0	0	0	1	1	2	0	0	0	0	1	664	0	5	669	0
169	351	1	300	0	0	0	0	0	0	0	0	1	0	0	0	0	0	653	0	1	654	0
170	427	12	311	0	1	1	1	0	0	1	0	0	0	2	0	1	1	758	0	4	762	0
171	369	3	218	0	0	0	0	0	0	0	0	0	0	0	0	0	0	590	0	4	594	0
Total EVM Votes	58092	1179	51534	113	122	60	99	43	139	28	40	122	67	105	115	177	161	112196	0	479	112675	5
Total Postal Ballot Votes	(To be filled in the case of election from an assembly constituency.)																					
Total Votes Polled	58092	1179	51534	113	122	60	99	43	139	28	40	122	67	105	115	177	161	112196	0	479	112675	5

Place:- PATEL NAGAR (SC)



FORM 20 FINAL RESULT SHEET

ELECTION TO THE HOUSE OF PARLIAMENT CONSTITUENCY

Total No. of Electors in Assembly Constituency/segment
Name of Assembly/segment ...25-MOTI NAGAR Assembly Election

Serial No. Of Polling Station	No of Valid Votes Cast in favour of																		Total of Valid Votes	No. Of Rejected Votes	Votes for NOTA	Total	No. Of Tended Votes
	BANSURI SWARAJ	RAAJ KUMAR ANAND	SOMNATH BHARTI	ACHLA JETHMALANI	UPENDRA	DINESH KUMAR	PUNAM PANDEY	PRITHVI NATH SINGH	PREM SINGH	MANOJ KUMAR SHARMA	MAHESH KUMAR DENWAL	LUKMAN KHAN	SANDHYA THAKKAR	DILIP SINGH	RAVINDER SINGH	SANJAY RAWAT	HIRA LAL						
1	1	374	1	372	1	0	0	0	0	0	1	0	0	0	1	1	1	752	0	4	756	0	
2	2	514	1	369	1	1	0	0	1	0	0	0	0	0	1	1	1	889	0	2	891	0	
3	3	308	2	249	1	0	0	0	1	0	0	0	1	1	0	0	2	565	0	2	567	0	
4	4	381	7	280	0	2	1	0	2	0	1	0	0	1	0	0	1	676	0	2	678	0	
5	5	409	2	256	0	0	0	1	0	0	0	1	0	0	1	1	1	672	0	1	673	0	
6	6	466	2	332	0	0	1	1	0	2	0	1	0	0	1	1	1	808	0	4	812	0	
7	7	299	3	192	0	0	0	0	1	0	0	1	0	0	0	1	0	497	0	5	502	0	
8	8	584	3	267	0	1	0	0	0	0	1	1	1	0	1	1	1	861	0	6	867	0	
9	9	246	6	271	0	1	0	2	0	1	0	0	1	1	0	1	0	530	0	1	531	0	
10	10	417	1	262	1	1	1	1	0	1	0	1	0	0	0	3	3	690	0	1	691	0	
11	11	233	3	224	1	1	0	1	0	0	0	0	0	0	0	0	2	465	0	2	467	0	
12	12	300	2	152	0	0	0	0	1	1	0	0	0	1	0	3	1	461	0	3	464	0	
13	13	380	5	322	2	0	3	0	0	1	0	0	0	0	0	1	0	714	0	2	716	0	
14	14	617	5	319	0	1	0	0	0	1	0	2	0	1	1	2	3	952	0	2	954	0	
15	15	409	3	306	0	1	1	0	0	0	0	0	0	0	1	0	0	721	0	2	723	1	
16	16	434	5	325	1	0	1	0	1	0	0	0	0	0	0	3	1	771	0	2	773	0	
17	17	450	3	177	0	0	1	0	0	0	0	0	1	0	0	1	0	633	0	10	643	0	
18	18	365	1	152	0	0	0	0	0	0	0	0	0	0	1	0	0	519	0	5	524	0	
19	19	307	1	229	0	0	2	0	0	0	0	0	0	2	1	1	1	544	0	5	549	0	
20	20	480	1	282	1	1	0	0	0	1	0	1	0	0	0	0	1	768	0	4	772	0	
21	21	342	2	169	0	1	0	1	0	0	0	1	1	0	0	0	1	518	0	3	521	0	
22	22	299	1	164	1	0	2	0	1	1	1	0	0	0	0	0	1	471	0	2	473	0	
23	23	403	2	162	0	0	0	0	0	0	0	0	0	0	1	1	0	569	0	7	576	0	
24	24	361	3	109	0	0	0	0	0	0	0	0	0	0	0	0	1	474	0	7	481	0	
25	25	473	2	267	0	0	0	0	2	0	1	0	0	0	0	1	0	746	0	4	750	0	
26	26	531	0	364	0	0	0	2	0	0	0	1	1	0	1	1	1	902	0	3	905	0	
27	27	220	2	128	0	0	0	1	0	0	1	0	0	0	0	0	1	353	0	0	353	0	
28	28	374	2	133	0	0	0	0	0	0	0	0	0	1	0	0	0	510	0	5	515	0	
29	29	293	0	135	1	1	0	0	0	0	0	0	0	0	0	0	0	430	0	4	434	0	
30	30	316	2	118	0	0	0	0	0	0	0	1	0	0	0	0	0	437	0	3	440	0	
31	31	469	6	173	0	0	0	2	0	0	0	0	1	0	0	1	4	656	0	4	660	0	
32	32	506	5	254	0	1	1	0	0	0	0	0	0	0	0	1	0	768	0	5	773	0	
33	33	501	0	187	0	1	0	0	0	1	0	0	1	0	0	0	0	691	0	3	694	0	
34	34	359	2	374	0	1	0	0	1	0	1	0	0	0	0	0	2	740	0	6	746	0	
35	35	533	6	411	4	4	1	3	0	2	1	0	3	4	3	3	2	981	0	1	982	0	
36	36	276	0	182	0	1	0	0	0	2	0	0	0	0	0	0	2	463	0	2	465	0	
37	37	416	2	187	0	0	0	1	1	0	0	0	0	0	0	0	0	607	0	4	611	0	
38	38	522	2	299	1	1	0	1	1	0	0	0	0	0	0	1	1	829	0	4	833	0	




FORM 20 FINAL RESULT SHEET

ELECTION TO THE HOUSE OF PARLIAMENT CONSTITUENCY

Total No. of Electors in Assembly Constituency/segment
Name of Assembly/segment ...**25-MOTI NAGAR** Assembly Election

Serial No. Of Polling Station	No of Valid Votes Cast in favour of																Total of Valid Votes	No. Of Rejected Votes	Votes for NOTA	Total	No. Of Tended Votes		
	BANSURI SWARAJ	RAAJ KUMAR ANAND	SOMNATH BHARTI	ACHLA JETHMALANI	UPENDRA	DINESH KUMAR	PUNAM PANDEY	PRITHVI NATH SINGH	PREM SINGH	MANOJ KUMAR SHARMA	MAHESH KUMAR DENWAL	LUKMAN KHAN	SANDHYA THAKKAR	DILIP SINGH	RAVINDER SINGH	SANJAY RAWAT						HIRA LAL	
39	39	461	5	341	1	2	0	0	1	1	1	0	0	1	3	0	2	2	821	0	0	821	0
40	40	303	2	144	0	0	1	0	0	1	0	0	0	0	0	0	2	3	456	0	6	462	0
41	41	284	1	193	0	0	0	0	0	1	0	0	0	0	1	0	1	0	481	0	2	483	0
42	42	238	22	267	0	0	0	0	0	0	0	1	1	0	1	2	2	0	534	0	2	536	0
43	43	150	5	144	0	0	0	0	0	0	0	0	1	0	0	0	3	1	304	0	2	306	0
44	44	252	21	270	0	1	0	0	1	1	0	1	2	0	0	1	2	1	553	0	2	555	0
45	45	184	6	204	1	0	0	0	1	0	0	0	0	0	0	0	1	2	399	0	2	401	0
46	46	270	3	239	0	1	1	1	0	0	2	0	1	6	0	0	3	2	529	0	1	530	0
47	47	208	5	239	0	0	0	2	0	1	0	0	1	1	2	0	1	1	461	0	3	464	0
48	48	587	4	227	0	0	0	0	0	1	0	0	2	1	0	0	0	0	822	0	9	831	0
49	49	425	1	139	1	0	0	0	0	0	0	0	1	0	0	0	1	0	568	0	6	574	0
50	50	281	0	84	0	0	0	0	0	0	0	0	0	0	0	1	0	0	366	0	1	367	0
51	51	562	5	265	2	1	0	0	0	0	0	0	0	0	0	0	1	1	836	0	7	843	0
52	52	475	4	366	3	1	0	0	0	1	0	0	1	0	1	0	0	1	853	0	8	861	0
53	53	320	2	197	1	0	0	0	0	1	0	0	1	0	1	0	0	0	523	0	1	524	0
54	54	548	2	175	0	0	0	0	0	0	0	0	0	0	1	0	0	0	726	0	6	732	0
55	55	308	3	140	0	0	1	0	0	0	0	0	0	0	0	0	1	0	453	0	5	458	0
56	56	460	3	344	1	0	0	0	0	0	0	0	1	0	0	0	2	0	811	0	6	817	0
57	57	335	3	259	0	0	0	1	0	0	0	0	0	0	0	0	0	1	599	0	5	604	0
58	58	292	0	172	2	0	0	0	0	0	0	1	0	0	1	0	0	0	468	0	0	468	0
59	59	381	0	270	0	1	0	1	1	1	0	0	0	0	0	0	1	1	656	0	2	658	0
60	60	468	2	265	0	0	0	0	0	1	0	0	0	0	0	1	1	1	739	0	4	743	0
61	61	462	5	300	2	1	0	1	0	1	0	2	1	0	0	0	0	1	776	0	2	778	0
62	62	603	2	227	0	1	0	0	0	0	0	0	0	0	0	0	2	2	837	0	2	839	0
63	63	286	1	88	1	0	0	0	0	1	0	0	0	0	0	0	0	0	378	0	3	381	0
64	64	330	4	183	0	1	0	0	0	0	0	0	0	1	0	0	1	0	520	0	2	522	0
65	65	486	4	273	1	0	0	0	0	0	0	0	0	0	0	0	1	0	765	0	10	775	0
66	66	394	2	226	0	1	0	0	2	0	0	0	1	0	0	0	0	0	626	0	5	631	0
67	67	413	0	180	0	0	1	0	0	0	0	0	0	0	0	1	0	0	595	0	5	600	0
68	68	376	3	183	0	1	1	0	0	0	0	0	0	0	0	0	0	0	564	0	5	569	0
69	69	313	1	144	0	0	0	0	0	0	0	0	0	0	0	0	0	0	458	0	1	459	0
70	70	380	13	266	1	1	2	2	0	3	1	1	3	0	1	1	0	1	676	0	3	679	0
71	71	235	5	239	0	0	0	0	1	1	0	1	0	0	0	0	0	1	483	0	4	487	0
72	72	269	7	204	1	2	0	2	0	1	0	2	1	0	1	0	0	1	491	0	1	492	0
73	73	422	9	237	1	0	0	1	0	1	0	0	0	0	0	1	2	3	677	0	5	682	0
74	74	204	13	265	1	0	0	0	1	0	0	0	2	3	4	1	0	0	494	0	3	497	0
75	75	156	11	200	0	0	0	0	0	0	0	0	0	0	0	0	0	0	367	0	0	367	0
76	76	304	29	334	0	1	1	1	1	0	0	1	1	0	1	0	2	1	677	0	2	679	0



FORM 20 FINAL RESULT SHEET

ELECTION TO THE HOUSE OF PARLIAMENT CONSTITUENCY

Total No. of Electors in Assembly Constituency/segment
Name of Assembly/segment ...25-MOTI NAGAR Assembly Election

Serial No. Of Polling Station	No of Valid Votes Cast in favour of																	Total of Valid Votes	No. Of Rejected Votes	Votes for NOTA	Total	No. Of Tended Votes
	BANSURI SWARAJ	RAAJ KUMAR ANAND	SOMNATH BHARTI	ACHLA JETHMALANI	UPENDRA	DINESH KUMAR	PUNAM PANDEY	PRITHVI NATH SINGH	PREM SINGH	MANOJ KUMAR SHARMA	MAHESH KUMAR DENWAL	LUKMAN KHAN	SANDHYA THAKKAR	DILIP SINGH	RAVINDER SINGH	SANJAY RAWAT	HIRA LAL					
77	77	400	3	308	1	0	0	0	0	0	0	0	0	0	0	1	0	713	0	8	721	0
78	78	185	2	316	4	0	0	1	0	0	0	0	1	1	0	1	0	511	0	4	515	0
79	79	184	4	229	1	1	2	0	0	1	0	1	0	1	1	0	1	426	0	2	428	0
80	80	136	4	509	1	0	0	1	0	0	0	0	1	1	0	0	1	655	0	1	656	0
81	81	287	2	179	0	0	0	0	0	1	0	1	0	0	0	0	0	470	0	3	473	0
82	82	259	3	117	0	0	1	0	0	1	1	0	1	0	0	0	1	384	0	5	389	0
83	83	281	1	181	1	2	0	0	0	0	0	1	0	0	0	0	0	467	0	3	470	0
84	84	319	1	217	0	1	0	0	2	0	0	0	0	1	0	0	0	548	0	4	552	0
85	85	253	0	147	0	0	0	1	0	0	0	0	0	0	0	1	1	403	0	3	406	0
86	86	553	1	360	0	0	0	0	0	0	1	1	0	3	0	2	1	922	0	1	923	0
87	87	471	1	245	0	0	0	0	1	0	0	1	0	0	0	1	0	720	0	6	726	0
88	88	299	2	197	0	0	0	0	1	1	0	0	0	0	0	0	2	502	0	1	503	0
89	89	388	3	179	1	0	1	1	0	0	0	1	0	0	0	2	3	579	0	2	581	0
90	90	463	2	274	1	3	1	0	0	1	0	1	0	2	0	1	0	750	0	1	751	0
91	91	431	0	270	0	1	0	0	1	0	0	0	1	0	0	0	1	705	0	5	710	0
92	92	446	2	152	0	1	0	0	0	0	0	0	1	0	0	1	0	603	0	4	607	0
93	93	663	5	193	0	1	0	0	1	0	0	0	0	0	0	0	2	865	0	9	874	0
94	94	411	1	120	0	0	1	0	0	2	0	0	0	0	0	0	0	535	0	6	541	0
95	95	516	0	135	1	1	0	0	0	0	1	0	0	0	0	0	0	654	0	3	657	0
96	96	229	21	253	1	1	0	0	0	1	0	0	0	2	2	0	1	511	0	1	512	0
97	97	254	14	370	0	1	1	0	0	1	0	0	0	1	4	0	1	647	0	1	648	0
98	98	284	18	350	0	1	1	3	1	0	0	1	4	1	4	1	1	671	0	2	673	0
99	99	220	4	160	1	3	0	1	0	1	0	0	1	0	1	1	0	393	0	0	393	0
100	100	217	11	198	3	1	0	0	0	0	0	1	0	3	1	3	1	440	0	5	445	0
101	101	217	4	167	0	0	0	0	0	0	0	0	1	2	4	0	1	399	0	0	399	0
102	102	226	5	213	0	1	0	0	0	1	0	0	0	0	0	1	1	448	0	0	448	0
103	103	222	1	383	0	3	0	0	0	0	0	0	1	1	3	0	2	616	0	0	616	0
104	104	159	1	215	1	1	0	0	0	0	1	1	1	0	3	0	4	387	0	1	388	0
105	105	469	3	213	0	0	0	0	0	0	0	0	0	0	0	1	0	686	0	3	689	0
106	106	455	2	128	0	1	0	0	0	0	0	0	0	0	0	0	0	586	0	8	594	0
107	107	598	3	200	1	0	1	0	0	1	0	0	0	0	0	1	0	805	0	6	811	0
108	108	532	3	187	1	0	1	0	0	0	0	0	0	0	0	1	0	725	0	7	732	0
109	109	598	3	205	0	1	0	1	0	0	0	0	1	2	0	0	1	812	0	9	821	0
110	110	283	2	96	0	0	0	0	0	0	0	0	0	0	0	0	0	381	0	4	385	0
111	111	440	2	209	0	1	0	0	3	1	0	0	0	0	1	0	0	657	0	6	663	0
112	112	335	1	212	1	0	0	2	1	0	0	0	0	0	0	0	1	553	0	3	556	0
113	113	312	3	214	0	2	1	0	0	0	0	0	1	0	0	0	2	535	0	5	540	0
114	114	356	0	223	0	1	0	0	0	0	0	0	0	0	0	0	0	580	0	4	584	0



FORM 20 FINAL RESULT SHEET

ELECTION TO THE HOUSE OF PARLIAMENT CONSTITUENCY

Total No. of Electors in Assembly Constituency/segment
Name of Assembly/segment ...25-MOTI NAGAR Assembly Election

Serial No. Of Polling Station	No of Valid Votes Cast in favour of																Total of Valid Votes	No. Of Rejected Votes	Votes for NOTA	Total	No. Of Tended Votes	
	BANSURI SWARAJ	RAAJ KUMAR ANAND	SOMNATH BHARTI	ACHLA JETHMALANI	UPENDRA	DINESH KUMAR	PUNAM PANDEY	PRITHVI NATH SINGH	PREM SINGH	MANOJ KUMAR SHARMA	MAHESH KUMAR DENWAL	LUKMAN KHAN	SANDHYA THAKKAR	DILIP SINGH	RAVINDERS SINGH	SANJAY RAWAT						HIRA LAL
115	115	373	1	255	0	1	1	0	1	0	1	0	0	0	1	1	0	635	0	1	636	0
116	116	463	0	142	1	1	1	0	0	1	0	0	0	0	1	0	0	610	0	4	614	0
117	117	377	1	164	0	0	0	0	1	0	0	0	0	0	0	0	1	544	0	2	546	0
118	118	587	0	123	0	0	0	0	0	0	0	0	0	0	0	0	0	710	0	5	715	0
119	119	585	2	188	0	0	0	0	0	1	0	1	0	0	0	0	0	777	0	3	780	0
120	120	312	0	112	2	0	0	1	0	0	0	1	0	0	1	0	0	429	0	0	429	0
121	121	252	4	268	1	0	0	0	1	0	1	1	0	0	1	0	2	531	0	0	531	0
122	122	550	1	202	1	0	0	0	1	1	0	0	0	1	0	0	1	758	0	3	761	0
123	123	628	1	215	1	0	0	1	0	0	0	0	1	0	0	0	1	848	0	0	848	0
124	124	740	2	205	0	1	0	0	0	0	1	0	0	1	0	0	0	950	0	10	960	0
125	125	547	1	221	1	1	0	0	0	0	0	0	0	0	0	0	4	775	0	6	781	0
126	126	258	4	256	0	3	2	0	0	2	0	0	1	0	0	1	0	527	0	3	530	0
127	127	487	0	291	1	2	0	0	0	1	0	0	2	0	0	0	0	784	0	1	785	0
128	128	440	3	336	0	0	0	0	0	0	0	0	1	0	0	0	3	783	0	5	788	0
129	129	363	2	256	1	0	0	0	0	1	0	0	0	0	0	2	0	625	0	3	628	0
130	130	233	7	227	1	1	2	0	0	0	0	0	0	5	0	2	1	479	0	1	480	0
131	131	322	9	172	0	1	0	1	0	0	1	1	2	0	1	0	2	512	0	2	514	0
132	132	217	10	248	2	0	0	0	0	1	0	0	0	3	0	0	0	481	0	2	483	0
133	133	244	18	289	1	0	0	0	1	0	1	0	0	2	0	0	1	557	0	2	559	0
134	134	242	15	137	0	1	0	0	0	0	1	1	0	0	0	0	0	397	0	0	397	0
135	135	293	15	301	0	0	0	1	0	0	1	0	0	1	1	2	1	617	0	1	618	0
136	136	229	29	293	3	1	0	1	0	1	0	0	0	1	0	5	0	563	0	1	564	0
137	137	344	2	314	0	2	0	4	1	1	0	1	1	0	0	0	18	688	0	14	702	0
138	138	355	1	174	1	0	0	0	1	0	1	0	0	0	1	0	0	534	0	3	537	0
139	139	252	1	199	0	1	1	0	0	0	0	0	0	2	0	3	0	459	0	4	463	0
140	140	367	1	238	1	0	1	0	0	0	0	0	0	0	0	2	0	610	0	1	611	0
141	141	331	3	162	1	3	0	1	0	1	0	1	1	0	0	2	0	506	0	1	507	0
142	142	416	5	176	1	1	0	2	1	1	0	0	0	0	0	2	2	607	0	7	614	0
143	143	407	5	239	2	1	0	1	0	0	0	1	0	0	0	0	0	656	0	9	665	0
144	144	586	1	320	1	0	0	2	0	1	0	0	0	0	0	1	1	913	0	3	916	0
145	145	470	0	304	0	1	0	0	2	0	0	0	0	1	0	0	0	778	0	4	782	0
146	146	290	6	277	2	1	0	0	0	0	0	0	3	3	1	0	2	585	0	1	586	0
147	147	257	14	304	1	0	0	3	0	2	0	0	0	1	1	2	0	585	0	4	589	0
148	148	125	2	157	0	0	0	0	0	0	0	1	0	0	2	0	1	288	0	0	288	0
149	149	200	3	222	1	1	1	1	0	0	0	0	1	0	1	0	1	433	0	2	435	0
150	150	252	17	198	2	4	1	0	0	0	0	1	2	1	5	0	2	488	0	4	492	0
151	151	325	12	288	1	1	2	0	0	2	0	1	2	4	4	3	2	650	0	4	654	0
152	152	217	4	134	0	0	0	0	0	0	1	0	0	0	0	2	2	360	0	3	363	0



FORM 20 FINAL RESULT SHEET

ELECTION TO THE HOUSE OF PARLIAMENT CONSTITUENCY

Total No. of Electors in Assembly Constituency/segment
Name of Assembly/segment ...**25-MOTI NAGAR** Assembly Election

Serial No. of Polling Station	No of Valid Votes Cast in favour of																Total of Valid Votes	No. Of Rejected Votes	Votes for NOTA	Total	No. Of Tendered Votes	
	BANSURI SWARAJ	RAAJ KUMAR ANAND	SOMNATH BHARTI	ACHLA JETHMALANI	UPENDRA	DINESH KUMAR	PUNAM PANDEY	PRITHVI NATH SINGH	PREM SINGH	MANOJ KUMAR SHARMA	MAHESH KUMAR DENWAL	LUKMAN KHAN	SANDHYA THAKKAR	DILIP SINGH	RAVINDER SINGH	SANJAY RAWAT						HIRA LAL
153	201	30	286	1	2	0	0	0	3	0	0	1	0	0	1	5	4	534	0	3	537	0
154	85	3	266	2	1	0	0	0	1	0	1	0	0	1	0	1	1	362	0	4	366	0
155	94	5	298	2	2	0	0	1	1	1	2	0	0	1	1	1	0	409	0	1	410	1
156	203	11	380	0	0	4	1	1	1	0	0	2	1	2	1	2	4	613	0	2	615	0
157	54	2	250	4	1	1	0	0	1	0	0	0	1	2	1	1	0	318	0	1	319	0
158	173	19	285	1	2	0	0	1	1	0	0	0	0	3	1	2	0	488	0	1	489	0
159	127	22	216	1	1	0	0	1	1	0	1	0	0	1	0	6	0	377	0	0	377	0
160	100	10	586	3	2	0	2	1	1	0	0	0	0	5	2	5	0	717	0	3	720	0
161	34	5	497	3	0	1	0	1	2	2	1	0	2	4	0	2	0	554	0	1	555	0
162	244	12	182	0	0	1	1	0	4	0	0	0	2	0	3	1	2	452	0	2	454	0
163	701	4	211	0	0	0	0	1	0	0	0	0	0	0	0	0	0	917	0	7	924	0
164	859	5	302	0	3	0	3	0	1	0	1	0	0	0	0	1	0	1175	0	4	1179	0
165	311	8	328	3	1	0	3	1	2	1	2	2	0	3	1	7	3	676	0	1	677	0
166	277	11	260	0	0	0	2	0	1	0	1	0	1	0	3	1	1	558	0	0	558	0
167	105	4	108	0	0	0	0	0	2	0	0	1	0	0	0	3	0	223	0	1	224	0
168	43	1	512	1	1	0	0	0	0	1	1	0	1	4	1	5	3	574	0	2	576	0
169	47	5	214	0	1	0	1	0	2	1	0	0	0	3	2	1	0	277	0	1	278	0
170	111	2	300	0	2	0	1	0	0	2	0	2	0	3	2	1	0	426	0	2	428	0
Total EVM Votes	59648	803	40259	107	114	53	73	46	87	32	41	70	64	124	59	166	155	101901	0	556	102457	2
Total Postal Ballot Votes	(To be filled in the case of election from an assembly constituency.)																					
Total Votes Polled	59648	803	40259	107	114	53	73	46	87	32	41	70	64	124	59	166	155	101901	0	556	102457	2

Place:- MOTI NAGAR

ASST. RETURNING OFFICER
25-MOTI NAGAR

FORM 20 FINAL RESULT SHEET

ELECTION TO THE HOUSE OF PARLIAMENT CONSTITUENCY

Total No. of Electors in Assembly Constituency/segment
Name of Assembly/segment ...38-DELHI CANTT Assembly Election

Serial No. of Polling Station	No of Valid Votes Cast in favour of																	Total of Valid Votes	No. Of Rejected Votes	Votes for NOTA	Total	No. Of Tended Votes
	BANSURI SWARAJ	RAAJ KUMAR ANAND	SOMNATH BHARTI	ACHLA JETHMALANI	UPENDRA	DINESH KUMAR	PUNAM PANDEY	PRITHVI NATH SINGH	PREM SINGH	MANOJ KUMAR SHARMA	MAHESH KUMAR DENWAL	LUKMAN KHAN	SANDHYA THAKKAR	DILIP SINGH	RAVINDER SINGH	SANJAY RAWAT	HIRA LAL					
1	1	143	6	277	1	1	0	1	0	0	1	0	1	1	2	2	1	437	0	1	438	0
2	2	72	2	85	0	2	0	0	0	0	0	0	0	0	0	0	0	161	0	0	161	0
3	3	296	2	169	0	1	0	0	0	0	0	0	0	0	0	4	0	472	0	2	474	0
4	4	309	1	165	0	0	1	0	0	1	0	0	0	0	0	0	1	478	0	1	479	0
5	5	236	3	118	0	0	0	0	0	0	0	0	0	0	0	0	0	357	0	5	362	0
6	6	182	3	59	0	0	0	0	0	0	0	0	0	0	0	0	0	244	0	0	244	0
7	7	328	5	94	0	0	0	0	0	0	0	0	0	0	0	1	2	430	0	1	431	0
8	8	204	1	123	0	0	1	1	1	0	0	2	1	2	0	2	1	339	0	3	342	0
9	9	243	1	102	0	0	0	0	0	0	0	0	0	0	0	4	0	350	0	1	351	0
10	10	309	1	95	0	1	0	0	0	0	0	0	0	0	0	0	1	407	0	4	411	0
11	11	122	4	263	0	0	0	0	1	0	0	0	1	1	0	2	1	395	0	1	396	0
12	12	213	9	369	0	1	0	1	1	1	0	0	0	2	0	3	0	600	0	0	600	0
13	13	272	2	425	0	2	0	1	0	0	0	1	2	0	0	2	1	708	0	7	715	0
14	14	191	2	362	0	0	0	1	0	0	0	0	0	3	0	3	0	562	0	5	567	0
15	15	192	4	394	0	1	0	1	1	1	0	0	0	3	0	1	0	598	0	1	599	0
16	16	216	0	89	1	0	0	1	0	0	0	0	0	0	0	0	0	307	0	6	313	0
17	17	308	3	146	1	0	0	0	0	1	0	1	0	1	0	1	0	462	0	1	463	0
18	18	183	3	242	1	1	0	1	0	3	0	3	0	3	1	2	1	444	0	4	448	0
19	19	120	4	170	0	0	0	0	0	2	0	1	0	0	0	0	2	299	0	6	305	0
20	20	121	0	63	1	0	0	0	0	0	0	0	0	0	0	0	0	185	0	3	188	0
21	21	220	1	352	4	0	0	0	0	1	0	0	0	0	0	3	1	582	0	1	583	0
22	22	459	2	294	1	2	0	2	0	0	0	0	0	0	0	1	1	762	0	4	766	0
23	23	219	6	274	2	1	0	0	0	2	0	0	0	1	1	0	1	509	0	2	511	0
24	24	105	0	74	0	0	0	0	0	0	0	0	0	0	0	2	0	181	0	2	183	0
25	25	264	3	182	0	0	0	0	0	0	0	0	0	0	0	1	0	450	0	4	454	0
26	26	208	13	192	3	1	0	1	2	0	0	0	1	1	2	2	2	428	0	2	430	0
27	27	145	4	104	3	0	0	0	1	0	0	0	0	0	1	2	0	260	0	0	260	0
28	28	264	5	205	1	1	1	0	0	4	0	2	2	0	1	0	5	493	0	3	496	0
29	29	282	6	207	0	0	0	0	0	3	1	2	3	4	1	1	2	514	0	2	516	0
30	30	178	1	171	0	0	0	0	0	0	0	0	0	0	0	1	0	351	0	3	354	0
31	31	290	14	301	0	1	0	0	0	0	0	2	0	1	3	6	3	623	0	1	624	0
32	32	139	0	156	0	0	0	0	0	1	0	0	0	0	0	3	0	299	0	0	299	0
33	33	28	1	16	0	0	0	0	0	0	0	0	0	0	0	0	0	45	0	0	45	0
34	34	127	2	86	0	0	1	0	0	1	0	0	0	1	0	1	1	220	0	3	223	0
35	35	135	1	104	3	0	0	0	0	0	0	0	0	0	0	0	0	243	0	0	243	0
36	36	106	0	80	0	0	0	0	0	0	0	0	0	1	0	0	0	187	0	0	187	0
37	37	395	2	234	0	0	0	0	1	0	0	0	0	1	0	0	0	633	0	0	633	0
38	38	118	0	194	0	0	0	0	1	1	0	0	1	0	0	1	0	316	0	0	316	0




FORM 20 FINAL RESULT SHEET

ELECTION TO THE HOUSE OF PARLIAMENT CONSTITUENCY

Total No. of Electors in Assembly Constituency/segment
Name of Assembly/segment ...38-DELHI CANTT Assembly Election

Serial No. Of Polling Station	No of Valid Votes Cast in favour of																	Total of Valid Votes	No. Of Rejected Votes	Votes for NOTA	Total	No. Of Tended Votes
	BANSURI SWARAJ	RAAJ KUMAR ANAND	SOMNATH BHARTI	ACHLA JETHMALANI	UPENDRA	DINESH KUMAR	PUNAM PANDEY	PRITHVI NATH SINGH	PREM SINGH	MANOJ KUMAR SHARMA	MAHESH KUMAR DENWAL	LUKMAN KHAN	SANDHYA THAKKAR	DILIP SINGH	RAVINDER SINGH	SANJAY RAWAT	HIRA LAL					
39	39	200	6	304	0	0	0	0	1	1	0	0	0	0	0	0	1	513	0	0	513	0
40	40	179	2	223	0	3	0	1	0	1	0	0	0	0	1	0	0	410	0	2	412	0
41	41	544	1	215	1	0	1	0	0	1	0	0	0	0	0	0	0	763	0	3	766	0
42	42	341	5	201	0	1	0	0	0	0	0	0	0	0	1	0	2	514	0	1	515	0
43	43	227	3	277	2	0	0	1	0	0	0	1	0	1	0	2	0	636	0	4	640	0
44	44	195	8	425	0	1	0	1	0	0	1	0	0	1	1	2	1	757	0	1	758	0
45	45	266	17	464	2	2	0	0	1	0	0	1	0	0	0	2	1	617	0	0	617	0
46	46	244	3	357	1	3	0	2	0	1	0	0	0	1	0	1	1	577	0	2	579	0
47	47	217	7	348	1	1	0	0	0	0	0	0	0	1	0	1	0	433	0	3	436	0
48	48	239	8	182	1	0	0	0	0	2	0	1	0	0	0	2	0	668	0	3	671	0
49	49	198	4	458	3	0	0	0	1	0	0	0	1	1	0	5	2	734	0	3	737	0
50	50	183	5	522	2	2	0	2	0	1	1	1	3	0	5	0	2	618	0	2	620	0
51	51	157	3	442	2	3	1	1	2	0	1	0	0	2	1	1	1	333	0	1	334	0
52	52	212	0	121	0	0	0	0	0	0	0	0	0	0	0	0	0	540	0	5	545	0
53	53	265	8	257	2	0	0	1	0	1	0	0	2	0	0	0	3	222	0	1	223	0
54	54	147	0	74	0	0	0	0	0	0	0	0	0	0	0	0	1	146	0	2	148	0
55	55	85	2	57	0	0	0	0	0	0	0	0	0	0	0	0	0	476	0	5	481	0
56	56	249	2	223	1	0	0	0	0	0	0	0	0	0	0	0	0	171	0	1	172	0
57	57	115	0	56	0	0	0	0	0	0	0	0	0	1	0	0	0	303	0	3	306	0
58	58	210	2	88	0	0	0	0	0	2	0	0	0	0	0	0	0	102	0	0	102	0
59	59	67	0	34	0	1	0	0	0	0	0	0	0	0	0	0	0	299	0	3	302	0
60	60	148	1	143	1	0	0	0	0	0	0	0	1	2	1	0	2	463	0	3	466	0
61	61	160	3	290	3	2	1	0	1	1	0	0	0	2	0	0	0	288	0	1	289	0
62	62	135	2	145	1	1	0	0	0	0	0	0	0	0	0	0	1	347	0	4	351	0
63	63	153	2	187	3	0	0	0	0	0	0	0	0	0	0	0	0	362	0	5	367	0
64	64	186	2	173	0	0	0	0	0	0	0	0	1	0	0	0	1	453	0	4	457	0
65	65	245	1	204	0	2	0	0	0	0	0	0	0	0	0	0	0	319	0	3	322	0
66	66	125	4	184	1	1	0	0	0	1	1	0	0	1	0	0	2	381	0	1	382	0
67	67	181	4	189	2	0	0	1	0	0	0	0	1	0	0	0	0	444	0	2	446	0
68	68	220	8	215	1	0	0	0	0	0	0	0	0	0	0	0	0	277	0	3	280	0
69	69	129	4	141	0	0	1	0	1	0	0	0	0	1	0	0	1	745	0	4	749	0
70	70	332	6	395	3	0	0	1	0	2	0	0	1	0	0	0	4	387	0	3	390	0
71	71	200	3	177	1	0	0	1	0	1	0	1	0	1	0	2	0	504	0	6	510	0
72	72	242	2	252	1	1	1	0	0	0	0	0	1	0	1	2	0	635	0	4	639	0
73	73	261	6	255	0	0	1	0	1	0	0	0	1	0	2	1	1	531	0	3	534	0
74	74	351	6	374	1	3	0	0	2	0	1	0	1	0	1	1	3	745	0	19	748	0
75	75	254	2	160	0	0	0	0	0	0	1	0	1	0	0	0	0	418	0	19	427	0
76	76	206	3	209	0	1	0	1	0	0	0	0	0	0	0	0	0	421	0	29	430	0



FORM 20 FINAL RESULT SHEET

ELECTION TO THE HOUSE OF PARLIAMENT CONSTITUENCY

Total No. of Electors in Assembly Constituency/segment
Name of Assembly/segment ...38-DELHI CANTT Assembly Election

Serial No. Of Polling Station	No of Valid Votes Cast in favour of																	Total of Valid Votes	No. Of Rejected Votes	Votes for NOTA	Total	No. Of Tended Votes	
	BANSURI SWARAJ	RAAJ KUMAR ANAND	SOMNATH BHARTI	ACHLA JETHMALANI	UPENDRA	DINESH KUMAR	PUNAM PANDEY	PRITHVI NATH SINGH	PREM SINGH	MANOJ KUMAR SHARMA	MAHESH KUMAR DENWAL	LUKMAN KHAN	SANDHYA THAKKAR	DILIP SINGH	RAVINDER SINGH	SANJAY RAWAT	HIRA LAL						
77	77	295	2	266	2	1	0	0	0	0	0	2	1	0	2	3	0	574	0	1	575	0	
78	78	177	3	346	1	1	0	2	0	3	0	1	1	4	1	2	1	543	0	1	544	0	
79	79	160	9	400	0	2	0	0	1	0	0	1	0	2	0	1	0	576	0	2	578	0	
80	80	260	12	455	1	1	1	0	0	2	1	2	0	0	1	2	2	740	0	0	740	0	
81	81	230	7	387	4	0	0	1	0	2	0	1	1	1	0	2	2	638	0	1	639	0	
82	82	233	11	522	0	0	1	0	1	1	0	2	2	0	0	3	4	782	0	7	789	0	
83	83	299	9	463	1	3	0	2	0	5	1	2	0	1	3	1	5	795	0	6	801	0	
84	84	118	0	97	0	0	0	0	0	1	1	0	0	0	0	0	0	217	0	2	219	0	
85	85	202	2	137	0	1	0	1	0	2	0	1	0	0	0	0	1	411	0	5	416	0	
86	86	210	0	198	1	0	0	0	0	0	0	0	1	0	0	2	0	391	0	0	391	0	
87	87	172	1	210	0	1	0	0	0	0	0	1	2	0	2	0	0	391	0	0	391	0	
88	88	125	1	163	0	0	0	1	0	0	0	1	0	0	1	0	0	292	0	2	294	0	
89	89	235	4	248	1	0	0	1	1	0	0	1	0	0	0	1	0	492	0	2	494	0	
90	90	303	4	262	1	0	1	0	1	0	0	0	1	1	0	1	0	575	0	11	586	0	
Total EVM Votes		19029	327	20211	70	54	13	32	22	55	10	21	39	31	60	24	110	66	40174	0	244	40418	0
Total Postal Ballot Votes	(To be filled in the case of election from an assembly constituency.)																						
Total Votes Polled		19029	327	20211	70	54	13	32	22	55	10	21	39	31	60	24	110	66	40174	0	244	40418	0

Place:-

DELHI CANTT



ASST. RETURNING OFFICER



FORM 20 FINAL RESULT SHEET

ELECTION TO THE HOUSE OF PARLIAMENT CONSTITUENCY

Total No. of Electors in Assembly Constituency/segment
Name of Assembly/segment ...**39-RAJINDER NAGAR** Assembly Election

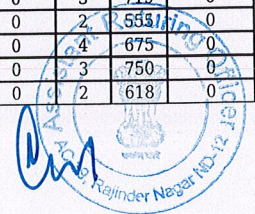
Serial No. Of Polling Station	No of Valid Votes Cast in favour of																	Total of Valid Votes	No. Of Rejected Votes	Votes for NOTA	Total	No. Of Tended Votes
	BANSURI SWARAJ	RAAJ KUMAR ANAND	SOMNATH BHARTI	ACHLA JETHMALANI	UPENDRA	DINESH KUMAR	PUNAM PANDEY	PRITHVI NATH SINGH	PREM SINGH	MANOJ KUMAR SHARMA	MAHESH KUMAR DENWAL	LUKMAN KHAN	SANDHYA THAKKAR	DILIP SINGH	RAVINDER SINGH	SANJAY RAWAT	HIRA LAL					
1	1	316	5	289	1	1	0	1	0	0	0	1	0	0	0	1	0	615	0	2	617	0
2	2	330	3	288	0	0	0	0	0	0	0	0	0	0	0	2	0	623	0	2	625	0
3	3	445	2	491	2	0	0	1	1	2	1	1	1	1	0	2	1	952	0	2	954	0
4	4	297	3	280	2	1	1	1	0	0	1	0	1	0	0	0	3	590	0	0	590	0
5	5	268	0	292	0	2	0	1	0	0	0	0	0	0	0	2	2	565	0	5	570	0
6	6	401	6	387	0	1	1	1	1	0	1	0	0	0	0	2	2	803	0	0	803	0
7	7	371	1	191	0	2	0	2	1	0	2	0	1	1	2	0	0	574	0	2	576	0
8	8	287	1	337	1	1	1	0	0	0	0	1	0	2	0	5	0	636	0	4	640	0
9	9	185	2	307	0	0	0	1	0	2	0	1	0	3	0	2	0	503	0	1	504	0
10	10	321	3	368	3	1	0	0	0	1	1	0	1	1	0	2	0	702	0	2	704	0
11	11	197	5	244	0	0	0	0	0	1	0	0	1	0	0	3	2	453	0	2	455	0
12	12	333	2	168	1	0	0	0	0	0	0	0	0	0	0	0	0	504	0	3	507	0
13	13	450	10	166	1	0	0	0	0	0	0	1	0	0	0	0	1	629	0	6	635	0
14	14	221	4	272	0	2	0	2	0	2	0	1	0	1	0	0	0	505	0	3	508	0
15	15	250	0	243	2	1	0	0	0	1	0	0	0	0	0	2	3	502	0	4	506	0
16	16	290	5	469	4	0	1	0	0	1	0	0	0	0	0	0	0	770	0	2	772	0
17	17	268	2	269	0	2	0	0	0	0	0	0	0	0	0	0	0	541	0	0	541	0
18	18	382	2	369	1	0	0	1	0	2	0	0	0	2	0	1	4	764	0	6	770	0
19	19	371	3	331	1	3	2	1	0	1	0	1	0	2	0	0	0	716	0	4	720	0
20	20	262	4	263	0	0	0	1	0	0	0	0	0	0	0	1	1	532	0	2	534	0
21	21	240	0	393	0	0	1	1	0	0	0	0	1	0	0	1	18	656	0	4	660	0
22	22	328	1	208	1	0	0	0	0	0	0	0	0	0	0	1	0	539	0	3	542	0
23	23	285	0	125	0	0	0	0	0	1	0	1	1	0	0	1	0	414	0	4	418	0
24	24	279	2	139	0	0	0	3	0	0	0	0	0	0	0	0	0	423	0	2	425	0
25	25	338	3	217	2	1	0	0	0	0	0	0	0	1	0	0	1	563	0	2	565	0
26	26	430	0	199	2	0	0	0	0	0	0	0	0	0	0	1	0	632	0	2	634	0
27	27	407	1	157	1	4	1	2	1	0	0	0	2	0	0	2	0	578	0	5	583	0
28	28	420	3	217	2	0	0	0	0	0	0	0	0	0	1	0	1	644	0	4	648	0
29	29	324	1	161	1	0	0	1	0	0	0	0	0	0	0	1	0	489	0	3	492	0
30	30	446	0	211	0	0	0	0	0	1	0	0	0	0	0	0	0	660	0	6	666	0
31	31	370	0	179	1	0	1	0	0	0	0	1	0	0	0	1	2	555	0	3	558	0
32	32	374	5	170	2	1	0	1	0	0	0	0	0	0	0	0	1	554	0	3	557	0
33	33	244	2	110	0	1	0	0	0	0	0	0	1	0	1	0	0	359	0	5	364	0
34	34	342	3	188	0	0	1	0	0	0	0	0	0	0	0	0	0	534	0	4	538	0
35	35	324	1	184	0	1	0	1	0	0	0	0	0	0	1	0	1	513	0	2	515	0
36	36	228	0	152	0	0	0	0	0	1	0	0	0	0	0	0	0	381	0	2	383	0
37	37	366	2	142	0	1	0	1	0	0	0	0	0	0	0	1	0	513	0	3	516	0
38	38	396	3	172	0	0	0	0	0	0	0	0	1	0	0	1	3	576	0	2	578	0

FORM 20 FINAL RESULT SHEET

ELECTION TO THE HOUSE OF PARLIAMENT CONSTITUENCY

Total No. of Electors in Assembly Constituency/segment
Name of Assembly/segment ...39-RAJINDER NAGAR Assembly Election

Serial No. Of Polling Station	No of Valid Votes Cast in favour of																Total of Valid Votes	No. Of Rejected Votes	Votes for NOTA	Total	No. Of Tendered Votes		
	BANSURI SWARAJ	RAAJ KUMAR ANAND	SOMNATH BHARTI	ACHLA JETHMALANI	UPENDRA	DINESH KUMAR	PUNAM PANDEY	PRITHVI NATH SINGH	PREM SINGH	MANOJ KUMAR SHARMA	MAHESH KUMAR DENWAL	LUKMAN KHAN	SANDHYA THAKKAR	DILIP SINGH	RAVINDER SINGH	SANJAY RAWAT						HIRA LAL	
39	39	365	2	224	0	0	0	2	0	0	0	0	0	1	0	0	1	1	596	0	5	601	0
40	40	477	2	153	2	1	0	0	0	0	0	0	0	0	0	0	0	1	636	0	8	644	0
41	41	539	3	203	0	0	0	0	0	1	0	0	1	0	0	0	0	0	747	0	5	752	0
42	42	525	3	227	1	1	0	0	0	0	0	0	0	0	0	0	1	1	759	0	11	770	0
43	43	174	2	206	0	1	0	0	0	0	1	0	0	1	0	0	2	0	481	0	3	484	0
44	44	300	1	176	0	0	0	1	0	0	0	0	0	0	0	0	0	0	552	0	4	556	0
45	45	375	2	171	2	1	0	0	1	0	0	0	0	0	0	0	2	1	675	0	7	682	0
46	46	474	2	192	3	1	0	0	0	0	0	0	0	0	1	0	2	1	675	0	7	682	0
47	47	369	2	175	2	1	0	1	0	0	0	0	0	0	0	0	3	1	554	0	6	560	0
48	48	441	2	206	1	0	0	0	0	0	0	0	0	1	0	1	1	1	653	0	7	660	0
49	49	152	1	221	1	1	0	0	0	0	0	2	0	0	0	1	0	0	379	0	6	385	0
50	50	171	3	218	0	0	0	0	1	0	0	1	1	0	0	0	1	1	396	0	0	396	0
51	51	210	1	379	0	1	0	0	1	2	1	1	0	1	2	1	1	1	602	0	2	604	0
52	52	241	1	336	0	0	0	0	1	1	0	0	1	0	1	0	1	0	583	0	2	585	0
53	53	150	5	423	1	0	2	2	0	0	1	1	1	1	2	6	1	1	597	0	0	597	0
54	54	233	2	394	1	0	0	0	1	1	0	0	1	1	1	2	1	1	639	0	0	639	0
55	55	141	3	172	1	1	0	0	0	0	0	0	0	0	0	0	1	1	292	0	0	292	0
56	56	153	4	132	1	0	0	0	0	0	0	0	0	0	0	0	1	1	292	0	0	292	0
57	57	97	4	175	0	1	0	2	0	0	0	0	0	1	0	0	1	0	281	0	0	281	0
58	58	133	7	259	1	0	0	0	0	0	0	2	0	1	0	2	1	1	406	0	1	407	0
59	59	137	3	324	1	1	0	0	0	1	0	0	1	0	0	0	1	0	469	0	1	470	0
60	60	95	6	262	2	0	0	0	0	0	0	0	0	2	0	0	0	0	367	0	2	369	0
61	61	116	1	172	0	0	0	0	0	0	0	0	0	0	0	1	0	0	290	0	1	291	0
62	62	368	3	471	1	0	0	1	0	1	0	1	1	1	2	2	4	1	857	0	1	858	0
63	63	207	1	223	0	0	0	0	0	0	0	0	0	1	1	0	0	0	432	0	0	432	0
64	64	204	1	225	0	0	0	1	0	1	0	1	0	1	1	2	0	0	437	0	0	437	0
65	65	216	1	317	0	0	0	0	1	0	0	0	2	0	2	0	1	0	540	0	3	543	0
66	66	292	4	253	1	1	1	0	0	0	0	0	1	0	0	0	1	0	554	0	2	556	0
67	67	169	0	240	0	0	0	0	0	1	0	0	0	0	0	0	0	1	305	0	1	306	0
68	68	141	1	161	1	0	0	0	0	0	0	0	0	0	0	0	0	0	547	0	2	549	0
69	69	234	0	308	0	1	0	0	0	0	1	1	2	0	0	0	0	0	547	0	3	439	0
70	70	216	1	218	0	0	1	0	0	0	0	0	0	0	0	0	0	0	436	0	3	439	0
71	71	273	4	356	0	0	0	0	0	0	0	0	1	1	3	0	1	1	640	0	5	645	0
72	72	298	0	408	2	1	0	0	0	0	0	0	1	0	2	0	2	2	716	0	3	719	0
73	73	232	2	314	1	0	0	1	0	1	0	0	0	0	0	0	0	2	553	0	2	555	0
74	74	292	5	370	1	1	0	0	0	0	1	0	0	0	0	0	1	1	671	0	4	675	0
75	75	319	2	414	2	2	0	0	2	0	0	0	0	1	1	2	2	2	747	0	3	750	0
76	76	209	4	398	0	0	0	0	0	1	0	0	0	0	0	0	2	2	616	0	2	618	0




FORM 20 FINAL RESULT SHEET

ELECTION TO THE HOUSE OF PARLIAMENT CONSTITUENCY

Total No. of Electors in Assembly Constituency/segment
Name of Assembly/segment ...**39-RAJINDER NAGAR** Assembly Election

Serial No. Of Polling Station	No of Valid Votes Cast in favour of																	Total of Valid Votes	No. Of Rejected Votes	Votes for NOTA	Total	No. Of Tended Votes	
	BANSURI SWARAJ	RAAJ KUMAR ANAND	SOMNATH BHARTI	ACHLA JETHMALANI	UPENDRA	DINESH KUMAR	PUNAM PANDEY	PRITHVI NATH SINGH	PREM SINGH	MANOJ KUMAR SHARMA	MAHESH KUMAR DENWAL	LUKMAN KHAN	SANDHYA THAKKAR	DILIP SINGH	RAVINDER SINGH	SANJAY RAWAT	HIRA LAL						
77	77	288	1	398	1	0	0	1	0	1	0	0	0	1	0	0	1	0	692	0	3	695	0
78	78	199	0	318	1	0	0	1	0	0	0	0	0	0	1	0	0	0	454	0	2	456	0
79	79	205	1	247	0	0	0	1	0	0	0	0	0	0	0	0	0	0	574	0	2	576	0
80	80	249	0	317	1	1	1	1	0	0	1	0	1	0	1	0	0	0	695	0	3	698	0
81	81	326	10	353	2	0	0	0	0	0	1	1	1	1	0	1	1	1	413	0	0	413	0
82	82	93	3	309	0	0	1	0	1	0	0	1	2	1	0	2	0	0	525	0	0	525	0
83	83	185	3	330	0	0	0	0	1	0	0	1	0	1	0	0	0	0	701	0	2	703	0
84	84	298	7	390	0	1	0	1	0	1	1	0	0	1	0	0	0	0	633	0	1	634	0
85	85	270	3	355	0	1	0	1	1	1	0	0	0	1	0	2	0	0	453	0	0	453	0
86	86	189	2	255	0	0	0	0	1	2	1	0	1	0	0	2	0	0	678	0	1	679	0
87	87	315	4	347	1	1	0	2	0	2	0	0	2	2	1	0	0	1	760	0	5	765	0
88	88	309	5	432	0	3	0	0	1	1	0	0	1	1	5	0	1	1	601	0	3	604	0
89	89	263	2	334	0	0	0	0	0	0	0	1	0	0	0	1	0	0	533	0	4	537	0
90	90	215	1	313	0	1	0	0	0	0	0	1	0	2	0	0	0	0	501	0	3	504	0
91	91	215	0	281	1	0	0	1	0	1	0	0	1	0	0	0	0	0	501	0	3	504	0
92	92	310	2	517	4	2	1	2	0	1	0	1	1	1	0	2	1	1	846	0	1	847	0
93	93	183	7	362	0	0	0	0	0	0	0	1	1	1	0	0	0	0	636	0	10	646	0
94	94	456	4	173	1	0	1	0	0	0	0	0	0	0	0	0	1	1	821	0	6	827	0
95	95	562	1	255	1	0	0	0	1	0	0	0	0	0	0	1	1	1	465	0	9	474	0
96	96	311	2	149	0	0	0	0	0	0	0	0	1	0	0	0	1	0	480	0	2	482	0
97	97	327	7	143	0	0	0	0	0	1	0	1	0	0	0	1	0	0	546	0	2	548	0
98	98	378	5	161	0	0	0	0	1	0	0	0	1	0	0	0	0	0	477	0	2	479	0
99	99	346	5	124	1	0	0	0	1	0	0	0	0	0	0	0	0	0	588	0	5	593	1
100	100	339	2	245	1	0	0	0	0	1	0	0	0	0	0	0	0	0	484	0	2	486	0
101	101	385	2	95	0	0	0	0	0	1	0	0	1	0	0	1	0	0	692	0	3	695	0
102	102	443	1	244	0	0	0	1	0	1	0	0	0	1	0	0	0	0	492	0	3	495	0
103	103	270	3	216	1	0	0	1	0	0	0	0	0	1	1	0	2	2	722	0	7	729	0
104	104	494	2	221	0	0	0	1	0	0	0	0	0	0	0	1	0	0	738	0	7	745	0
105	105	516	9	211	0	0	0	0	0	0	1	0	0	0	0	0	0	0	749	0	4	753	0
106	106	531	2	214	1	1	0	0	0	0	0	0	0	0	0	0	0	0	607	0	7	614	0
107	107	410	1	193	1	0	1	0	0	1	0	0	0	0	0	0	0	0	647	0	2	649	0
108	108	430	2	212	0	0	0	0	0	0	0	0	1	2	0	0	5	2	802	0	1	803	0
109	109	253	10	517	1	2	0	2	0	2	0	0	1	4	2	5	0	0	321	0	5	326	0
110	110	224	0	97	0	0	0	0	0	0	0	0	0	0	0	0	1	1	571	0	6	577	0
111	111	368	3	195	2	1	0	1	0	0	0	0	0	0	0	0	0	0	829	0	3	832	0
112	112	575	2	247	0	0	0	1	1	0	0	0	1	1	0	1	0	0	432	0	4	436	0
113	113	266	0	164	0	0	0	1	0	0	0	0	0	1	0	0	0	0	432	0	4	436	0
114	114	140	6	248	1	1	0	0	0	1	0	0	0	0	0	2	1	1	400	0	3	403	0

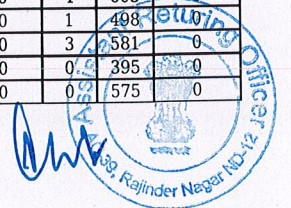


FORM 20 FINAL RESULT SHEET

ELECTION TO THE HOUSE OF PARLIAMENT CONSTITUENCY

Total No. of Electors in Assembly Constituency/segment
Name of Assembly/segment ...39-RAJINDER NAGAR Assembly Election

Serial No. Of Polling Station	No of Valid Votes Cast in favour of																Total of Valid Votes	No. Of Rejected Votes	Votes for NOTA	Total	No. Of Tended Votes	
	BANSURI SWARAJ	RAAJ KUMAR ANAND	SOMNATH BHARTI	ACHLA JETHMALANI	UPENDRA	DINESH KUMAR	PUNAM PANDEY	PRITHVI NATH SINGH	PREM SINGH	MANOJ KUMAR SHARMA	MAHESH KUMAR DENWAL	LUKMAN KHAN	SANDHYA THAKKAR	DILIP SINGH	RAVINDER SINGH	SANJAY RAWAT						HIRA LAL
115	115	141	4	138	0	0	0	1	0	0	0	0	0	1	0	1	0	286	0	1	287	0
116	116	194	8	332	3	1	0	0	0	1	0	0	0	1	1	1	1	545	0	1	546	0
117	117	191	8	294	0	1	1	0	0	1	1	0	0	1	1	1	1	501	0	1	502	0
118	118	187	3	184	0	0	1	1	0	0	0	0	0	0	1	1	0	378	0	3	381	0
119	119	202	9	259	0	1	0	2	0	1	0	0	1	1	1	1	0	480	0	0	480	0
120	120	109	7	129	2	0	0	0	0	0	0	0	1	0	0	0	0	248	0	0	248	0
121	121	339	1	185	0	0	0	0	0	0	0	0	0	1	0	0	2	528	0	2	530	0
122	122	316	2	123	0	0	0	0	1	0	0	1	0	1	0	1	0	445	0	4	449	0
123	123	383	3	131	0	0	0	0	1	0	0	0	0	1	0	1	2	520	0	4	524	0
124	124	334	2	138	0	0	0	0	0	0	0	1	0	1	0	0	2	479	0	1	480	0
125	125	333	2	175	0	0	0	0	0	0	0	1	0	0	0	0	2	513	0	2	515	0
126	126	493	1	153	1	1	0	0	0	0	0	1	0	0	0	0	0	650	0	6	656	0
127	127	396	2	143	0	1	0	0	0	0	0	0	0	0	0	0	1	543	0	3	546	0
128	128	244	2	115	1	0	0	0	0	0	0	1	0	0	1	0	0	364	0	0	364	0
129	129	379	1	185	1	0	0	0	0	0	0	1	1	0	0	1	1	570	0	2	572	0
130	130	287	2	133	1	1	1	0	0	1	0	0	0	1	0	1	0	428	0	2	430	0
131	131	268	2	124	0	1	0	0	0	0	0	0	1	0	0	1	0	399	0	2	401	0
132	132	457	2	183	0	0	0	0	0	1	0	0	1	0	0	2	1	647	0	4	651	0
133	133	316	1	253	2	0	0	0	1	0	0	1	0	1	0	1	3	579	0	1	580	0
134	134	349	4	208	1	1	0	0	0	0	0	0	1	2	1	0	1	568	0	4	572	1
135	135	250	2	186	0	1	0	0	0	1	0	0	0	1	0	2	0	443	0	1	444	0
136	136	248	1	142	0	0	0	0	0	0	0	1	0	0	1	0	0	393	0	2	395	0
137	137	334	2	214	0	0	1	0	0	0	0	0	1	1	0	0	0	553	0	1	554	0
138	138	357	2	169	3	0	1	0	0	0	1	0	0	0	0	1	0	534	0	2	536	0
139	139	365	5	217	0	1	0	0	0	0	1	0	0	0	0	0	1	589	0	2	591	0
140	140	345	2	224	0	0	0	0	0	0	0	0	0	0	2	0	1	574	0	4	578	0
141	141	195	6	399	1	1	0	1	0	0	1	0	1	1	1	2	0	610	0	1	611	0
142	142	219	4	262	1	0	0	0	0	0	0	1	0	0	0	0	0	487	0	1	488	0
143	143	226	3	216	0	0	0	0	0	1	0	0	0	0	0	3	0	449	0	1	450	0
144	144	397	2	200	1	0	0	0	0	0	1	1	0	1	1	0	0	604	0	0	604	0
145	145	402	5	375	4	0	0	1	0	0	0	0	0	0	1	0	0	788	0	1	789	0
146	146	234	7	146	0	0	0	1	0	0	0	0	0	0	0	0	1	389	0	3	392	0
147	147	361	3	444	1	2	0	0	0	0	0	0	0	1	0	0	0	812	0	5	817	0
148	148	309	3	287	1	0	0	0	0	0	0	0	0	0	1	0	0	601	0	4	605	0
149	149	245	8	234	3	1	0	1	1	0	0	0	1	2	0	1	0	497	0	1	498	0
150	150	259	4	309	1	2	0	0	0	0	0	0	1	0	1	1	1	578	0	3	581	0
151	151	202	2	190	0	0	0	0	0	0	0	0	0	0	1	0	0	395	0	0	395	0
152	152	349	5	210	1	1	0	0	0	0	0	0	0	2	4	1	1	575	0	0	575	0



FORM 20 FINAL RESULT SHEET

ELECTION TO THE HOUSE OF PARLIAMENT CONSTITUENCY

Total No. of Electors in Assembly Constituency/segment
Name of Assembly/segment ...39-RAJINDER NAGAR Assembly Election

Serial No. Of Polling Station	No of Valid Votes Cast in favour of																	Total of Valid Votes	No. Of Rejected Votes	Votes for NOTA	Total	No. Of Tended Votes
	BANSURI SWARAJ	RAAJ KUMAR ANAND	SOMNATH BHARTI	ACHLA JETHMALANI	UPENDRA	DINESH KUMAR	PUNAM PANDEY	PRITHVI NATH SINGH	PREM SINGH	MANOJ KUMAR SHARMA	MAHESH KUMAR DENWAL	LUKMAN KHAN	SANDHYA THAKKAR	DILIP SINGH	RAVINDER SINGH	SANJAY RAWAT	HIRA LAL					
153	281	1	197	1	0	0	0	1	1	1	0	1	1	2	0	4	2	493	0	2	495	0
154	168	6	114	0	0	0	0	1	1	1	0	1	0	0	0	0	0	291	0	2	293	0
155	456	14	390	1	0	1	0	0	0	0	0	1	1	0	1	1	1	867	0	1	868	0
156	374	5	276	1	0	0	0	0	0	0	0	2	0	0	1	2	0	661	0	1	662	0
157	347	15	408	5	0	0	1	0	1	0	0	3	1	0	1	1	0	783	0	3	786	0
158	226	4	176	0	0	0	0	0	0	0	0	1	1	0	0	0	0	408	0	0	408	0
159	376	8	373	0	1	0	0	1	0	0	0	1	1	0	0	0	0	761	0	2	763	0
160	476	5	228	0	0	1	0	1	0	0	0	0	0	0	0	1	0	712	0	5	717	0
Total EVM Votes	48179	491	39777	119	76	27	61	26	54	21	17	67	49	89	38	133	111	89335	0	439	89774	2
Total Postal Ballot Votes	(To be filled in the case of election from an assembly constituency.)																					
Total Votes Polled	48179	491	39777	119	76	27	61	26	54	21	17	67	49	89	38	133	111	89335	0	439	89774	2

Place:- RAJINDER NAGAR



ASST. RETURNING OFFICER
39-RAJINDER NAGAR



FORM 20 FINAL RESULT SHEET

ELECTION TO THE HOUSE OF PARLIAMENT CONSTITUENCY

Total No. of Electors in Assembly Constituency/segment
Name of Assembly/segment ...40-NEW DELHI Assembly Election

Serial No. Of Polling Station	No of Valid Votes Cast in favour of																	Total of Valid Votes	No. Of Rejected Votes	Votes for NOTA	Total	No. Of Tendered Votes
	BANSURI SWARAJ	RAAJ KUMAR ANAND	SOMNATH BHARTI	ACHLA JETHMALANI	UPENDRA	DINESH KUMAR	PUNAM PANDEY	PRITHVI NATH SINGH	PREM SINGH	MANOJ KUMAR SHARMA	MAHESH KUMAR DENWAL	LUKMAN KHAN	SANDHYA THAKKAR	DILIP SINGH	RAVINDER SINGH	SANJAY RAWAT	HIRA LAL					
1	1	236	2	425	1	0	0	0	0	3	0	0	0	2	0	0	3	672	0	2	674	0
2	2	140	2	178	0	0	0	0	0	0	0	0	0	1	0	1	0	322	0	3	325	0
3	3	162	1	253	2	0	1	1	0	0	0	0	0	0	1	1	0	422	0	2	424	0
4	4	166	4	250	0	0	0	0	0	1	0	0	1	0	0	0	0	423	0	0	423	0
5	5	68	0	108	0	0	0	0	0	0	0	0	0	0	0	0	0	176	0	0	176	0
6	6	190	2	267	2	0	0	0	0	1	0	0	0	1	1	0	0	464	0	4	468	0
7	7	144	7	199	0	0	0	0	0	3	0	0	0	1	0	1	0	356	0	4	360	0
8	8	104	3	181	1	0	0	1	0	1	0	1	0	0	1	0	0	293	0	3	296	0
9	9	110	2	136	0	1	0	0	0	0	0	0	0	0	0	0	0	249	0	1	250	0
10	10	184	1	224	1	1	0	0	1	1	0	0	2	0	0	0	1	416	0	7	423	0
11	11	154	3	173	1	0	0	0	0	0	0	0	0	0	0	0	0	331	0	3	334	0
12	12	338	5	287	2	0	0	1	0	0	0	0	0	0	1	0	1	635	0	8	643	0
13	13	165	1	279	0	0	0	2	0	0	0	0	1	1	0	0	2	451	0	3	454	0
14	14	220	2	187	0	1	1	1	0	0	0	0	0	0	1	0	0	413	0	1	414	0
15	15	146	1	298	2	0	0	2	0	2	0	1	0	0	0	0	0	452	0	3	455	0
16	16	170	1	160	1	1	0	0	0	0	1	0	0	0	0	0	0	334	0	2	336	0
17	17	177	1	164	0	0	0	0	0	0	0	0	0	0	0	1	0	343	0	4	347	0
18	18	197	27	399	0	1	0	3	1	0	0	0	1	0	0	1	5	635	0	3	638	0
19	19	243	2	283	0	1	1	4	0	0	0	0	0	0	0	2	0	536	0	2	538	0
20	20	295	1	287	1	0	0	0	0	0	0	0	1	1	0	2	0	590	0	1	591	0
21	21	183	0	162	0	0	0	0	0	0	0	0	0	0	0	0	0	346	0	6	352	0
22	22	160	1	180	0	0	0	0	0	1	0	0	0	0	0	1	1	344	0	4	348	0
23	23	168	3	445	2	1	0	0	1	1	0	0	0	0	0	2	2	625	0	1	626	0
24	24	116	1	169	2	0	0	0	0	0	0	0	0	0	1	0	0	290	0	2	292	0
25	25	138	2	178	0	0	1	0	0	0	0	0	0	0	1	2	2	325	0	3	328	0
26	26	96	1	163	0	1	0	0	0	1	0	0	0	0	0	0	0	262	0	4	266	0
27	27	204	3	254	2	0	0	1	0	0	0	1	1	2	0	0	0	468	0	5	473	0
28	28	129	2	294	3	0	0	0	0	3	0	0	1	0	1	1	0	434	0	0	434	0
29	29	67	1	66	0	0	0	0	0	0	0	0	2	0	0	0	0	136	0	1	137	0
30	30	91	0	161	0	0	0	1	0	0	0	0	0	0	1	0	0	255	0	0	255	0
31	31	22	0	9	0	0	0	0	0	0	0	0	1	0	0	0	0	32	0	0	32	0
32	32	166	3	245	3	0	0	1	0	0	0	0	0	0	0	0	0	418	0	1	419	0
33	33	93	0	243	0	0	0	0	0	0	0	1	0	0	0	0	1	338	0	1	339	0
34	34	61	1	183	0	0	0	1	0	0	0	0	1	0	1	0	0	248	0	3	251	0
35	35	234	2	155	1	0	0	0	0	0	0	1	0	0	1	0	1	395	0	3	398	0
36	36	165	6	170	0	1	0	0	0	0	1	0	0	0	0	0	0	343	0	1	344	0
37	37	173	1	183	0	1	1	1	0	0	1	0	0	0	1	1	0	363	0	3	366	0
38	38	99	0	95	1	0	0	0	0	0	0	0	0	0	0	0	0	195	0	0	195	0

FORM 20 FINAL RESULT SHEET

ELECTION TO THE HOUSE OF PARLIAMENT CONSTITUENCY

Total No. of Electors in Assembly Constituency/segment
Name of Assembly/segment ...40-NEW DELHI Assembly Election

Serial No. Of Polling Station	No of Valid Votes Cast in favour of																	Total of Valid Votes	No. Of Rejected Votes	Votes for NOTA	Total	No. Of Tended Votes
	BANSURI SWARAJ	RAAJ KUMAR ANAND	SOMNATH BHARTI	ACHLA JETHMALANI	UPENDRA	DINESH KUMAR	PUNAM PANDEY	PRITHVI NATH SINGH	PREM SINGH	MANOJ KUMAR SHARMA	MAHESH KUMAR DENWAL	LUKMAN KHAN	SANDHYA THAKKAR	DILIP SINGH	RAVINDER SINGH	SANJAY RAWAT	HIRA LAL					
39	39	134	1	129	2	0	0	1	1	1	0	1	0	1	0	1	0	272	0	3	275	0
40	40	211	1	240	0	0	0	0	0	0	0	1	1	1	0	0	1	456	0	5	461	0
41	41	169	1	169	0	0	0	0	0	0	0	0	0	0	0	0	0	339	0	7	346	0
42	42	140	3	176	1	2	0	1	0	1	0	0	0	1	0	1	0	326	0	3	329	0
43	43	216	4	184	2	0	0	0	0	0	0	0	0	0	0	0	2	408	0	6	414	0
44	44	295	3	274	0	1	0	0	1	1	0	1	0	1	0	0	3	581	0	4	585	0
45	45	161	2	188	1	1	0	0	0	1	0	0	1	0	0	1	0	356	0	1	357	0
46	46	201	2	295	0	2	1	0	0	0	0	0	0	2	2	2	1	508	0	4	512	0
47	47	125	1	252	1	0	0	0	0	0	1	0	0	1	0	0	0	381	0	1	382	0
48	48	70	1	78	0	0	0	0	0	0	0	0	0	0	0	0	1	150	0	4	154	0
49	49	248	3	422	1	1	1	2	1	1	1	0	1	2	1	0	1	686	0	0	686	0
50	50	202	8	390	1	1	0	0	1	0	0	0	2	1	2	1	0	610	0	2	612	0
51	51	123	1	206	2	0	0	1	0	0	0	1	0	0	0	0	0	334	0	5	339	0
52	52	160	2	344	1	0	0	1	0	1	0	1	0	0	2	0	1	513	0	1	514	0
53	53	158	3	262	1	0	1	0	0	0	0	0	0	0	0	1	2	428	0	2	430	0
54	54	179	3	263	0	0	0	0	0	0	0	0	1	0	1	0	1	448	0	2	450	0
55	55	133	2	177	0	0	1	0	1	0	0	0	0	0	0	0	0	314	0	2	316	0
56	56	258	1	273	2	1	0	4	1	1	0	0	0	0	0	0	0	541	0	8	549	0
57	57	135	2	416	2	0	0	2	0	1	1	0	1	0	0	0	2	564	0	3	567	0
58	58	327	1	151	1	0	0	0	0	1	0	0	0	0	0	1	0	482	0	5	487	0
59	59	222	3	208	0	0	0	0	0	1	0	0	1	0	0	0	0	436	0	3	439	0
60	60	311	2	118	1	0	0	0	0	0	0	0	0	0	0	1	1	434	0	2	436	0
61	61	165	0	272	1	1	0	0	1	1	1	1	1	1	0	0	0	446	0	1	447	0
62	62	83	6	179	0	0	0	0	0	1	0	1	0	0	0	1	0	271	0	4	275	0
63	63	306	4	220	3	0	0	3	0	0	0	0	0	0	0	0	0	536	0	1	537	0
64	64	205	5	279	0	2	0	1	0	1	0	0	0	1	2	0	1	498	0	0	498	0
65	65	221	4	235	0	1	0	0	0	1	0	1	1	0	0	0	1	465	0	2	467	0
66	66	154	6	127	0	1	0	0	0	0	0	0	0	0	0	0	0	288	0	1	289	0
67	67	144	2	169	0	0	0	0	0	0	0	0	0	0	0	0	0	315	0	2	317	0
68	68	101	2	229	1	1	1	0	0	0	0	0	0	0	0	1	0	336	0	1	337	0
69	69	259	1	328	0	0	0	1	1	1	0	0	1	1	0	0	0	593	0	2	595	0
70	70	135	3	269	1	0	2	0	2	2	0	0	0	1	0	1	0	416	0	2	418	0
71	71	219	1	320	2	1	0	0	0	0	0	0	0	0	2	2	1	549	0	5	554	0
72	72	130	1	165	0	0	0	0	0	0	0	0	0	1	0	0	0	297	0	4	301	0
73	73	217	2	392	3	1	0	0	1	2	0	0	2	2	0	0	1	623	0	1	624	0
74	74	250	2	511	0	1	0	3	0	1	1	0	1	3	0	4	2	780	0	2	782	0
75	75	238	5	295	0	0	0	1	0	0	0	0	1	3	0	0	1	545	0	4	549	0
76	76	276	2	349	0	0	0	0	0	1	0	0	0	0	0	1	2	632	0	0	632	0

FORM 20 FINAL RESULT SHEET

ELECTION TO THE HOUSE OF PARLIAMENT CONSTITUENCY

Total No. of Electors in Assembly Constituency/segment
Name of Assembly/segment ...40-NEW DELHI Assembly Election

Serial No. Of Polling Station	No of Valid Votes Cast in favour of																	Total of Valid Votes	No. Of Rejected Votes	Votes for NOTA	Total	No. Of Tended Votes
	BANSURI SWARAJ	RAAJ KUMAR ANAND	SOMNATH BHARTI	ACHLA JETHMALANI	UPENDRA	DINESH KUMAR	PUNAM PANDEY	PRITHVI NATH SINGH	PREM SINGH	MANOJ KUMAR SHARMA	MAHESH KUMAR DENWAL	LUKMAN KHAN	SANDHYA THAKKAR	DILIP SINGH	RAVINDER SINGH	SANJAY RAWAT	HIRA LAL					
77	77	116	2	164	0	0	1	0	0	0	0	1	0	1	0	1	0	286	0	3	289	0
78	78	203	1	308	0	1	0	1	0	0	0	1	0	1	0	1	0	518	0	1	519	0
79	79	171	1	162	0	0	0	0	0	0	0	0	0	0	0	0	0	334	0	7	341	0
80	80	235	1	187	0	1	1	1	0	1	1	0	0	0	0	0	0	428	0	5	433	0
81	81	201	2	241	0	0	0	0	1	1	0	0	0	0	0	0	1	448	0	2	453	0
82	82	124	3	190	1	0	0	0	1	0	0	0	0	0	0	1	0	320	0	2	322	0
83	83	390	3	266	4	1	0	0	2	0	1	0	1	0	1	0	0	671	0	6	677	0
84	84	63	1	95	2	0	0	0	0	0	0	0	0	0	0	0	0	161	0	6	167	0
85	85	268	3	281	1	0	0	0	1	1	0	0	0	0	0	0	1	556	0	6	562	0
86	86	365	1	210	1	1	1	1	0	0	0	0	0	1	0	0	1	582	0	4	586	0
87	87	350	6	231	0	0	0	1	0	1	0	0	0	2	0	3	1	595	0	0	595	0
88	88	287	7	373	1	0	0	1	1	2	1	0	0	2	1	0	0	676	0	2	678	0
89	89	297	4	222	0	0	0	1	0	0	0	2	0	1	0	2	1	530	0	3	533	0
90	90	253	1	111	0	1	0	0	0	0	0	0	0	1	0	1	0	370	0	1	371	0
91	91	223	1	57	0	0	0	0	0	0	0	0	0	0	1	0	1	283	0	2	285	0
92	92	111	1	95	2	0	0	0	0	0	0	0	0	0	0	0	1	210	0	1	211	0
93	93	265	2	150	0	0	0	0	0	1	0	0	0	0	0	0	0	419	0	6	425	0
94	94	41	0	46	0	0	0	0	0	0	0	0	0	0	0	0	0	87	0	1	88	0
95	95	188	0	257	0	0	0	0	0	0	0	0	0	0	1	2	0	448	0	5	453	0
96	96	410	2	408	0	1	1	0	0	1	0	1	1	1	0	1	1	828	0	6	834	0
97	97	278	2	255	2	2	1	0	0	1	0	1	0	0	0	2	0	544	0	6	550	0
98	98	271	5	202	1	0	0	2	1	0	1	0	0	1	0	1	1	486	0	1	487	0
99	99	347	6	349	1	0	2	2	1	1	0	2	1	2	0	2	0	716	0	4	720	0
100	100	162	3	260	0	1	0	0	0	1	1	1	0	0	0	1	1	431	0	3	434	0
101	101	482	2	215	0	1	0	1	0	0	1	0	0	0	1	1	1	705	0	4	709	0
102	102	358	1	133	0	0	1	0	0	0	0	1	0	0	1	1	1	497	0	8	505	0
103	103	228	1	245	0	0	0	0	1	2	0	0	0	5	0	1	0	484	0	2	486	0
104	104	288	2	171	3	1	0	0	0	1	0	0	0	0	0	2	0	468	0	8	476	0
105	105	142	1	156	0	0	0	0	0	0	0	0	1	0	0	0	1	300	0	5	305	0
106	106	303	1	144	0	1	0	0	1	0	0	0	0	0	0	0	1	451	0	1	452	0
107	107	387	1	196	2	0	0	1	0	0	0	0	0	0	0	0	1	588	0	2	590	0
108	108	294	0	204	1	0	0	1	0	0	0	0	0	0	0	3	0	503	0	4	507	0
109	109	236	1	169	0	1	2	0	0	0	1	0	1	0	0	1	0	415	0	4	419	0
110	110	241	5	312	1	1	0	0	0	0	0	2	0	1	0	1	0	564	0	12	576	0
111	111	145	2	142	0	0	0	0	1	0	0	0	0	0	0	0	0	290	0	2	292	0
112	112	231	0	172	0	2	0	0	0	0	0	0	1	0	0	0	0	406	0	3	409	0
113	113	173	3	123	0	1	0	0	0	0	0	0	0	1	0	0	0	301	0	0	301	0
114	114	89	0	48	0	0	0	0	0	0	0	0	0	1	0	1	0	139	0	3	142	0

FORM 20 FINAL RESULT SHEET

ELECTION TO THE HOUSE OF PARLIAMENT CONSTITUENCY

Total No. of Electors in Assembly Constituency/segment
Name of Assembly/segment ...40-NEW DELHI Assembly Election

Serial No. Of Polling Station	No of Valid Votes Cast in favour of																	Total of Valid Votes	No. Of Rejected Votes	Votes for NOTA	Total	No. Of Tended Votes	
	BANSURI SWARAJ	RAAJ KUMAR ANAND	SOMNATH BHARTI	ACHLA JETHMALANI	UPENDRA	DINESH KUMAR	PUNAM PANDEY	PRITHVI NATH SINGH	PREM SINGH	MANOJ KUMAR SHARMA	MAHESH KUMAR DENWAL	LUKMAN KHAN	SANDHYA THAKKAR	DILIP SINGH	RAVINDER SINGH	SANJAY RAWAT	HIRA LAL						
115	115	331	13	486	2	3	1	0	0	1	0	1	4	1	2	1	8	3	857	0	5	862	0
116	116	210	4	292	1	1	0	0	0	0	0	0	0	0	0	2	0	0	510	0	2	512	0
117	117	126	1	215	0	1	0	2	0	0	0	1	0	1	1	0	0	0	348	0	1	349	0
118	118	123	6	90	1	0	0	0	0	2	0	0	0	0	0	0	0	0	222	0	2	224	0
119	119	100	0	115	0	0	0	1	0	0	0	0	0	0	0	0	1	1	217	0	2	219	0
120	120	430	4	262	0	0	0	0	0	1	0	1	0	0	0	7	1	706	0	5	711	0	
121	121	220	5	177	0	1	0	1	0	0	1	0	0	3	0	0	0	408	0	2	410	0	
122	122	222	1	205	0	0	0	0	0	0	0	0	0	0	0	0	0	428	0	5	433	0	
123	123	655	1	398	1	1	0	0	0	0	0	0	1	0	0	0	0	1057	0	14	1071	0	
124	124A	462	3	379	0	1	1	0	0	0	1	1	0	0	0	2	1	851	0	16	867	0	
125	124	336	2	350	0	0	0	0	0	0	0	0	0	0	0	3	0	691	0	6	697	0	
126	125	680	3	581	1	0	0	0	0	0	1	1	0	3	0	0	1	1271	0	5	1276	0	
127	126	629	4	510	3	0	0	0	0	1	0	3	0	0	0	0	0	1150	0	19	1169	0	
Total EVM Votes	26995	316	29257	90	53	24	57	25	58	19	23	48	35	54	26	105	56	57241	0	427	57668	0	
Total Postal Ballot Votes	(To be filled in the case of election from an assembly constituency.)																						
Total Votes Polled	26995	316	29257	90	53	24	57	25	58	19	23	48	35	54	26	105	56	57241	0	427	57668	0	

Place:-

NEW DELHI



ASST. RETURNING OFFICER
40-NEW DELHI

FORM 20 FINAL RESULT SHEET

ELECTION TO THE HOUSE OF PARLIAMENT CONSTITUENCY

Total No. of Electors in Assembly Constituency/segment
Name of Assembly/segment ...42-KASTURBA NAGAR Assembly Election

Serial No. of Polling Station	No of Valid Votes Cast in favour of																	Total of Valid Votes	No. Of Rejected Votes	Votes for NOTA	Total	No. Of Tended Votes
	BANSURI SWARAJ	RAAJ KUMAR ANAND	SOMNATH BHARTI	ACHLA JETHMALANI	UPENDRA	DINESH KUMAR	PUNAM PANDEY	PRITHVI NATH SINGH	PREM SINGH	MANOJ KUMAR SHARMA	MAHESH KUMAR DENWAL	LUKMAN KHAN	SANDHYA THAKKAR	DILIP SINGH	RAVINDER SINGH	SANJAY RAWAT	HIRA LAL					
1	1	166	1	241	0	0	3	2	0	0	0	3	0	1	0	3	1	421	0	3	424	0
2	2	307	1	271	1	0	2	0	0	0	0	0	1	0	0	1	2	586	0	4	590	0
3	3	432	3	246	1	0	1	0	0	0	1	0	0	0	2	0	1	687	0	5	692	0
4	4	276	1	261	0	0	1	0	0	0	0	0	1	3	0	1	0	544	0	7	551	0
5	5	346	12	465	0	0	2	2	0	0	0	1	1	3	2	5	0	839	0	6	845	0
6	6	206	3	190	0	0	0	1	0	0	0	0	0	0	0	0	0	400	0	2	402	0
7	7	304	0	242	0	0	0	0	0	1	0	0	1	1	0	0	1	550	0	6	556	0
8	8	196	16	442	1	1	0	1	4	0	1	1	0	6	3	2	1	675	0	3	678	0
9	9	339	3	262	0	0	0	0	1	0	0	0	0	0	0	1	0	606	0	2	608	0
10	10	259	8	327	4	1	1	1	0	1	1	1	0	2	1	4	0	611	0	7	618	0
11	11	242	10	298	1	0	0	0	1	0	1	1	0	1	0	1	0	556	0	3	559	0
12	12	227	7	241	2	0	0	1	1	0	0	0	0	0	0	0	0	479	0	4	483	0
13	13	142	2	161	0	0	1	0	0	0	0	0	0	0	0	1	0	307	0	1	308	0
14	14	202	1	156	0	0	0	1	2	0	0	0	0	2	0	1	0	365	0	6	371	0
15	15	235	7	361	0	2	1	2	0	0	0	2	0	0	1	0	1	613	0	6	619	0
16	16	331	5	349	0	0	1	0	1	0	0	0	0	1	0	1	0	689	0	2	691	0
17	17	502	1	184	1	0	1	0	0	1	0	1	1	0	1	1	4	698	0	0	698	0
18	18	463	2	200	0	1	0	1	2	0	0	1	0	3	0	3	1	677	0	0	677	0
19	19	521	4	182	1	1	0	0	0	0	0	1	0	1	1	6	4	722	0	4	726	0
20	20	541	3	181	0	0	0	0	1	1	0	0	1	1	1	0	2	732	0	1	733	0
21	21	547	5	147	1	0	1	0	3	0	0	2	0	1	0	0	2	709	0	1	710	0
22	22	315	4	231	0	1	0	3	0	0	0	1	3	1	0	1	0	560	0	3	563	0
23	23	305	1	186	1	0	0	0	2	0	1	2	0	1	1	0	1	501	0	1	502	0
24	24	314	6	307	1	1	0	0	1	0	0	3	0	1	0	0	2	636	0	1	637	0
25	25	288	2	194	0	0	1	0	0	1	0	2	1	0	0	1	0	491	0	1	492	0
26	26	278	4	176	1	0	0	1	0	1	0	1	0	1	0	0	1	464	0	0	464	0
27	27	253	2	230	1	2	0	1	0	3	0	0	1	0	0	0	1	494	0	1	495	0
28	28	392	1	279	1	1	1	1	0	2	0	1	0	0	1	0	3	684	0	2	686	0
29	29	402	5	235	0	0	1	0	0	0	1	1	0	0	0	0	0	645	0	0	645	0
30	30	469	4	193	1	0	0	0	1	1	0	1	0	0	0	1	1	672	0	4	676	0
31	31	444	2	139	0	0	2	0	0	0	0	0	0	0	0	1	0	588	0	3	591	0
32	32	384	2	105	0	0	0	0	0	0	0	0	1	0	0	0	0	492	0	7	499	0
33	33	387	3	171	0	1	0	0	0	0	1	0	0	0	1	1	0	565	0	11	576	0
34	34	309	2	152	0	0	1	0	0	0	0	0	2	0	1	0	1	468	0	10	478	0
35	35	417	0	198	1	0	0	1	0	1	0	0	0	0	0	1	1	620	0	6	626	0
36	36	368	1	132	0	0	0	0	1	2	0	0	0	0	0	0	0	504	0	7	511	0
37	37	266	2	156	0	0	0	0	0	0	0	0	0	0	0	1	0	425	0	5	430	0
38	38	1364	3	168	1	0	0	1	0	0	1	0	1	0	1	0	0	540	0	3	543	0

FORM 20 FINAL RESULT SHEET

ELECTION TO THE HOUSE OF PARLIAMENT CONSTITUENCY

Total No. of Electors in Assembly Constituency/segment
Name of Assembly/segment ...42-KASTURBA NAGAR Assembly Election

Serial No. Of Polling Station	No of Valid Votes Cast in favour of																	Total of Valid Votes	No. Of Rejected Votes	Votes for NOTA	Total	No. Of Tendered Votes
	BANSURI SWARAJ	RAAJ KUMAR ANAND	SOMNATH BHARTI	ACHLA JETHMALANI	UPENDRA	DINESH KUMAR	PUNAM PANDEY	PRITHVI NATH SINGH	PREM SINGH	MANOJ KUMAR SHARMA	MAHESH KUMAR DENWAL	LUKMAN KHAN	SANDHYA THAKKAR	DILIP SINGH	RAVINDER SINGH	SANJAY RAWAT	HIRA LAL					
39	39	385	5	182	0	0	0	0	1	0	0	1	0	0	0	0	0	574	0	3	577	0
40	40	317	4	281	0	2	1	1	0	0	0	0	1	1	0	1	0	609	0	2	611	0
41	41	440	3	350	0	3	0	1	0	2	0	2	1	0	0	2	3	808	0	4	812	0
42	42	480	3	160	4	0	1	1	0	0	0	1	2	0	0	1	2	656	0	1	657	0
43	43	460	3	353	1	0	0	0	0	0	1	0	0	0	0	0	0	818	0	4	822	0
44	44	451	3	332	1	0	1	0	0	0	0	0	0	1	0	2	0	791	0	2	793	0
45	45	369	1	140	0	0	1	1	0	1	0	0	1	1	1	0	0	516	0	0	516	0
46	46	329	7	403	0	1	0	1	1	0	0	1	2	0	0	0	1	748	0	2	750	0
47	47	334	1	179	1	0	1	1	0	0	1	1	1	0	0	0	0	520	0	1	521	0
48	48	257	0	190	1	0	1	1	0	0	0	0	1	1	1	1	0	454	0	1	455	0
49	49	533	3	334	0	0	1	1	0	1	0	0	1	2	0	0	0	876	0	4	880	0
50	50	454	3	304	2	2	0	4	1	0	1	0	0	1	0	3	2	777	0	1	778	0
51	51	456	2	409	1	1	1	1	1	2	1	2	1	0	2	0	1	882	0	2	884	0
52	52	347	2	263	0	0	0	0	1	0	0	0	2	0	0	1	0	618	0	0	618	0
53	53	559	6	308	2	2	0	0	0	1	0	0	0	3	0	0	1	884	0	2	886	0
54	54	580	6	252	1	0	1	1	0	0	0	0	1	0	2	0	0	844	0	5	849	0
55	55	397	1	195	1	0	1	0	0	0	0	0	1	0	1	1	0	599	0	2	601	0
56	56	462	4	237	1	1	0	0	1	0	0	0	1	0	0	0	2	709	0	3	712	0
57	57	278	2	97	1	0	0	0	0	2	1	0	0	0	0	0	1	382	0	0	382	0
58	58	286	1	360	1	2	0	1	1	0	0	0	1	0	0	0	1	657	0	2	659	0
59	59	269	1	214	0	0	0	0	1	0	1	0	0	0	0	0	0	488	0	2	490	0
60	60	400	3	108	0	0	0	1	0	0	0	0	0	1	0	0	2	515	0	3	518	0
61	61	458	3	272	1	4	0	1	0	0	0	0	2	0	0	0	4	748	0	7	755	0
62	62	566	1	222	0	1	1	1	0	1	0	1	0	0	1	0	0	795	0	4	799	0
63	63	475	1	244	1	1	0	1	0	1	0	0	0	0	0	0	0	724	0	2	726	0
64	64	180	1	122	0	2	0	0	0	1	0	0	0	0	0	0	0	306	0	1	307	0
65	65	316	1	248	2	1	0	1	1	2	0	0	1	0	0	1	1	576	0	4	580	0
66	66	327	3	253	1	0	0	0	1	1	0	0	1	2	0	0	2	593	0	6	599	0
67	67	341	1	180	0	0	0	0	0	1	0	0	0	0	0	0	1	525	0	11	536	0
68	68	242	3	154	1	0	0	1	0	2	1	0	0	1	0	0	0	405	0	3	408	0
69	69	266	3	163	3	0	0	0	0	1	0	0	0	1	0	0	0	437	0	7	444	0
70	70	258	1	202	2	0	0	0	0	1	0	0	0	1	0	0	0	465	0	5	470	0
71	71	205	3	158	0	0	0	0	0	0	0	0	0	0	0	0	0	366	0	3	369	0
72	72	270	1	160	1	0	0	0	0	0	0	0	0	1	0	0	0	433	0	12	445	0
73	73	251	3	128	1	0	0	0	0	1	0	0	0	0	0	0	1	386	0	7	393	0
74	74	248	1	130	0	0	1	0	0	0	0	0	0	0	0	0	0	380	0	2	382	0
75	75	194	1	130	1	0	1	0	1	0	0	0	0	0	0	1	0	329	0	0	329	0
Page 2	394	1	264	1	1	0	0	1	0	0	0	0	0	0	0	1	0	663	0	6	669	0

FORM 20 FINAL RESULT SHEET

ELECTION TO THE HOUSE OF PARLIAMENT CONSTITUENCY

Total No. of Electors in Assembly Constituency/segment
Name of Assembly/segment ...**42-KASTURBA NAGAR** Assembly Election

Serial No. of Polling Station	No of Valid Votes Cast in favour of																Total of Valid Votes	No. Of Rejected Votes	Votes for NOTA	Total	No. Of Tended Votes	
	BANSURI SWARAJ	RAAJ KUMAR ANAND	SOMNATH BHARTI	ACHLA JETHMALANI	UPENDRA	DINESH KUMAR	PUNAM PANDEY	PRITHVI NATH SINGH	PREM SINGH	MANOJ KUMAR SHARMA	MAHESH KUMAR DENWAL	LUKMAN KHAN	SANDHYA THAKKAR	DILIP SINGH	RAVINDER SINGH	SANJAY RAWAT						HIRA LAL
77	77	573	1	234	0	0	0	1	0	0	0	0	0	0	0	0	0	809	0	2	811	0
78	78	481	1	212	1	0	0	0	0	0	0	0	0	1	0	0	3	699	0	5	704	0
79	79	402	2	197	0	0	0	1	0	1	0	0	0	0	0	0	0	603	0	3	606	0
80	80	408	1	203	0	0	0	1	0	0	0	0	0	0	0	0	0	613	0	5	618	0
81	81	312	3	126	0	1	0	0	0	0	0	0	0	0	0	0	1	443	0	5	448	0
82	82	249	0	180	0	1	1	0	0	0	0	0	0	0	0	0	0	431	0	6	437	0
83	83	303	4	279	1	2	0	0	1	0	1	0	2	0	0	1	1	595	0	3	598	0
84	84	385	0	217	3	1	0	0	0	1	0	0	0	0	0	0	0	607	0	9	616	0
85	85	410	4	218	0	0	0	0	0	1	0	1	0	0	2	1	0	637	0	2	639	0
86	86	387	0	220	1	0	0	1	0	1	0	0	0	0	0	1	1	612	0	12	624	0
87	87	406	4	330	0	1	0	1	0	1	0	1	0	0	0	0	1	745	0	3	748	0
88	88	352	2	171	0	0	0	0	0	0	0	0	0	0	0	1	0	526	0	3	529	0
89	89	426	1	227	1	0	0	0	0	0	0	0	0	0	0	1	0	656	0	4	660	0
90	90	421	1	166	0	1	0	0	0	0	1	0	0	0	0	0	0	590	0	1	591	0
91	91	405	0	213	0	0	0	0	0	0	0	0	0	0	0	0	0	618	0	1	619	0
92	92	439	1	170	1	1	0	0	0	0	0	0	1	0	0	1	0	614	0	10	624	0
93	93	81	3	106	0	0	0	0	0	0	0	0	0	1	0	0	1	192	0	0	192	0
94	94	335	5	460	1	2	0	1	0	0	1	1	2	1	3	0	5	818	0	2	820	0
95	95	164	2	300	1	0	0	1	0	2	1	2	1	1	1	0	3	480	0	0	480	0
96	96	173	3	158	0	0	0	1	0	0	0	0	0	0	0	1	1	337	0	4	341	0
97	97	179	2	185	0	2	0	0	0	0	0	0	0	0	0	1	0	369	0	4	373	0
98	98	119	3	220	0	1	1	1	0	0	0	2	0	0	0	1	1	349	0	0	349	0
99	99	278	6	198	0	0	1	0	0	0	0	0	1	1	0	0	0	485	0	3	488	0
100	100	283	2	263	1	0	0	0	1	0	0	0	0	1	1	2	0	553	0	8	561	0
101	101	90	0	37	0	0	1	0	0	0	0	0	0	1	0	0	0	129	0	0	129	0
102	102	288	2	202	2	0	0	0	0	0	0	0	1	0	0	0	0	495	0	4	499	0
103	103	192	7	296	0	1	1	1	1	1	0	0	1	0	0	1	0	502	0	2	504	0
104	104	105	0	216	0	0	0	0	0	0	0	0	0	0	0	0	0	321	0	0	321	0
105	105	300	5	309	1	0	0	0	0	0	0	0	2	0	0	1	1	619	0	2	621	0
106	106	254	0	153	1	0	0	0	0	0	0	0	0	0	0	4	0	412	0	2	414	0
107	107	134	1	161	0	0	0	0	0	0	0	0	0	0	0	1	0	297	0	2	299	0
108	108	230	0	141	1	0	0	1	0	1	0	0	0	0	0	0	0	374	0	4	378	0
109	109	196	1	128	0	0	0	0	0	0	0	0	0	0	0	3	1	329	0	2	331	0
110	110	201	2	137	1	0	0	0	0	0	0	0	0	1	0	0	0	342	0	4	346	0
111	111	181	2	109	0	1	0	0	0	0	0	0	1	0	0	0	0	294	0	1	295	0
112	112	182	0	129	0	1	1	0	0	0	0	0	1	0	0	3	0	317	0	3	320	0
113	113	490	6	355	0	0	0	2	0	1	0	0	1	1	0	0	0	856	0	4	860	0
Page 3		395	7	420	0	2	1	1	0	2	0	1	3	0	0	0	3	835	0	2	837	0

FORM 20 FINAL RESULT SHEET

ELECTION TO THE HOUSE OF PARLIAMENT CONSTITUENCY

Total No. of Electors in Assembly Constituency/segment
Name of Assembly/segment ...42-KASTURBA NAGAR Assembly Election

Serial No. Of Polling Station	No of Valid Votes Cast in favour of																	Total of Valid Votes	No. Of Rejected Votes	Votes for NOTA	Total	No. Of Tendered Votes
	BANSURI SWARAJ	RAAJ KUMAR ANAND	SOMNATH BHARTI	ACHLA JETHMALANI	UPENDRA	DINESH KUMAR	PUNAM PANDEY	PRITHVI NATH SINGH	PREM SINGH	MANOJ KUMAR SHARMA	MAHESH KUMAR DENWAL	LUKMAN KHAN	SANDHYA THAKKAR	DILIP SINGH	RAVINDER SINGH	SANJAY RAWAT	HIRA LAL					
115	333	3	124	1	0	0	0	0	0	0	0	0	1	0	0	2	0	464	0	4	468	0
116	355	4	132	0	0	0	0	0	0	0	0	0	1	0	0	0	0	492	0	1	493	0
117	407	2	156	0	0	0	1	0	0	0	0	0	0	0	0	3	0	569	0	5	574	0
118	286	3	178	1	1	0	1	0	1	0	1	0	0	0	1	0	0	473	0	3	476	0
119	362	3	193	1	0	0	0	0	0	0	0	0	0	0	0	0	0	559	0	2	561	0
120	269	1	108	0	0	0	0	0	0	0	0	0	0	1	1	0	0	380	0	1	381	0
121	342	2	143	0	0	0	0	0	0	1	0	0	0	0	0	0	0	488	0	3	491	0
122	310	0	121	0	2	0	1	0	0	0	0	0	0	0	0	1	1	436	0	5	441	0
123	403	1	137	1	1	0	0	0	0	1	0	0	0	0	0	1	0	545	0	2	547	0
124	459	3	154	0	0	0	1	0	0	0	0	2	0	0	0	0	0	619	0	8	627	0
125	345	1	176	0	0	0	0	0	0	0	1	1	0	0	0	0	1	525	0	2	527	0
126	368	0	148	0	1	0	0	0	0	0	0	0	0	1	0	0	1	519	0	7	526	0
127	361	5	143	0	0	0	0	0	0	0	0	0	0	0	0	0	0	509	0	4	513	0
128	418	1	222	1	0	0	3	0	1	0	0	0	0	0	0	0	1	647	0	2	649	1
129	309	1	124	0	0	0	0	0	0	0	0	0	0	0	0	0	1	435	0	1	436	0
130	412	0	145	0	0	0	2	1	1	0	0	0	0	0	0	0	1	620	0	7	627	0
131	450	0	169	0	0	0	0	0	0	0	0	0	0	0	0	0	1	620	0	7	627	0
132	406	0	182	1	1	0	1	0	0	0	0	0	0	0	0	0	1	592	0	3	595	0
133	373	1	134	1	0	0	0	1	0	0	0	0	0	0	0	1	0	511	0	4	515	0
134	171	2	137	0	1	0	1	2	0	0	1	1	0	0	0	3	0	319	0	0	319	0
135	467	1	244	3	3	1	0	2	2	0	0	3	0	1	0	0	1	728	0	1	729	0
136	174	1	121	1	0	0	0	0	0	0	1	0	0	0	0	1	0	299	0	1	300	0
137	179	1	110	0	0	0	0	0	1	0	0	0	0	0	0	1	0	292	0	1	293	0
138	361	3	170	1	1	0	2	1	0	0	0	0	0	1	2	0	0	542	0	3	545	0
139	463	2	219	0	1	1	1	0	3	0	0	3	0	3	1	2	0	699	0	1	700	0
140	178	2	104	0	0	1	1	1	0	0	0	0	0	0	0	0	0	287	0	0	287	0
141	449	5	222	1	1	0	0	0	0	0	0	2	1	1	0	1	2	685	0	1	686	0
142	501	4	262	0	2	0	1	0	2	0	0	1	0	1	0	2	0	776	0	1	777	0
143	259	0	156	2	1	1	0	0	1	0	0	0	0	0	0	1	0	421	0	2	423	0
144	361	0	215	0	0	0	0	0	1	1	0	1	0	0	0	1	0	580	0	1	581	0
145	297	2	154	1	0	0	0	0	0	1	1	0	0	0	0	1	1	458	0	0	458	0
Total EVM Votes	48610	369	30389	87	68	36	74	36	74	19	34	66	46	56	32	125	84	80205	0	470	80675	1
Total Postal Ballot Votes	(To be filled in the case of election from an assembly constituency.)																					

FORM 20 FINAL RESULT SHEET

ELECTION TO THE HOUSE OF PARLIAMENT CONSTITUENCY

Total No. of Electors in Assembly Constituency/segment
Name of Assembly/segment ...42-KASTURBA NAGAR Assembly Election

Serial No. Of Polling Station	No of Valid Votes Cast in favour of																Total of Valid Votes	No. Of Rejected Votes	Votes for NOTA	Total	No. Of Tendered Votes	
	BANSURI SWARAJ	RAAJ KUMAR ANAND	SOMNATH BHARTI	ACHLA JETHMALANI	UPENDRA	DINESH KUMAR	PUNAM PANDEY	PRITHVI NATH SINGH	PREM SINGH	MANOJ KUMAR SHARMA	MAHESH KUMAR DENWAL	LUKMAN KHAN	SANDHYA THAKKAR	DILIP SINGH	RAVINDER SINGH	SANJAY RAWAT						HIRA LAL
Total Votes Polled	48610	369	30389	87	68	36	74	36	74	19	34	66	46	56	32	125	84	80205	0	470	80675	1

Place:- KASTURBA NAGAR



Mahima
04.06.2024
ASST. RETURNING OFFICER
42-KASTURBA NAGAR

FORM 20 FINAL RESULT SHEET

ELECTION TO THE HOUSE OF PARLIAMENT CONSTITUENCY

Total No. of Electors in Assembly Constituency/segment
Name of Assembly/segment ...43-MALVIYA NAGAR Assembly Election

Serial No. Of Polling Station	No of Valid Votes Cast in favour of																	Total of Valid Votes	No. Of Rejected Votes	Votes for NOTA	Total	No. Of Tended Votes
	BANSURI SWARAJ	RAAJ KUMAR ANAND	SOMNATH BHARTI	ACHLA JETHMALANI	UPENDRA	DINESH KUMAR	PUNAM PANDEY	PRITHVI NATH SINGH	PREM SINGH	MANOJ KUMAR SHARMA	MAHESH KUMAR DENWAL	LUKMAN KHAN	SANDHYA THAKKAR	DILIP SINGH	RAVINDER SINGH	SANJAY RAWAT	HIRA LAL					
1	1	396	5	267	2	0	0	0	0	0	0	0	0	0	0	0	0	671	0	6	677	1
2	2	216	3	111	0	0	0	0	0	1	0	0	0	0	0	1	1	333	0	2	335	0
3	3	66	3	150	1	1	0	0	0	1	0	0	1	0	0	0	0	223	0	0	223	0
4	4	241	1	133	0	0	0	0	0	0	0	0	0	1	0	0	0	377	0	3	380	0
5	5	325	3	170	0	0	0	0	0	0	0	0	2	4	0	0	0	504	0	3	507	0
6	6	476	5	217	1	1	0	0	0	0	0	0	0	0	1	0	0	702	0	4	706	0
7	7	348	1	426	1	1	0	0	0	3	0	1	2	1	0	0	2	786	0	6	792	0
8	8	449	7	311	0	0	0	0	0	0	0	2	0	0	0	1	2	772	0	4	776	0
9	9	452	1	270	1	0	0	1	0	0	1	0	0	1	0	0	1	728	0	5	733	0
10	10	418	2	279	1	0	0	1	0	1	0	0	0	0	0	0	0	702	0	3	705	0
11	11	436	8	301	3	1	0	0	0	0	0	1	0	0	0	1	1	752	0	5	757	1
12	12	434	3	233	1	1	1	0	0	0	0	1	0	0	0	1	1	676	0	10	686	0
13	13	473	4	352	0	0	0	1	1	1	0	1	0	0	0	2	0	835	0	2	837	0
14	14	400	3	375	1	1	0	0	0	2	0	0	0	2	1	1	2	788	0	4	792	0
15	15	377	0	223	1	0	0	0	0	3	0	0	1	0	0	2	0	607	0	2	609	0
16	16	381	3	353	2	0	0	2	0	0	0	0	0	0	1	2	1	745	0	3	748	0
17	17	215	2	233	0	0	0	0	0	0	0	0	0	0	0	1	0	451	0	2	453	1
18	18	308	3	422	3	3	0	0	0	2	1	0	1	1	0	1	0	745	0	6	751	0
19	19	288	2	403	0	1	1	2	0	2	0	0	0	0	0	1	0	700	0	8	708	0
20	20	295	4	273	0	2	0	0	0	0	0	0	0	0	0	1	0	575	0	6	581	0
21	21	256	2	215	1	0	0	0	0	1	0	0	0	0	0	0	0	475	0	1	476	0
22	22	329	0	234	1	0	0	0	0	0	0	0	1	0	0	1	2	568	0	8	576	0
23	23	290	2	218	0	0	0	0	0	0	0	0	0	1	0	0	0	511	0	1	512	0
24	24	415	2	296	1	0	0	1	0	0	0	0	0	0	0	0	0	715	0	4	719	0
25	25	269	7	542	1	4	0	0	1	1	0	1	0	1	1	0	1	829	0	3	832	0
26	26	434	2	334	0	0	0	0	1	0	0	0	0	0	1	1	1	774	0	3	777	0
27	27	301	3	256	3	0	0	0	1	2	0	0	0	1	1	1	0	569	0	3	572	0
28	28	258	1	186	0	1	0	0	0	1	0	0	0	0	0	2	1	450	0	3	453	0
29	29	360	4	380	4	0	0	1	2	0	0	0	0	0	1	0	0	753	0	4	757	0
30	30	337	2	201	1	0	0	0	1	0	0	0	1	0	1	0	0	544	0	2	546	0
31	31	426	2	206	1	0	0	0	1	0	0	0	0	0	0	1	1	638	0	7	645	0
32	32	444	4	190	0	0	0	1	0	1	0	1	0	0	0	0	0	642	0	6	648	0
33	33	503	1	230	1	0	0	0	0	0	0	0	1	0	0	0	1	737	0	7	744	0
34	34	502	5	276	1	1	0	1	0	0	1	1	0	0	0	0	1	789	0	8	797	0
35	35	431	6	254	2	0	0	0	1	0	1	0	0	0	0	0	1	696	0	7	703	0
36	36	324	4	157	1	0	0	1	0	0	0	0	0	0	0	0	0	487	0	1	488	0
37	37	315	9	267	1	0	0	1	0	1	0	1	1	0	0	2	1	599	0	2	601	0
38	38	250	21	242	0	1	1	0	0	0	0	0	2	1	0	0	0	518	0	0	518	0



FORM 20 FINAL RESULT SHEET

ELECTION TO THE HOUSE OF PARLIAMENT CONSTITUENCY

Total No. of Electors in Assembly Constituency/segment
Name of Assembly/segment ...43-MALVIYA NAGAR Assembly Election

Serial No. of Polling Station	No of Valid Votes Cast in favour of																	Total of Valid Votes	No. Of Rejected Votes	Votes for NOTA	Total	No. Of Tendered Votes
	BANSURI SWARAJ	RAAJ KUMAR ANAND	SOMNATH BHARTI	ACHLA JETHMALANI	UPENDRA	DINESH KUMAR	PUNAM PANDEY	PRITHVI NATH SINGH	PREM SINGH	MANOJ KUMAR SHARMA	MAHESH KUMAR DENWAL	LUKMAN KHAN	SANDHYA THAKKAR	DILIP SINGH	RAVINDER SINGH	SANJAY RAWAT	HIRA LAL					
39	39	167	10	164	1	0	0	0	0	0	0	0	0	0	0	0	0	343	0	1	344	0
40	40	299	4	151	0	0	1	0	0	0	0	0	0	0	0	0	0	456	0	4	460	0
41	41	365	1	217	0	0	0	0	0	0	0	0	0	0	0	0	0	583	0	5	588	0
42	42	365	1	217	0	0	0	1	0	0	0	1	0	0	0	0	0	585	0	3	588	0
43	43	320	1	285	1	1	0	0	1	0	0	2	0	0	0	0	1	612	0	8	620	0
44	44	326	1	159	0	0	1	1	0	1	0	1	0	0	0	2	1	493	0	2	495	0
45	45	120	0	92	0	0	0	0	0	0	0	0	0	0	0	0	0	212	0	0	212	0
46	46	118	0	106	0	0	0	0	0	0	0	0	0	0	0	0	0	224	0	1	225	0
47	47	176	2	194	0	1	0	0	1	0	0	0	0	0	0	0	0	374	0	4	378	0
48	48	120	2	137	2	0	0	0	0	0	0	0	0	0	0	0	0	261	0	2	263	0
49	49	88	1	133	0	1	0	0	0	0	1	0	0	0	0	1	0	226	0	1	227	0
50	50	217	2	190	0	1	0	0	0	0	0	0	1	0	0	0	0	564	0	3	567	0
51	51	265	2	296	0	0	0	0	0	0	0	0	0	0	0	0	0	290	0	7	297	0
52	52	156	1	131	0	1	0	0	0	1	0	0	0	0	0	0	1	361	0	2	363	0
53	53	175	3	179	1	0	0	0	0	0	2	0	0	0	0	0	0	298	0	3	301	0
54	54	184	4	106	1	0	0	0	0	0	1	0	0	1	0	1	0	654	0	8	662	0
55	55	369	4	280	0	0	1	0	0	0	0	0	0	0	0	0	0	697	0	3	700	0
56	56	407	2	285	0	0	0	0	0	1	0	2	0	0	0	0	0	618	0	6	624	0
57	57	331	1	279	4	1	1	0	0	0	0	0	0	0	1	0	0	436	0	7	443	0
58	58	262	2	172	0	0	0	0	0	0	0	0	0	0	0	0	1	706	0	0	706	0
59	59	399	9	283	1	1	1	0	0	2	1	1	1	0	2	1	3	421	0	0	421	0
60	60	244	3	167	1	1	0	0	0	0	0	0	0	0	0	3	2	559	0	3	562	0
61	61	309	3	242	1	0	0	1	0	0	0	0	0	0	0	0	0	510	0	3	513	0
62	62	302	1	204	1	0	1	0	0	0	0	0	1	0	0	0	0	556	0	3	559	0
63	63	352	3	197	1	0	0	0	1	1	0	0	0	0	0	0	0	481	0	6	487	0
64	64	292	0	189	0	0	0	0	0	0	0	0	0	0	0	0	0	443	0	3	446	0
65	65	274	0	166	1	0	0	0	0	1	0	0	1	0	0	0	1	628	0	9	637	0
66	66	375	1	248	1	0	1	0	0	1	0	0	0	0	0	0	1	372	0	5	377	0
67	67	237	2	132	0	0	0	0	0	0	0	0	0	0	0	0	0	818	0	4	822	0
68	68	415	8	393	0	0	1	0	0	1	0	0	0	0	0	0	0	929	0	4	933	0
69	69	468	4	445	2	5	0	0	0	0	0	0	0	3	0	1	1	855	0	3	858	0
70	70	400	9	443	0	0	0	1	0	0	0	2	0	0	0	0	0	777	0	5	782	0
71	71	544	5	225	0	1	0	1	0	0	1	0	0	0	0	0	0	688	0	3	691	0
72	72	421	0	266	0	0	0	0	1	0	0	0	0	0	0	0	0	341	0	6	347	0
73	73	220	1	120	0	0	0	0	0	0	0	0	0	0	0	0	1	869	0	6	875	0
74	74	573	4	287	0	1	1	0	0	0	1	0	0	0	0	1	0	508	0	0	508	0
75	75	307	3	195	1	0	0	0	1	0	0	0	0	0	0	1	0	752	0	9	761	0
Page 2	76	402	6	337	1	0	0	2	0	1	0	0	0	1	0	2	0					




FORM 20 FINAL RESULT SHEET

ELECTION TO THE HOUSE OF PARLIAMENT CONSTITUENCY

Total No. of Electors in Assembly Constituency/segment
Name of Assembly/segment ...43-MALVIYA NAGAR Assembly Election

Serial No. of Polling Station	No of Valid Votes Cast in favour of																	Total of Valid Votes	No. Of Rejected Votes	Votes for NOTA	Total	No. Of Tended Votes	
	BANSURI SWARAJ	RAAJ KUMAR ANAND	SOMNATH BHARTI	ACHLA JETHMALANI	UPENDRA	DINESH KUMAR	PUNAM PANDEY	PRITHVI NATH SINGH	PREM SINGH	MANOJ KUMAR SHARMA	MAHESH KUMAR DENWAL	LUKMAN KHAN	SANDHYA THAKKAR	DILIP SINGH	RAVINDER SINGH	SANJAY RAWAT	HIRA LAL						
77	77	232	1	175	1	1	0	1	0	0	0	1	0	0	0	0	1	413	0	1	414	0	
78	78	249	2	147	0	0	0	0	0	0	0	0	0	0	0	0	0	398	0	1	399	0	
79	79	279	2	167	1	0	0	0	0	1	0	0	0	1	0	0	0	451	0	2	453	0	
80	80	301	0	143	0	0	0	0	1	0	1	0	0	0	0	0	0	446	0	4	450	0	
81	81	307	3	163	0	0	1	0	0	0	0	0	2	0	0	2	0	478	0	4	482	0	
82	82	323	3	375	1	0	0	0	0	0	0	0	0	0	0	0	10	712	0	8	720	0	
83	83	483	4	243	2	1	0	0	0	0	0	2	0	0	0	0	3	738	0	0	738	0	
84	84	298	1	275	2	0	0	0	0	0	0	0	1	1	0	0	1	579	0	1	580	0	
85	85	283	3	217	0	0	1	0	0	0	0	1	0	0	0	0	0	505	0	4	509	0	
86	86	229	1	119	0	0	0	0	1	0	0	1	0	0	0	0	0	351	0	1	352	0	
87	87	420	1	246	0	0	0	0	1	0	0	0	1	0	0	0	0	669	0	8	677	0	
88	88	250	2	194	0	0	0	0	0	0	0	0	0	0	0	0	1	447	0	4	451	0	
89	89	279	1	269	0	0	2	0	0	0	0	0	0	0	1	0	1	553	0	5	558	0	
90	90	198	1	384	0	1	0	0	0	1	0	0	0	2	0	3	0	590	0	0	590	0	
91	91	136	0	301	0	0	2	0	0	0	0	0	0	0	0	0	1	440	0	2	442	0	
92	92	409	6	435	0	0	0	1	0	1	0	0	2	1	0	0	3	858	0	9	867	0	
93	93	96	4	224	1	0	1	0	0	0	0	0	2	0	0	1	0	329	0	0	329	0	
94	94	367	7	516	2	2	0	1	1	1	0	0	1	0	0	0	0	898	0	1	899	0	
95	95	319	2	524	0	0	0	2	0	0	2	1	0	0	0	0	0	1	853	0	2	855	0
96	96	303	2	386	1	0	0	0	0	1	0	0	0	1	0	0	2	698	0	1	699	0	
97	97	176	4	353	1	2	1	0	0	0	0	1	0	1	1	0	0	540	0	3	543	0	
98	98	171	5	296	0	0	0	2	0	1	1	0	2	1	4	2	1	0	486	0	2	488	0
99	99	552	1	284	0	0	0	0	0	0	0	3	0	0	0	0	0	840	0	7	847	0	
100	100	374	1	231	0	1	0	0	1	0	0	0	0	1	1	0	0	611	0	5	616	0	
101	101	451	0	214	0	1	0	0	0	1	0	0	0	0	0	0	0	668	0	4	672	0	
102	102	37	2	109	2	0	0	0	0	0	0	0	0	0	0	0	0	150	0	1	151	0	
103	103	81	0	155	0	0	0	1	0	0	0	0	0	0	0	0	0	237	0	0	237	0	
104	104	221	3	153	0	0	0	0	0	1	0	0	0	0	0	0	0	378	0	1	379	0	
105	105	178	0	96	0	2	1	0	0	0	0	0	0	0	0	0	1	278	0	1	279	0	
106	106	388	1	195	0	0	0	1	1	0	0	0	0	0	0	0	0	586	0	6	592	0	
107	107	287	2	196	3	0	1	0	0	2	0	0	0	0	0	1	0	493	0	8	501	0	
108	108	484	1	220	0	0	0	1	0	0	0	0	0	0	0	0	0	706	0	4	710	0	
109	109	304	0	150	0	0	0	0	0	0	0	0	0	0	0	2	0	459	0	3	462	0	
110	110	367	1	216	0	0	0	0	0	1	0	0	0	0	0	0	1	586	0	5	591	0	
111	111	321	1	133	1	0	0	0	0	0	0	0	0	0	1	0	1	458	0	2	460	0	
112	112	462	1	194	0	0	0	0	1	0	0	1	0	0	0	0	0	660	0	2	662	0	
113	113	447	1	168	0	0	0	0	0	0	0	0	1	0	0	1	0	618	0	4	622	0	
114	114	254	2	94	0	0	1	0	1	1	1	0	0	0	0	0	2	357	0	3	360	0	




FORM 20 FINAL RESULT SHEET

ELECTION TO THE HOUSE OF PARLIAMENT CONSTITUENCY

Total No. of Electors in Assembly Constituency/segment
Name of Assembly/segment ...43-MALVIYA NAGAR Assembly Election

Serial No. Of Polling Station	No of Valid Votes Cast in favour of																	Total of Valid Votes	No. Of Rejected Votes	Votes for NOTA	Total	No. Of Tended Votes
	BANSURI SWARAJ	RAAJ KUMAR ANAND	SOMNATH BHARTI	ACHLA JETHMALANI	UPENDRA	DINESH KUMAR	PUNAM PANDEY	PRITHVI NATH SINGH	PREM SINGH	MANOJ KUMAR SHARMA	MAHESH KUMAR DENWAL	LUKMAN KHAN	SANDHYA THAKKAR	DILIP SINGH	RAVINDER SINGH	SANJAY RAWAT	HIRA LAL					
115	115	207	0	131	0	0	0	0	1	0	1	0	0	0	0	0	0	340	0	3	343	0
116	116	418	1	170	0	0	0	1	1	0	0	0	1	0	0	0	1	593	0	6	599	0
117	117	515	0	305	0	0	0	0	0	0	1	0	0	0	0	0	0	821	0	9	830	0
118	118	410	3	180	0	0	0	0	2	0	1	0	0	0	0	0	0	597	0	4	601	0
119	119	533	2	322	1	1	0	0	0	0	0	0	0	1	1	1	1	863	0	7	870	0
120	120	305	0	140	1	1	0	0	0	0	0	0	0	0	1	3	0	451	0	6	457	0
121	121	517	1	270	0	1	0	0	0	0	0	0	0	0	0	0	0	789	0	8	797	0
122	122	430	2	332	0	0	0	0	1	0	0	0	0	0	0	0	0	765	0	8	773	0
123	123	534	2	290	0	1	0	0	0	0	0	0	0	0	1	1	1	830	0	3	833	0
124	124	529	2	289	1	1	0	0	1	0	0	0	0	0	1	0	0	824	0	5	829	0
125	125	532	2	249	2	0	0	1	0	0	0	0	0	0	0	0	1	790	0	10	800	0
126	126	332	3	202	2	2	0	0	2	0	1	0	1	0	0	1	1	547	0	10	557	0
127	127	205	1	169	0	0	0	0	0	0	0	0	0	1	0	0	0	376	0	1	377	0
128	128	78	0	779	1	1	0	1	0	0	1	1	2	0	0	0	0	865	0	0	865	0
129	129	7	2	551	0	2	0	2	0	1	0	0	1	2	0	0	0	568	0	0	568	0
130	130	5	1	499	2	0	0	0	0	0	0	0	2	0	1	0	0	510	0	1	511	0
131	131	10	6	727	4	2	0	0	1	0	0	0	1	0	0	0	0	751	0	0	751	0
132	132	40	1	510	0	1	0	0	1	0	0	0	1	0	0	0	0	554	0	0	554	0
133	133	30	0	445	0	0	1	0	0	0	0	0	1	0	0	0	0	477	0	4	481	0
134	134	171	5	573	0	0	0	1	0	0	0	0	1	2	1	1	0	756	0	2	758	0
135	135	109	5	541	2	1	0	1	0	0	0	0	0	0	1	2	0	662	0	0	662	0
136	136	21	1	764	1	1	0	2	0	1	0	0	0	0	0	0	0	792	0	2	794	0
137	137	46	2	391	0	0	1	1	0	0	0	0	1	0	0	0	0	442	0	1	443	0
138	138	23	1	446	0	0	0	2	0	0	0	0	0	2	0	0	0	475	0	1	476	0
139	139	37	1	682	1	1	0	1	1	0	0	0	0	1	0	2	1	728	0	2	730	0
140	140	44	2	487	2	1	0	1	0	0	0	0	1	0	0	0	0	538	0	0	538	0
141	141	153	1	632	3	0	0	1	0	0	0	0	0	0	0	0	11	791	0	0	791	0
142	142	153	2	520	0	0	0	1	0	0	0	0	0	0	0	1	0	688	0	10	698	0
143	143	580	6	199	0	0	0	0	0	0	0	1	0	0	2	0	0	788	0	0	788	0
144	144	352	2	310	0	0	0	1	0	0	0	0	0	2	0	2	1	671	0	2	673	0
145	145	179	5	137	0	0	0	0	1	0	0	0	0	0	0	0	0	322	0	0	322	0
Total EVM Votes	43623	380	39700	99	63	25	46	22	62	12	25	44	36	45	21	78	77	84358	0	524	84882	31

(To be filled in the case of election from an assembly constituency.)



FORM 20 FINAL RESULT SHEET

ELECTION TO THE HOUSE OF PARLIAMENT CONSTITUENCY

Total No. of Electors in Assembly Constituency/segment
Name of Assembly/segment ...43-MALVIYA NAGAR Assembly Election

Serial No. Of Polling Station	No of Valid Votes Cast in favour of																Total of Valid Votes	No. Of Rejected Votes	Votes for NOTA	Total	No. Of Tendered Votes	
	BANSURI SWARAJ	RAAJ KUMAR ANAND	SOMNATH BHARTI	ACHLA JETHMALANI	UPENDRA	DINESH KUMAR	PUNAM PANDEY	PRITHVI NATH SINGH	PREM SINGH	MANOJ KUMAR SHARMA	MAHESH KUMAR DENWAL	LUKMAN KHAN	SANDHYA THAKKAR	DILIP SINGH	RAVINDER SINGH	SANJAY RAWAT						HIRA LAL
Total Votes Polled	43623	380	39700	99	63	25	46	22	62	12	25	44	36	45	21	78	77	84358	0	524	84882	35

Place:-

MALVIYA NAGAR



ASST. RETURNING OFFICER
43-MALVIYA NAGAR



FORM 20 FINAL RESULT SHEET

ELECTION TO THE HOUSE OF PARLIAMENT CONSTITUENCY

Total No. of Electors in Assembly Constituency/segment
Name of Assembly/segment ...43-MALVIYA NAGAR Assembly Election

Serial No. of Polling Station	No of Valid Votes Cast in favour of																	Total of Valid Votes	No. Of Rejected Votes	Votes for NOTA	Total	No. Of Tended Votes
	BANSURI SWARAJ	RAAJ KUMAR ANAND	SOMNATH BHARTI	ACHLA JETHMALANI	UPENDRA	DINESH KUMAR	PUNAM PANDEY	PRITHVI NATH SINGH	PREM SINGH	MANOJ KUMAR SHARMA	MAHESH KUMAR DENWAL	LUKMAN KHAN	SANDHYA THAKKAR	DILIP SINGH	RAVINDER SINGH	SANJAY RAWAT	HIRA LAL					
1	1	396	5	267	2	0	0	0	0	1	0	0	0	0	0	0	0	671	0	6	677	1
2	2	216	3	111	0	0	0	0	1	0	0	0	0	0	0	1	1	333	0	2	335	0
3	3	66	3	150	1	1	0	0	1	0	0	1	0	0	0	0	1	377	0	3	380	0
4	4	241	1	133	0	0	0	0	0	0	0	2	4	0	0	0	0	504	0	3	507	0
5	5	325	3	170	0	0	0	0	0	0	0	0	4	1	0	0	1	702	0	4	706	0
6	6	476	5	217	1	1	0	0	0	0	0	0	1	0	0	2	0	786	0	6	792	0
7	7	348	1	426	1	1	0	0	0	3	0	2	0	0	0	1	2	772	0	4	776	0
8	8	449	7	311	0	0	0	0	0	0	0	0	0	1	0	1	0	728	0	5	733	0
9	9	452	1	270	1	0	0	1	0	0	1	0	1	0	0	0	0	702	0	3	705	0
10	10	418	2	279	1	0	0	1	0	1	0	0	0	0	0	1	1	752	0	5	757	1
11	11	436	8	301	3	1	0	0	0	0	0	1	0	0	0	1	1	676	0	10	686	0
12	12	434	3	233	1	1	1	0	0	0	0	0	0	0	0	2	0	835	0	2	837	0
13	13	473	4	352	0	0	0	1	1	1	0	1	0	0	0	1	2	788	0	4	792	0
14	14	400	3	375	1	1	0	0	0	2	0	0	0	0	0	2	0	607	0	2	609	0
15	15	377	0	223	1	0	0	0	0	3	0	0	0	0	1	2	1	745	0	3	748	0
16	16	381	3	353	2	0	0	2	0	0	0	0	0	0	0	1	0	451	0	2	453	1
17	17	215	2	233	0	0	0	0	0	0	0	0	0	0	0	0	0	745	0	6	751	0
18	18	308	3	422	3	3	0	0	0	2	1	0	1	0	1	0	0	700	0	8	708	0
19	19	288	2	403	0	1	1	2	0	0	0	0	0	0	0	1	0	575	0	6	581	0
20	20	295	4	273	0	2	0	0	0	0	0	0	0	0	0	0	0	475	0	1	476	0
21	21	256	2	215	1	0	0	0	0	1	0	0	0	0	0	1	2	568	0	8	576	0
22	22	329	0	234	1	0	0	0	0	0	0	0	1	0	0	0	0	511	0	1	512	0
23	23	290	2	218	0	0	0	0	0	0	0	0	0	0	0	0	0	715	0	4	719	0
24	24	415	2	296	1	0	0	1	0	0	0	0	0	0	0	1	0	829	0	3	832	0
25	25	269	7	542	1	4	0	0	1	1	0	1	0	1	0	1	1	774	0	3	777	0
26	26	434	2	334	0	0	0	0	1	0	0	0	0	0	1	1	0	569	0	3	572	0
27	27	301	3	256	3	0	0	0	1	2	0	0	0	0	0	2	1	450	0	3	453	0
28	28	258	1	186	0	1	0	0	0	1	0	0	0	0	0	0	1	753	0	4	757	0
29	29	360	4	380	4	0	0	1	2	0	0	0	0	1	0	0	0	544	0	2	546	0
30	30	337	2	201	1	0	0	0	1	0	0	0	0	1	0	0	1	638	0	7	645	0
31	31	426	2	206	1	0	0	0	1	0	1	0	1	0	0	0	0	642	0	6	648	0
32	32	444	4	190	0	0	0	1	0	0	0	0	1	0	0	0	1	737	0	7	744	0
33	33	503	1	230	1	0	0	0	0	0	0	0	0	0	0	0	1	789	0	8	797	0
34	34	502	5	276	1	1	0	1	0	0	1	0	0	0	0	0	1	696	0	7	703	0
35	35	431	6	254	2	0	0	0	1	0	1	0	0	0	0	0	0	487	0	1	488	0
36	36	324	4	157	1	0	0	1	0	0	0	0	0	0	0	0	0	599	0	2	601	0
37	37	315	9	267	1	0	0	1	0	1	0	1	0	0	0	2	1	599	0	2	601	0
38	38	250	21	242	0	1	1	0	0	0	0	2	1	0	0	0	0	518	0	0	518	0




FORM 20 FINAL RESULT SHEET

ELECTION TO THE HOUSE OF PARLIAMENT CONSTITUENCY

Total No. of Electors in Assembly Constituency/segment
Name of Assembly/segment ...43-MALVIYA NAGAR Assembly Election

Serial No. Of Polling Station	No of Valid Votes Cast in favour of																	Total of Valid Votes	No. Of Rejected Votes	Votes for NOTA	Total	No. Of Tended Votes
	BANSURI SWARAJ	RAAJ KUMAR ANAND	SOMNATH BHARTI	ACHLA JETHMALANI	UPENDRA	DINESH KUMAR	PUNAM PANDEY	PRITHVI NATH SINGH	PREM SINGH	MANOJ KUMAR SHARMA	MAHESH KUMAR DENWAL	LUKMAN KHAN	SANDHYA THAKKAR	DILIP SINGH	RAVINDER SINGH	SANJAY RAWAT	HIRA LAL					
39	39	167	10	164	1	1	0	0	0	0	0	0	0	0	0	0	0	343	0	1	344	0
40	40	299	4	151	0	0	1	0	0	0	0	0	0	0	0	0	0	583	0	4	460	0
41	41	365	1	217	0	0	0	0	0	0	0	0	0	0	0	0	0	585	0	3	588	0
42	42	365	1	217	0	0	0	1	0	0	0	0	0	0	0	0	1	612	0	8	620	0
43	43	320	1	285	1	1	0	0	1	0	0	2	0	0	0	0	2	493	0	2	495	0
44	44	326	1	159	0	0	1	1	0	1	0	1	0	0	0	0	0	212	0	0	212	0
45	45	120	0	92	0	0	0	0	0	0	0	0	0	0	0	0	0	224	0	1	225	0
46	46	118	0	106	0	0	0	0	0	0	0	0	0	0	0	0	0	374	0	4	378	0
47	47	176	2	194	0	1	0	0	1	0	0	0	0	0	0	0	0	261	0	2	263	0
48	48	120	2	137	2	0	0	0	0	0	0	0	0	0	0	1	0	226	0	1	227	0
49	49	88	1	133	0	1	0	0	0	0	1	0	1	0	0	0	0	411	0	4	415	0
50	50	217	2	190	0	1	0	0	0	0	0	1	0	0	0	0	0	564	0	3	567	0
51	51	265	2	296	0	0	0	0	0	0	0	0	0	0	0	0	0	290	0	7	297	0
52	52	156	1	131	0	1	0	0	0	1	0	0	0	0	0	0	1	361	0	2	363	0
53	53	175	3	179	1	0	0	0	0	0	0	1	0	1	0	1	0	298	0	3	301	0
54	54	184	4	106	1	0	0	0	0	0	0	0	0	0	0	0	0	654	0	8	662	0
55	55	369	4	280	0	0	1	0	0	0	0	0	0	0	0	0	0	697	0	3	700	0
56	56	407	2	285	0	0	0	0	0	1	0	2	0	0	0	1	0	618	0	6	624	0
57	57	331	1	279	4	1	1	0	0	0	0	0	0	0	0	0	0	436	0	7	443	0
58	58	262	2	172	0	0	0	0	0	0	0	0	0	0	0	0	0	706	0	0	706	0
59	59	399	9	283	1	1	1	0	0	2	1	1	0	2	1	3	1	421	0	0	421	0
60	60	244	3	167	1	1	0	0	0	0	0	0	0	0	0	3	0	559	0	3	562	0
61	61	309	3	242	1	0	0	1	0	0	0	0	0	0	0	0	0	510	0	3	513	0
62	62	302	1	204	1	0	1	0	0	0	0	0	0	0	0	1	0	556	0	3	559	0
63	63	352	3	197	1	0	0	0	1	1	0	0	0	0	0	0	0	481	0	6	487	0
64	64	292	0	189	0	0	0	0	0	0	0	0	0	0	0	0	0	443	0	3	446	0
65	65	274	0	166	1	0	0	0	1	0	0	0	0	0	0	0	1	628	0	9	637	0
66	66	375	1	248	1	0	1	0	0	1	0	0	0	0	0	0	1	372	0	5	377	0
67	67	237	2	132	0	0	0	0	0	0	0	0	0	0	0	0	0	818	0	4	822	0
68	68	415	8	393	0	0	1	0	0	1	0	0	0	0	0	1	1	929	0	4	933	0
69	69	468	4	445	2	5	0	0	0	0	0	0	0	0	0	0	0	855	0	3	858	0
70	70	400	9	443	0	0	0	1	0	0	0	2	0	0	0	0	0	777	0	5	782	0
71	71	544	5	225	0	1	0	1	0	0	1	0	0	0	0	0	0	688	0	3	691	0
72	72	421	0	266	0	0	0	0	1	0	0	0	0	0	0	0	0	341	0	6	347	347
73	73	220	1	120	0	0	0	0	0	0	0	0	0	0	0	1	1	869	0	6	875	0
74	74	573	4	287	0	1	1	0	0	1	0	0	0	0	0	1	0	508	0	0	508	0
75	75	307	3	195	1	0	0	0	1	0	0	0	0	0	0	1	0	508	0	0	508	0
76	76	402	6	337	1	0	0	2	0	1	0	0	0	1	0	2	0	752	0	9	761	0




FORM 20 FINAL RESULT SHEET

ELECTION TO THE HOUSE OF PARLIAMENT CONSTITUENCY

Total No. of Electors in Assembly Constituency/segment
Name of Assembly/segment ...43-MALVIYA NAGAR Assembly Election

Serial No. Of Polling Station	No of Valid Votes Cast in favour of																		Total of Valid Votes	No. Of Rejected Votes	Votes for NOTA	Total	No. Of Tended Votes
	BANSURI SWARAJ	RAAJ KUMAR ANAND	SOMNATH BHARTI	ACHLA JETHMALANI	UPENDRA	DINESH KUMAR	PUNAM PANDEY	PRITHVI NATH SINGH	PREM SINGH	MANOJ KUMAR SHARMA	MAHESH KUMAR DENWAL	LUKMAN KHAN	SANDHYA THAKKAR	DILIP SINGH	RAVINDER SINGH	SANJAY RAWAT	HIRA LAL						
77	77	232	1	175	1	1	0	1	0	0	0	0	1	0	0	0	0	1	413	0	1	414	0
78	78	249	2	147	0	0	0	0	0	0	0	0	0	0	0	0	0	0	398	0	1	399	0
79	79	279	2	167	1	0	0	0	0	1	0	0	0	1	0	0	0	0	451	0	2	453	0
80	80	301	0	143	0	0	0	0	0	1	0	1	0	0	0	0	0	0	446	0	4	450	0
81	81	307	3	163	0	0	1	0	0	0	0	0	0	2	0	0	2	0	478	0	4	482	0
82	82	323	3	375	1	0	0	0	0	0	0	0	0	0	0	0	10	712	0	8	720	0	
83	83	483	4	243	2	1	0	0	0	0	0	2	0	0	0	0	3	738	0	0	738	0	
84	84	298	1	275	2	0	0	0	0	0	0	0	1	1	0	0	1	579	0	1	580	0	
85	85	283	3	217	0	0	1	0	0	0	0	1	0	0	0	0	0	505	0	4	509	0	
86	86	229	1	119	0	0	0	0	0	1	0	0	1	0	0	0	0	351	0	1	352	0	
87	87	420	1	246	0	0	0	0	0	1	0	0	1	0	0	0	0	669	0	8	677	0	
88	88	250	2	194	0	0	0	0	0	0	0	0	0	0	0	0	1	447	0	4	451	0	
89	89	279	1	269	0	0	2	0	0	0	0	0	0	0	1	0	1	553	0	5	558	0	
90	90	198	1	384	0	1	0	0	0	1	0	0	0	2	0	3	0	590	0	0	590	0	
91	91	136	0	301	0	0	2	0	0	0	0	0	0	0	0	0	1	440	0	2	442	0	
92	92	409	6	435	0	0	0	1	0	1	0	0	2	1	0	0	3	858	0	9	867	0	
93	93	96	4	224	1	0	1	0	0	0	0	0	2	0	0	1	0	329	0	0	329	0	
94	94	367	7	516	2	2	0	1	1	1	0	0	1	0	0	0	0	898	0	1	899	0	
95	95	319	2	524	0	0	0	2	0	2	0	2	1	0	0	0	1	853	0	2	855	0	
96	96	303	2	386	1	0	0	0	0	1	0	0	0	1	0	0	2	698	0	1	699	0	
97	97	176	4	353	1	2	1	0	0	0	0	1	0	1	1	0	0	540	0	3	543	0	
98	98	171	5	296	0	0	0	2	0	1	1	0	2	1	4	2	1	486	0	2	488	0	
99	99	552	1	284	0	0	0	0	0	0	0	3	0	0	0	0	0	840	0	7	847	0	
100	100	374	1	231	0	1	0	0	1	0	0	0	0	1	1	0	0	611	0	5	616	0	
101	101	451	0	214	0	1	0	0	0	1	0	0	0	0	1	0	0	668	0	4	672	0	
102	102	37	2	109	2	0	0	0	0	0	0	0	0	0	0	0	0	150	0	1	151	0	
103	103	81	0	155	0	0	0	1	0	0	0	0	0	0	0	0	0	237	0	0	237	0	
104	104	221	3	153	0	0	0	0	0	1	0	0	0	0	0	0	0	378	0	1	379	0	
105	105	178	0	96	0	2	1	0	0	0	0	0	0	0	0	0	1	278	0	1	279	0	
106	106	388	1	195	0	0	0	1	1	0	0	0	0	0	0	0	0	586	0	6	592	0	
107	107	287	2	196	3	0	1	0	0	2	0	0	0	0	0	1	1	493	0	8	501	0	
108	108	484	1	220	0	0	0	1	0	0	0	0	0	0	0	0	0	706	0	4	710	0	
109	109	304	0	150	0	0	0	0	0	0	0	1	0	1	0	2	0	459	0	3	462	0	
110	110	367	1	216	0	0	0	0	0	1	0	0	0	0	0	0	1	586	0	5	591	0	
111	111	321	1	133	1	0	0	0	0	0	0	0	0	0	0	1	0	458	0	2	460	0	
112	112	462	1	194	0	0	0	0	1	0	0	1	0	1	0	0	0	660	0	2	662	0	
113	113	447	1	168	0	0	0	0	0	0	0	0	1	0	0	1	0	618	0	4	622	0	
114	114	254	2	94	0	0	1	0	1	1	1	0	0	0	0	0	2	357	0	3	360	0	




FORM 20 FINAL RESULT SHEET

ELECTION TO THE HOUSE OF PARLIAMENT CONSTITUENCY

Total No. of Electors in Assembly Constituency/segment
Name of Assembly/segment ...44-R K PURAM Assembly Election

Serial No. Of Polling Station	No of Valid Votes Cast in favour of																	Total of Valid Votes	No. Of Rejected Votes	Votes for NOTA	Total	No. Of Tended Votes	
	BANSURI SWARAJ	RAAJ KUMAR ANAND	SOMNATH BHARTI	ACHLA JETHMALANI	UPENDRA	DINESH KUMAR	PUNAM PANDEY	PRITHVI NATH SINGH	PREM SINGH	MANOJ KUMAR SHARMA	MAHESH KUMAR DENWAL	LUKMAN KHAN	SANDHYA THAKKAR	DILIP SINGH	RAVINDER SINGH	SANJAY RAWAT	HIRA LAL						
1	1	393	2	351	1	1	2	1	0	1	0	1	0	0	0	1	0	755	0	7	762	0	
2	2	254	4	221	1	2	0	0	1	0	1	0	0	0	0	0	0	484	0	7	491	0	
3	3	252	8	492	1	0	0	1	1	0	0	2	1	1	0	2	2	0	763	0	4	767	0
4	4	207	11	308	1	0	0	0	1	0	0	0	0	1	0	0	0	529	0	3	532	1	
5	5	114	4	283	0	1	0	0	0	1	0	0	0	0	0	0	2	1	573	0	3	576	0
6	6	214	7	343	2	0	0	2	0	2	0	0	0	0	0	0	1	465	0	1	466	0	
7	7	194	3	265	0	0	0	1	0	1	0	0	0	0	0	0	5	1	559	0	2	561	0
8	8	241	0	301	4	2	0	1	0	0	0	1	0	3	0	0	1	412	0	4	416	0	
9	9	217	1	189	0	0	2	0	1	0	1	0	0	0	0	0	1	0	483	0	2	485	0
10	10	274	0	203	2	1	1	1	0	0	0	0	0	0	0	0	0	390	0	2	392	0	
11	11	212	3	172	1	0	0	0	1	0	0	0	1	0	0	0	0	342	0	3	345	0	
12	12	166	3	172	0	0	0	0	0	0	0	0	1	0	0	0	1	0	381	0	1	382	0
13	13	164	3	209	2	0	0	0	1	0	0	0	0	1	0	0	0	255	0	3	258	0	
14	14	122	11	121	0	0	0	0	0	0	0	0	0	0	0	0	0	506	0	2	508	0	
15	15	189	5	309	0	0	0	1	1	0	0	0	1	0	0	1	1	0	447	0	1	448	0
16	16	142	5	294	0	1	0	1	1	0	0	0	0	0	0	0	1	0	439	0	1	440	0
17	17	219	1	213	0	1	1	1	1	0	1	0	0	0	0	0	1	2	752	0	10	762	0
18	18	515	2	227	2	0	1	0	0	2	0	0	0	0	0	0	1	2	752	0	10	762	0
19	19	313	2	243	1	0	0	0	0	1	0	0	0	2	0	1	0	1	564	0	11	575	0
20	20	496	2	219	2	0	0	1	0	0	0	0	0	2	0	0	5	2	676	0	3	679	0
21	21	160	5	486	0	2	0	4	0	4	0	1	2	0	5	0	5	2	676	0	3	679	0
22	22	160	3	387	1	1	0	0	0	2	0	0	0	0	0	0	1	555	0	0	555	0	
23	23	152	3	504	0	2	0	1	0	1	1	1	1	0	5	1	1	3	676	0	4	680	0
24	24	152	6	411	1	1	1	0	1	2	0	0	1	3	0	2	4	586	0	2	588	0	
25	25	130	4	371	0	0	0	2	1	2	1	0	0	3	4	4	0	0	522	0	1	523	0
26	26	150	2	163	0	0	0	0	0	1	0	0	0	2	0	0	0	0	318	0	3	321	0
27	27	275	4	206	0	0	0	0	0	0	0	0	0	0	0	0	0	485	0	11	496	0	
28	28	275	3	181	2	1	0	1	1	0	0	1	0	1	0	1	0	468	0	12	480	0	
29	29	140	5	168	0	0	0	0	0	0	0	0	0	0	0	2	0	315	0	2	317	0	
30	30	173	0	200	2	0	1	1	0	0	0	0	1	0	0	0	0	378	0	0	378	0	
31	31	190	0	229	0	1	0	1	0	1	0	1	0	0	0	0	0	426	0	3	429	0	
32	32	184	1	155	2	0	1	0	0	0	0	0	1	0	0	0	0	344	0	1	345	0	
33	33	108	1	117	0	0	0	0	0	1	0	0	1	0	0	0	0	228	0	1	229	0	
34	34	181	0	226	0	1	0	0	0	0	0	0	0	1	0	0	2	411	0	5	416	0	
35	35	229	3	243	0	1	0	0	0	2	0	0	1	0	0	0	0	479	0	4	483	0	
36	36	139	0	104	0	0	0	0	0	0	0	0	0	0	0	0	1	244	0	1	245	0	
37	37	175	2	162	0	0	0	0	0	0	0	0	0	1	0	0	0	340	0	0	340	0	
38	38	241	3	121	0	0	0	0	1	0	0	0	0	0	0	0	0	366	0	1	367	0	



Date:-04-06-2024 20:30:pm


User:-ROPCU05P04

FORM 20 FINAL RESULT SHEET

ELECTION TO THE HOUSE OF PARLIAMENT CONSTITUENCY

Total No. of Electors in Assembly Constituency/segment
Name of Assembly/segment ...44-R K PURAM Assembly Election

Serial No. Of Polling Station	No of Valid Votes Cast in favour of																	Total of Valid Votes	No. Of Rejected Votes	Votes for NOTA	Total	No. Of Tended Votes
	BANSURI SWARAJ	RAAJ KUMAR ANAND	SOMNATH BHARTI	ACHLA JETHMALANI	UPENDRA	DINESH KUMAR	PUNAM PANDEY	PRITHVI NATH SINGH	PREM SINGH	MANOJ KUMAR SHARMA	MAHESH KUMAR DENWAL	LUKMAN KHAN	SANDHYA THAKKAR	DILIP SINGH	RAVINDER SINGH	SANJAY RAWAT	HIRA LAL					
39	39	335	3	491	2	1	2	3	0	2	1	0	3	1	1	1	1	852	0	2	854	0
40	40	214	11	439	3	1	1	4	0	1	1	0	0	1	2	0	3	683	0	1	684	0
41	41	298	4	420	0	1	0	0	0	1	0	0	0	0	0	0	0	728	0	0	728	0
42	42	141	0	296	0	0	0	0	1	0	0	0	0	0	0	0	0	447	0	1	448	0
43	43	64	1	139	0	0	1	0	1	0	0	0	0	0	0	0	0	206	0	1	207	0
44	44	102	1	129	0	0	0	0	0	1	0	0	0	0	0	0	0	233	0	0	233	0
45	45	182	1	329	0	0	0	1	0	0	1	0	0	0	0	0	0	515	0	2	517	0
46	46	67	0	231	2	0	0	1	0	0	0	0	2	1	0	0	6	303	0	2	305	0
47	47	166	2	292	0	1	0	0	0	0	1	0	0	0	0	0	0	471	0	0	471	0
48	48	162	0	126	0	0	0	0	0	0	0	0	0	0	0	0	1	289	0	0	289	0
49	49	174	0	147	0	0	0	0	0	0	0	0	0	0	0	0	3	321	0	2	323	0
50	50	220	4	188	0	0	0	0	0	0	0	0	0	0	0	0	0	415	0	2	417	0
51	51	184	3	204	1	0	0	0	0	0	0	0	0	0	0	0	0	392	0	9	401	0
52	52	194	3	141	0	0	0	0	0	0	0	0	0	0	0	0	0	338	0	2	340	0
53	53	91	1	75	1	1	0	0	0	0	0	0	0	0	0	0	1	170	0	1	171	0
54	54	162	2	146	0	1	0	0	0	0	0	0	0	0	0	0	1	313	0	8	321	0
55	55	235	6	226	3	1	0	0	0	0	0	0	0	0	1	0	0	472	0	8	480	0
56	56	120	1	150	0	0	0	1	1	0	0	0	0	0	1	1	1	272	0	3	275	0
57	57	273	8	290	0	0	0	1	1	0	0	0	0	0	0	0	0	577	0	4	581	0
58	58	255	2	196	0	1	0	0	0	1	0	0	0	1	1	0	1	455	0	1	456	0
59	59	136	1	123	0	0	1	1	0	1	0	1	0	1	0	0	2	267	0	1	268	0
60	60	152	4	149	4	0	0	1	0	0	0	0	0	0	0	0	0	314	0	3	317	0
61	61	157	2	86	0	1	1	0	0	0	0	0	0	0	0	0	0	248	0	1	249	0
62	62	92	0	77	0	0	0	0	1	0	0	0	0	2	1	2	1	171	0	1	172	0
63	63	189	9	450	2	2	1	1	0	1	0	0	0	2	0	0	0	661	0	3	664	0
64	64	169	4	326	2	0	1	0	1	3	2	0	0	0	0	0	0	510	0	0	510	0
65	65	213	9	419	3	2	0	2	0	4	2	2	1	1	4	1	3	667	0	4	671	0
66	66	369	19	427	1	3	0	0	0	1	0	1	0	0	0	1	1	824	0	5	829	0
67	67	168	10	257	0	0	0	0	0	0	0	0	0	1	0	0	0	439	0	0	439	0
68	68	204	8	230	1	0	0	0	0	0	0	0	0	0	0	0	0	444	0	2	446	0
69	69	309	3	189	1	0	0	0	0	0	0	0	2	2	0	0	1	504	0	1	505	0
70	70	355	2	141	0	0	0	0	0	0	0	0	0	0	0	0	0	503	0	0	503	0
71	71	277	5	339	0	0	1	2	0	1	1	0	0	1	1	1	3	634	0	1	635	0
72	72	179	8	294	2	0	0	0	0	0	0	1	1	0	0	0	1	486	0	3	489	0
73	73	304	7	370	1	1	0	1	0	0	0	0	0	0	0	0	0	685	0	2	687	0
74	74	394	4	433	0	2	0	1	1	3	0	0	0	0	0	0	0	841	0	8	849	0
75	75	188	1	254	0	1	1	0	1	0	0	0	0	0	0	1	0	447	0	4	451	0
76	76	238	7	490	1	3	0	0	1	1	0	1	3	0	4	0	2	751	0	0	751	0



FORM 20 FINAL RESULT SHEET

ELECTION TO THE HOUSE OF PARLIAMENT CONSTITUENCY

Total No. of Electors in Assembly Constituency/segment
Name of Assembly/segment ...44-R K PURAM Assembly Election

Serial No. Of Polling Station	No of Valid Votes Cast in favour of																Total of Valid Votes	No. Of Rejected Votes	Votes for NOTA	Total	No. Of Tendered Votes	
	BANSURI SWARAJ	RAAJ KUMAR ANAND	SOMNATH BHARTI	ACHLA JETHMALANI	UPENDRA	DINESH KUMAR	PUNAM PANDEY	PRITHVI NATH SINGH	PREM SINGH	MANOJ KUMAR SHARMA	MAHESH KUMAR DENWAL	LUKMAN KHAN	SANDHYA THAKKAR	DILIP SINGH	RAVINDER SINGH	SANJAY RAWAT						HIRA LAL
77	102	0	135	1	0	0	0	0	2	0	0	1	0	0	0	0	1	242	0	3	245	0
78	120	0	172	0	0	1	0	1	0	0	0	0	0	0	0	0	1	408	0	2	297	0
79	145	3	252	1	2	0	1	0	2	0	0	0	0	0	0	1	1	504	0	3	507	0
80	202	3	293	0	1	1	1	0	0	0	0	0	0	0	0	0	1	333	0	2	335	0
81	157	2	171	0	0	0	2	0	0	0	0	0	0	0	0	0	0	334	0	4	338	0
82	137	1	191	1	0	0	0	0	1	0	0	0	0	2	0	0	0	344	0	3	347	0
83	183	3	154	3	0	0	0	0	0	0	0	1	0	0	2	0	0	669	0	2	671	0
84	228	1	431	0	0	1	1	2	0	0	0	0	0	2	0	0	0	519	0	8	527	0
85	285	5	226	0	0	1	0	0	0	0	0	0	1	0	0	0	0	642	0	3	645	0
86	351	19	269	1	1	0	0	0	0	0	0	1	0	1	0	0	0	313	0	2	315	0
87	166	3	141	0	0	0	1	0	0	0	0	1	0	3	5	3	2	550	0	0	550	0
88	156	5	367	0	2	0	1	1	1	1	1	2	0	0	0	0	1	312	0	3	315	0
89	164	1	145	0	0	0	1	0	0	0	0	0	0	0	0	1	0	437	0	6	443	0
90	241	2	193	0	0	0	0	0	0	0	0	2	1	0	0	1	0	323	0	0	323	0
91	163	3	152	1	0	0	0	0	0	1	0	0	0	0	0	2	0	577	0	7	584	0
92	258	2	312	1	1	0	0	0	0	0	0	0	1	0	0	1	1	766	0	1	767	0
93	478	5	278	1	1	0	0	0	1	0	0	0	0	0	0	0	2	507	0	2	509	0
94	348	2	153	0	0	1	0	0	0	0	0	0	0	1	0	2	1	665	0	6	671	0
95	403	2	254	1	0	0	1	0	0	0	0	2	1	2	0	3	2	749	0	5	754	0
96	385	3	344	1	1	1	2	1	1	1	2	1	0	0	0	3	2	671	0	1	672	0
97	243	2	413	0	2	1	1	0	1	1	0	3	0	1	1	2	0	791	0	3	794	0
98	351	7	420	1	2	0	1	1	0	0	0	0	0	1	0	0	1	665	0	10	675	0
99	402	6	251	2	0	1	1	0	0	0	0	1	0	0	0	2	2	232	0	0	232	0
100	106	3	116	0	0	1	0	1	0	0	0	0	1	0	0	1	0	790	0	7	797	0
101	482	3	297	1	2	1	0	2	0	0	0	0	1	0	0	0	0	755	0	9	764	0
102	448	4	297	1	0	0	0	0	4	0	0	0	1	0	0	1	2	770	0	8	778	1
103	468	4	289	1	2	0	1	0	0	0	0	1	1	0	0	0	0	624	0	7	631	0
104	371	5	245	0	0	1	0	0	0	1	0	0	1	0	0	0	0	537	0	1	538	0
105	338	3	189	2	0	0	1	0	2	1	0	0	0	0	0	0	0	741	0	14	755	0
106	472	0	263	2	0	0	1	0	3	0	0	0	0	0	0	0	0	260	0	4	264	0
107	161	2	96	0	0	0	0	0	0	0	0	0	1	2	0	5	1	439	0	1	440	0
108	113	7	305	0	0	0	0	0	5	0	0	0	0	0	0	0	0	297	0	4	301	0
109	160	3	132	1	0	0	0	0	0	0	1	0	0	0	0	3	1	655	0	2	657	0
110	220	3	419	2	1	1	1	0	1	0	0	1	1	1	0	0	0	11	0	0	11	0
111	5	0	6	0	0	0	0	0	0	0	0	0	0	0	0	0	0	9	0	0	9	0
112	3	0	6	0	0	0	0	0	0	0	0	0	0	0	0	0	0	9	0	0	9	0
113	362	3	399	5	0	0	1	0	2	0	0	1	1	6	1	0	1	782	0	4	786	0
114	265	6	250	0	0	0	0	1	1	0	0	0	0	0	0	1	0	524	0	6	530	0

Sanyal

FORM 20 FINAL RESULT SHEET

ELECTION TO THE HOUSE OF PARLIAMENT CONSTITUENCY

Total No. of Electors in Assembly Constituency/segment
Name of Assembly/segment ...44-R K PURAM Assembly Election

Serial No. Of Polling Station	No of Valid Votes Cast in favour of																Total of Valid Votes	No. Of Rejected Votes	Votes for NOTA	Total	No. Of Tended Votes	
	BANSURI SWARAJ	RAAJ KUMAR ANAND	SOMNATH BHARTI	ACHLA JETHMALANI	UPENDRA	DINESH KUMAR	PUNAM PANDEY	PRITHVI NATH SINGH	PREM SINGH	MANOJ KUMAR SHARMA	MAHESH KUMAR DENWAL	LUKMAN KHAN	SANDHYA THAKKAR	DILIP SINGH	RAVINDER SINGH	SANJAY RAWAT						HIRA LAL
115	273	4	217	1	0	0	0	0	0	0	1	0	0	0	0	2	498	0	8	506	0	
116	410	3	270	2	1	2	1	0	0	0	0	0	0	0	0	2	696	0	7	703	0	
117	173	1	98	0	0	0	0	0	0	0	1	0	2	0	0	0	273	0	2	275	0	
118	230	9	373	0	2	0	1	0	1	0	2	0	1	2	4	2	808	0	4	812	0	
119	283	8	502	0	1	0	0	2	0	1	2	0	1	2	1	2	671	0	2	673	0	
120	262	17	381	0	3	1	1	1	0	0	0	2	0	0	0	0	566	0	1	567	0	
121	383	1	180	1	0	0	0	0	0	0	0	1	0	0	0	0	575	0	6	581	0	
122	319	2	254	0	0	0	0	0	0	0	0	0	0	0	2	1	591	0	4	595	0	
123	372	4	210	0	2	0	0	0	0	0	0	0	0	0	0	1	457	0	2	459	0	
124	314	0	136	0	1	0	1	0	2	0	1	0	1	0	0	0	440	0	6	446	0	
125	271	1	166	1	0	0	0	0	0	0	1	0	0	0	0	1	682	0	5	687	0	
126	367	6	301	3	0	0	1	1	1	0	0	1	0	0	1	0	311	0	0	311	0	
127	189	1	117	2	0	0	0	0	0	0	0	0	0	0	0	1	464	0	3	467	0	
128	278	5	180	0	0	0	0	0	0	0	0	1	0	0	0	0	753	0	1	754	0	
129	495	0	254	0	1	1	0	0	0	0	0	0	0	0	0	1	565	0	3	568	0	
130	380	1	177	1	0	0	1	2	2	0	2	0	0	0	0	1	555	0	2	557	0	
131	329	3	214	1	1	1	0	1	0	1	1	0	0	0	0	1	530	0	2	532	0	
132	260	3	263	1	0	0	0	0	0	0	1	0	1	0	0	1	628	0	1	629	0	
133	328	5	291	0	0	1	0	1	0	0	1	0	1	2	1	1	556	0	2	557	0	
134	307	0	241	1	0	0	0	0	0	0	1	0	0	0	2	1	450	0	3	452	0	
135	205	3	237	0	0	0	0	0	0	0	1	0	0	0	0	0	445	0	3	448	0	
136	268	4	171	1	0	0	0	0	0	0	0	0	0	1	1	0	480	0	3	483	0	
137	299	2	176	0	1	0	0	0	0	0	0	2	0	0	1	0	583	0	1	584	1	
138	222	10	346	1	0	1	0	0	1	0	0	1	0	0	1	1	554	0	2	556	0	
139	222	8	319	1	0	0	0	0	0	0	0	0	0	0	0	1	612	0	2	614	0	
140	280	5	325	0	0	0	1	0	0	0	0	0	0	0	1	0	639	0	0	639	0	
141	352	5	278	0	1	0	0	0	1	0	0	0	0	0	0	1	459	0	3	462	0	
142	280	2	175	0	0	0	1	0	0	0	0	0	0	0	0	0	492	0	9	501	0	
143	309	1	181	0	0	0	0	0	1	0	0	0	0	0	1	0	535	0	5	540	0	
144	315	2	213	0	0	2	0	0	0	0	0	1	0	0	0	0	570	0	15	585	0	
145	340	1	226	1	0	1	0	0	0	0	1	0	0	0	0	0	446	0	1	447	0	
146	252	3	189	1	0	0	0	0	0	0	0	0	1	0	0	0	446	0	1	447	0	
Total EVM Votes	35053	524	35965	107	74	42	68	38	91	25	24	56	54	85	27	122	84	72439	0	476	72915	3

Date:-04-06-2024 20:30:pm

User:-ROPCU05P04

FORM 20 FINAL RESULT SHEET


ELECTION TO THE HOUSE OF PARLIAMENT CONSTITUENCY

Total No. of Electors in Assembly Constituency/segment
Name of Assembly/segment ...44-R K PURAM Assembly Election

Serial No. Of Polling Station	No of Valid Votes Cast in favour of															Total of Valid Votes	No. Of Rejected Votes	Votes for NOTA	Total	No. Of Tendered Votes		
	BANSURI SWARAJ	RAAJ KUMAR ANAND	SOMNATH BHARTI	ACHLA JETHMALANI	UPENDRA	DINESH KUMAR	PUNAM PANDEY	PRITHVI NATH SINGH	PREM SINGH	MANOJ KUMAR SHARMA	MAHESH KUMAR DENWAL	LUKMAN KHAN	SANDHYA THAKKAR	DILIP SINGH	RAVINDER SINGH						SANJAY RAWAT	HIRA LAL
Total Postal Ballot Votes	(To be filled in the case of election from an assembly constituency.)																					
Total Votes Polled	35053	524	35965	107	74	42	68	38	91	25	24	56	54	85	27	122	84	72439	0	476	72915	3

Place:-

R K PURAM



ASST. RETURNING OFFICER
44-R K PURAM

FORM 20 FINAL RESULT SHEET

ELECTION TO THE HOUSE OF PARLIAMENT CONSTITUENCY

Total No. of Electors in Assembly Constituency/segment
Name of Assembly/segment ...50-GREATER KAILASH Assembly Election

Serial No. Of Polling Station	No of Valid Votes Cast in favour of																	Total of Valid Votes	No. Of Rejected Votes	Votes for NOTA	Total	No. Of Tended Votes
	BANSURI SWARAJ	RAAJ KUMAR ANAND	SOMNATH BHARTI	ACHLA JETHMALANI	UPENDRA	DINESH KUMAR	PUNAM PANDEY	PRITHVI NATH SINGH	PREM SINGH	MANOJ KUMAR SHARMA	MAHESH KUMAR DENWAL	LUKMAN KHAN	SANDHYA THAKKAR	DILIP SINGH	RAVINDER SINGH	SANJAY RAWAT	HIRA LAL					
1	1	212	4	183	2	2	0	0	1	2	0	0	0	0	0	0	0	407	0	9	416	0
2	2	246	4	196	1	1	0	0	0	1	0	0	0	0	0	0	0	449	0	10	459	0
3	3	369	16	327	1	1	0	1	1	0	0	0	1	0	0	1	2	720	0	3	723	0
4	4	558	2	237	0	0	0	0	0	0	0	1	1	0	0	0	0	683	0	4	687	0
5	5	437	3	237	1	1	1	0	0	1	1	1	1	0	0	1	1	640	0	2	642	0
6	6	420	2	209	0	2	0	0	0	0	0	0	0	0	0	0	0	674	0	1	675	0
7	7	366	4	300	0	2	0	0	0	0	1	0	0	1	0	0	0	475	0	3	478	0
8	8	311	3	159	0	0	0	0	0	1	0	0	0	1	1	2	0	727	0	3	730	0
9	9	294	10	411	0	0	1	1	0	2	0	1	1	0	1	1	0	648	0	2	650	0
10	10	310	2	325	0	1	0	2	0	1	0	2	2	0	0	0	0	664	0	5	669	0
11	11	348	3	304	0	1	0	1	0	4	0	3	0	0	0	0	0	685	0	11	696	0
12	12	494	3	183	0	0	1	0	0	1	0	1	1	1	0	0	0	424	0	4	428	0
13	13	299	1	121	0	0	0	0	0	0	0	0	1	0	0	0	0	411	0	6	417	0
14	14	294	1	115	0	0	0	0	0	0	0	0	1	2	0	2	1	477	0	1	478	0
15	15	269	1	193	1	0	0	0	0	1	0	1	0	1	0	1	1	230	0	0	230	0
16	16	117	2	106	1	0	0	0	0	0	0	0	1	2	0	2	0	699	0	3	702	0
17	17	383	6	302	0	1	1	0	0	1	0	0	1	0	1	0	0	558	0	3	561	0
18	18	353	1	198	0	0	2	1	0	0	3	0	1	0	0	5	0	616	0	1	617	0
19	19	320	6	277	1	1	0	2	0	0	0	1	2	0	0	2	0	647	0	1	648	0
20	20	449	2	187	2	1	1	0	0	0	0	2	0	1	0	0	4	674	0	3	677	0
21	21	494	1	168	0	2	1	1	0	0	0	1	0	0	1	0	0	458	0	1	459	0
22	22	319	2	134	0	0	0	0	0	0	0	1	0	0	0	0	0	747	0	14	761	0
23	23	493	2	247	2	0	0	0	1	1	0	0	0	0	0	0	1	540	0	4	544	0
24	24	392	1	144	1	0	0	0	1	0	0	0	0	0	0	1	0	684	0	6	690	0
25	25	468	1	210	2	0	0	0	0	0	0	0	1	0	0	0	0	587	0	8	595	0
26	26	394	0	186	1	0	1	1	1	2	0	0	0	0	0	0	0	621	0	4	625	0
27	27	417	0	203	0	1	0	0	0	0	0	0	0	1	0	0	0	665	0	3	668	0
28	28	456	2	203	2	0	0	1	0	0	0	0	0	0	0	0	0	539	0	5	544	0
29	29	370	3	164	0	1	0	0	0	0	0	0	0	0	0	0	0	758	0	9	767	0
30	30	486	4	266	1	0	0	1	0	0	0	0	0	0	0	0	1	518	0	6	524	0
31	31	357	3	155	2	0	0	0	0	0	0	0	0	1	0	0	0	566	0	13	579	0
32	32	381	2	181	1	0	0	0	0	0	0	1	1	1	0	1	0	631	0	10	641	0
33	33	431	2	192	1	0	0	0	0	1	0	0	0	0	0	0	0	439	0	3	442	0
34	34	282	4	149	1	0	0	0	0	0	0	0	0	0	0	0	0	435	0	3	438	0
35	35	306	0	128	1	0	0	0	0	0	0	0	0	0	0	0	0	517	0	3	520	0
36	36	310	1	202	0	0	0	0	0	2	0	0	0	2	0	0	0	517	0	7	524	0
37	37	375	1	208	0	0	0	0	1	0	0	0	0	0	0	0	0	585	0	7	592	0
38	38	499	4	212	2	1	0	0	0	1	0	0	0	0	1	0	1	721	0	10	731	0

Date:-04-06-2024 20:30:pm

User:-ROPCU05P04

FORM 20 FINAL RESULT SHEET

ELECTION TO THE HOUSE OF PARLIAMENT CONSTITUENCY

Total No. of Electors in Assembly Constituency/segment
Name of Assembly/segment ...50-GREATER KAILASH Assembly Election

Serial No. Of Polling Station	No of Valid Votes Cast in favour of																Total of Valid Votes	No. Of Rejected Votes	Votes for NOTA	Total	No. Of Tended Votes	
	BANSURI SWARAJ	RAAJ KUMAR ANAND	SOMNATH BHARTI	ACHLA JETHMALANI	UPENDRA	DINESH KUMAR	PUNAM PANDEY	PRITHVI NATH SINGH	PREM SINGH	MANOJ KUMAR SHARMA	MAHESH KUMAR DENWAL	LUKMAN KHAN	SANDHYA THAKKAR	DILIP SINGH	RAVINDER SINGH	SANJAY RAWAT						HIRA LAL
39	39	399	1	200	0	1	0	0	0	1	0	0	0	0	0	0	0	602	0	13	615	0
40	40	341	2	169	0	0	0	0	0	0	0	1	0	0	0	0	0	513	0	2	515	0
41	41	548	5	258	1	0	0	0	0	0	0	0	0	0	0	0	0	813	0	9	822	0
42	42	422	1	188	2	0	1	0	0	0	0	0	0	1	0	0	2	617	0	6	762	0
43	43	426	4	322	1	0	0	0	0	1	0	1	0	0	0	0	0	655	0	0	661	0
44	44	376	2	274	0	0	0	1	0	2	0	0	0	3	1	1	2	615	0	0	615	0
45	45	424	10	169	1	1	0	1	0	0	1	0	0	0	0	0	1	799	0	6	805	0
46	46	570	1	225	0	0	0	0	2	0	0	0	1	0	0	0	1	564	0	6	570	0
47	47	391	2	166	0	0	1	0	0	0	0	0	1	0	0	2	0	793	0	12	805	0
48	48	445	6	338	0	0	0	1	0	0	0	0	0	0	2	1	1	838	0	10	848	0
49	49	487	4	336	3	0	2	0	1	1	0	0	0	2	1	3	2	650	0	2	652	0
50	50	196	3	437	2	3	0	0	0	0	0	1	2	0	1	0	0	690	0	8	698	0
51	51	292	12	380	2	0	0	0	0	0	0	0	0	0	0	0	0	732	0	13	745	0
52	52	467	5	255	0	0	0	5	0	0	0	0	0	1	0	0	0	453	0	0	453	0
53	53	189	1	257	1	0	1	1	0	0	1	1	0	0	1	0	1	672	0	7	679	0
54	54	402	4	262	0	0	0	1	0	0	0	0	1	0	0	0	0	806	0	10	816	0
55	55	594	3	207	0	0	0	0	2	1	0	2	0	0	0	1	2	663	0	12	675	0
56	56	424	4	230	0	0	0	0	0	1	1	0	0	0	0	0	0	571	0	7	578	0
57	57	268	2	289	3	0	1	0	0	1	1	0	3	0	0	0	0	768	0	9	777	0
58	58	532	2	230	1	0	0	0	0	0	0	0	0	1	0	0	1	590	0	10	600	0
59	59	435	2	151	0	0	0	0	0	0	0	0	0	0	0	5	0	559	0	5	564	0
60	60	348	0	208	1	0	0	0	0	1	0	0	3	0	0	1	1	911	0	2	913	0
61	61	358	7	532	0	1	0	1	3	0	1	0	0	0	0	1	1	820	0	1	821	0
62	62	402	6	406	1	1	0	0	2	0	0	2	0	1	0	2	2	935	0	9	944	0
63	63	495	1	428	1	2	0	0	0	0	1	0	0	0	0	0	0	829	0	2	831	0
64	64	271	2	551	0	1	0	3	0	0	1	0	0	1	0	2	0	826	0	2	828	0
65	65	228	3	584	1	1	0	2	0	2	1	0	1	0	1	0	0	348	0	1	349	0
66	66	169	4	174	0	1	0	0	0	0	0	0	0	0	0	0	1	511	0	4	515	0
67	67	325	1	183	1	0	0	0	0	0	0	0	0	0	0	0	0	566	0	9	575	0
68	68	356	3	202	0	2	0	0	0	0	0	0	0	0	0	0	0	682	0	4	686	0
69	69	469	3	207	2	0	0	0	0	0	0	0	0	3	2	0	0	799	0	3	802	0
70	70	438	4	346	2	0	0	1	0	3	0	0	0	2	1	1	0	816	0	2	818	0
71	71	256	25	526	1	1	0	1	0	0	0	0	0	0	0	1	0	847	0	1	848	0
72	72	460	4	380	1	0	1	0	0	0	0	1	0	1	0	1	2	657	0	0	657	0
73	73	214	10	426	0	1	0	0	0	0	0	0	0	1	0	3	1	838	0	2	840	0
74	74	402	5	424	1	1	0	0	0	0	0	0	2	0	1	0	0	817	0	3	820	0
75	75	410	2	400	1	0	0	0	0	0	0	0	0	0	0	0	0	668	0	0	668	0
76	76	409	2	255	0	1	0	0	0	0	0	0	0	0	0	0	0					

FORM 20 FINAL RESULT SHEET

ELECTION TO THE HOUSE OF PARLIAMENT CONSTITUENCY

Total No. of Electors in Assembly Constituency/segment
Name of Assembly/segment ...50-GREATER KAILASH Assembly Election

Serial No. Of Polling Station	No of Valid Votes Cast in favour of																Total of Valid Votes	No. Of Rejected Votes	Votes for NOTA	Total	No. Of Tended Votes	
	BANSURI SWARAJ	RAAJ KUMAR ANAND	SOMNATH BHARTI	ACHLA JETHMALANI	UPENDRA	DINESH KUMAR	PUNAM PANDEY	PRITHVI NATH SINGH	PREM SINGH	MANOJ KUMAR SHARMA	MAHESH KUMAR DENWAL	LUKMAN KHAN	SANDHYA THAKKAR	DILIP SINGH	RAVINDER SINGH	SANJAY RAWAT						HIRA LAL
77	77	590	1	303	1	2	1	0	1	0	0	0	0	1	0	1	2	904	0	5	909	0
78	78	261	2	281	0	0	0	0	0	0	0	0	0	0	0	0	1	544	0	1	545	0
79	79	387	2	177	0	1	0	0	0	0	0	0	1	0	0	0	1	569	0	4	573	0
80	80	613	3	301	0	0	2	0	1	2	0	1	0	0	0	0	1	775	0	1	776	0
81	81	509	0	263	1	0	0	0	0	0	0	0	0	1	1	2	0	761	0	3	764	0
82	82	509	3	245	0	0	0	0	0	0	0	0	1	0	0	1	0	735	0	5	740	0
83	83	496	4	231	0	1	1	0	0	0	0	7	0	0	0	0	1	620	0	3	623	0
84	84	436	2	172	0	0	0	0	0	0	0	0	0	0	0	2	1	762	0	6	768	0
85	85	401	2	356	0	0	0	0	0	0	0	0	0	1	0	0	1	751	0	3	754	0
86	86	306	3	436	1	0	0	1	0	1	1	0	0	0	0	1	1	682	0	2	684	0
87	87	419	2	256	0	0	0	0	2	1	0	0	0	1	0	0	2	774	0	3	777	0
88	88	261	4	501	1	0	0	0	1	2	0	0	0	0	0	2	0	719	0	3	722	0
89	89	468	2	246	0	1	0	0	0	0	0	0	0	0	0	1	1	707	0	3	710	0
90	90	372	2	327	1	1	0	1	0	1	0	0	1	0	0	2	1	599	0	1	600	0
91	91	199	1	392	0	0	0	0	1	0	0	0	1	1	0	1	1	581	0	0	581	0
92	92	229	1	344	0	2	0	0	0	0	0	0	1	0	0	0	1	693	0	0	693	0
93	93	348	0	341	2	0	0	0	0	0	1	0	0	0	0	2	3	762	0	0	762	0
94	94	319	3	431	2	0	0	0	0	0	1	0	0	0	1	1	1	789	0	5	794	0
95	95	478	2	298	3	1	1	0	1	1	0	0	0	0	1	0	2	784	0	4	788	0
96	96	427	1	351	0	1	0	0	0	0	0	1	0	0	0	0	1	515	0	4	519	0
97	97	338	2	172	1	0	0	0	0	0	1	0	0	0	0	0	1	734	0	0	734	0
98	98	449	7	272	0	2	0	0	0	0	1	0	0	1	0	0	2	877	0	6	883	0
99	99	443	6	412	2	1	1	0	1	1	0	1	0	0	0	3	1	937	0	1	938	0
100	100	323	7	590	5	1	1	1	0	2	0	0	1	0	0	2	1	780	0	1	781	0
101	101	224	4	540	0	3	2	0	0	0	0	0	4	0	0	0	0	585	0	5	590	0
102	102	368	4	206	1	1	0	1	0	0	0	0	0	0	0	1	0	808	0	1	809	0
103	103	474	2	328	1	1	0	0	0	0	0	1	1	0	0	0	0	531	0	2	533	0
104	104	329	4	194	2	0	0	0	0	0	0	0	0	0	0	0	0	574	0	6	580	0
105	105	311	2	257	0	2	0	0	0	0	0	0	0	0	0	1	0	549	0	6	555	0
106	106	397	0	148	1	0	0	0	0	0	0	0	0	0	0	0	0	394	0	5	399	0
107	107	289	0	105	0	0	0	0	0	0	0	0	0	0	0	0	0	856	0	5	861	0
108	108	597	1	250	1	0	1	0	1	2	0	0	0	1	0	1	1	832	0	5	837	0
109	109	492	7	329	1	0	0	1	0	0	0	2	0	0	0	0	1	751	0	10	761	0
110	110	479	4	262	1	0	0	0	1	0	0	1	0	0	0	1	1	511	0	8	519	0
111	111	296	1	207	2	0	0	0	1	1	0	0	0	0	0	0	0	726	0	3	729	0
112	112	441	2	281	0	1	0	0	0	1	0	0	0	0	0	0	0	764	0	8	772	0
113	113	423	3	334	3	0	0	0	0	1	0	0	0	0	0	0	0	764	0	8	772	0
114	114	497	1	308	2	0	1	1	0	1	0	1	0	1	0	1	1	815	0	8	823	0

Date:-04-06-2024 20:30:pm

User:-ROPCU05P04

FORM 20 FINAL RESULT SHEET

ELECTION TO THE HOUSE OF PARLIAMENT CONSTITUENCY

Total No. of Electors in Assembly Constituency/segment
Name of Assembly/segment ...50-GREATER KAILASH Assembly Election

Serial No. Of Polling Station	No of Valid Votes Cast in favour of																	Total of Valid Votes	No. Of Rejected Votes	Votes for NOTA	Total	No. Of Tended Votes
	BANSURI SWARAJ	RAAJ KUMAR ANAND	SOMNATH BHARTI	ACHLA JETHMALANI	UPENDRA	DINESH KUMAR	PUNAM PANDEY	PRITHVI NATH SINGH	PREM SINGH	MANOJ KUMAR SHARMA	MAHESH KUMAR DENWAL	LUKMAN KHAN	SANDHYA THAKKAR	DILIP SINGH	RAVINDER SINGH	SANJAY RAWAT	HIRA LAL					
115	427	3	238	2	2	2	1	0	0	0	0	0	0	0	0	1	1	677	0	8	685	0
116	424	2	301	3	0	0	1	0	1	0	1	0	0	0	0	0	0	734	0	10	744	0
117	435	2	336	0	0	2	0	0	0	0	0	0	0	0	0	1	0	776	0	4	780	0
118	448	2	229	0	0	0	0	0	0	0	0	0	0	0	1	0	1	684	0	13	697	0
119	432	4	242	3	0	1	0	0	0	0	0	0	0	1	0	0	0	630	0	11	641	0
120	347	0	279	3	0	0	0	0	0	0	0	0	0	1	0	0	0	773	0	6	779	0
121	442	4	315	1	1	0	1	0	1	2	1	0	1	1	0	0	1	703	0	12	715	0
122	467	4	227	2	0	1	0	0	0	0	0	0	1	0	0	0	0	492	0	6	498	0
123	321	4	164	0	1	0	0	0	0	0	0	0	0	0	1	0	0	387	0	2	389	0
124	283	0	103	0	0	0	0	0	0	0	0	0	0	0	0	0	0	542	0	6	548	0
125	374	3	161	1	0	0	1	1	0	0	1	0	0	0	0	0	0	640	0	10	650	0
126	433	2	204	0	0	0	0	0	0	0	0	0	1	0	0	0	0	565	0	11	576	0
127	411	2	149	2	0	0	0	0	0	0	0	0	0	0	2	2	0	577	0	8	585	0
128	433	1	138	0	0	0	0	0	0	0	0	1	0	0	0	0	0	796	0	4	800	0
129	560	2	226	3	0	2	0	0	0	0	0	0	0	1	0	1	1	802	0	4	806	0
130	515	2	280	1	1	0	0	0	0	0	0	0	0	1	0	0	1	544	0	1	545	0
131	290	1	247	0	3	0	0	0	0	0	0	0	0	0	0	0	0	706	0	3	709	0
132	291	5	405	1	0	0	1	1	1	0	0	0	0	0	0	3	2	539	0	0	539	0
133	178	2	349	2	1	0	0	0	0	0	0	0	2	0	0	0	0	477	0	7	484	0
134	260	5	207	0	0	0	1	0	1	0	0	0	1	0	0	0	0	658	0	6	664	0
135	358	1	295	1	0	0	1	0	1	0	0	0	0	2	1	0	1	704	0	3	707	0
136	409	1	285	0	1	1	0	0	1	0	0	1	0	0	0	0	1	628	0	6	634	0
137	362	3	258	1	0	0	0	0	2	0	0	0	0	0	0	0	0	704	0	1	705	0
138	386	4	311	1	0	0	1	0	0	0	0	0	0	0	0	1	0	661	0	6	667	0
139	366	7	283	1	1	0	1	0	0	0	0	0	0	0	1	0	1	285	0	0	285	0
140	136	2	144	0	0	0	0	0	0	0	0	0	0	0	0	2	0	572	0	3	575	0
141	230	4	334	1	0	0	0	1	0	0	0	0	0	0	1	2	1	606	0	1	607	0
142	335	1	260	3	0	1	1	0	0	0	0	0	0	0	0	0	0	612	0	7	619	0
143	333	5	268	0	1	2	0	0	1	0	0	0	0	0	0	0	0	571	0	4	575	0
144	284	2	282	0	0	0	1	0	1	0	0	0	0	1	0	0	1	556	0	2	558	0
145	258	3	293	0	0	0	0	0	0	0	0	0	0	0	0	0	0	506	0	5	511	0
146	288	8	207	2	0	0	0	0	0	0	0	0	0	0	0	0	0	518	0	3	521	0
147	302	0	216	0	0	0	0	0	0	0	0	0	0	0	0	1	5	405	0	5	410	0
148	192	4	202	0	0	0	0	1	0	0	0	0	0	0	0	0	1	458	0	1	459	0
149	246	0	209	0	1	0	0	0	0	0	0	0	0	0	1	1	0	508	0	6	514	0
150	321	3	180	0	0	2	0	0	0	0	0	0	0	0	0	0	0	461	0	3	464	0
151	283	1	176	1	0	0	0	0	0	0	0	0	0	0	0	0	0	630	0	9	639	0
152	410	0	214	2	0	0	0	0	0	0	0	0	2	0	0	2	0	630	0	9	639	0

Date-04-06-2024 20:30:pm

User--ROPCU05P04

FORM 20 FINAL RESULT SHEET

ELECTION TO THE HOUSE OF PARLIAMENT CONSTITUENCY

Total No. of Electors in Assembly Constituency/segment
Name of Assembly/segment ...50-GREATER KAILASH Assembly Election.

Serial No. Of Polling Station	No of Valid Votes Cast in favour of																	Total of Valid Votes	No. Of Rejected Votes	Votes for NOTA	Total	No. Of Tended Votes
	BANSURI SWARAJ	RAAJ KUMAR ANAND	SOMNATH BHARTI	ACHLA JETHMALANI	UPENDRA	DINESH KUMAR	PUNAM PANDEY	PRITHVI NATH SINGH	PREM SINGH	MANOJ KUMAR SHARMA	MAHESH KUMAR DENWAL	LUKMAN KHAN	SANDHYA THAKKAR	DILIP SINGH	RAVINDER SINGH	SANJAY RAWAT	HIRA LAL					
153	394	2	207	1	0	0	2	0	0	0	0	0	0	0	0	0	0	606	0	11	617	0
154	455	0	265	0	0	0	0	0	0	0	0	0	0	0	0	0	0	720	0	6	726	0
155	388	4	204	0	1	0	1	0	0	0	0	0	0	0	0	1	1	600	0	7	607	0
156	440	4	182	1	0	0	0	0	0	0	0	0	0	0	0	0	0	629	0	7	636	0
157	422	4	192	1	0	0	1	0	0	0	0	0	1	0	0	0	0	621	0	4	625	0
158	389	4	313	2	3	1	2	0	0	0	0	2	1	0	0	0	0	717	0	3	720	0
Total EVM Votes	59673	481	41524	134	76	44	54	26	76	25	28	81	46	50	33	109	85	102545	0	765	103310	0
Total Postal Ballot Votes	(To be filled in the case of election from an assembly constituency.)																					
Total Votes Polled	59673	481	41524	134	76	44	54	26	76	25	28	81	46	50	33	109	85	102545	0	765	103310	0

Place:- GREATER KAILASH



Mishra
ASST. RETURNING OFFICER
50-GREATER KAILASH

ANNEXURE - 45
(Chapter XV, PARA 15.27.9)
FORM 20
FINAL RESULT SHEET

[SEE RULE 56C(2)(C)]

ELECTION TO THE HOUSE OF THE PEOPLE FROM THE New Delhi(4) PARLIAMENTARY CONSTITUENCY
PART II

(To be used for Parliamentary Election only)

Ac No.	Assembly Segments	No of Valid Votes Cast in favour of																Total of Valid Votes	No. Of Rejected Votes	NOTA	Total	No. Of Tended Votes	
		BANSURI SWARAJ	RAAJ KUMAR ANAND	SOMNATH BHARTI	ACHLA JETHMALANI	UPENDRA	DINESH KUMAR	PUNAM PANDEY	PRITHVI NATH SINGH	PREM SINGH	MANOJ KUMAR SHARMA	MAHESH KUMAR DENWAL	LUKMAN KHAN	SANDHYA THAKKAR	DILIP SINGH	RAVINDER SINGH	SANJAY RAWAT						HIRA LAL
23	KAROL BAGH	52562	731	45416	110	81	36	76	51	104	17	34	61	57	57	39	146	126	99704	0	411	100115	0
24	PATEL NAGAR	58092	1179	51534	113	122	60	99	43	139	28	40	122	67	105	115	177	161	112196	0	479	112675	5
25	MOTI NAGAR	59648	803	40259	107	114	53	73	46	87	32	41	70	64	124	59	166	155	101901	0	556	102457	2
38	DELHI CANTT	19029	327	20211	70	54	13	32	22	55	10	21	39	31	60	24	110	66	40174	0	244	40418	0
39	RAJINDER NAGAR	48179	491	39777	119	76	27	61	26	54	21	17	67	49	89	38	133	111	89335	0	439	89774	2
40	NEW DELHI	26995	316	29257	90	53	24	57	25	58	19	23	48	35	54	26	105	56	57241	0	427	57668	0
42	KASTURBA NAGAR	48610	369	30389	87	68	36	74	36	74	19	34	66	46	56	32	125	84	80205	0	470	80675	1
43	MALVIYA NAGAR	43623	380	39700	99	63	25	46	22	62	12	25	44	36	45	21	78	77	84358	0	524	84882	350
44	R K PURAM	35053	524	35965	107	74	42	68	38	91	25	24	56	54	85	27	122	84	72439	0	476	72915	3
50	GREATHER KAILASH	59673	481	41524	134	76	44	54	26	76	25	28	81	46	50	33	109	85	102545	0	765	103310	0
Total EVM Votes		451464	5601	374032	1036	781	360	640	335	800	208	287	654	485	725	414	1271	1005	840098	0	4791	844889	363
Total Postal Ballot Votes		1721	28	783	1	0	1	1	0	6	4	1	2	1	1	2	5	0	2557	296	22	2875	0
Total Votes Polled		453185	5629	374815	1037	781	361	641	335	806	212	288	656	486	726	416	1276	1005	842655	296	4813	847764	363

347
copy
enter
for PS
it is
three
only
Bim

Place:-

Tender vote for AC-43 is as follows
one for PS-1
one for PS-11
one for PS-17.

Inadvertantly, 347 tender votes was entered by the Counting officer
There is only three tender votes for AC-43
Bim

ASST. RETURNING OFFICER

